



US00D973912S

(12) **United States Design Patent** (10) **Patent No.:** **US D973,912 S**
Baltz, Jr. et al. (45) **Date of Patent:** **** Dec. 27, 2022**

(54) **VENTILATION SCREED DEVICE**
(71) Applicant: **Alabama Metal Industries Corporation**, Birmingham, AL (US)
(72) Inventors: **Gary George Baltz, Jr.**, Mountain Brook, AL (US); **Frederic C. Mayer, Jr.**, Hoover, AL (US)
(73) Assignee: **ALABAMA METAL INDUSTRIES CORPORATION**, Birmingham, AL (US)
(**) Term: **15 Years**
(21) Appl. No.: **29/703,887**
(22) Filed: **Aug. 30, 2019**
(51) **LOC (13) Cl.** **25-01**
(52) **U.S. Cl.**
USPC **D25/102; D25/164**
(58) **Field of Classification Search**
USPC D25/102, 119-123, 136, 137, 164, 199; D23/386, 389

(Continued)

(56) **References Cited**

U.S. PATENT DOCUMENTS

D151,022 S 9/1948 Weber et al.
D164,420 S * 9/1951 Hodgman D23/389
(Continued)

FOREIGN PATENT DOCUMENTS

AU 2008202082 A1 11/2008
CA 184875 A 6/1918
(Continued)

OTHER PUBLICATIONS

From U.S. Appl. No. 15/446,732—cited as “Prior Art Weep Screed from Google Search 1 page: dated 2004”.

(Continued)

Primary Examiner — Llorelys Martinez
(74) *Attorney, Agent, or Firm* — Honigman LLP

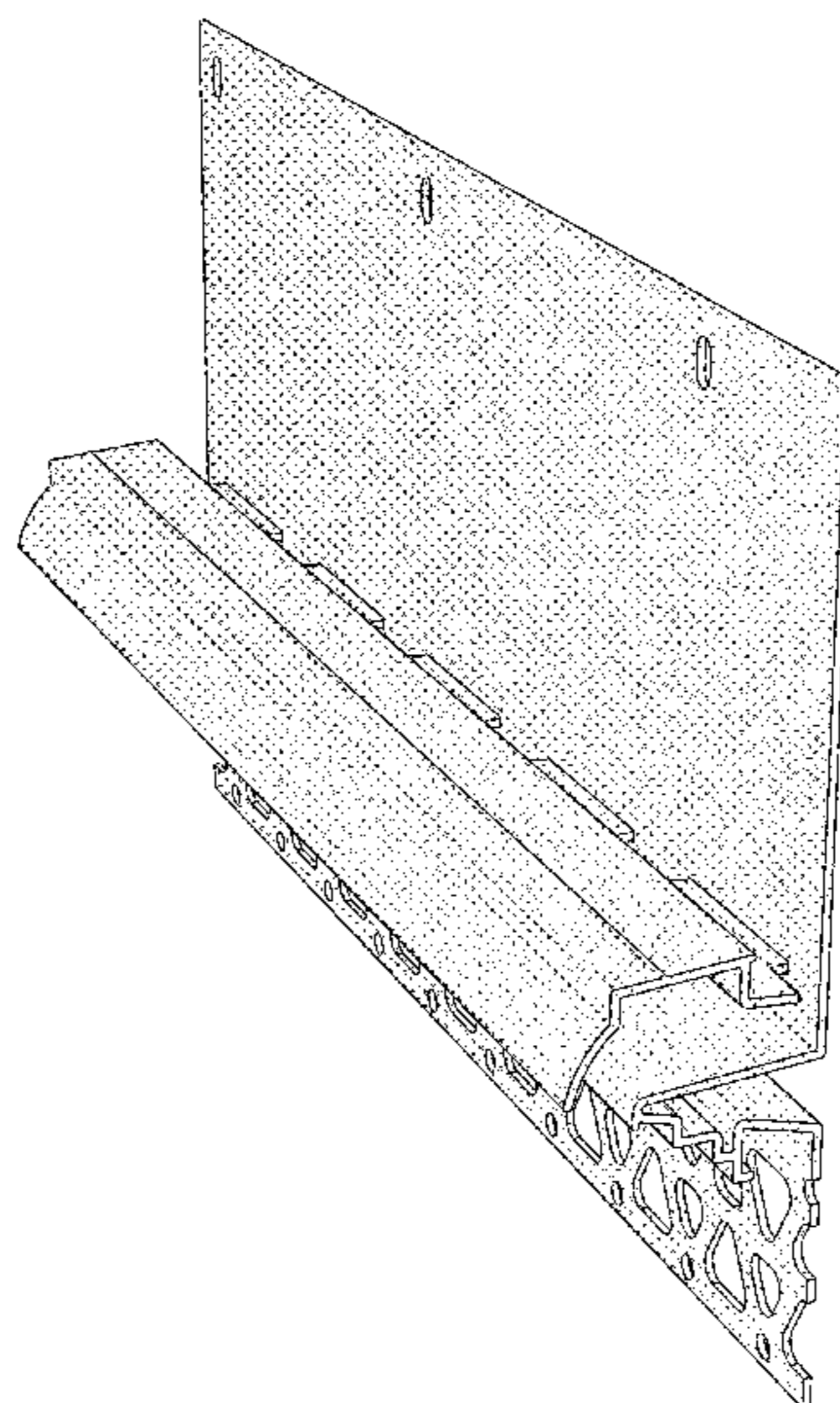
(57) **CLAIM**

The ornamental design for a ventilation screed device, as shown and described.

DESCRIPTION

FIG. 1 is a front top elevation view of a ventilation screed device showing our new design;
FIG. 2 is a rear top elevation view of the ventilation screed device in FIG. 1;
FIG. 3 is a front view of the ventilation screed device in FIG. 1;
FIG. 4 is a rear view of the ventilation screed device in FIG. 1;
FIG. 5 is a side view of the ventilation screed device in FIG. 1;
FIG. 6 is an opposite side view of the ventilation screed device in FIG. 1;
FIG. 7 is a top view of the ventilation screed device in FIG. 1;
FIG. 8 is a bottom view of the ventilation screed device in FIG. 1;
FIG. 9 is another side view of the ventilation screed device in FIG. 1;
FIG. 10 is a cross-sectional perspective view of the ventilation screed device in FIG. 1, taken along line 10-10 in FIG. 9;
FIG. 11 is another side view of the ventilation screed device in FIG. 1; and,
FIG. 12 is an enlarged view of the ventilation screed device in FIG. 1, taken from encircled portion 12 in FIG. 11.
The dash-dash broken lines in FIG. 9 represent cross-section indicia that forms no part of the claimed design. The other dash-dash broken lines in FIGS. 11 and 12 are included to show a partially enlarged view only and form no part of the claimed design.

1 Claim, 12 Drawing Sheets



US D973,912 S

(58) **Field of Classification Search**
 CPC . E04F 19/02; E04F 19/04; E04F 13/00; E04F 13/007; E04F 2019/044; E04F 2019/0445; E04B 1/70; E04B 1/7038; E04B 1/7069; E04B 1/7076; E04D 13/00; E04D 13/0445; E04D 13/0459; E04D 13/0481
 See application file for complete search history.

(56) **References Cited**
 U.S. PATENT DOCUMENTS

D164,421 S	9/1951	Hodgman	D700,717 S	3/2014	Campacci
2,645,824 A	7/1953	Titsworth	D703,306 S *	4/2014	Little D25/136
2,664,057 A	12/1953	Ausland	D703,307 S	4/2014	Little
2,905,072 A	9/1959	Oswald	8,726,594 B2	5/2014	Salazar
3,206,806 A	9/1965	Powell	8,813,443 B2	8/2014	Goldberg
3,343,323 A	9/1967	Mayfield	8,919,062 B1	12/2014	Viness
3,486,283 A	12/1969	Arnett	8,943,761 B2	2/2015	Carbonaro
3,568,391 A	3/1971	Conway	9,140,008 B2	9/2015	Fischer
D271,713 S	12/1983	Hicks	9,366,040 B2	6/2016	Singh
4,924,647 A	5/1990	Drucker	D787,091 S	5/2017	Singh
5,003,743 A	4/1991	Bifano	D792,609 S	7/2017	Smith et al.
D341,529 S	11/1993	Jacobs	D800,346 S	10/2017	Apanovich et al.
D345,268 S	3/1994	Pate	D805,215 S	12/2017	Fowler
D352,362 S	11/1994	Anderson	D814,056 S	3/2018	Singh
5,392,579 A	2/1995	Champagne	D814,057 S	3/2018	Singh
5,423,154 A *	6/1995	Maylon E04F 13/06 52/717.06	D815,757 S	4/2018	Braun
D364,233 S	11/1995	Caley	10,024,063 B2	7/2018	Friel
5,579,617 A	12/1996	Schiedegger	10,060,126 B2	8/2018	Collins
5,630,297 A	5/1997	Rutherford	D829,928 S	10/2018	Dye
5,694,723 A	12/1997	Parker	10,196,812 B1	2/2019	Duffy
D393,164 S	4/1998	Russell	D842,497 S	3/2019	Apanovich et al.
5,809,731 A	9/1998	Reiss	D844,182 S	3/2019	Folkersen
D400,986 S	11/1998	Kanta	D861,196 S	9/2019	Apanovich
5,836,135 A	11/1998	Hagan et al.	10,533,324 B2	1/2020	Baltz, Jr. et al.
5,970,671 A	10/1999	Bifano	D882,125 S	4/2020	Divito
6,018,924 A	2/2000	Tamlyn	10,655,336 B2	5/2020	Friel
6,119,429 A	9/2000	Bifano	D887,586 S	6/2020	Baltz, Jr.
6,293,064 B1	9/2001	Larson	D888,285 S *	6/2020	Baltz, Jr. D25/164
6,298,609 B1	10/2001	Bifano	D889,247 S	7/2020	Baltz, Jr.
6,308,470 B1	10/2001	Durkovic	D893,051 S *	8/2020	Baltz, Jr. D25/102
D454,962 S	3/2002	Grace	10,753,083 B2	8/2020	Baltz, Jr. et al.
6,385,932 B1	5/2002	Melchior	D896,993 S *	9/2020	Baltz, Jr. D25/164
6,410,118 B1	6/2002	Reicherts	10,774,545 B2	9/2020	Baltz, Jr. et al.
D462,787 S	9/2002	Scalzott	D901,722 S *	11/2020	Helms D25/119
6,470,638 B1	10/2002	Larson	D902,443 S *	11/2020	Baltz, Jr. D25/164
6,474,032 B1	11/2002	Wynn	D903,146 S	11/2020	Baltz, Jr. et al.
6,505,448 B2	1/2003	Ito	D905,295 S	12/2020	Baltz, Jr. et al.
D471,991 S *	3/2003	Maylon D25/119	10,947,722 B2	3/2021	Baltz, Jr. et al.
6,574,936 B1	6/2003	Anderson, Sr.	D923,821 S *	6/2021	Baltz, Jr. D25/164
D477,420 S	7/2003	Butcher	11,180,913 B2 *	11/2021	Baltz, Jr. E04F 13/007
D481,804 S	11/2003	Pelfrey	D940,349 S *	1/2022	Baltz, Jr. D25/164
6,679,010 B2	1/2004	Honda	D940,350 S *	1/2022	Baltz, Jr. D25/102
6,792,725 B1	9/2004	Rutherford	2002/0032999 A1	3/2002	Ito
6,823,633 B2	11/2004	Ryan	2003/0126810 A1	7/2003	Brunson
6,964,136 B2	11/2005	Collins	2003/0177736 A1	9/2003	Gatherum
7,219,477 B2	5/2007	Leffler	2005/0115189 A1	6/2005	Leffler
D551,781 S	9/2007	Abdullah	2006/0123723 A1	6/2006	Weir
D569,011 S	5/2008	Brochu	2006/0277854 A1	12/2006	Egan
7,383,669 B2	6/2008	Morse	2007/0044402 A1	3/2007	Hess
7,546,719 B1	6/2009	Guevara	2007/0062137 A1	3/2007	Maylon
7,584,587 B2	9/2009	Ouellette	2008/0104918 A1	5/2008	Gleeson
7,621,079 B2	11/2009	Kyozaburo	2008/0148672 A1	6/2008	Monteer
7,634,883 B1	12/2009	Larson	2009/0092790 A1	4/2009	Carnes
7,673,421 B2	3/2010	Pilz	2009/0183453 A1 *	7/2009	Koessler E04F 13/007 52/302.3
7,743,575 B2	6/2010	Ito	2010/0101168 A1	4/2010	Hohmann
D624,212 S	9/2010	Sawyer	2010/0287861 A1	11/2010	Goldberg
7,810,291 B2	10/2010	McPherson	2011/0252731 A1	10/2011	Boyer
8,281,530 B2	10/2012	Chaussee	2011/0302863 A1	12/2011	Sourlis
D679,417 S	4/2013	Nolan	2012/0066984 A1	3/2012	Thompson
D684,280 S	6/2013	Moore	2012/0066986 A1	3/2012	Thompson
8,578,660 B2	11/2013	Nolan	2012/0174495 A1	7/2012	Nolan et al.
8,584,416 B2 *	11/2013	Chenier E04F 13/06 52/573.1	2013/0125487 A1	5/2013	Power
8,596,019 B2	12/2013	Aitken	2013/0205696 A1	8/2013	Little
8,646,222 B2	2/2014	Carbonaro	2015/0013257 A1	1/2015	Power
			2015/0027074 A1	1/2015	Preston
			2017/0030072 A1	2/2017	Corson
			2017/0226732 A1	8/2017	Collins
			2017/0254091 A1	9/2017	Friel
			2018/0051470 A1	2/2018	Smith et al.
			2019/0136543 A1 *	5/2019	Friel E04F 19/02
			2019/0161960 A1	5/2019	Baltz, Jr.
			2019/0186147 A1	6/2019	Baltz, Jr. et al.
			2019/0194954 A1 *	6/2019	Baltz, Jr. E04F 19/04
			2019/0292791 A1 *	9/2019	Friel E04F 19/02
			2020/0063432 A1 *	2/2020	Baltz, Jr. E04F 13/06
			2020/0063446 A1	2/2020	Baltz, Jr.

(56)

References Cited

U.S. PATENT DOCUMENTS

2020/0157798 A1* 5/2020 Baltz, Jr. E04B 1/7038
 2020/0332517 A1* 10/2020 Baltz, Jr. E04F 19/02
 2021/0156139 A1* 5/2021 Baltz, Jr. E04F 19/02

FOREIGN PATENT DOCUMENTS

CA	2983532	A1	4/2018
CA	2777166	C	8/2019
DE	3603272	A1	8/1987
GB	2124266	A	2/1984
GB	2169071	A	7/1986
GB	2171124	A	8/1986
GB	6064548		7/2019
JP	2657037	B2	9/1997
JP	10037321		2/1998
JP	11131611		5/1999
JP	2008196248	A	8/2008
JP	4490340	B2	6/2010
JP	2011169094	A	9/2011
JP	5002275	B2	8/2012
JP	2012202177	A	10/2012
JP	2014218814	A	11/2014
JP	5968618	B2	8/2016
WO	2016040273	A1	3/2016

OTHER PUBLICATIONS

From U.S. Appl. No. 15/446,732—cited as “Images of J-Bead believed to have been known in the art prior to Mar. 1, 2016”.
 Hydrodry.RTM. System Amico Products <https://amicoglobal.com/hydrodry-system/> Jun. 2019 (Year: 2019).
 Window Door Drip Edge Amico Products <https://amicoglobal.com/window-door-drip-edge/> Jan. 2019 (Year: 2019).

* cited by examiner

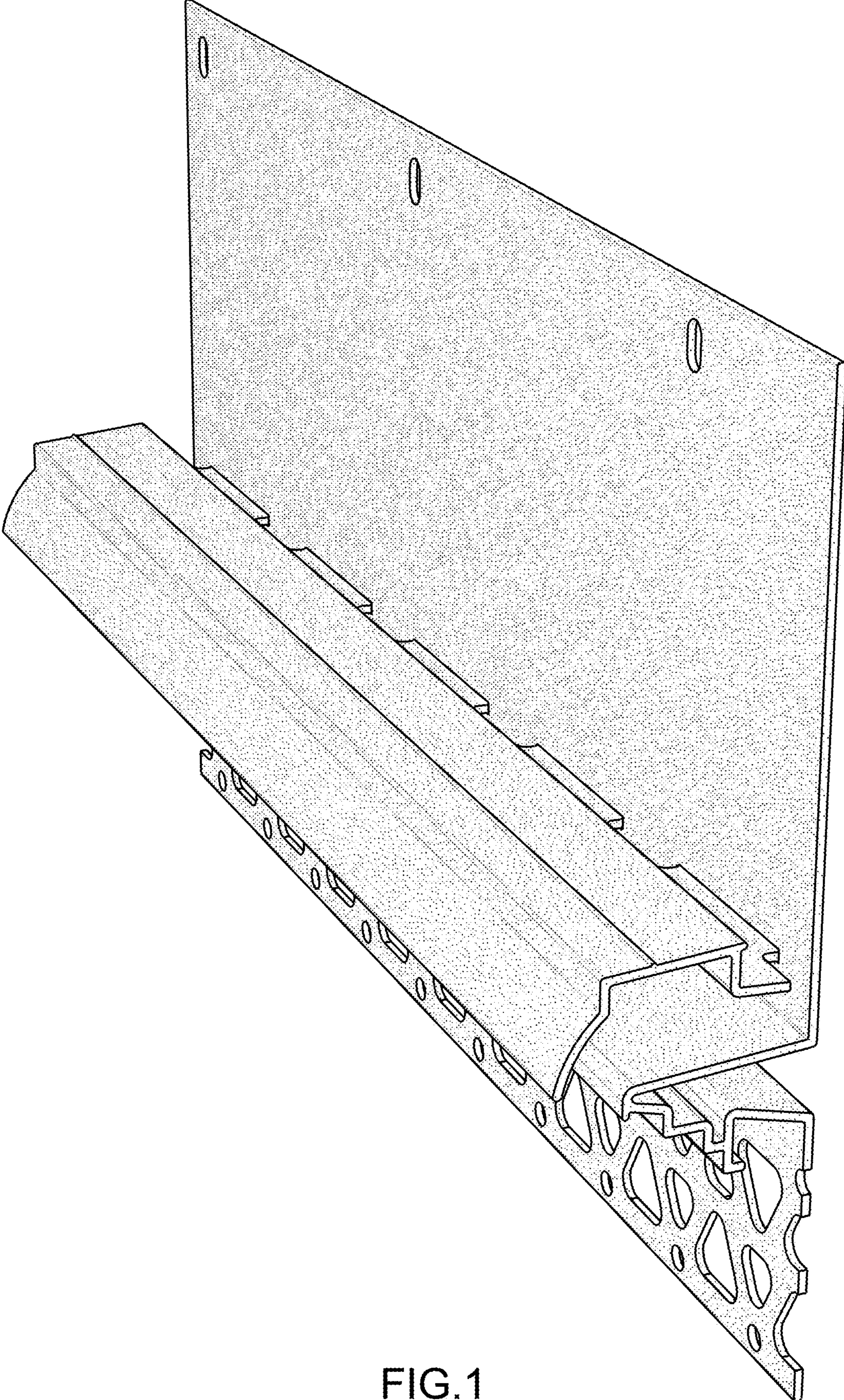


FIG.1

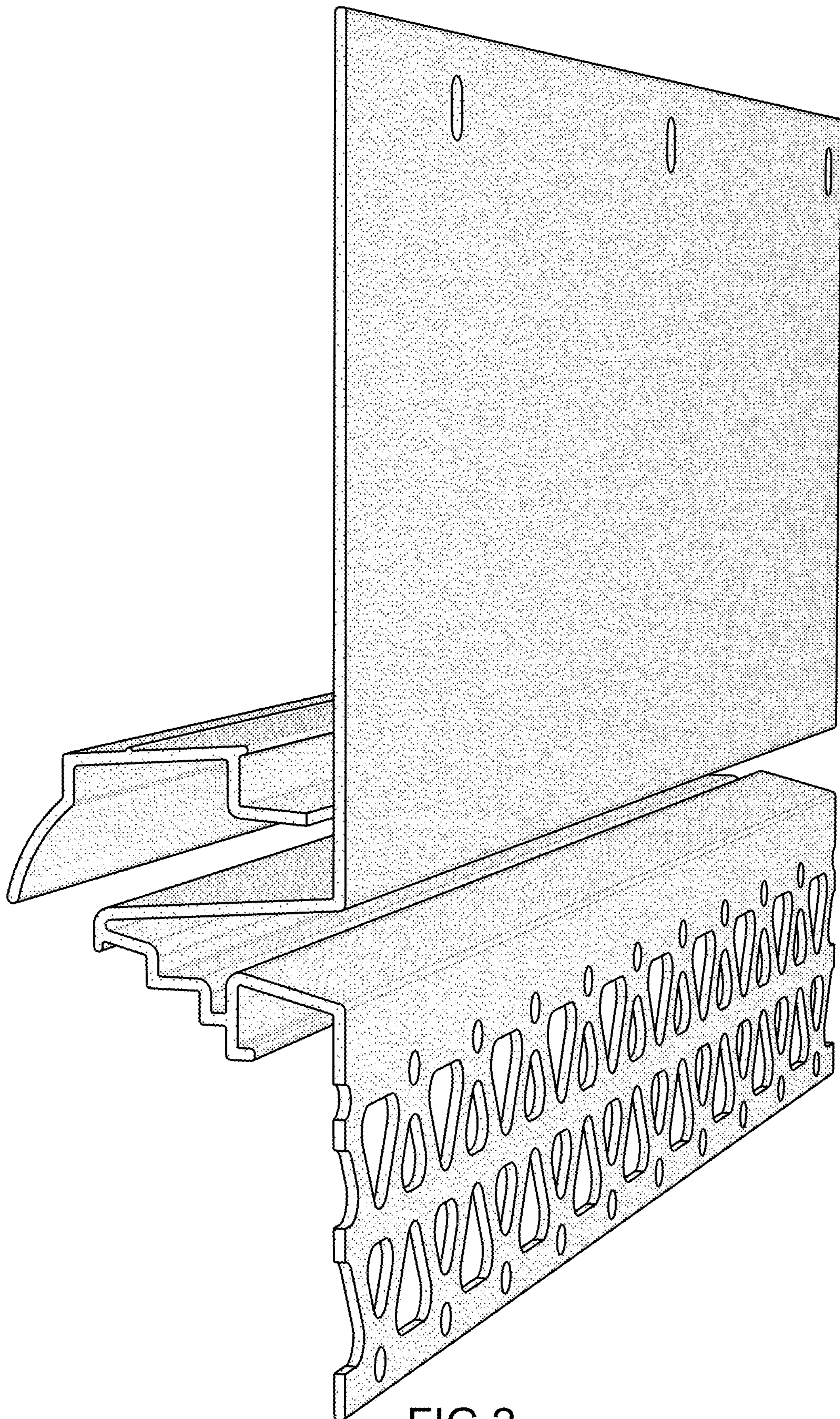


FIG.2

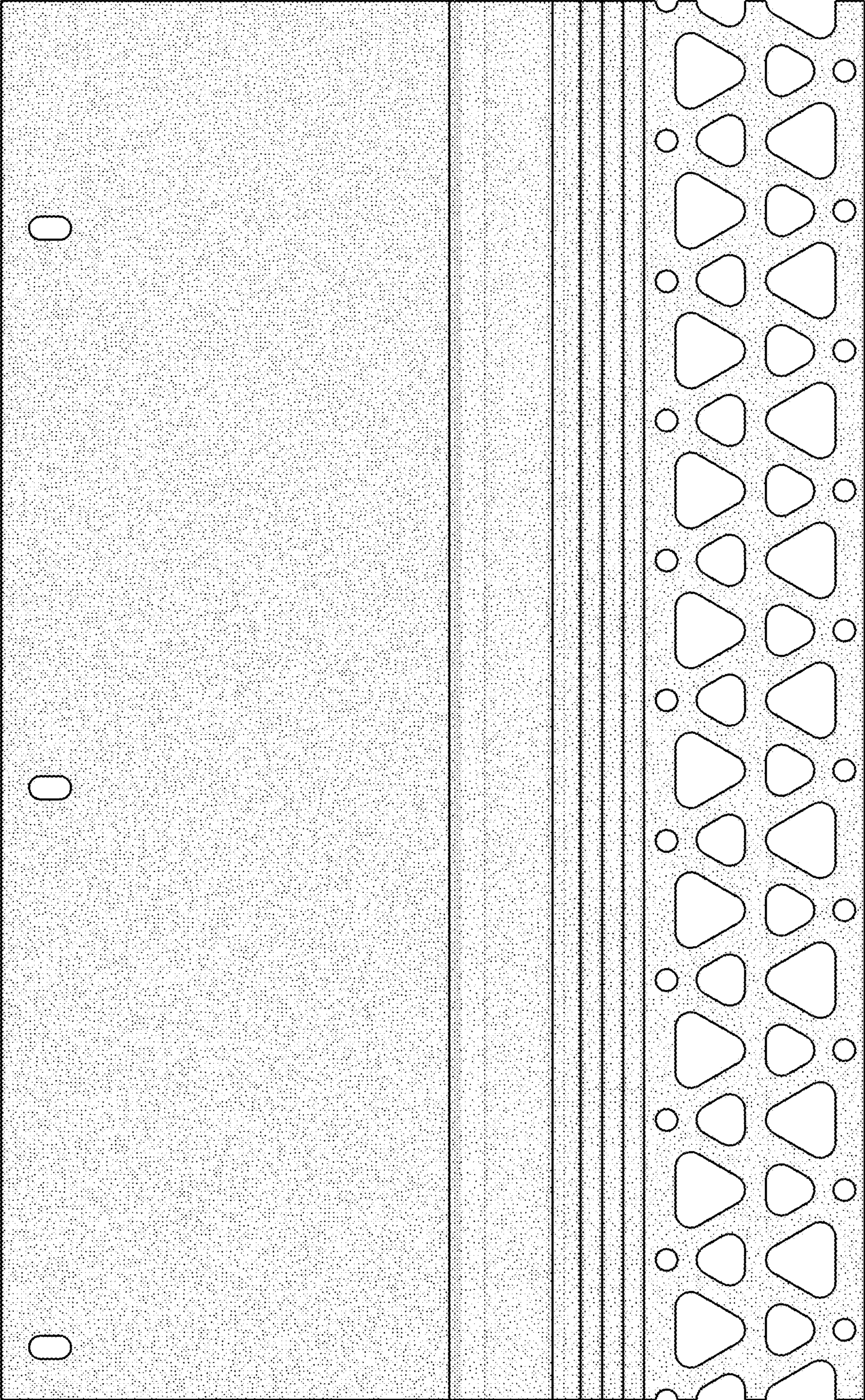


FIG.3

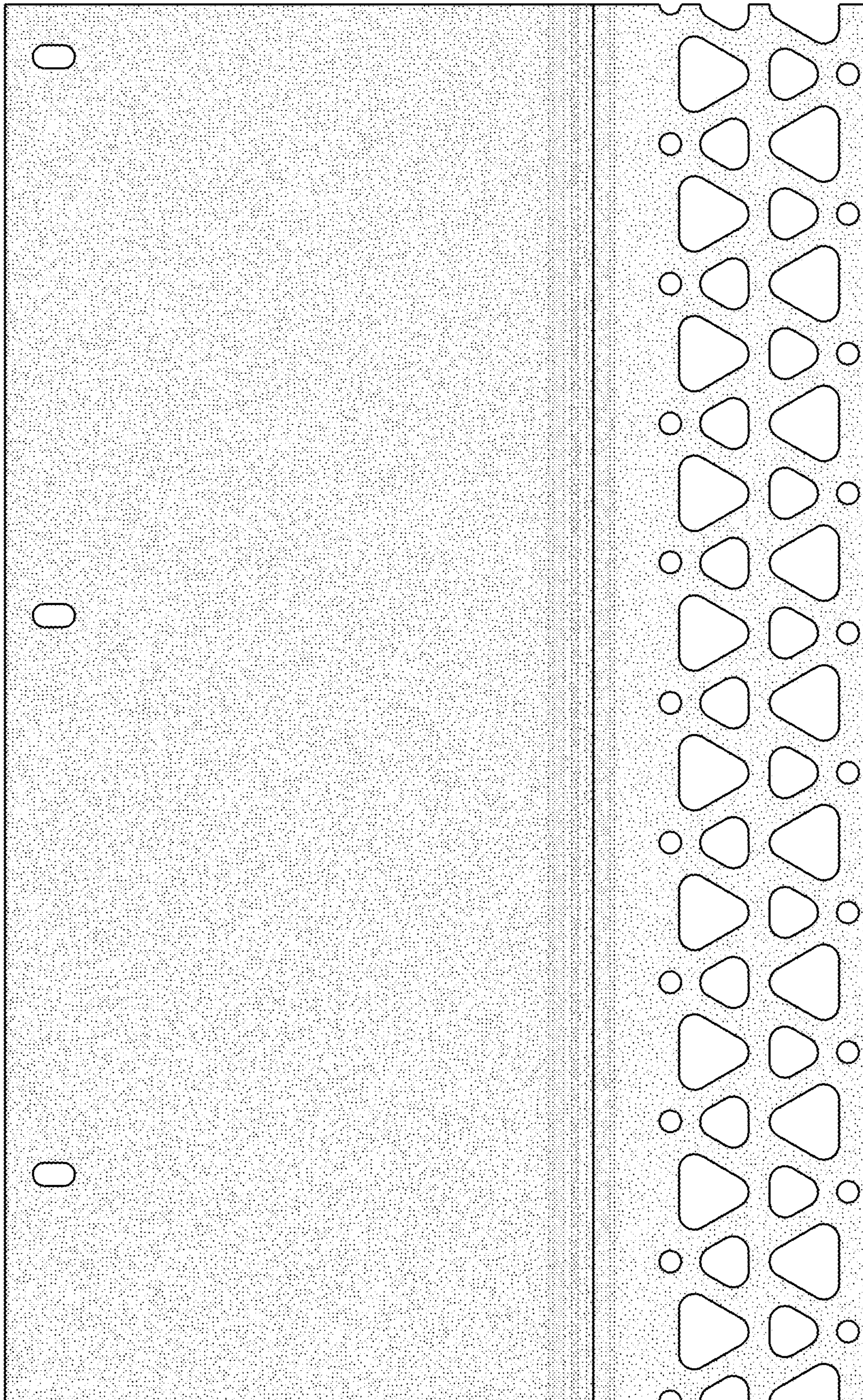


FIG.4

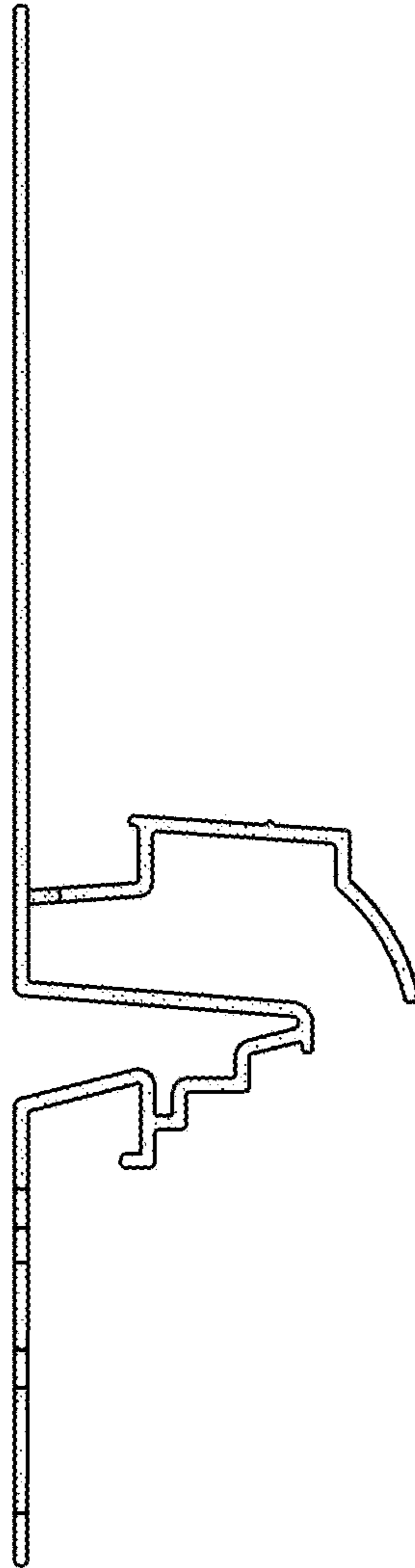


FIG.5

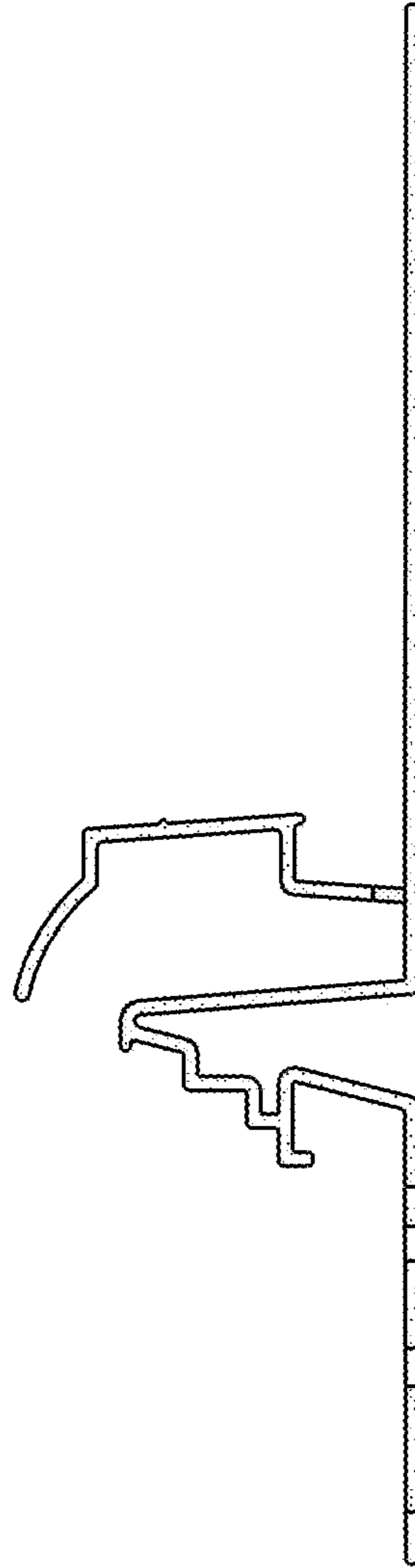


FIG.6

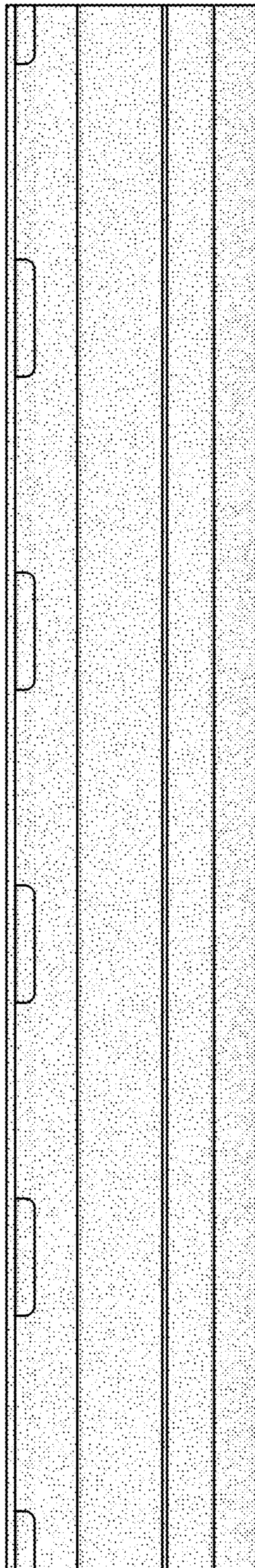


FIG.7




FIG.8

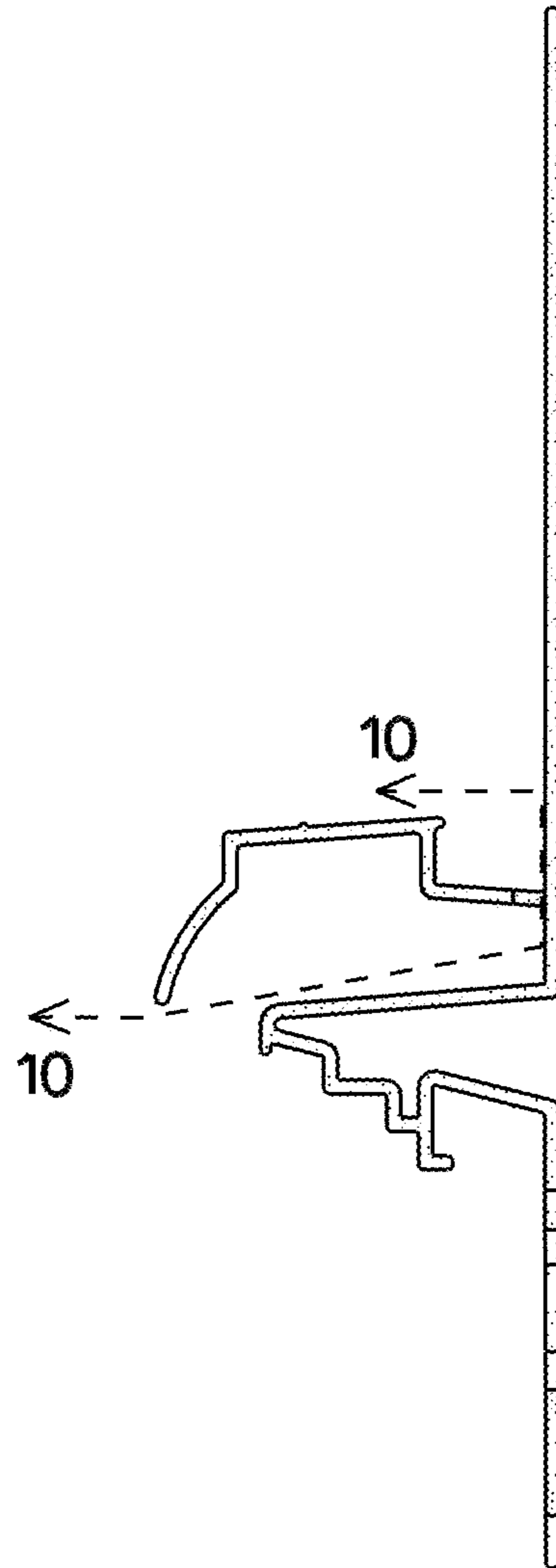


FIG.9

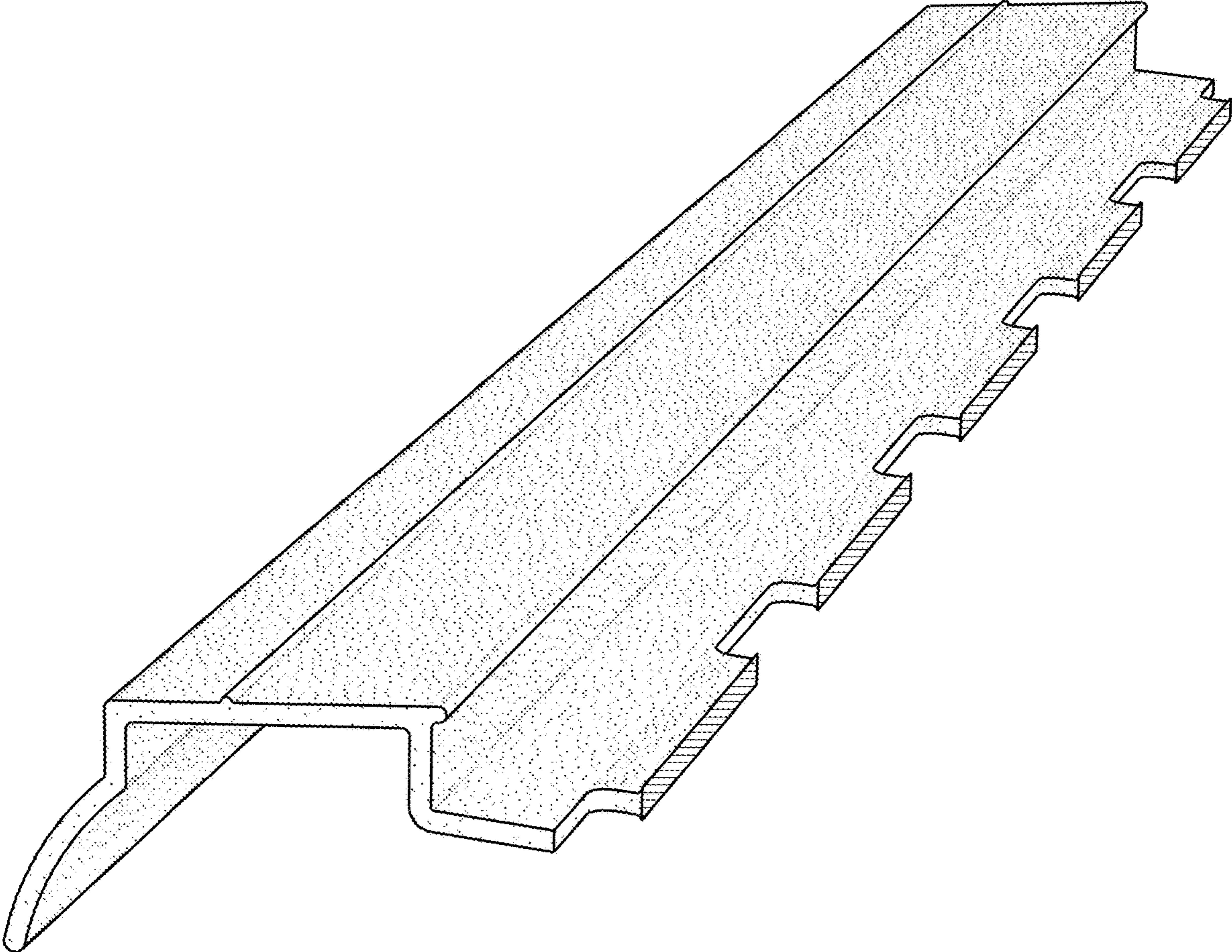


FIG.10

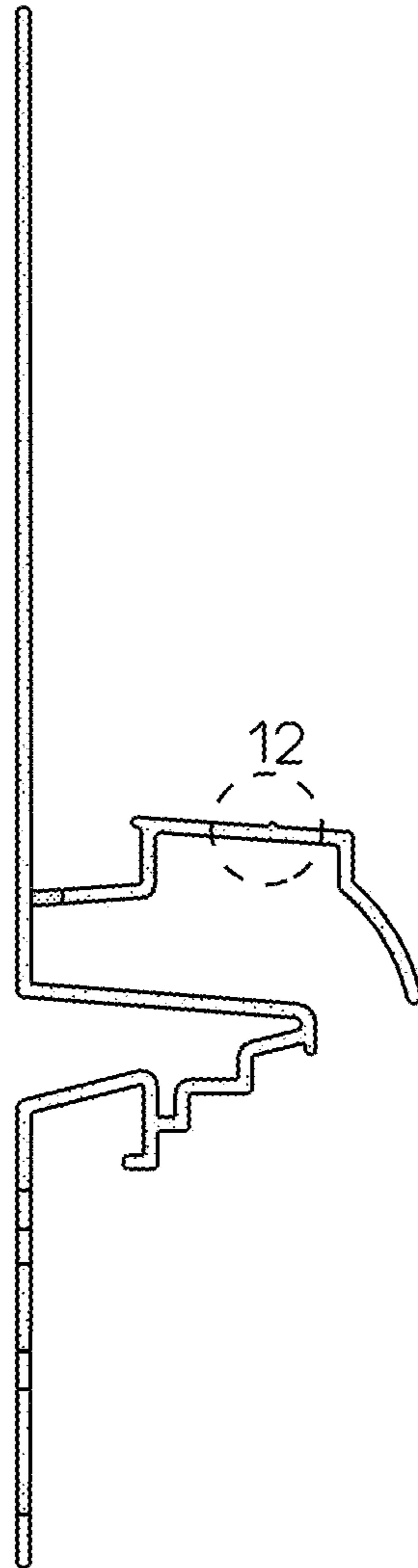


FIG.11

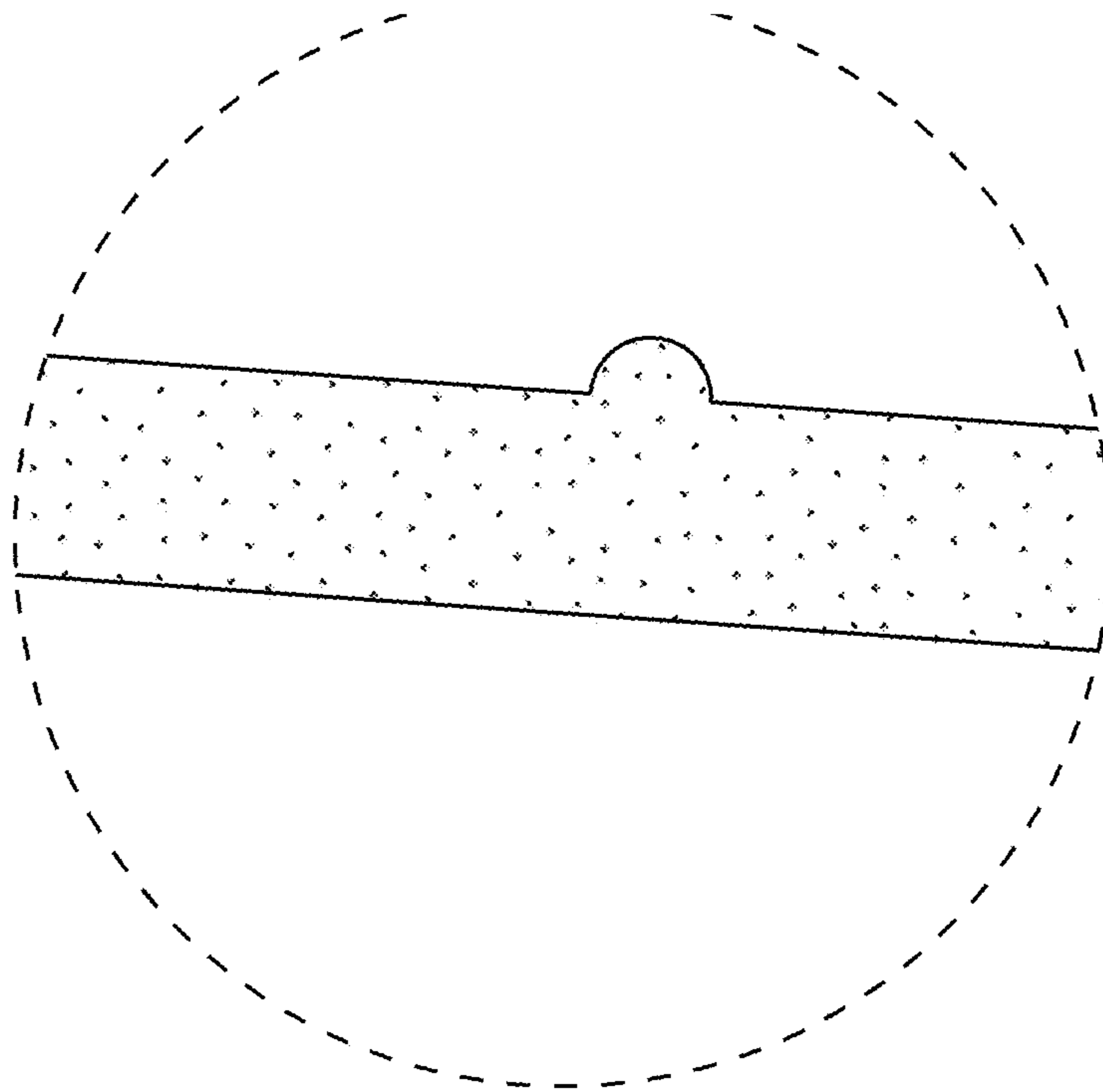


FIG.12