



US00D965713S

(12) **United States Design Patent**  
**Richardson**

(10) **Patent No.:** **US D965,713 S**

(45) **Date of Patent:** **\*\* Oct. 4, 2022**

(54) **BALL THROWER**

(71) Applicant: **Alexander Richardson**, Marlow (GB)

(72) Inventor: **Alexander Richardson**, Marlow (GB)

(73) Assignee: **Alexander Richardson**, Marlow (GB)

(\*\*) Term: **15 Years**

(21) Appl. No.: **29/749,922**

(22) Filed: **Sep. 10, 2020**

(30) **Foreign Application Priority Data**

Mar. 10, 2020 (EM) ..... 007745237-0001

(51) **LOC (13) Cl.** ..... **21-02**

(52) **U.S. Cl.**  
USPC ..... **D21/722; D30/160**

(58) **Field of Classification Search**  
USPC ..... D21/722, 724, 756-758; D30/160  
CPC ..... A63B 59/30; A63B 59/20; A63B 60/00;  
A63B 65/00-127; A63B 67/086; A63B  
67/16; A63B 67/165  
See application file for complete search history.

(56) **References Cited**

**U.S. PATENT DOCUMENTS**

3,428,036 A \* 2/1969 Parker ..... A63B 59/20  
73/862.541  
3,589,349 A \* 6/1971 Parker ..... A63B 60/08  
124/5  
D424,640 S \* 5/2000 Oblack ..... D21/722  
6,076,829 A \* 6/2000 Oblack ..... A63B 60/12  
473/509  
6,477,745 B2 \* 11/2002 Strebl ..... A63B 60/12  
24/336  
D484,938 S \* 1/2004 Tu ..... D21/789  
D554,717 S \* 11/2007 McKinnell ..... D21/722  
7,686,001 B2 \* 3/2010 Fitt ..... A63B 59/20  
124/5  
D630,277 S \* 1/2011 McKinnell ..... D21/722

D637,248 S \* 5/2011 Levin ..... D21/722  
D640,338 S \* 6/2011 Oblack ..... D21/722  
D655,359 S \* 3/2012 Thorogood ..... D21/722  
D666,686 S \* 9/2012 Burger ..... D21/722

(Continued)

**FOREIGN PATENT DOCUMENTS**

GB 4036792 \* 2/2021

**OTHER PUBLICATIONS**

Hyper Pet Dog Launcher; Amazon.com; Jan. 2014.\*

(Continued)

*Primary Examiner* — Mitchell I. Siegel

(74) *Attorney, Agent, or Firm* — Soroker Agmon  
Nordman

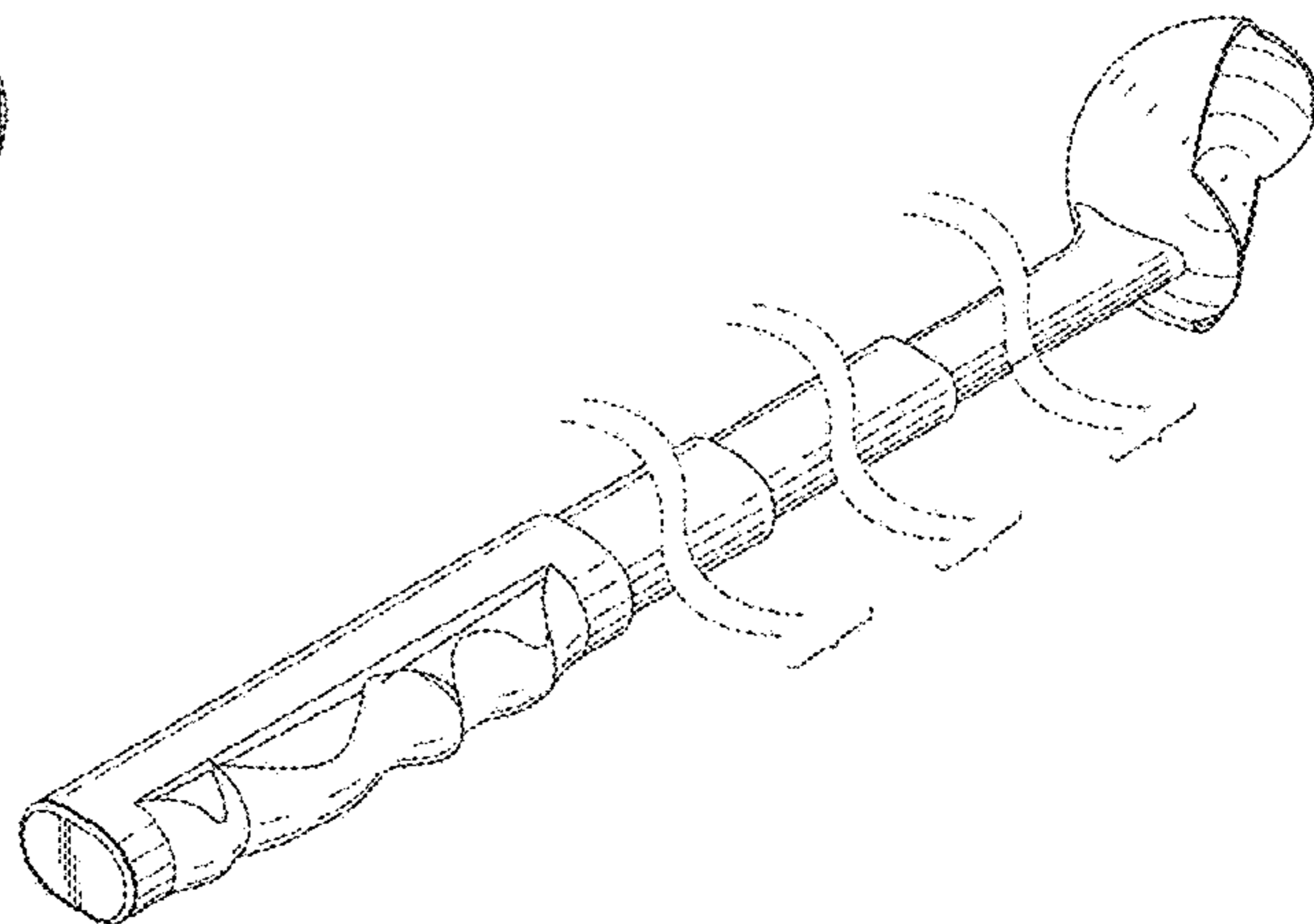
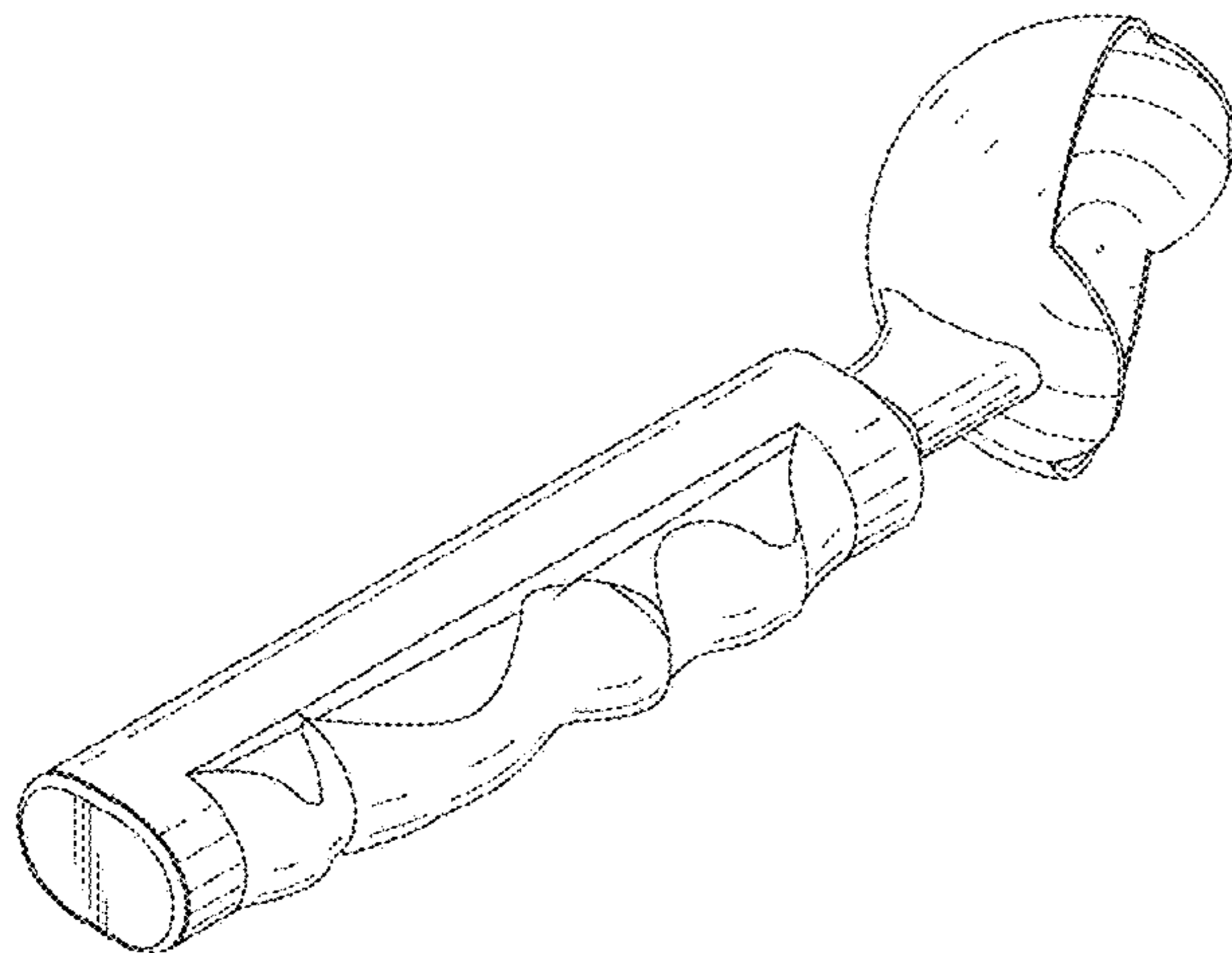
(57) **CLAIM**

The ornamental design for a ball thrower, as shown and described.

**DESCRIPTION**

FIG. 1 is a top view of a ball thrower of my new design; FIG. 2 is a bottom view of the ball thrower thereof; FIG. 3 is a right-side view of the ball thrower; FIG. 4 is a right-side view of the ball thrower being shown in an alternate configuration; FIG. 5 is a left-side view of the ball thrower of FIG. 3; FIG. 6 is a left-side view of the ball thrower of FIG. 4; FIG. 7 is a front view of the ball thrower of FIG. 3; FIG. 8 is a front view of the ball thrower of FIG. 4; FIG. 9 is a rear view of the ball thrower of FIG. 3; FIG. 10 is a rear view of the ball thrower of FIG. 4; FIG. 11 is a perspective view of the ball thrower of FIG. 3; and, FIG. 12 is a perspective view of the ball thrower of FIG. 4. Portions of the claimed design are shown separated and bound by a bracket to indicate indeterminate length.

**1 Claim, 6 Drawing Sheets**



(56)

**References Cited**

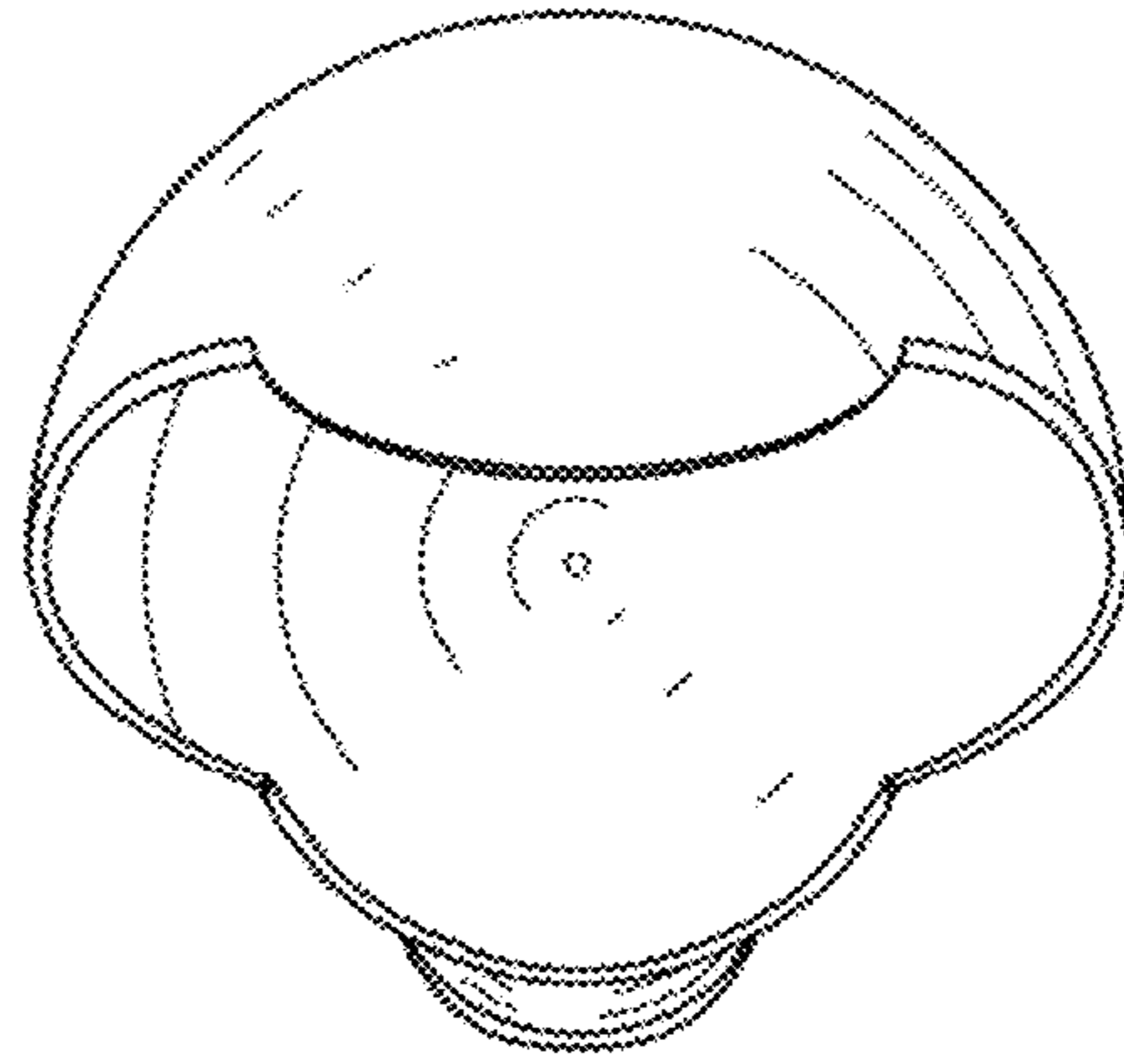
U.S. PATENT DOCUMENTS

D674,851 S \* 1/2013 Osborne ..... D21/722  
D759,907 S \* 6/2016 Weinstein ..... D30/160  
D839,976 S \* 2/2019 Legoski ..... D21/722  
D863,476 S \* 10/2019 Haarburger ..... D21/722  
D898,139 S \* 10/2020 Stearman ..... D21/722  
D907,727 S \* 1/2021 Tamulewicz ..... D21/722  
11,198,047 B2 \* 12/2021 Tamulewicz ..... A63B 65/122

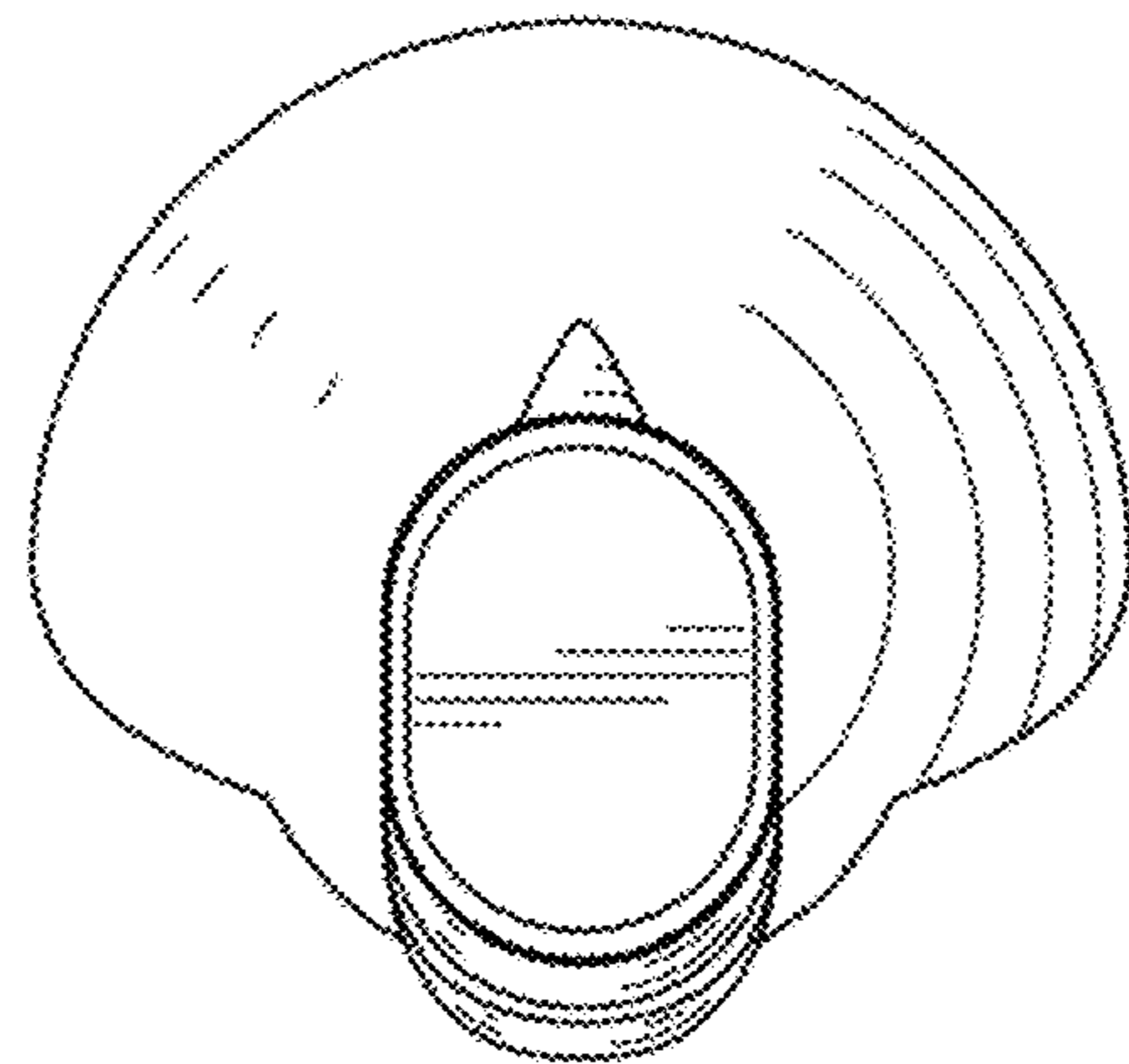
OTHER PUBLICATIONS

Pawise Dog Ball Launcher; Amazon.com; Jun. 2020.\*  
Nerf Dog Thrower; Amazon.com; Sep. 2020.\*  
ChuckIt! Sport Ball Launcher; Amazon.com; Dec. 2003.\*  
Google.com; Ball Thrower; Feb. 15, 2022.\*

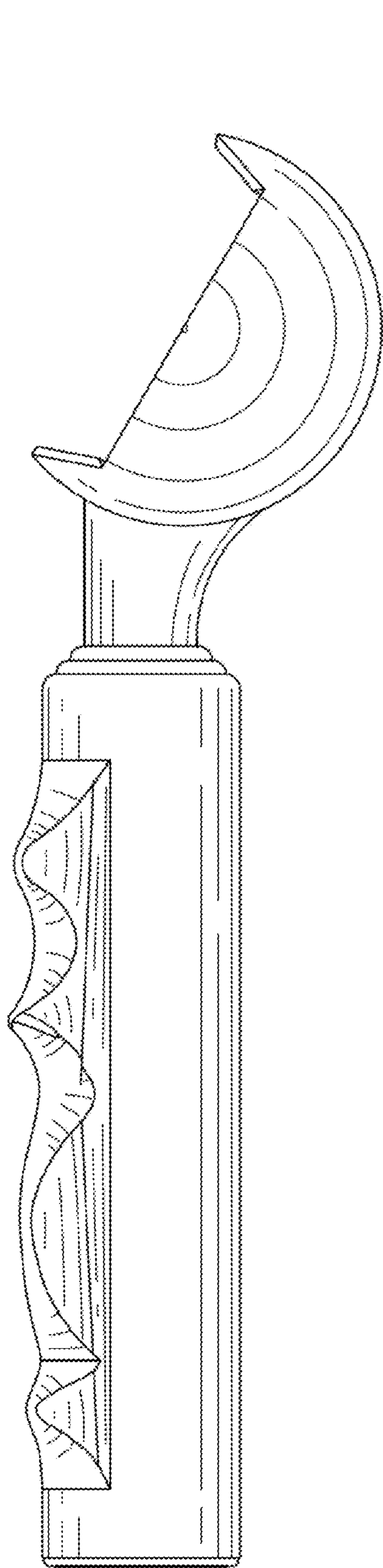
\* cited by examiner



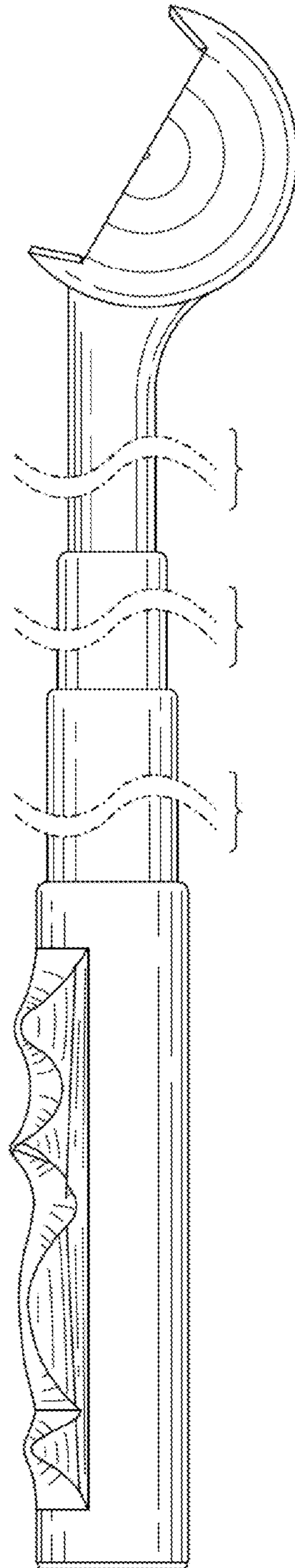
*FIG. 1*



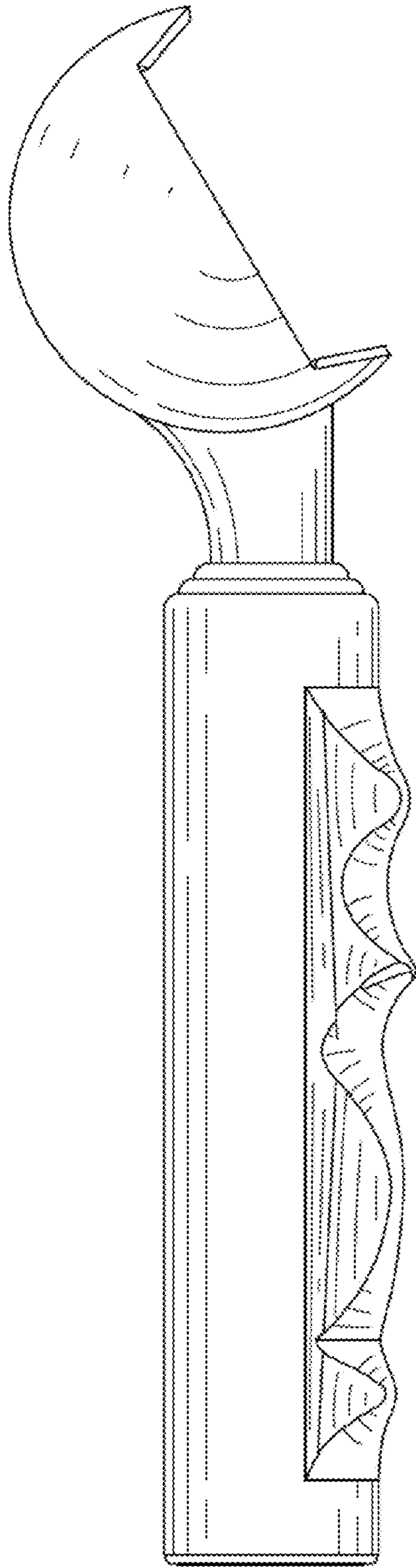
*FIG. 2*



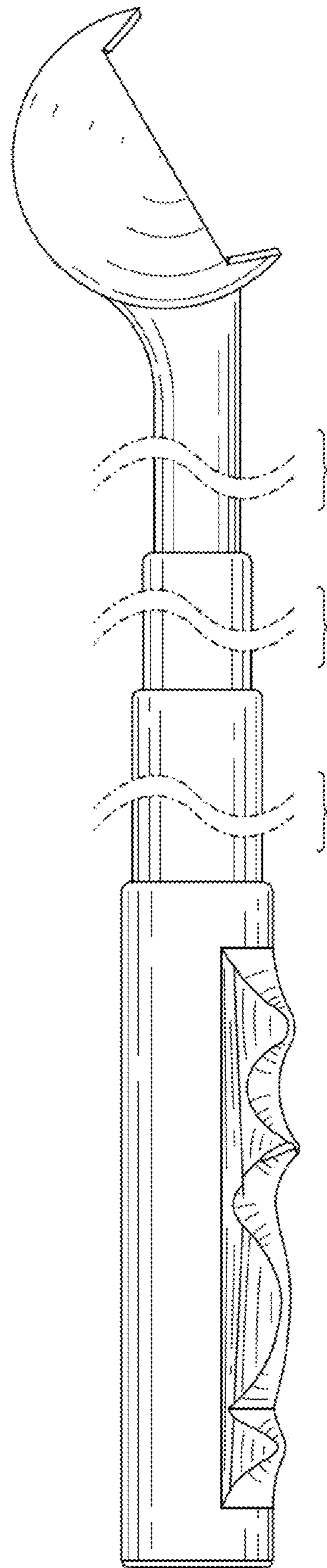
*FIG. 3*



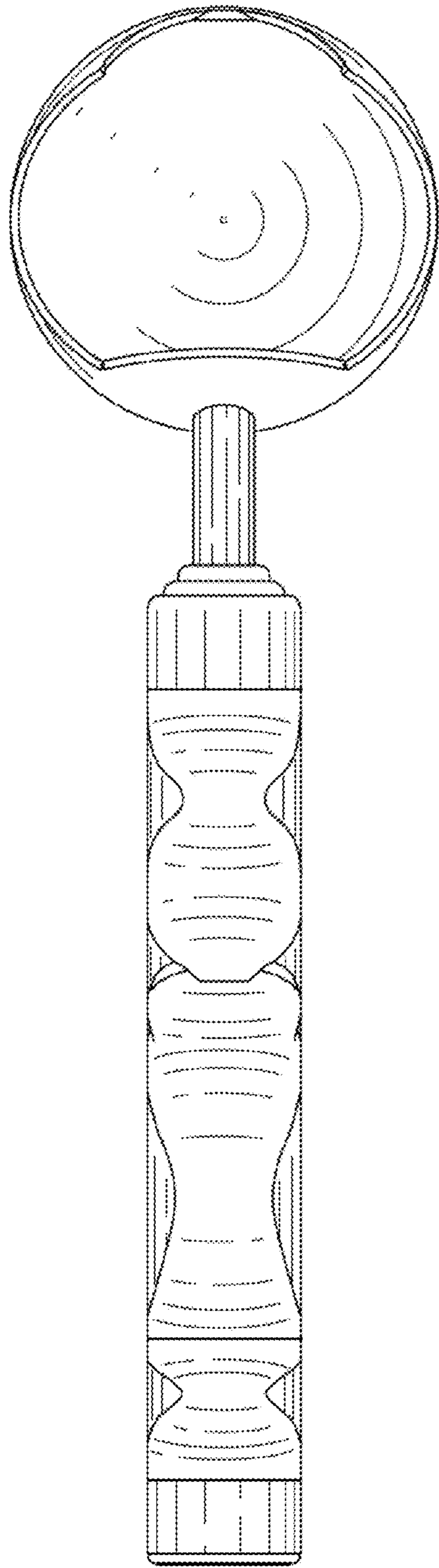
*FIG. 4*



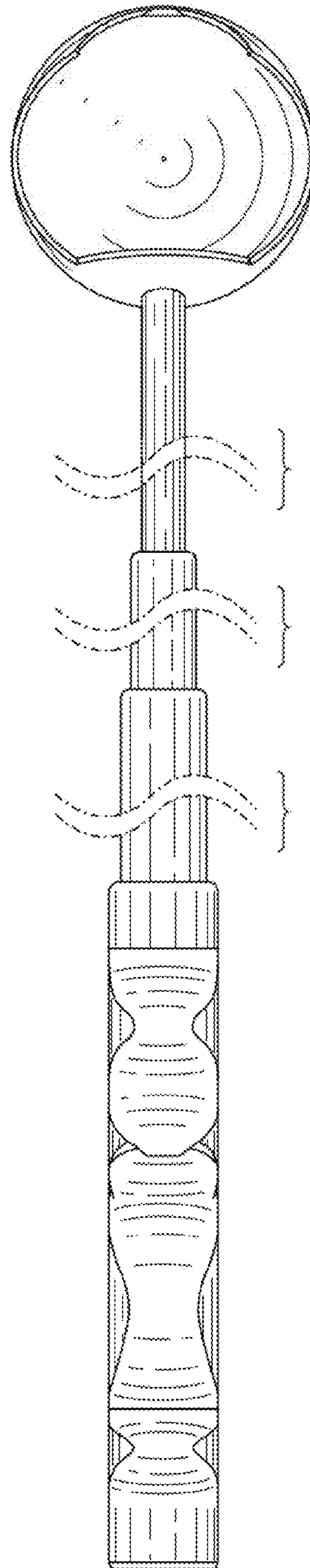
*FIG. 5*



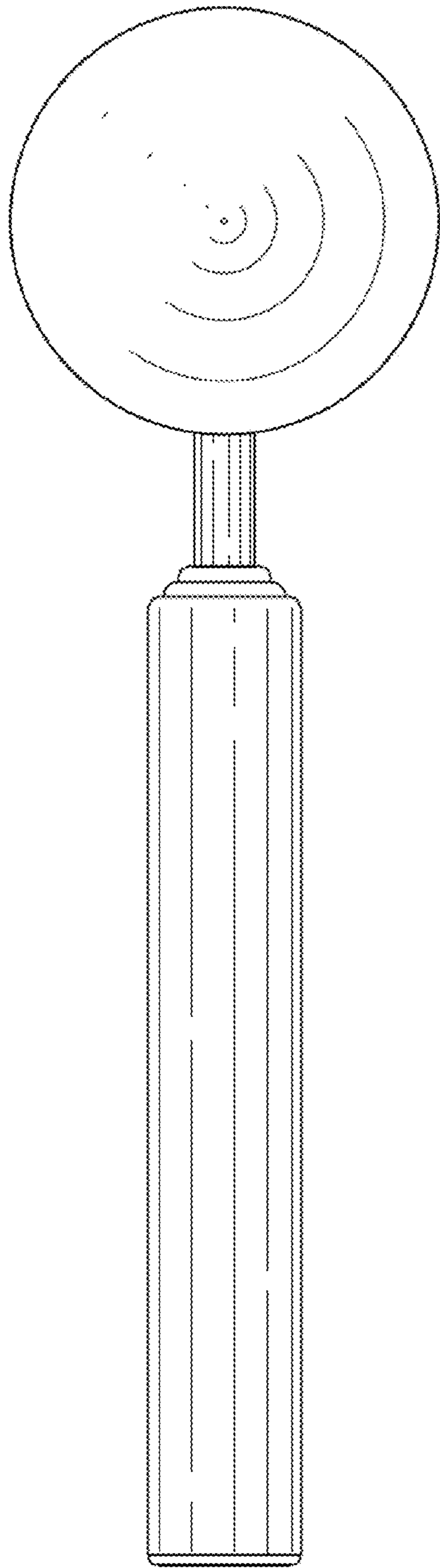
*FIG. 6*



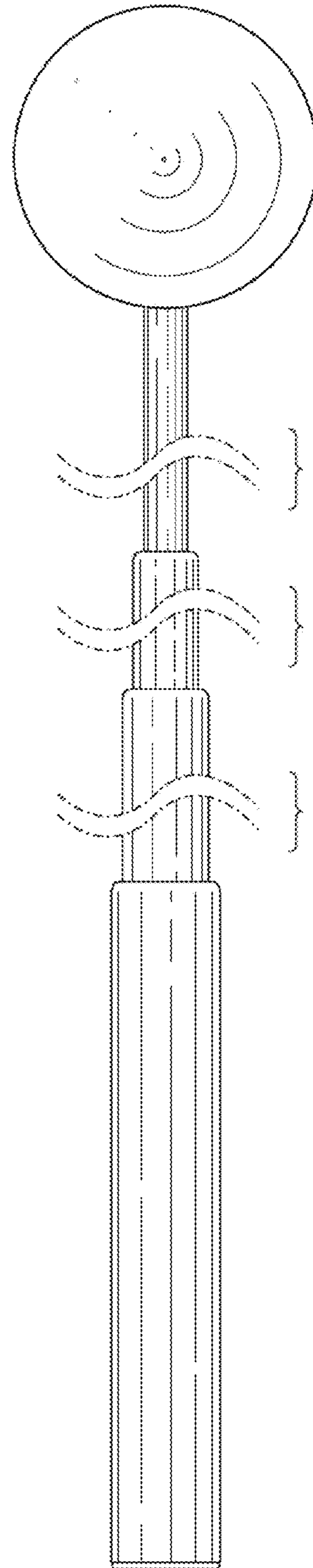
*FIG. 7*



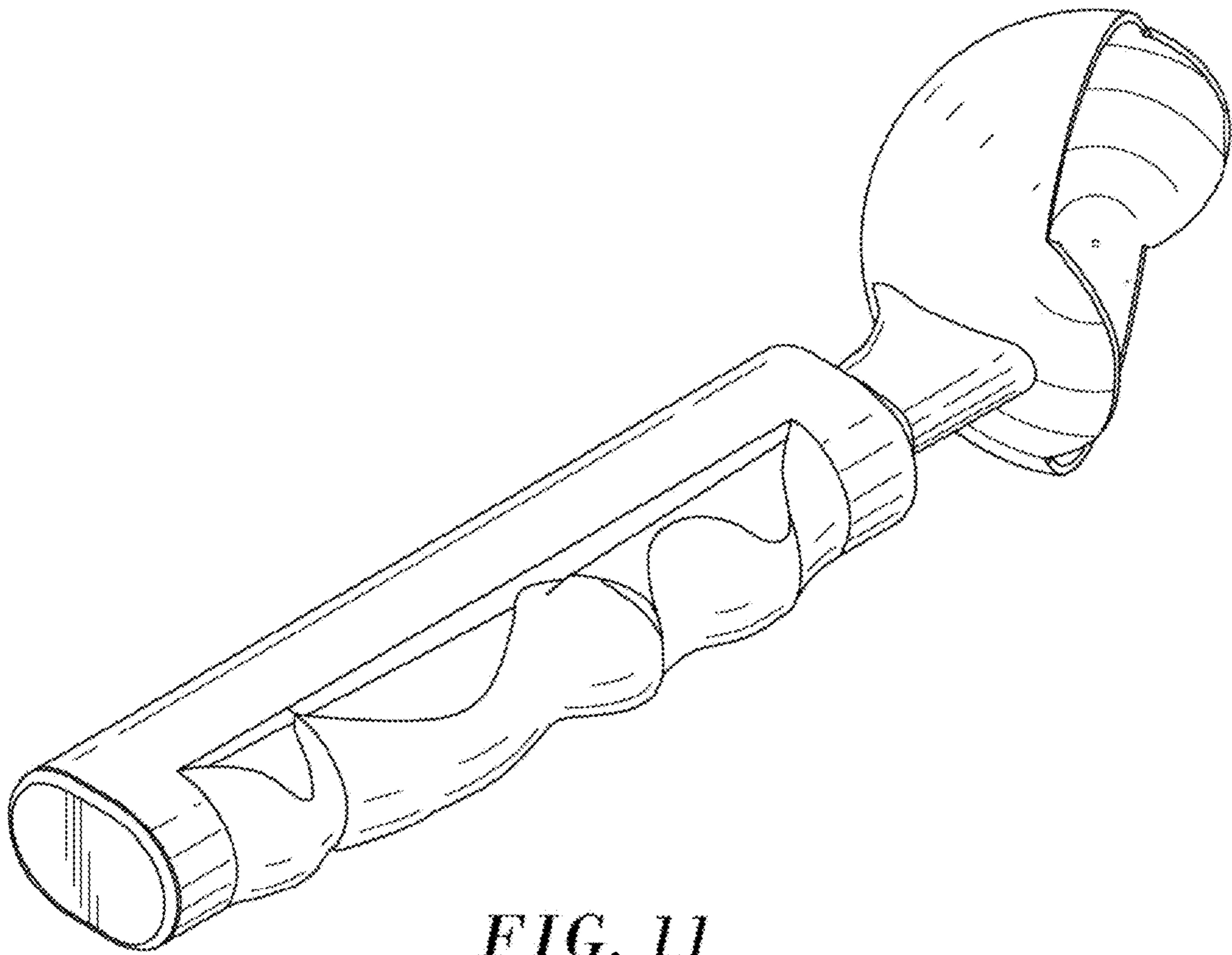
*FIG. 8*



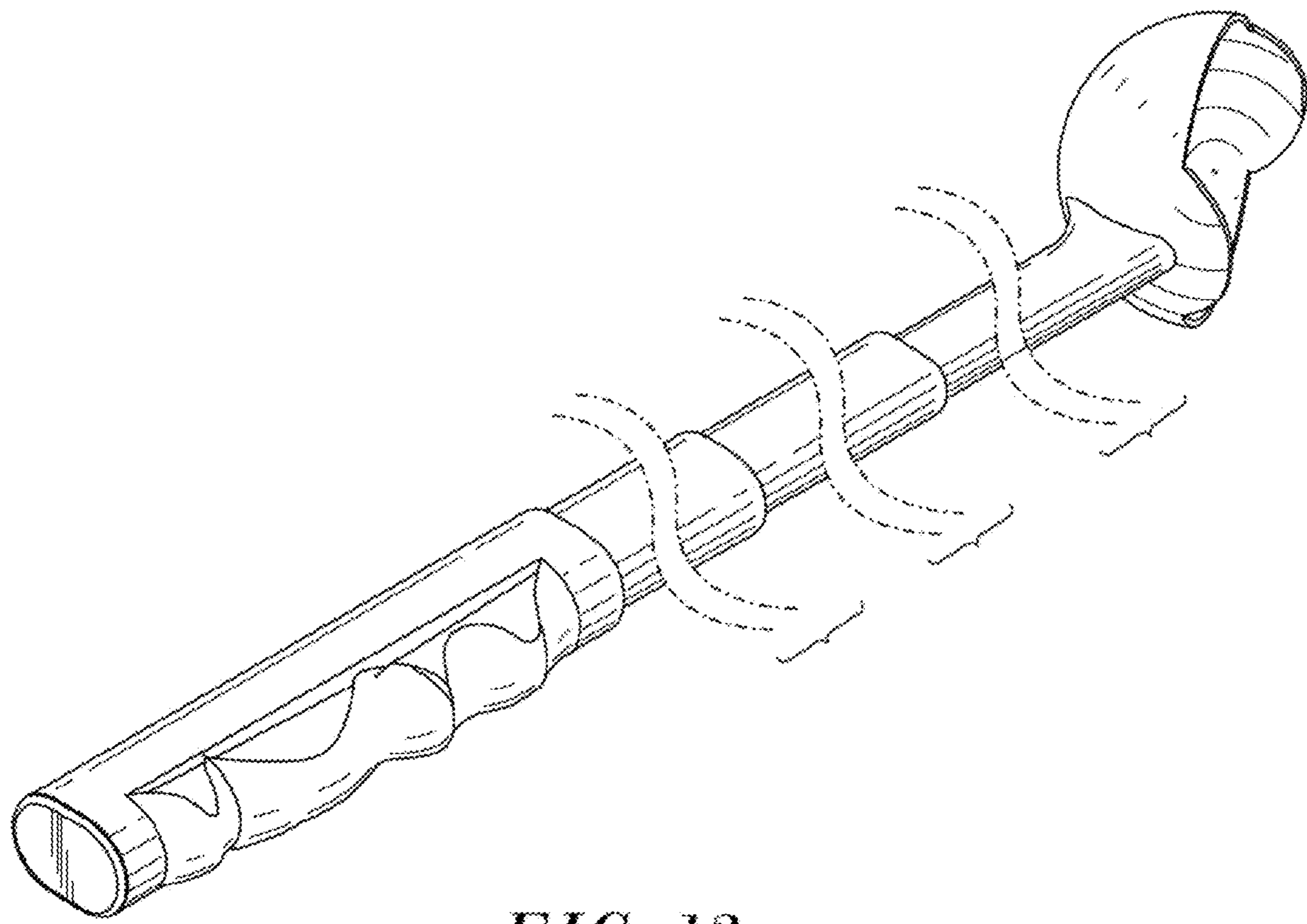
*FIG. 9*



*FIG. 10*



*FIG. 11*



*FIG. 12*