



US00D964499S

(12) **United States Design Patent**  
**Jin et al.**

(10) **Patent No.:** **US D964,499 S**

(45) **Date of Patent:** **\*\* Sep. 20, 2022**

(54) **SPEED LOADER**

(71) Applicant: **Shenzhen Bugle Call Technology Co., Ltd.**, Shenzhen (CN)

(72) Inventors: **Jizheng Jin**, Shenzhen (CN); **Shitu Hu**, Shenzhen (CN)

(\*\*) Term: **15 Years**

(21) Appl. No.: **29/836,156**

(22) Filed: **Apr. 25, 2022**

(51) **LOC (13) Cl.** ..... **22-01**

(52) **U.S. Cl.**  
USPC ..... **D22/108**

(58) **Field of Classification Search**  
USPC ..... D22/108, 109, 110, 199  
CPC ..... F41G 1/16; F41G 1/02; F41G 1/06; F41G 1/14; F41G 1/38; F41G 1/40; F41A 9/65  
See application file for complete search history.

(56) **References Cited**

**U.S. PATENT DOCUMENTS**

- 3,610,222 A \* 10/1971 Hartman ..... F41J 9/26  
124/31
- 4,425,834 A \* 1/1984 Lohmann ..... F41B 7/00  
89/6.5
- 4,614,052 A \* 9/1986 Brown ..... F41A 9/65  
42/87
- 4,739,572 A \* 4/1988 Brandenburg ..... F41A 9/83  
42/87
- 7,059,077 B2 \* 6/2006 Tal ..... F41A 9/83  
42/88
- 8,407,922 B1 \* 4/2013 Taylor ..... F41A 9/66  
42/49.01
- 8,915,007 B1 \* 12/2014 Williams ..... F41A 9/83  
42/87
- D728,065 S \* 4/2015 Tal ..... D22/199
- 9,182,185 B2 \* 11/2015 Hatch ..... F41A 9/67
- 9,739,552 B1 \* 8/2017 Plate ..... F41A 9/83

- 10,151,547 B1 \* 12/2018 Plate ..... F41A 9/83  
D839,986 S 2/2019 Bjegovich
- D861,822 S \* 10/2019 Hellyar ..... D22/108
- 10,598,455 B2 \* 3/2020 Plate ..... F41A 9/83
- 2005/0081421 A1 \* 4/2005 Guy ..... F41A 9/83  
42/88
- 2017/0089653 A1 \* 3/2017 Plate ..... F41A 9/83

(Continued)

**OTHER PUBLICATIONS**

“How AK + AR 15 Speed Loader by PODAVACH works ?”  
[online]. PODAVACH—Whatever You Load: AR15 & AK, AUG, SKS. [Published on Feb. 3, 2020]. Retrieved from the Internet: <<https://www.youtube.com/watch?v=78c1pFuDXOY>>.\*

(Continued)

*Primary Examiner* — Mojtaba Tehrani  
(74) *Attorney, Agent, or Firm* — Daniel M. Cohn;  
Howard M. Cohn

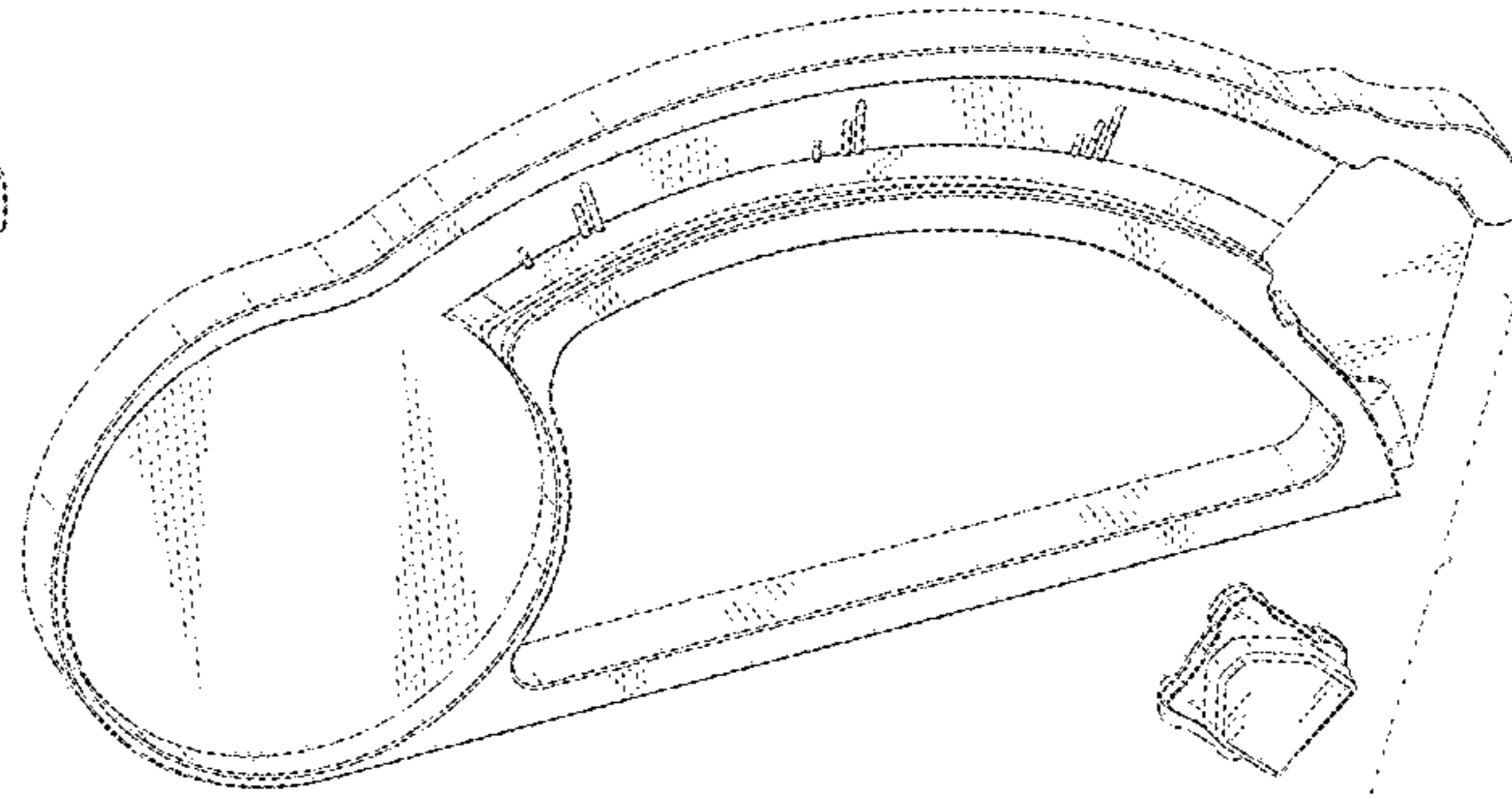
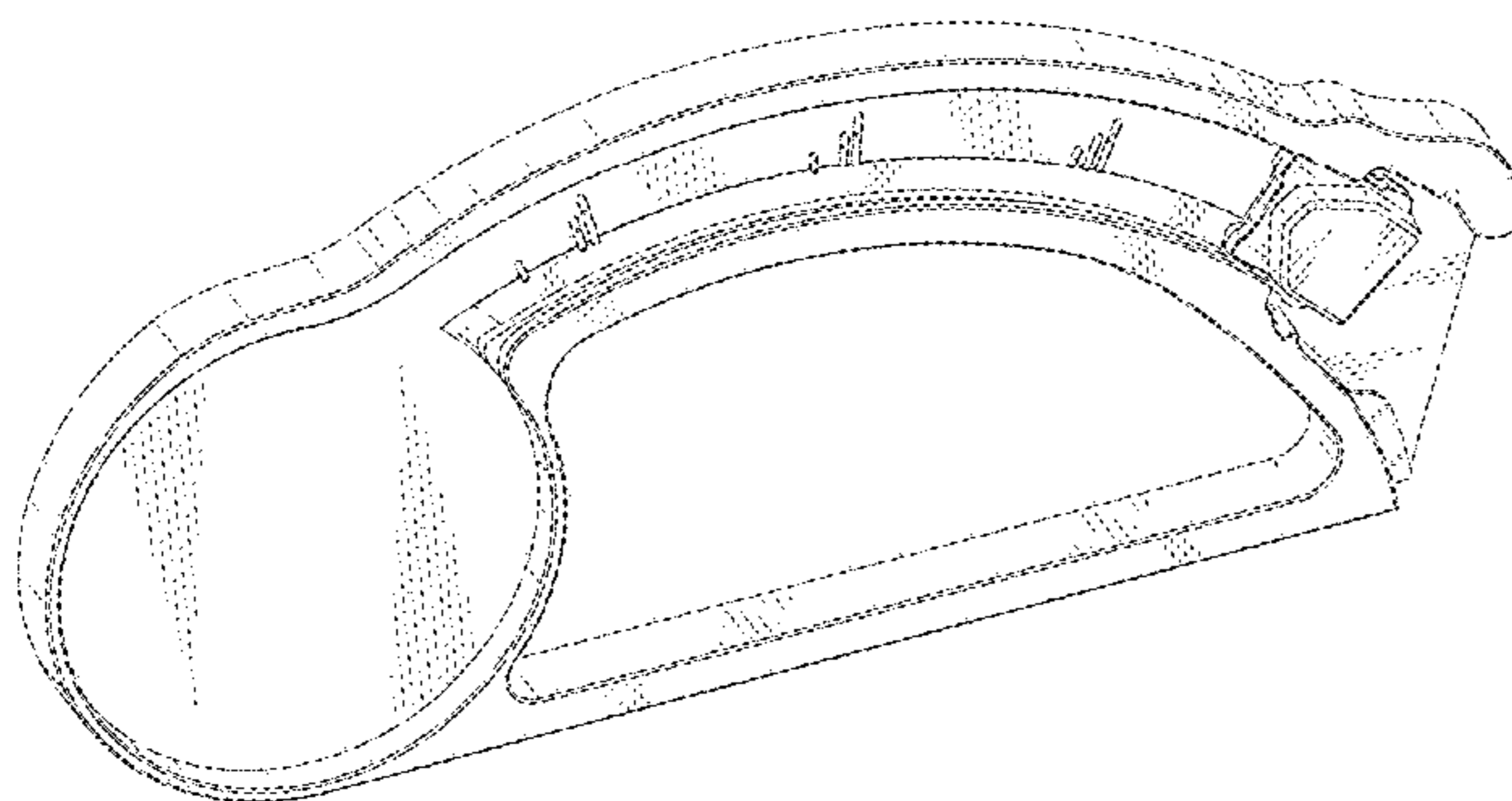
(57) **CLAIM**

The ornamental design for a speed loader, as shown and described.

**DESCRIPTION**

FIG. 1 is a perspective view of a speed loader showing our new design;  
FIG. 2 is another perspective view thereof;  
FIG. 3 is a front elevational view thereof;  
FIG. 4 is a rear elevational view thereof;  
FIG. 5 is a left side elevational view thereof;  
FIG. 6 is a right side elevational view thereof;  
FIG. 7 is a top plan view thereof;  
FIG. 8 is a bottom plan view thereof; and,  
FIG. 9 is an exploded perspective view of the speed loader. The dash-dash broken lines in the drawings depict portions of the speed loader that form no part of the claimed design.

**1 Claim, 9 Drawing Sheets**



(56)

**References Cited**

U.S. PATENT DOCUMENTS

2017/0176121 A1\* 6/2017 Plate ..... F41A 9/83

OTHER PUBLICATIONS

“3d printed 7,62 /5,45 AK magazine speedloader” [online]. r/ak47.  
[Published on Mar. 3, 2022]. Retrieved from the Internet: <[https://www.reddit.com/r/fosscad/comments/t625ez/3d\\_printed\\_762\\_545\\_ak\\_magazine\\_speedloader/](https://www.reddit.com/r/fosscad/comments/t625ez/3d_printed_762_545_ak_magazine_speedloader/)>.\*

\* cited by examiner

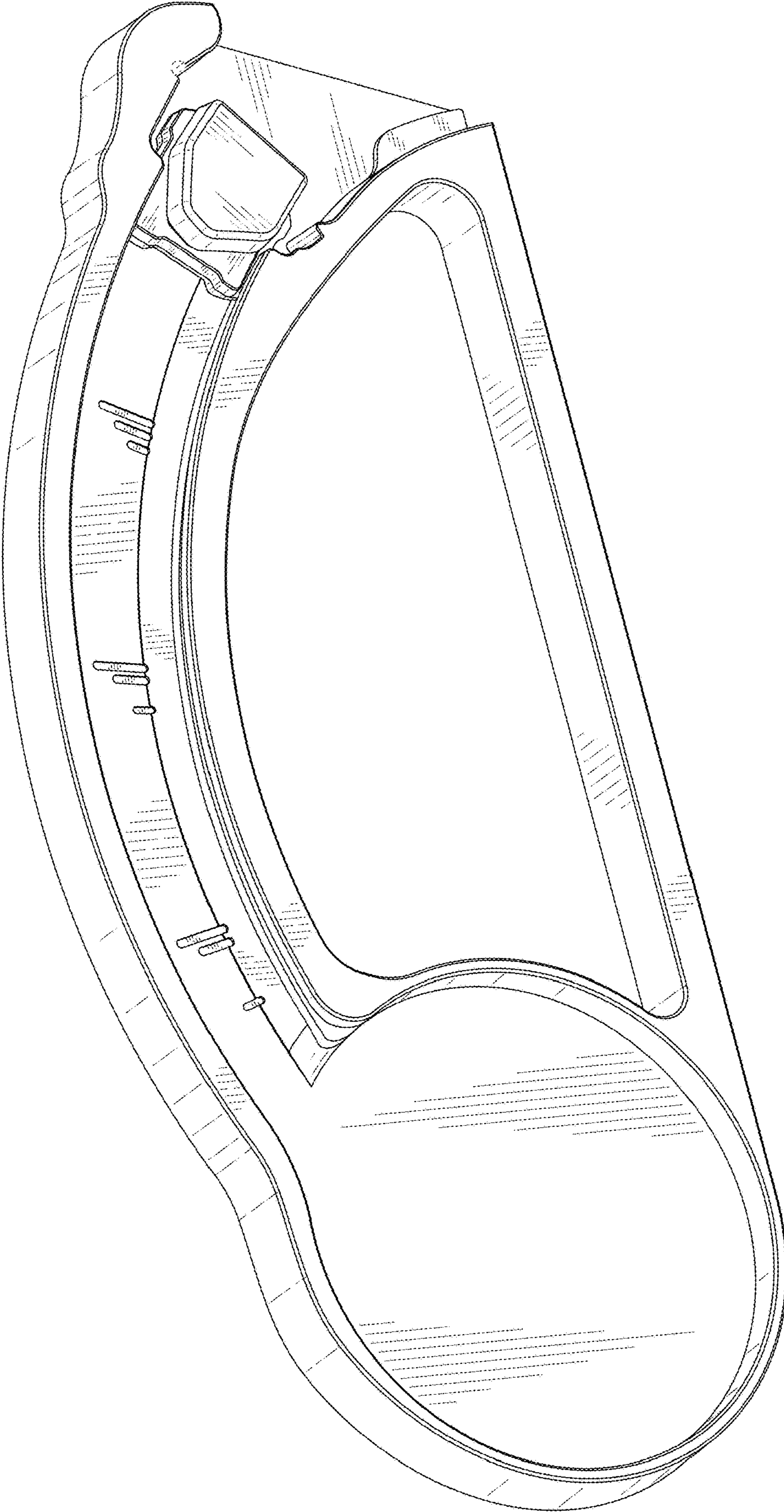


FIG. 1

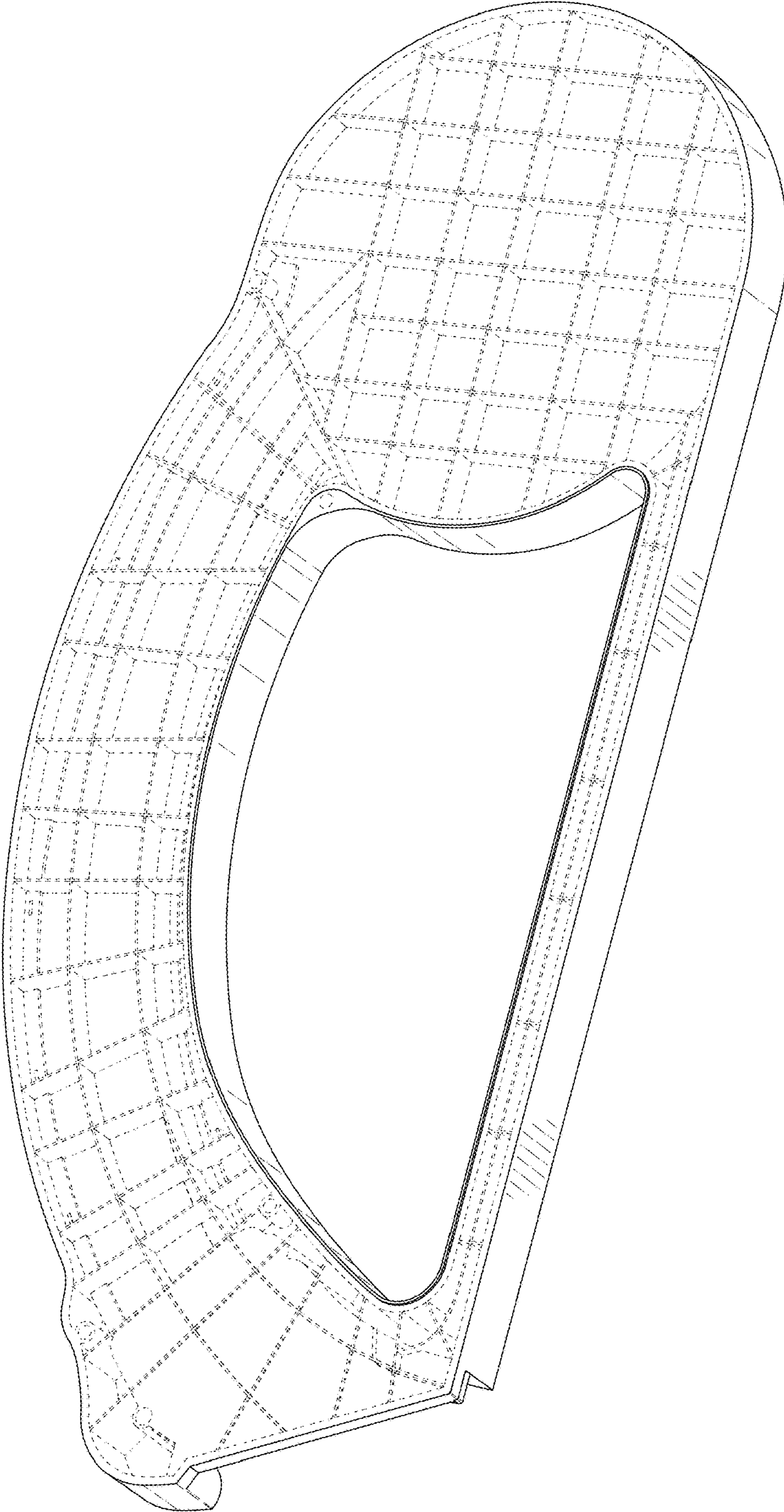


FIG. 2

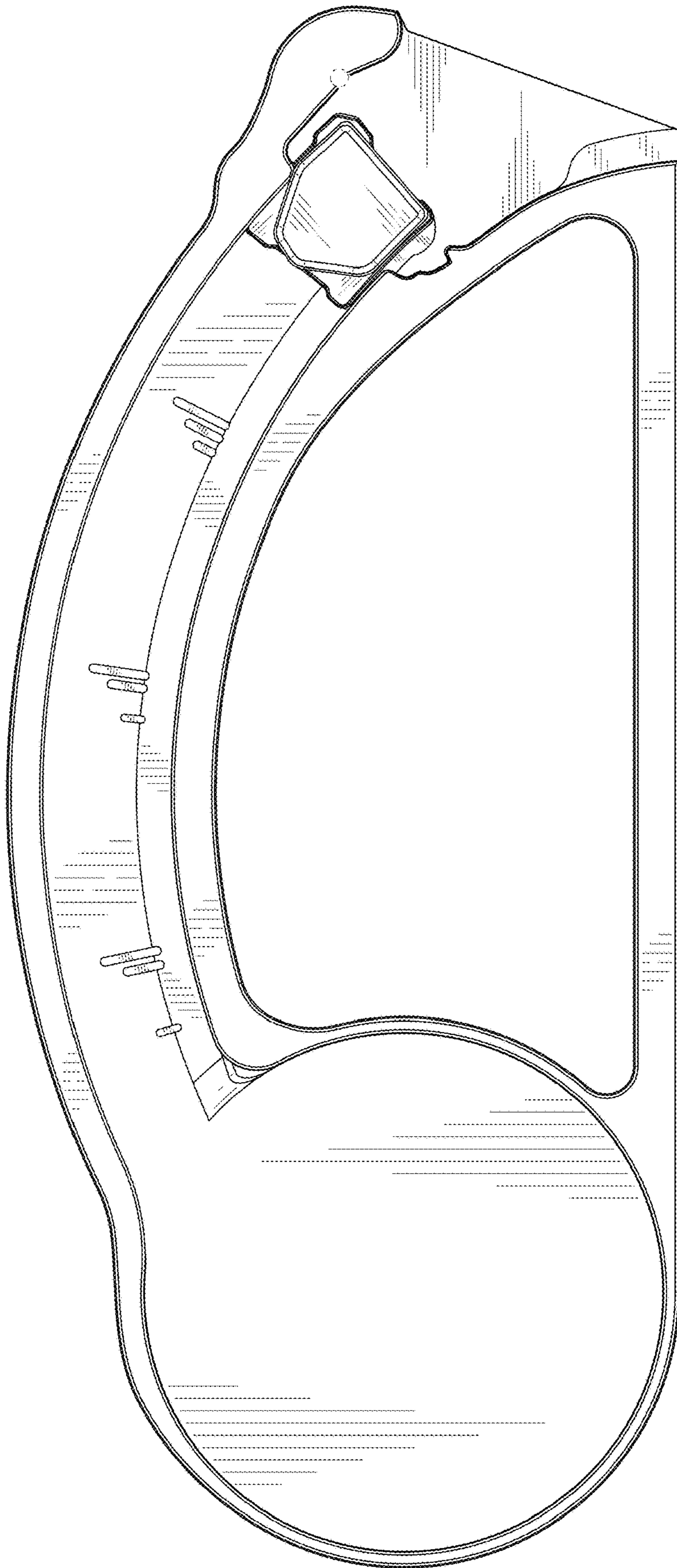


FIG. 3

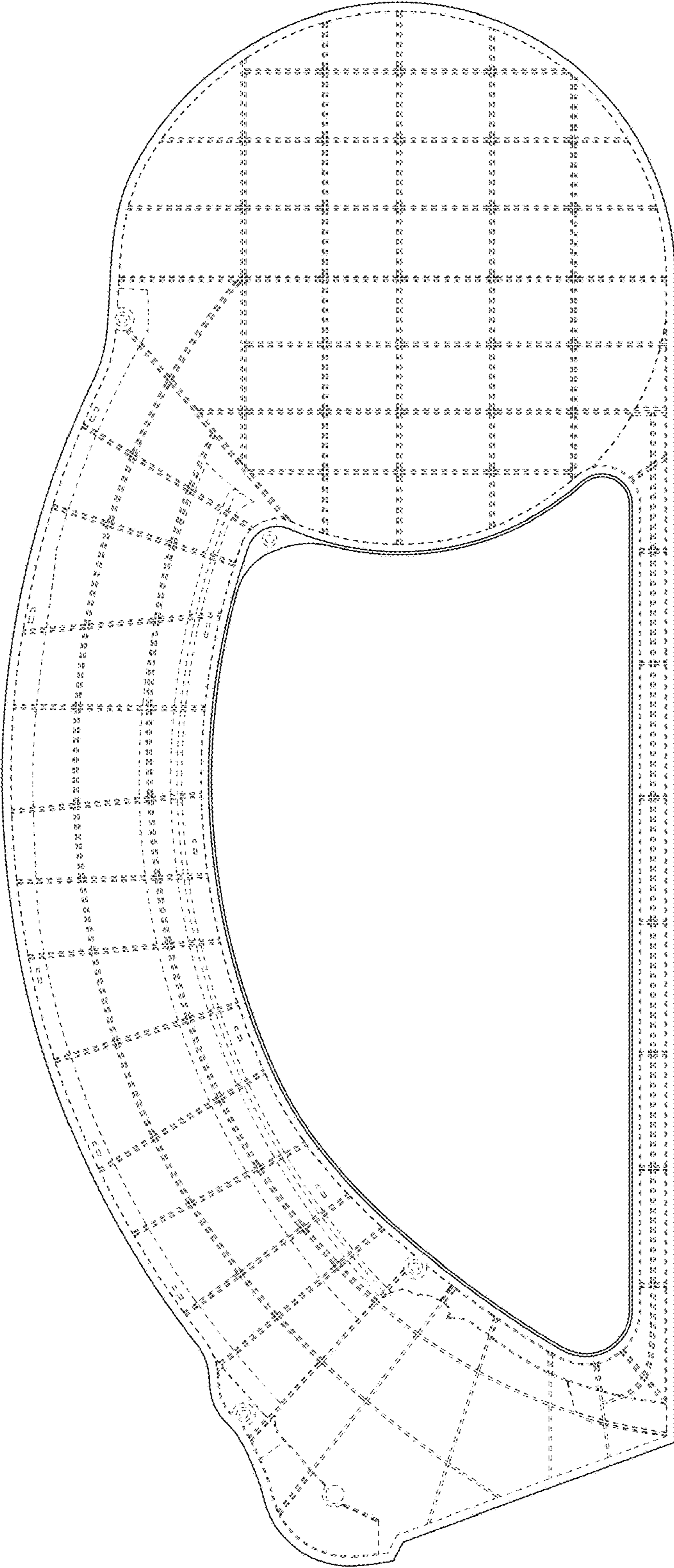


FIG. 4

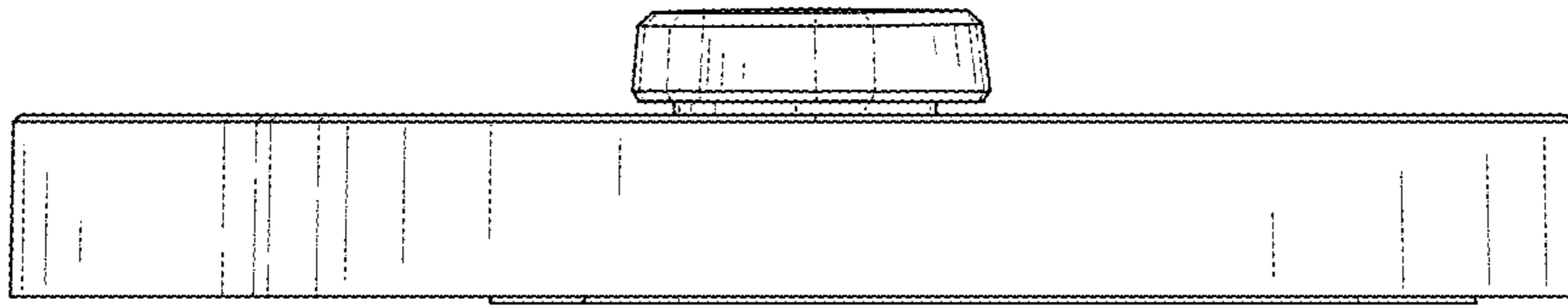


FIG. 5

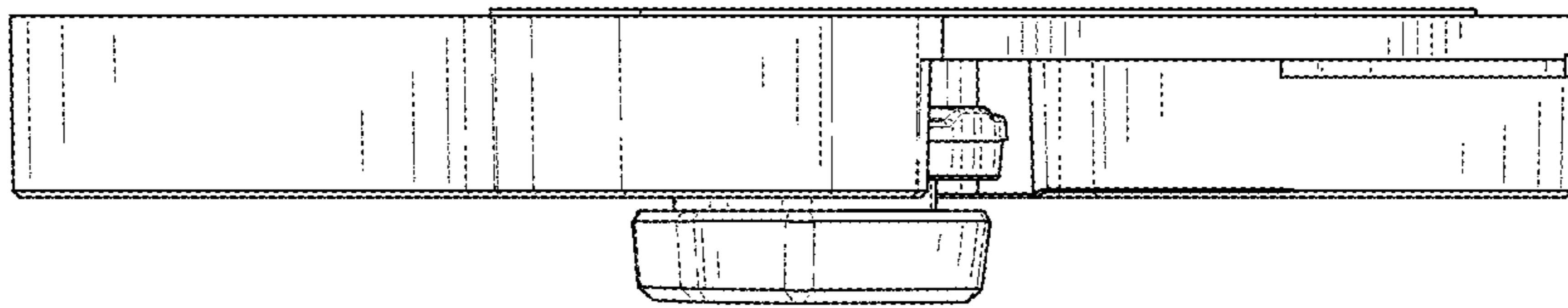


FIG. 6






FIG. 7




FIG. 8

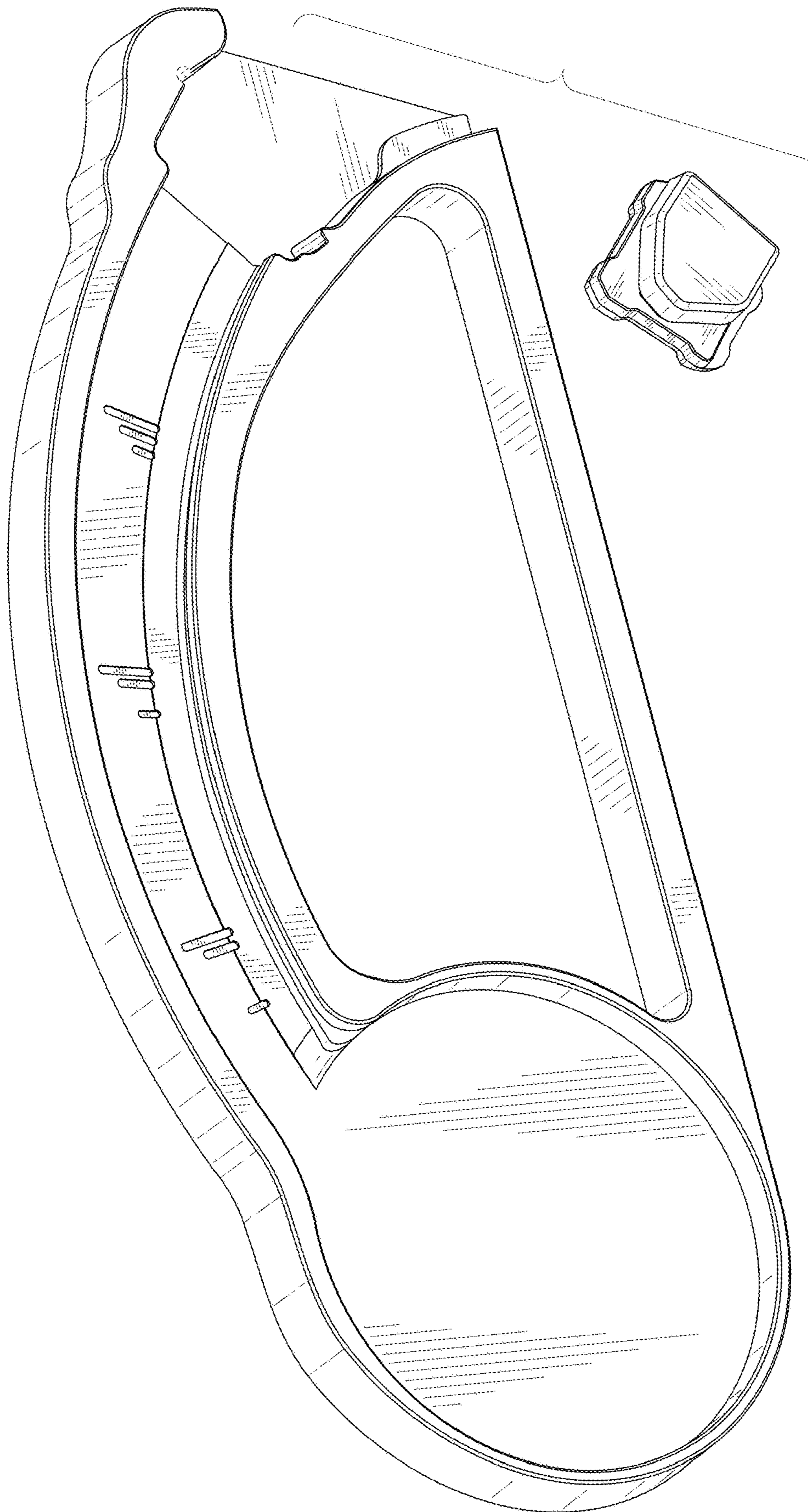


FIG. 9