



US00D910918S

(12) **United States Design Patent** (10) **Patent No.:** **US D910,918 S**  
**Jiang** (45) **Date of Patent:** **\*\* Feb. 16, 2021**

(54) **ELECTRIC HAIR CLIPPER**

(71) Applicant: **NINGBO ICLIPPER ELECTRIC APPLIANCE CO., LTD.**, Ningbo (CN)

(72) Inventor: **Qi Jiang**, Ningbo (CN)

(\*\*) Term: **15 Years**

(21) Appl. No.: **29/744,020**

(22) Filed: **Jul. 27, 2020**

(51) **LOC (13) Cl.** ..... **28-03**

(52) **U.S. Cl.**  
USPC ..... **D28/53**

(58) **Field of Classification Search**  
USPC ..... D28/49-54  
CPC ..... B26B 19/00-08; B26B 19/10-12; B26B 19/20-24; B26B 19/26-265; B26B 19/38-3826; B26B 19/3873-3893; B26B 19/42

See application file for complete search history.

(56) **References Cited**

**U.S. PATENT DOCUMENTS**

D435,936 S *	1/2001	Long	.....	D28/54
D497,452 S *	10/2004	Nielsen	.....	D28/53
D500,392 S *	12/2004	Buck, Jr.	.....	D28/54
D534,689 S *	1/2007	Gross	.....	D28/53
D556,379 S	11/2007	Akahori		
D571,504 S *	6/2008	Long	.....	D28/54
D597,254 S *	7/2009	Eddinger	.....	D28/54
D715,489 S *	10/2014	Aulwes	.....	D28/54
D715,490 S *	10/2014	Aulwes	.....	D28/54
9,038,276 B2 *	5/2015	Arndt	.....	B26B 19/06 30/208
D758,665 S *	6/2016	Skuhra	.....	D28/54
D790,133 S *	6/2017	Aulwes	.....	D28/54
D815,355 S *	4/2018	Fleming	.....	D28/53

D821,652 S *	6/2018	Skuhra	.....	D28/53
10,059,013 B2 *	8/2018	Skuhra	.....	B26B 19/3853
D844,245 S *	3/2019	Wu	.....	D28/53
D846,192 S *	4/2019	Wu	.....	D28/53
D847,432 S *	4/2019	Aulwes	.....	D28/54
10,518,427 B2 *	12/2019	Skuhra	.....	B26B 19/3853
2003/0051346 A1 *	3/2003	McCambridge	....	B26B 19/3846 30/122
2013/0200823 A1 *	8/2013	Chan	.....	H02K 33/16 318/3

**OTHER PUBLICATIONS**

<https://iclipper.en.alibaba.com/iclipper> Ningbo ICLIPPER products, downloaded Jan. 2021, reviewed as early as Dec. 2020, 1 page. (Year: 2020).\*

\* cited by examiner

*Primary Examiner* — Jennifer Rivard  
(74) *Attorney, Agent, or Firm* — ZANIP

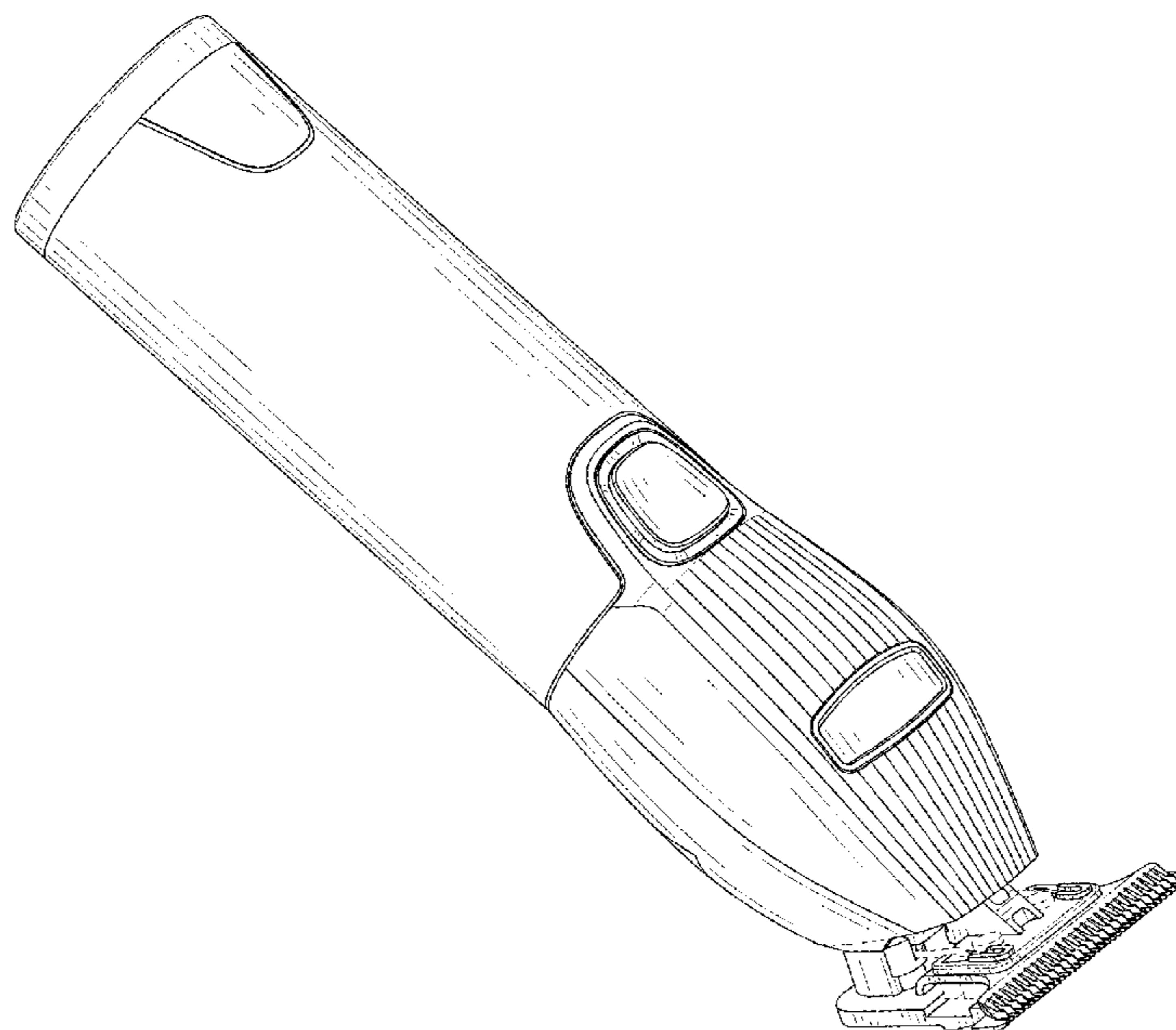
(57) **CLAIM**

The ornamental design for an electric hair clipper, as shown and described.

**DESCRIPTION**

FIG. 1 is a front and top perspective view of an electric, hair clipper, showing my new design;  
FIG. 2 is a rear and bottom perspective view thereof;  
FIG. 3 is a front elevational view thereof;  
FIG. 4 is a rear elevational view thereof;  
FIG. 5 is a left side elevational view thereof;  
FIG. 6 is a right side elevational view thereof;  
FIG. 7 is a top plan view thereof; and,  
FIG. 8 is a bottom plan view thereof.  
The broken lines in the figures illustrate portions of the article that form no part of the claimed design.

**1 Claim, 8 Drawing Sheets**



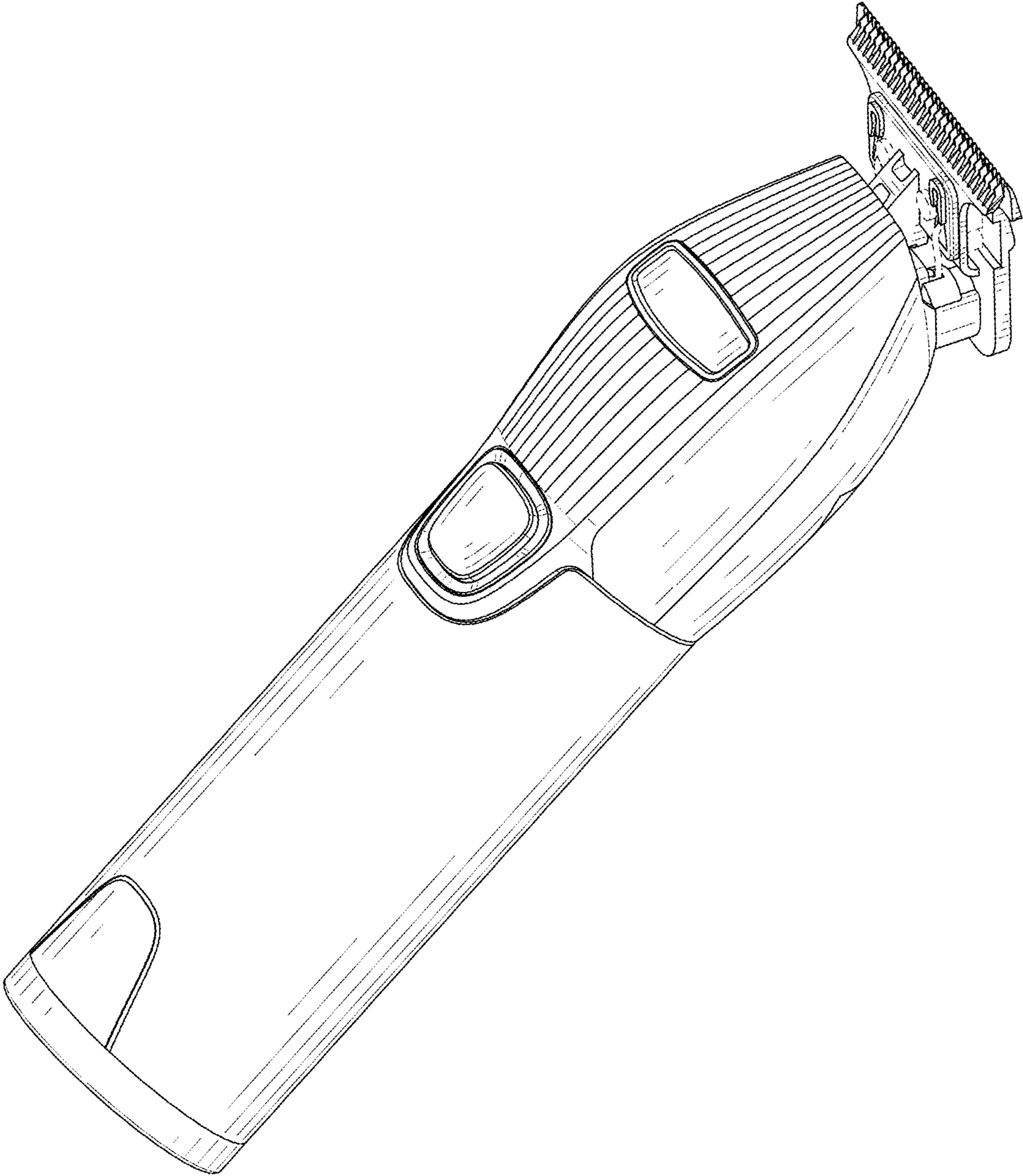


FIG. 1

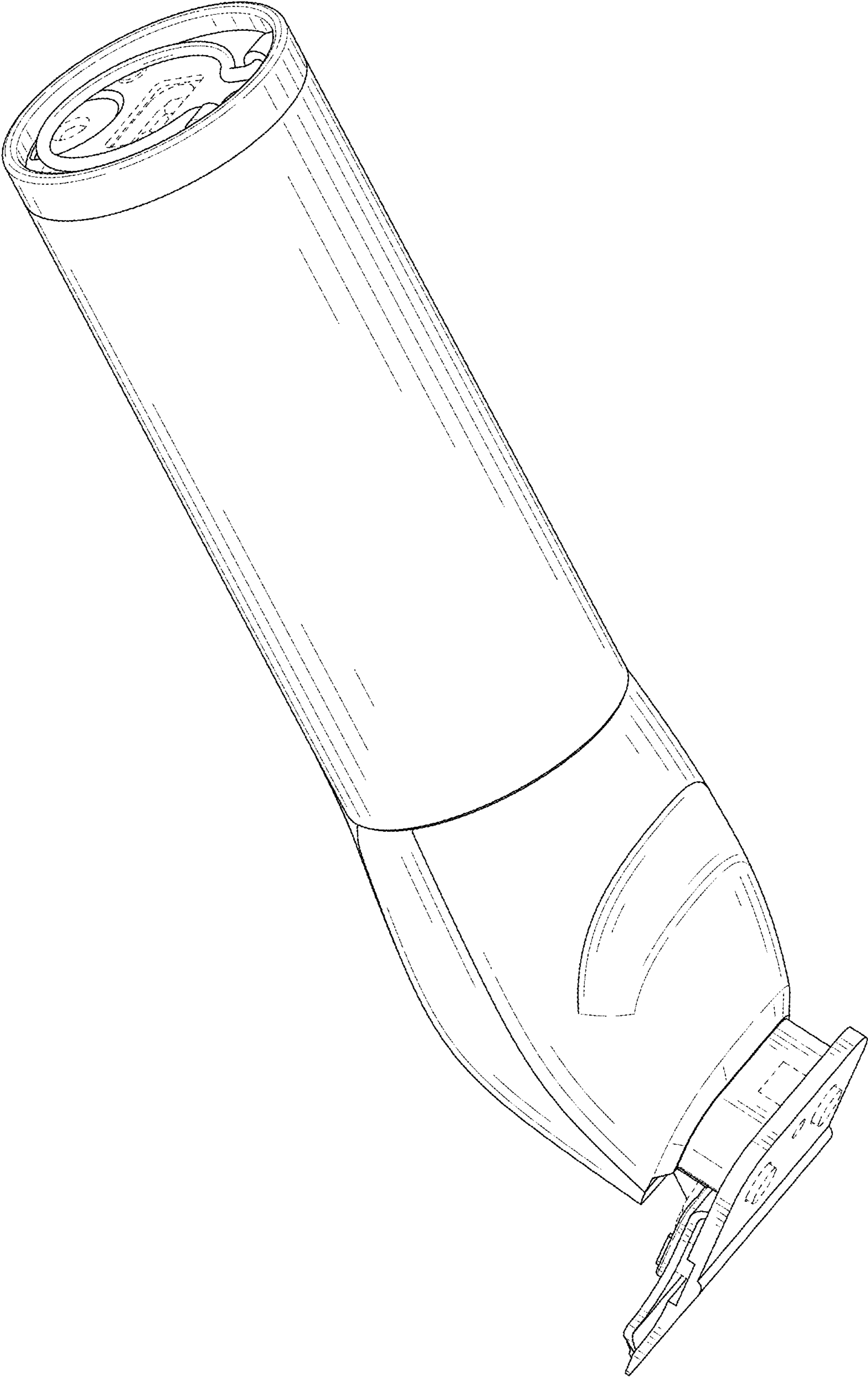


FIG. 2



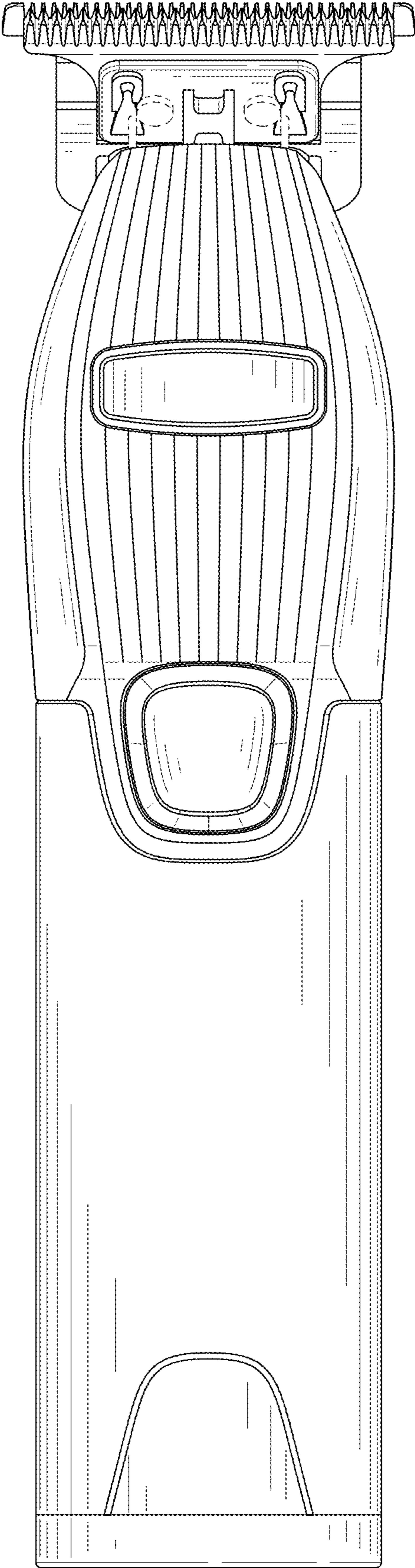


FIG. 3

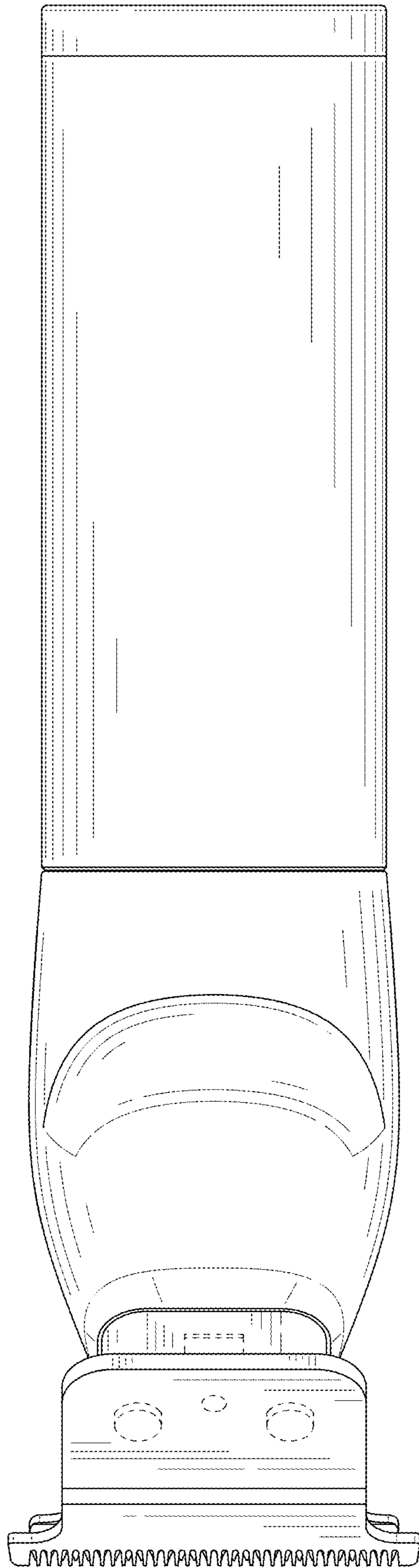


FIG. 4

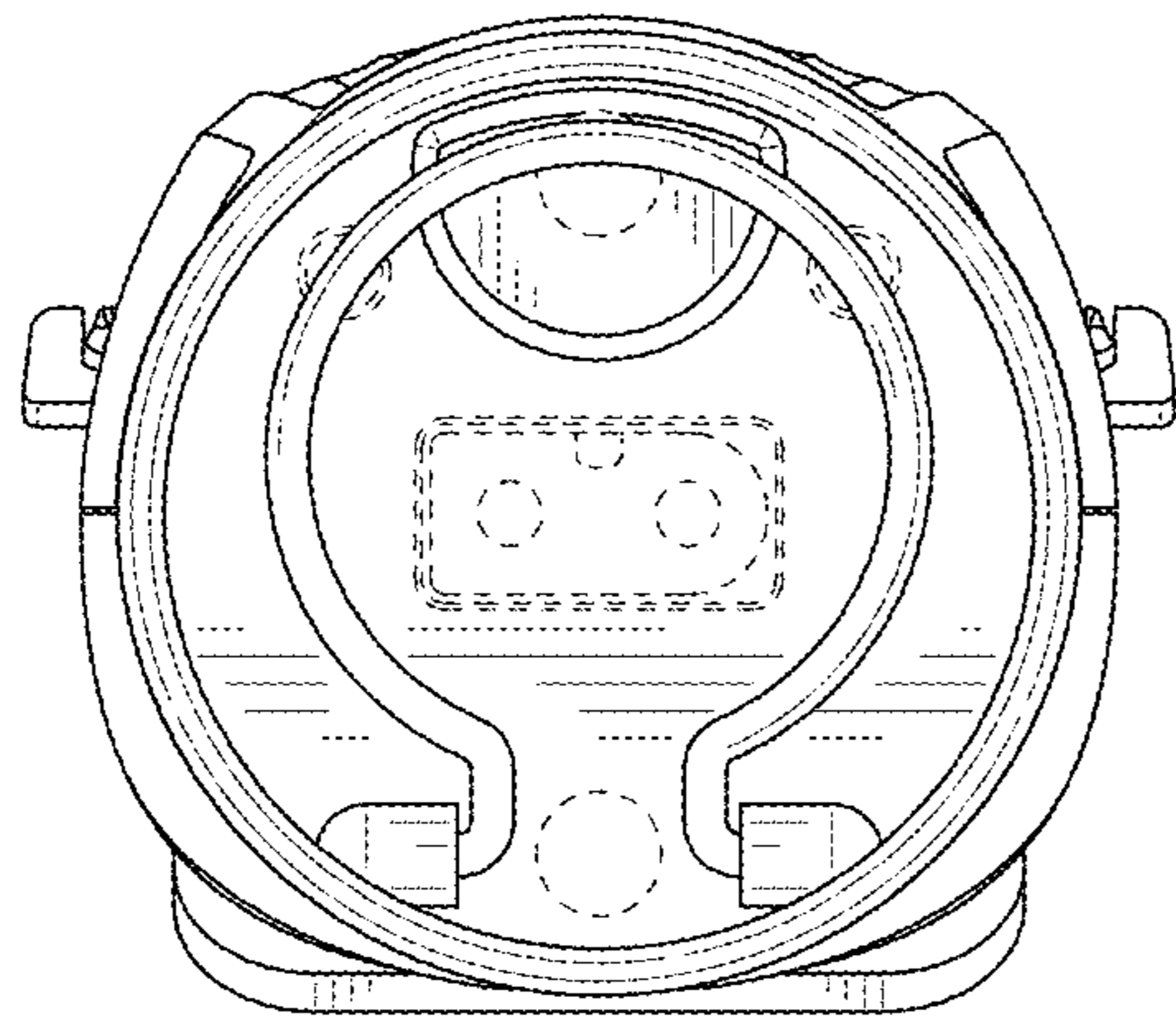


FIG. 5

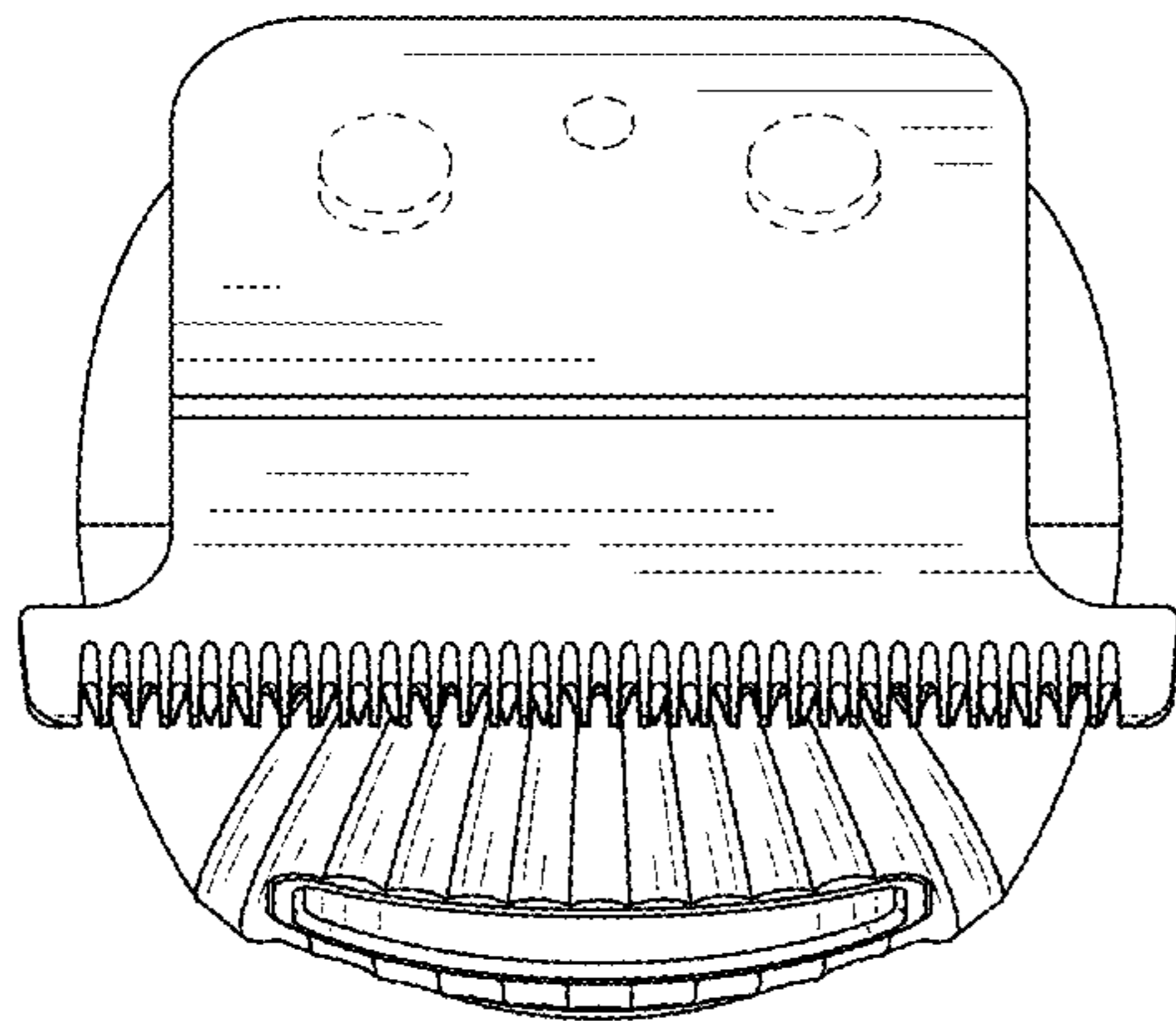


FIG. 6

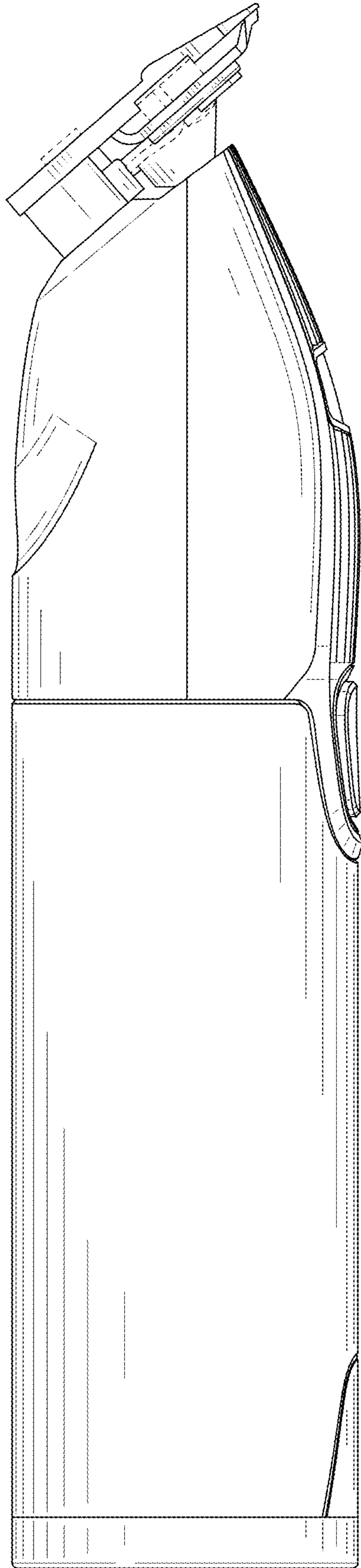


FIG. 7



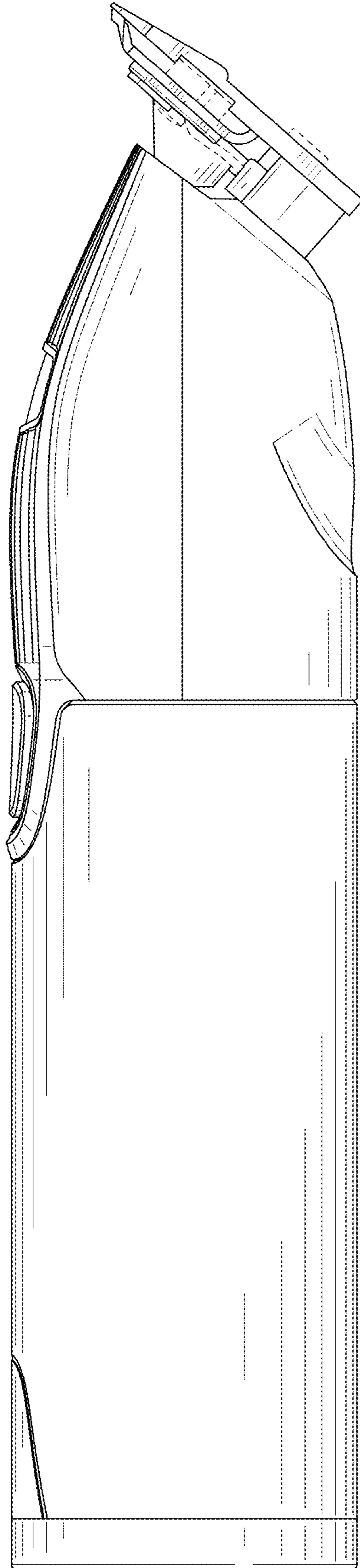


FIG. 8