



US00D782803S

(12) **United States Design Patent**
Kanata

(10) **Patent No.:** **US D782,803 S**

(45) **Date of Patent:** **** Apr. 4, 2017**

(54) **SHOE UPPER**

(71) Applicant: **NIKE, Inc.**, Beaverton, OR (US)

(72) Inventor: **Kohei Kanata**, Portland, OR (US)

(73) Assignee: **NIKE, Inc.**, Beaverton, OR (US)

(**) Term: **15 Years**

(21) Appl. No.: **29/536,716**

(22) Filed: **Aug. 19, 2015**

(51) **LOC (10) Cl.** **02-99**

(52) **U.S. Cl.**
USPC **D2/972**

(58) **Field of Classification Search**

USPC D2/902, 906-908, 944, 946, 969,
D2/972-974, 977
CPC ... A43B 13/181; A43B 13/141; A43B 13/186;
A43B 13/188; A43B 23/00; A43B 23/02;
A43B 5/00; A43B 23/26; A43B 1/04;
A43B 11/14; A43B 7/00; A43C 1/00;
A43C 11/00

See application file for complete search history.

(56) **References Cited**

U.S. PATENT DOCUMENTS

D158,953 S	*	6/1950	Gillis	D2/907
D365,197 S		12/1995	Hatfield		
D378,242 S		3/1997	Smith		
D382,101 S		8/1997	Teague		
D385,403 S		10/1997	Kuerbis		
D395,348 S	*	6/1998	Smith, III	D2/972
D396,141 S	*	7/1998	Smith, III	D2/972
D397,861 S	*	9/1998	Teague	D2/972
D400,000 S	*	10/1998	Hatfield	D2/972
D428,693 S	*	8/2000	Hlavacs	D2/972
D432,780 S		10/2000	Hardy		

D468,086 S		1/2003	McDowell		
D474,882 S		5/2003	Cooper		
D491,346 S		6/2004	Roulo		
D498,910 S		11/2004	Link		
D499,876 S		12/2004	Lozano		
D515,299 S		2/2006	Burg		
D524,525 S		7/2006	Shin		
D524,531 S		7/2006	McCullagh et al.		
D527,885 S		9/2006	Young		
D528,283 S		9/2006	Holmes		
D530,903 S		10/2006	Wilken		
D532,592 S		11/2006	Chang		
D572,001 S		7/2008	Hatfield et al.		
D595,945 S		7/2009	Mochen		
D648,103 S	*	11/2011	Chionna	D2/902
D663,932 S		7/2012	Bacon		
D699,935 S		2/2014	Hatfield		
D735,455 S		8/2015	Mochen et al.		

* cited by examiner

Primary Examiner — Dominic Simone

(74) *Attorney, Agent, or Firm* — Banner & Witcoff, Ltd.

(57) **CLAIM**

The ornamental design for a shoe upper, as shown and described.

DESCRIPTION

FIG. 1 is a front perspective view of a shoe upper showing my new design;

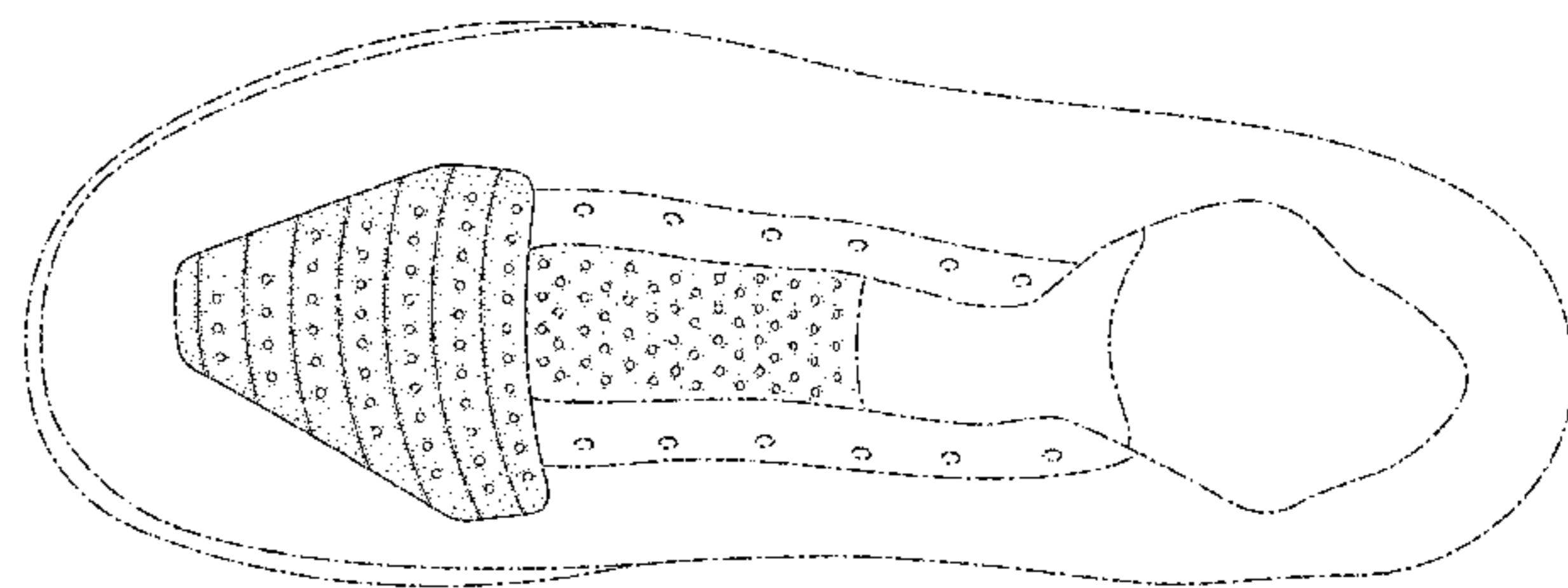
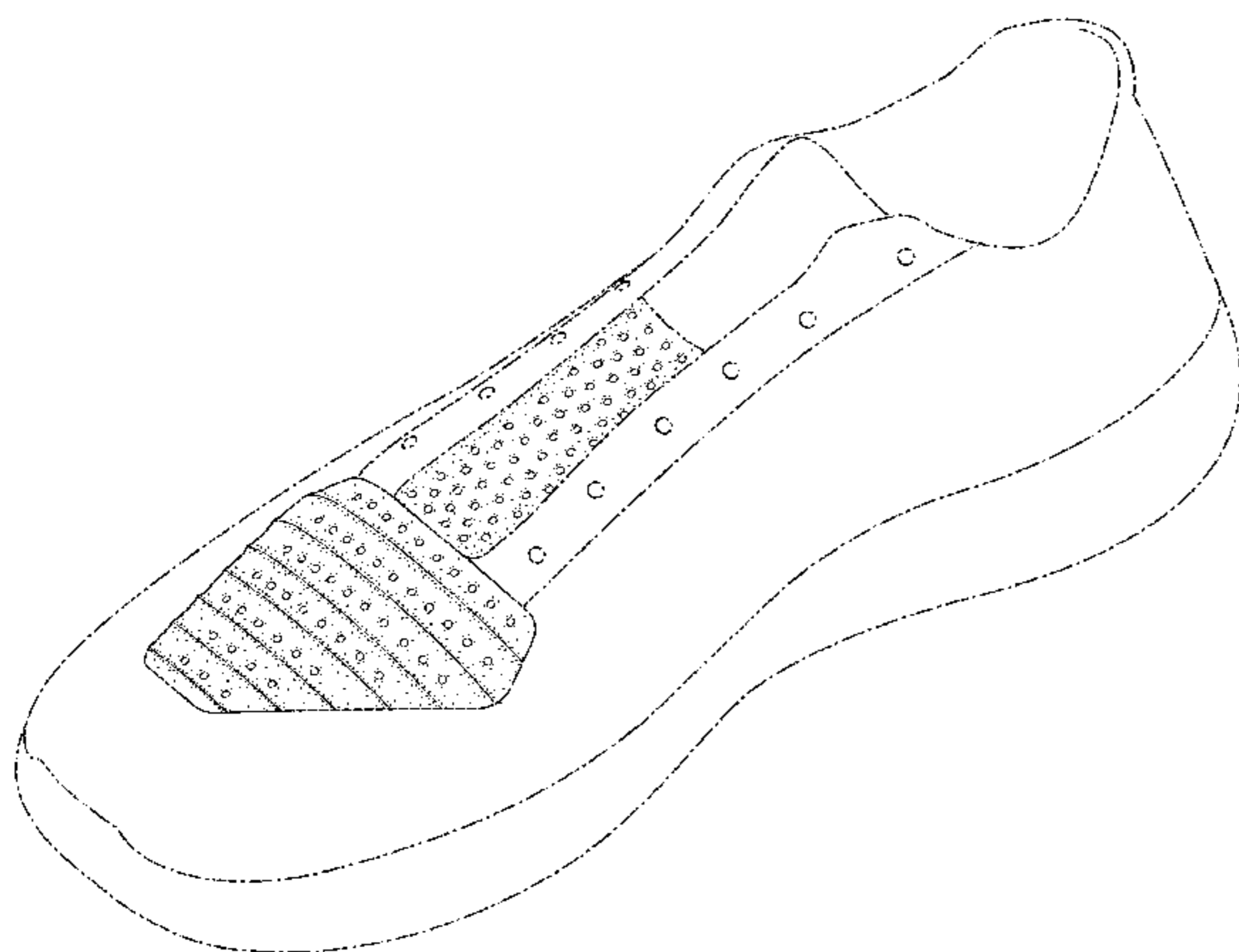
FIG. 2 is a side view thereof;

FIG. 3 is a second side view thereof; and,

FIG. 4 is a top view thereof.

The broken lines immediately adjacent to the shaded area represent unclaimed boundaries of the design. The broken lines showing the remainder of the shoe are for environmental purposes only and form no part of the claimed design.

1 Claim, 4 Drawing Sheets



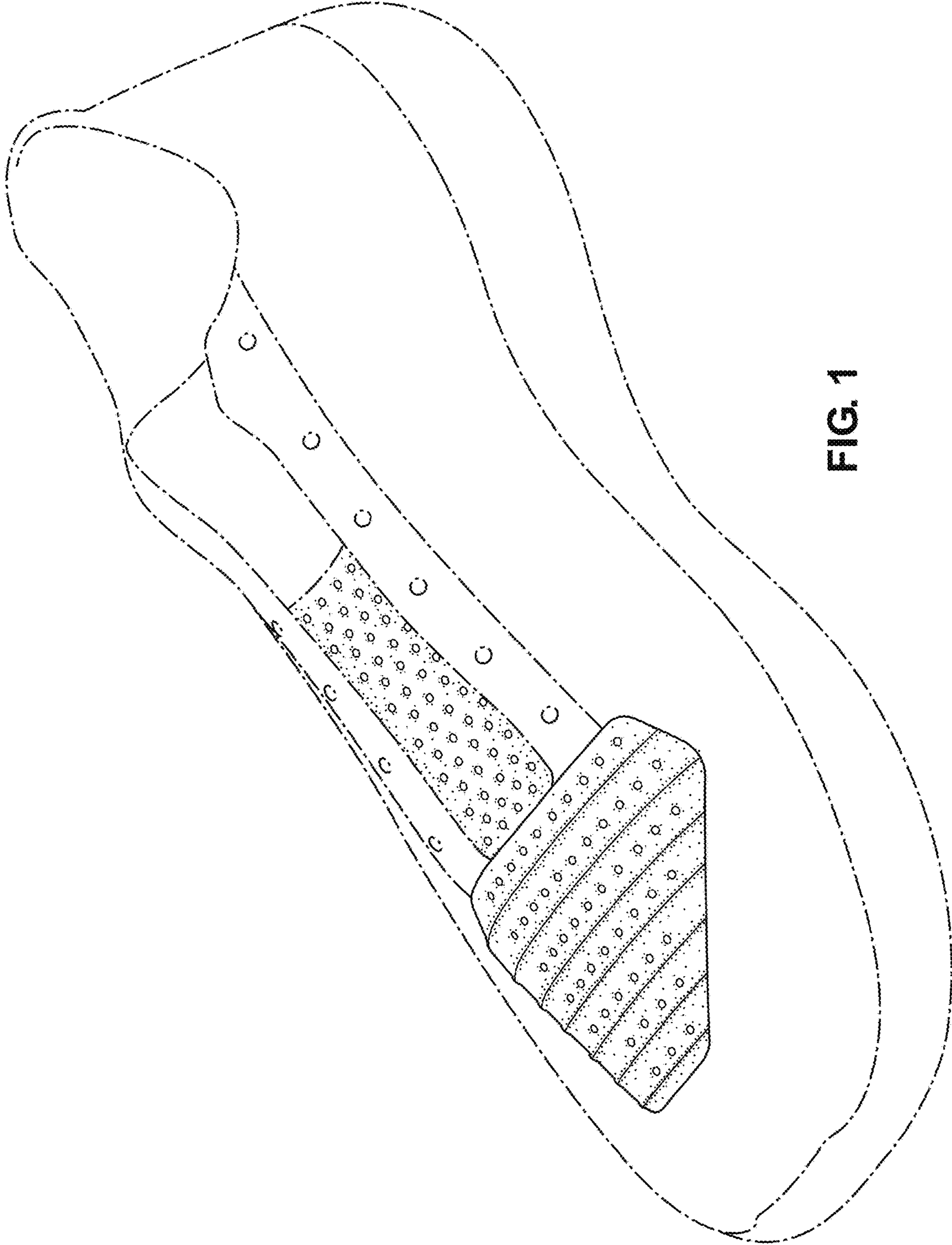


FIG. 1

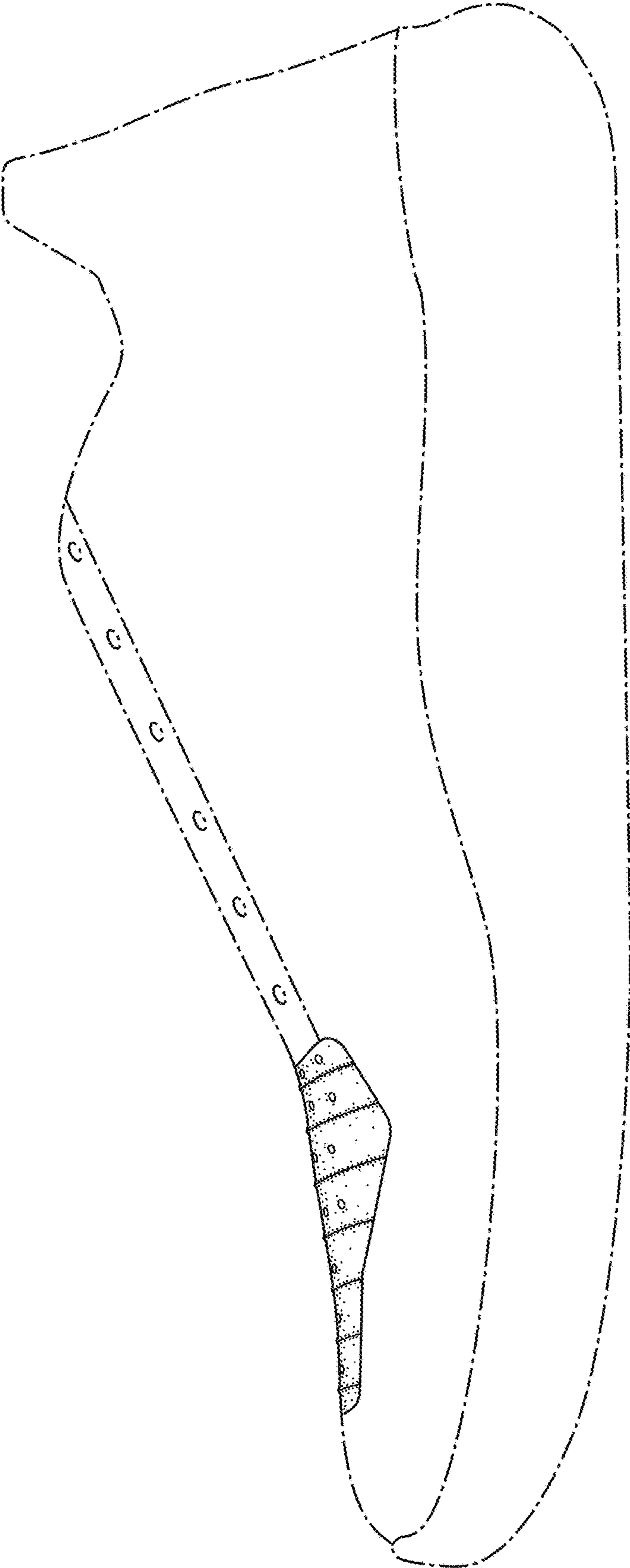


FIG. 2

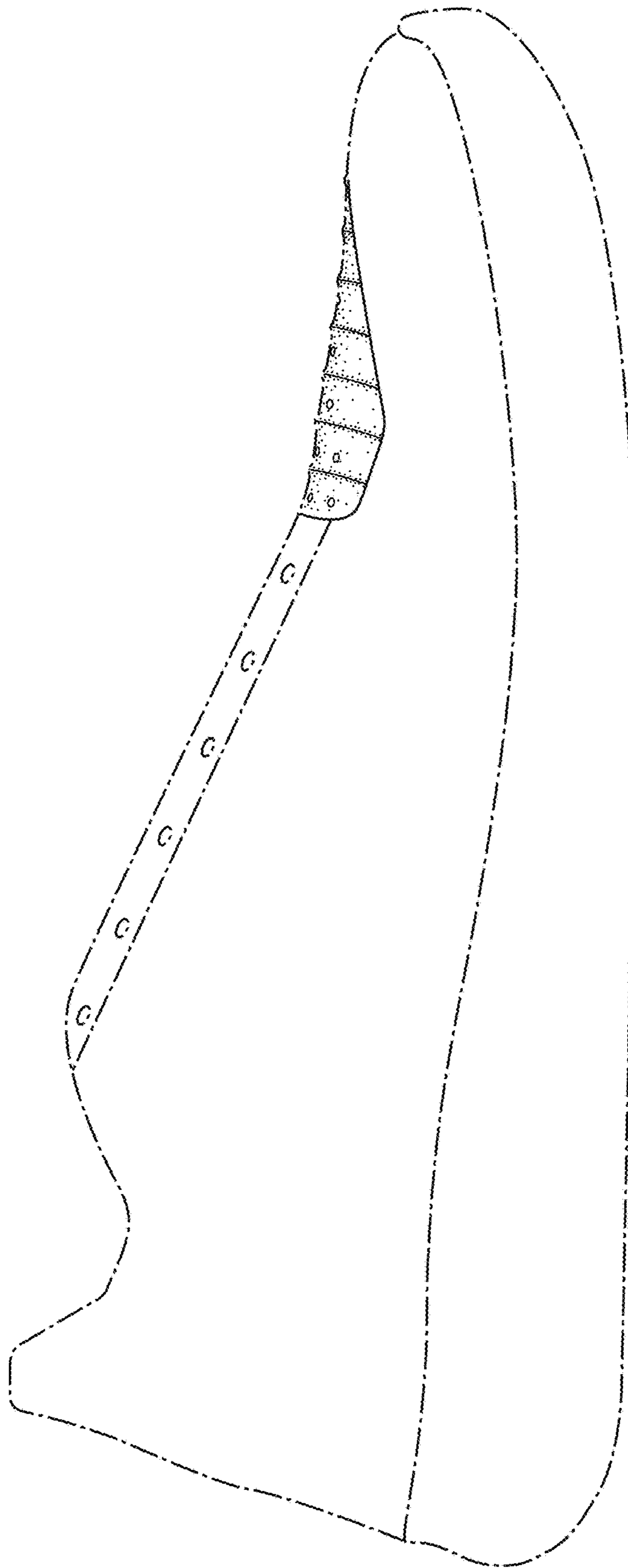


FIG. 3

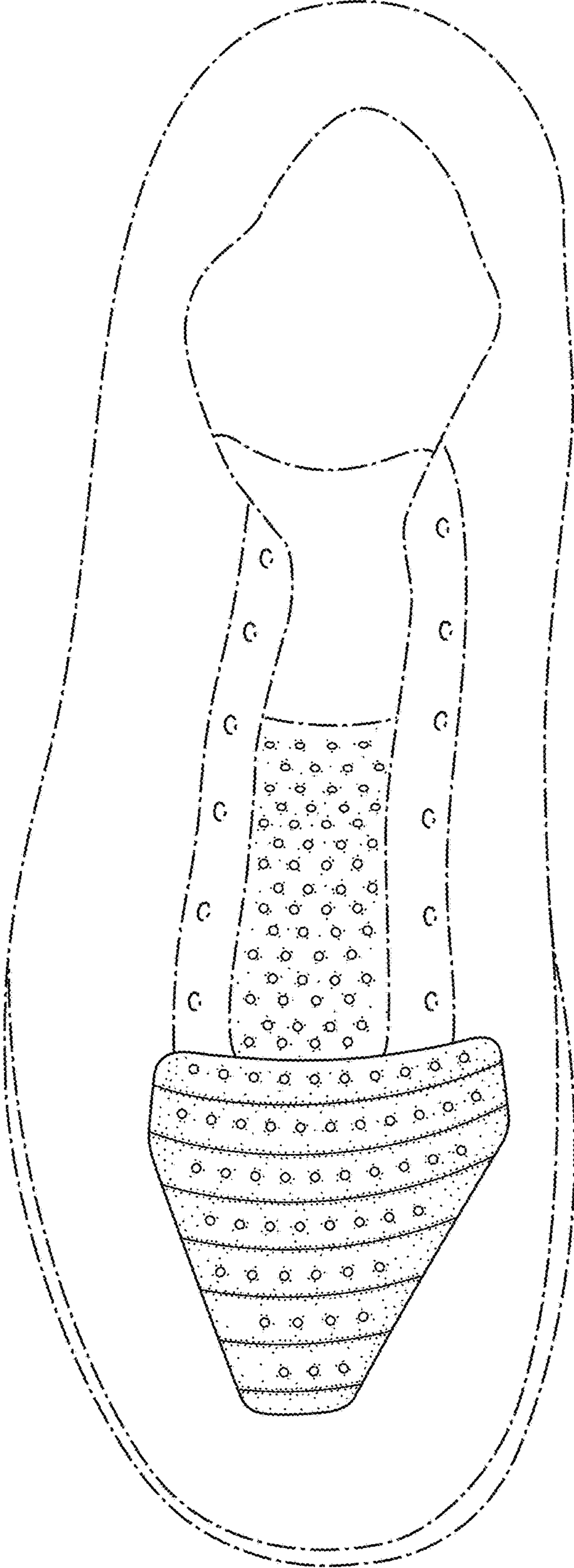


FIG. 4