



US00RE49966E

(19) **United States**
(12) **Reissued Patent**
Xin et al.

(10) **Patent Number: US RE49,966 E**
(45) **Date of Reissued Patent: May 14, 2024**

(54) **END TABLE FOR CRATING A PET**
(71) Applicant: **Merry Products Corporation**,
Richmond Hill (CA)
(72) Inventors: **Kevin Xin**, Markham (CA); **Jeffrey**
Pinard, Toronto (CA)
(73) Assignee: **Merry Products Corporation**,
Richmond Hill (CA)

D609,407 S * 2/2010 Henley A01K 1/033
D30/112
D613,000 S * 3/2010 Ward A01K 1/03
D30/119
D634,078 S * 3/2011 Lee D30/119
D640,837 S * 6/2011 Henley D30/108
7,997,234 B1 * 8/2011 Hughey A01K 1/034
119/500
D704,901 S * 5/2014 Diskin D30/108
(Continued)

(21) Appl. No.: **29/861,215**
(22) Filed: **Nov. 28, 2022**

Related U.S. Patent Documents

Reissue of:

(64) Patent No.: **Des. 903,948**
Issued: **Dec. 1, 2020**
Appl. No.: **29/673,769**
Filed: **Dec. 18, 2018**

(51) **LOC (14) Cl.** **30-02**
(52) **U.S. Cl.**
USPC **D30/108**
(58) **Field of Classification Search**
USPC D30/108, 112, 114, 116; D6/657, 671,
D6/671.1
CPC A01K 1/015; A01K 1/0029; A01K 1/0245;
A01K 1/03; A01K 1/0005
See application file for complete search history.

(56) **References Cited**

U.S. PATENT DOCUMENTS

6,390,025 B1 * 5/2002 Babcock A01K 1/03
119/482
6,460,486 B1 * 10/2002 Powers A01K 1/0245
119/452
6,997,138 B1 * 2/2006 Simpson A01K 1/033
217/122
D554,389 S * 11/2007 Pierce D30/108
D581,602 S * 11/2008 Jakubowski A01K 1/0245
D30/114
D586,304 S * 2/2009 Robaina D13/184

OTHER PUBLICATIONS

“Merry Products Single door dog crate & end table”, posted Dec. 22, 2018[online], [retrieved Apr. 22, 2020]. Retrieved from internet:https://www.chewy.com/merry-products-slide-aside-single/dp/180904.*

Primary Examiner — Philip S Hyder
(74) *Attorney, Agent, or Firm* — Harness, Dickey & Pierce, P.L.C.; Stephen T. Olson

(57) **CLAIM**

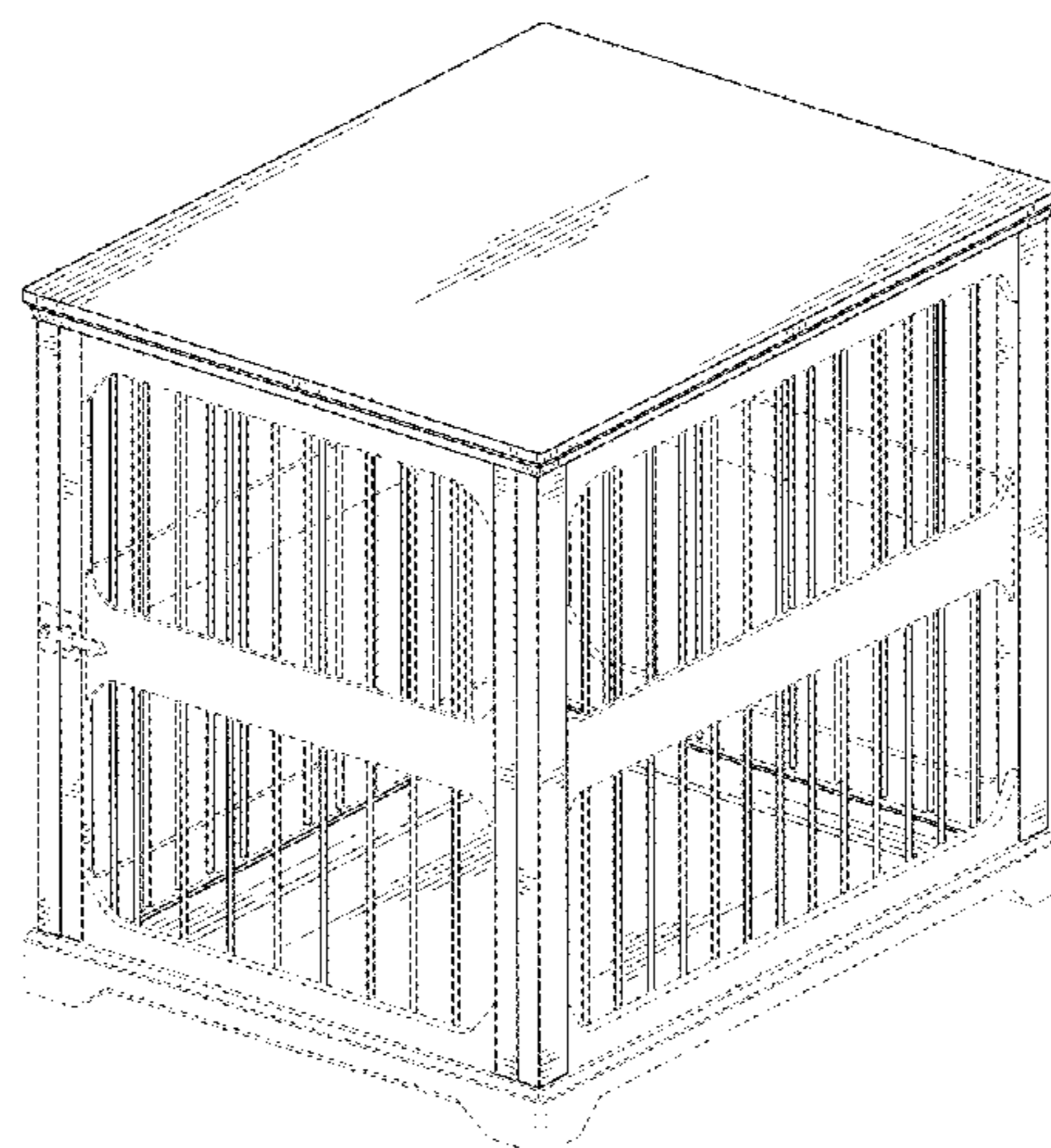
The ornamental design for an end table for crating a pet, as shown.

DESCRIPTION

FIG. 1 is a perspective view of an end table for crating a pet in accordance with our design.
FIG. 2 is a front view thereof.
FIG. 3 is a rear view thereof.
FIG. 4 is a right side view, it being understood that the left side view is a mirror image thereof[; and].
FIG. 5 is a top view thereof.
The broken lines shown in the drawings depict portions of the end table for crating a pet that form no part of the claimed design.

1 Claim, 5 Drawing Sheets

Matter enclosed in heavy brackets [] appears in the original patent but forms no part of this reissue; matter printed in italics indicates the additions made by reissue.



Amended

(56)

References Cited

U.S. PATENT DOCUMENTS

D723,225 S * 2/2015 Lee D30/108
D725,833 S * 3/2015 Trifiro D30/119
D821,038 S * 6/2018 Rathman D30/114
D852,429 S * 6/2019 Rathman D30/114
D853,052 S * 7/2019 Rathman D30/114
D855,259 S * 7/2019 Rathman D30/114
10,470,435 B2 * 11/2019 Fleming E05D 15/58
10,750,713 B2 * 8/2020 Rathman A01K 1/015
2006/0000422 A1 * 1/2006 Cheng A01K 31/06
119/455
2006/0112897 A1 * 6/2006 Moore A01K 1/033
119/482
2007/0000447 A1 * 1/2007 Jakubowski A01K 31/08
119/453
2007/0089683 A1 * 4/2007 Roberts A01K 31/06
119/477
2008/0110411 A1 * 5/2008 Cantrell A01K 1/034
119/452
2008/0245313 A1 * 10/2008 Jakubowski A01K 1/0245
119/497
2016/0192615 A1 * 7/2016 Parness A01K 5/01
119/454
2016/0205890 A1 * 7/2016 Link E05C 3/042
2016/0227731 A1 * 8/2016 Cheng E05C 1/10
2016/0348386 A1 * 12/2016 Beckmann F16K 17/02
2017/0055489 A1 * 3/2017 Bin A01K 1/033
2017/0071149 A1 * 3/2017 Northrop A01K 1/034
2018/0142718 A1 * 5/2018 Zhu F16B 7/0433
2019/0191664 A1 * 6/2019 Xin A01K 1/033

* cited by examiner

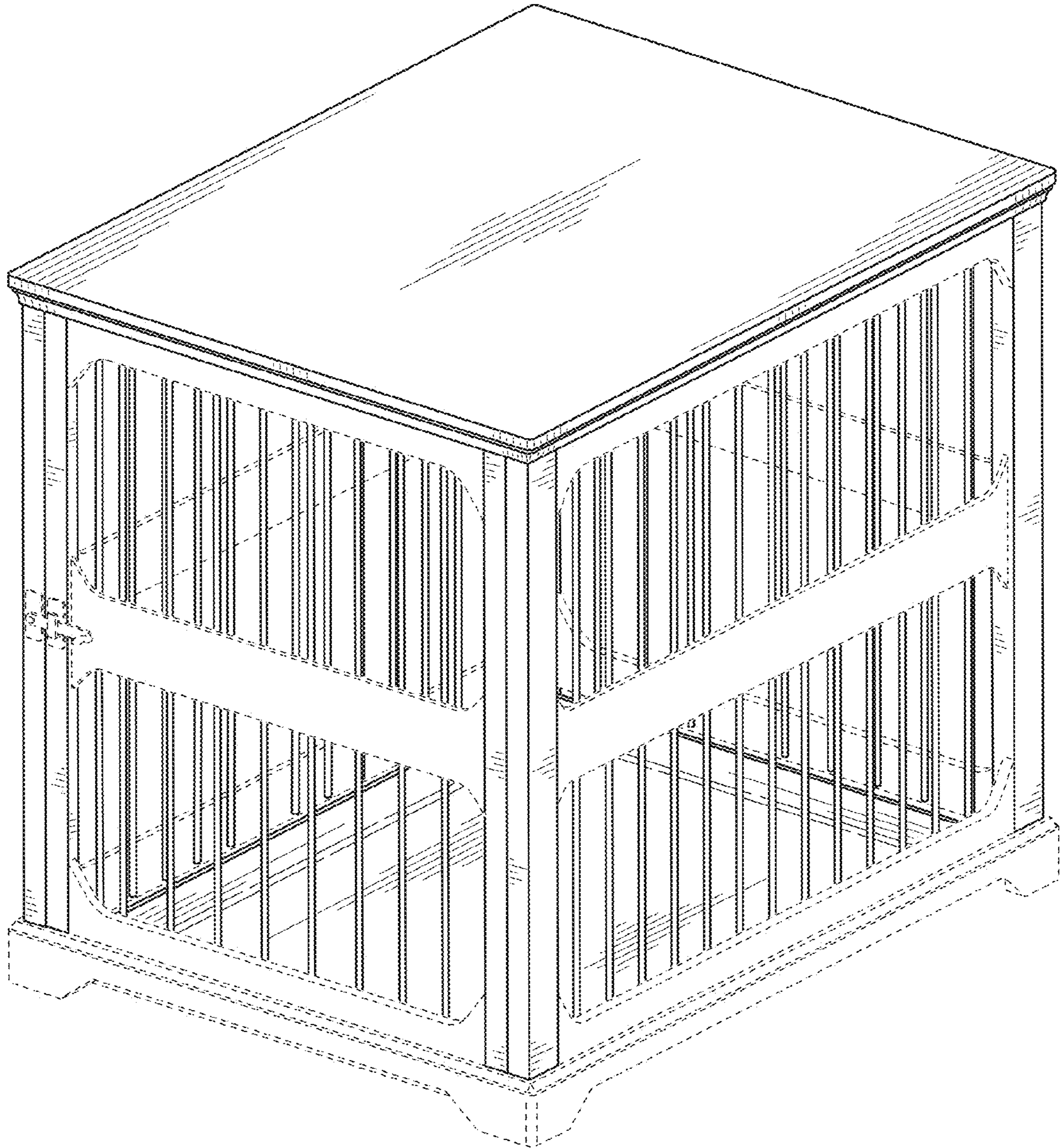


FIG. 1- Amended

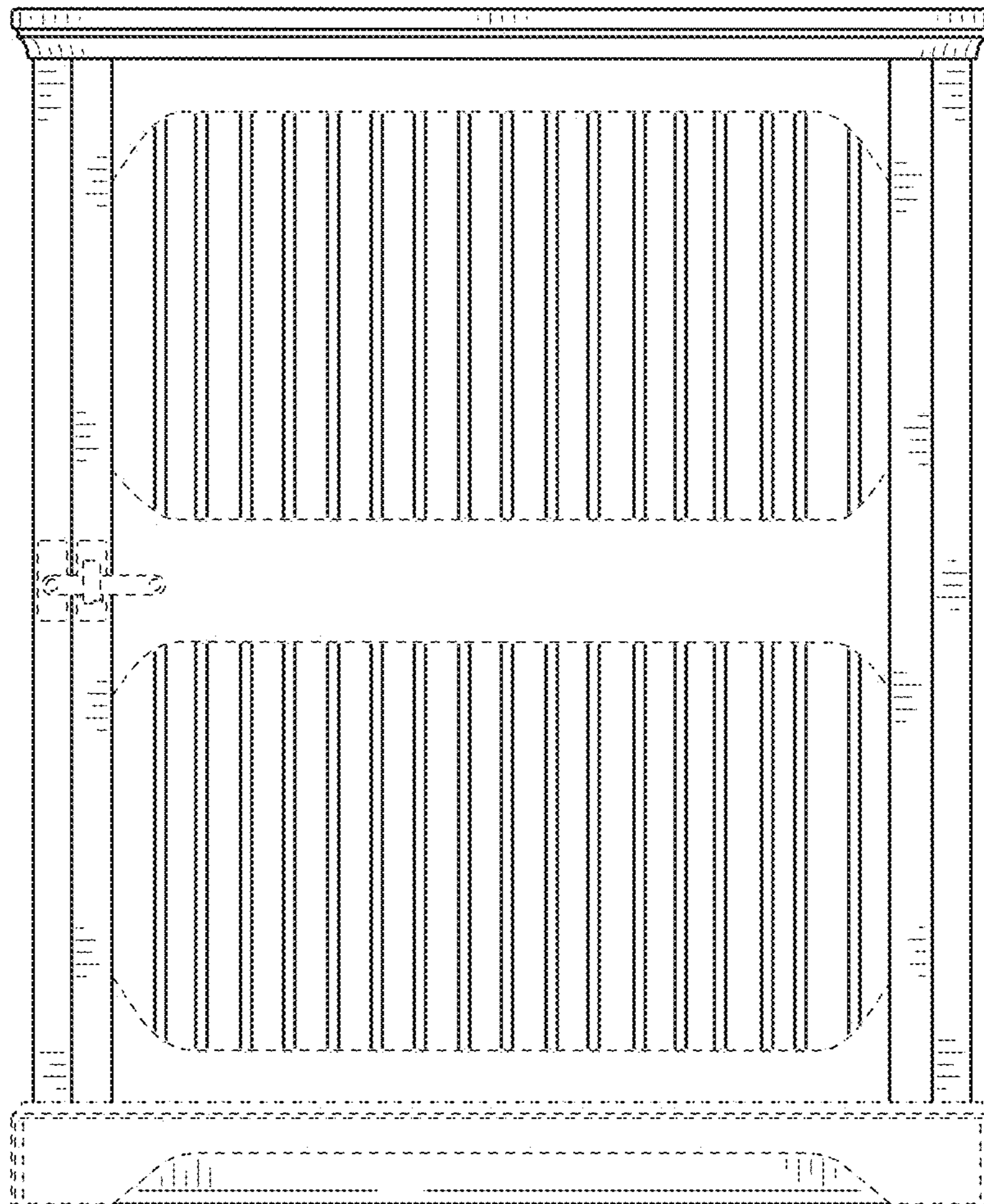


FIG. 2 - Amended

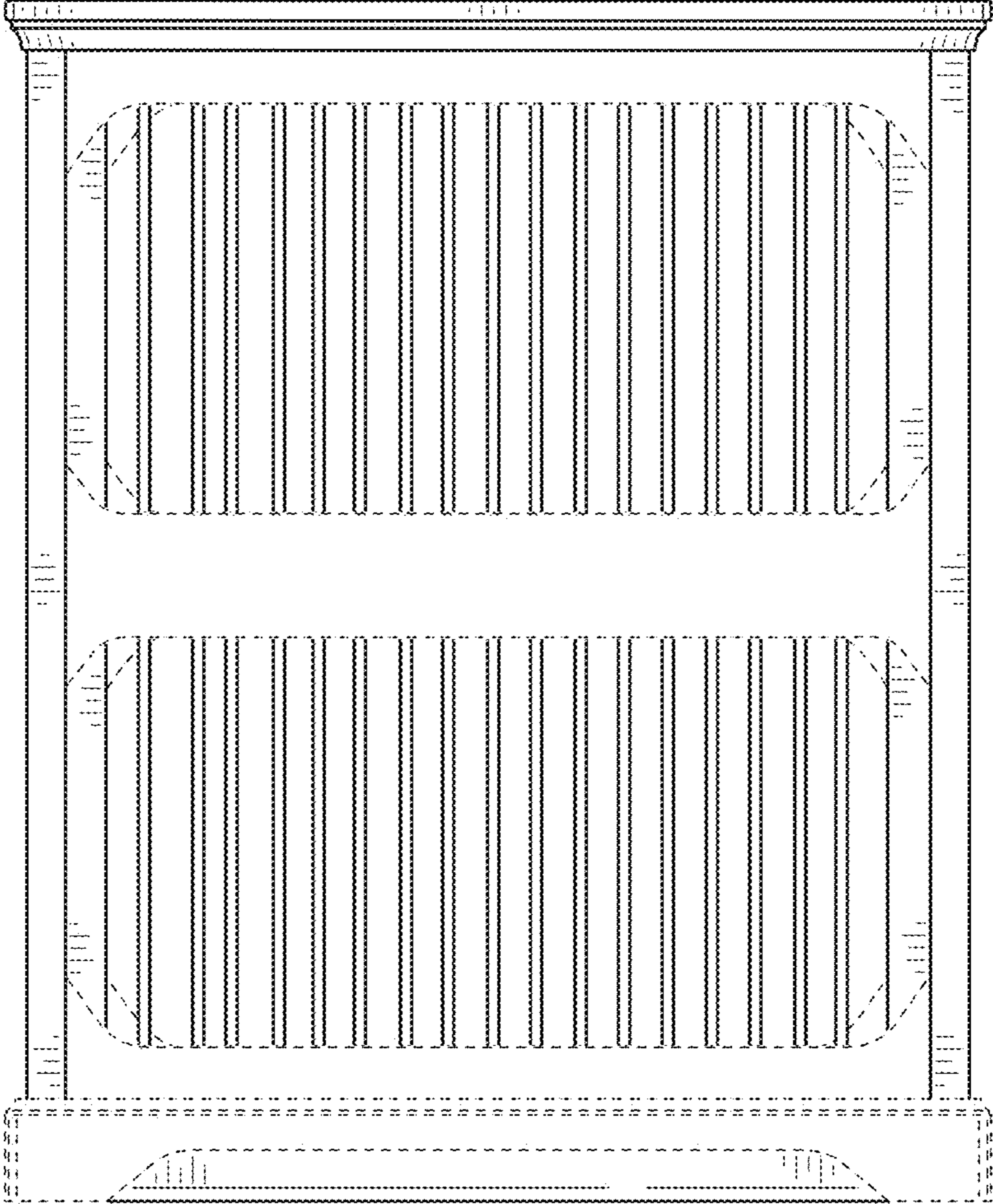


FIG. 3 - Amended




FIG. 4 - Amended




FIG. 5 - Amended