



US00RE49176E

(19) **United States**
(12) **Reissued Patent**
Liu et al.

(10) **Patent Number:** **US RE49,176 E**
(45) **Date of Reissued Patent:** ***Aug. 16, 2022**

(54) **APPARATUS, METHODS, OR SOFTWARE FOR DATA MINING USER INFORMATION BY PROVIDING SERVICES OVER THE INTERNET FOR CONNECTING PEOPLE**

(56) **References Cited**

U.S. PATENT DOCUMENTS

3,648,254 A 3/1972 Beausoleil
3,883,693 A 5/1975 Moore
(Continued)

(71) Applicant: **Flexiworld Technologies, Inc.**,
Vancouver, WA (US)

FOREIGN PATENT DOCUMENTS

(72) Inventors: **Christina Ying Liu**, San Francisco, CA (US); **William Ho Chang**, Vancouver, WA (US)

EP 1118950 A1 7/2001
GB 2332764 A 6/1999

(73) Assignee: **Flexiworld Technologies, Inc.**,
Vancouver, WA (US)

OTHER PUBLICATIONS

(*) Notice: This patent is subject to a terminal disclaimer.

US RE41,123 E, 02/2010, Liu et al. (withdrawn)
(Continued)

(21) Appl. No.: **15/838,234**

Primary Examiner — Ovidio Escalante

(22) Filed: **Dec. 11, 2017**

(74) *Attorney, Agent, or Firm* — Chernoff, Vilhauer, McClung & Stenzel, LLP

Related U.S. Patent Documents

Reissue of:

(64) Patent No.: **7,099,304**
Issued: **Aug. 29, 2006**
Appl. No.: **09/947,116**
Filed: **Sep. 4, 2001**

U.S. Applications:

(63) Continuation of application No. 13/371,318, filed on Feb. 12, 2012, which is a continuation of application
(Continued)

(51) **Int. Cl.**
H04L 12/66 (2006.01)
H04M 3/42 (2006.01)
(Continued)

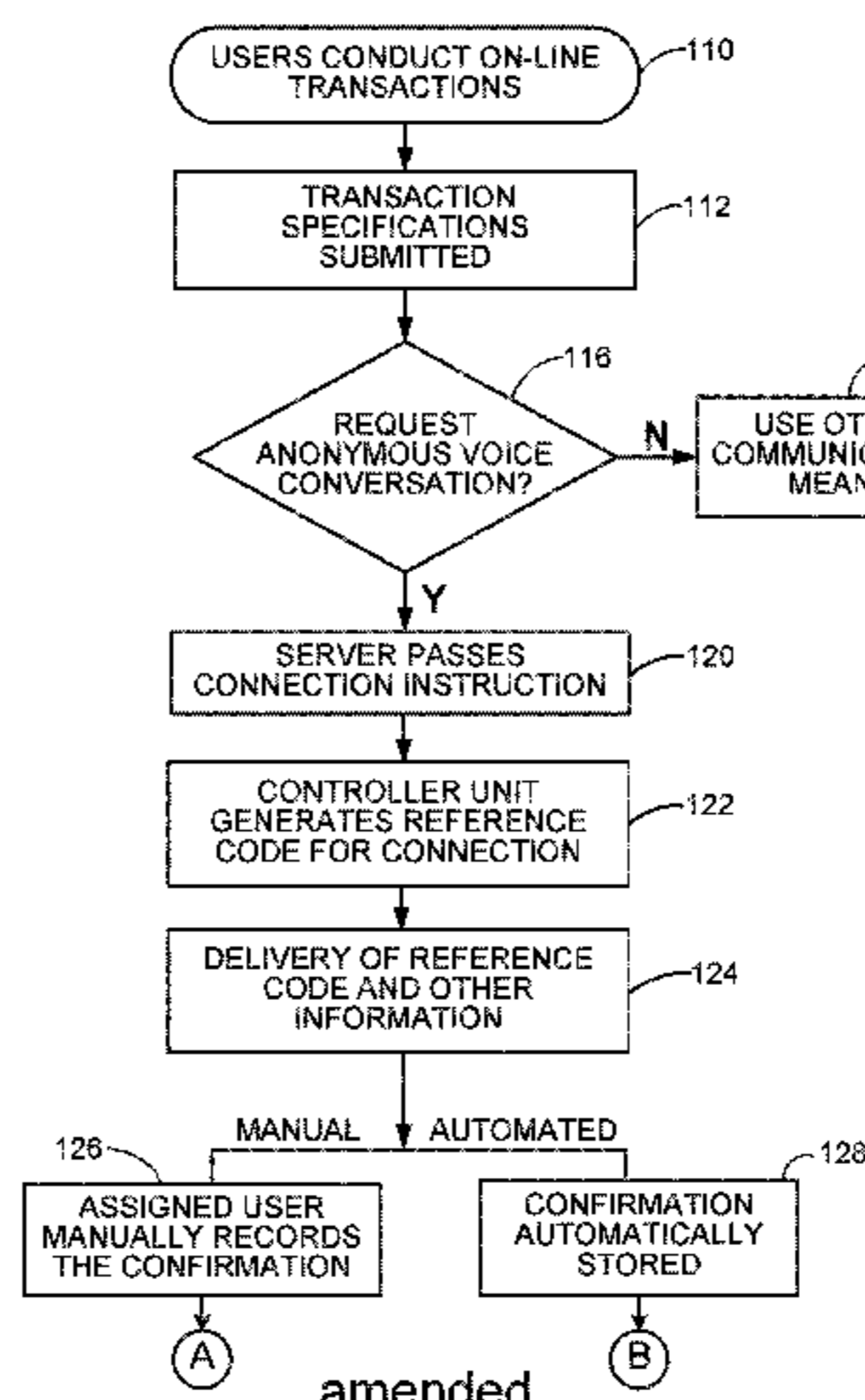
(52) **U.S. Cl.**
CPC *H04M 3/42008* (2013.01); *H04M 1/2535* (2013.01); *H04M 1/2749* (2020.01);
(Continued)

(58) **Field of Classification Search**
CPC *H04M 3/42008*; *H04M 1/2535*; *H04M 1/274575*; *H04M 7/0045*; *H04M 7/0054*; *H04M 7/128*
(Continued)

(57) **ABSTRACT**

[Anonymous voice communication between a first station and a second station is facilitated by providing an interface that allows input of a transaction specification from at least one of the first and second stations. A reference code associated with the transaction is generated, there being a defined relationship between the reference code and the address of the second station for voice communication. The reference code is supplied to the first station, and a voice communication request and the reference code are received from the first station. The reference code is used to recover said address and a channel for voice communication is opened between said first and second stations. Voice communication can thereby be established between the first and second stations without providing the address of the second station to the first station.] *An Internet-based service system for data mining user information is herein disclosed and enabled. The disclosed service system may facilitate users posting information, advertising products/services, connecting to other users, and making transactions over the Internet. Data obtained from each transaction submitted through the service are data mined. The collected data may include personal information, private data, interests, intellectual*

(Continued)



property, etc. To create transactions, the system may create a proposed transaction specifying a transaction between first and second parties based, at least in part, on data mining the first and second party's history of transactions. The service system may transmit a reference code to the first party related to the proposed transaction, and wait to receive a communication request from the first party employing the reference code. The reference code may include text, image(s), video(s), audio, or communication link(s), and the proposed transaction may be an advertisement or matching service.

24 Claims, 6 Drawing Sheets

Related U.S. Application Data

No. 12/199,647, filed on Aug. 27, 2008, now Pat. No. Re. 43,181, which is an application for the reissue of Pat. No. 7,099,304.

- (60) Provisional application No. 60/230,021, filed on Sep. 5, 2000.
- (51) **Int. Cl.**
H04M 1/2749 (2020.01)
H04M 1/253 (2006.01)
H04M 7/00 (2006.01)
H04M 7/12 (2006.01)
- (52) **U.S. Cl.**
 CPC *H04M 7/0045* (2013.01); *H04M 7/0054* (2013.01); *H04M 7/128* (2013.01)
- (58) **Field of Classification Search**
 USPC 370/352; 379/201.11
 See application file for complete search history.

(56) **References Cited**

U.S. PATENT DOCUMENTS

3,909,562 A	9/1975	Lager
4,757,267 A	7/1988	Riskin
4,847,890 A	7/1989	Solomon et al.
4,878,239 A	10/1989	Solomon et al.
4,899,373 A	2/1990	Lee et al.
5,058,152 A	10/1991	Solomon et al.
5,247,571 A	9/1993	Kay et al.
5,353,331 A	10/1994	Emery et al.
5,361,295 A	11/1994	Solomon et al.
5,559,868 A	9/1996	Blonder
5,751,966 A	5/1998	Dauerer et al.
5,751,968 A	5/1998	Cohen
5,754,636 A	5/1998	Bayless et al.
5,754,938 A	5/1998	Herz et al.
5,757,267 A	5/1998	Xydis
5,761,279 A	6/1998	Bierman et al.
5,796,393 A	8/1998	MacNaughton et al.
5,797,099 A	8/1998	Ejzak et al.
5,805,677 A	9/1998	Ferry et al.
5,809,114 A	9/1998	Solomon et al.
5,809,224 A	9/1998	Schultz et al.
5,818,836 A *	10/1998	DuVal 370/389
5,825,771 A	10/1998	Cohen et al.
5,845,266 A	12/1998	Lupien et al.
5,864,612 A	1/1999	Strauss et al.
5,907,604 A	5/1999	Hsu
5,907,677 A	5/1999	Glenn et al.
5,910,946 A	6/1999	Csapo
5,918,010 A	6/1999	Appleman et al.
5,933,811 A	8/1999	Angles et al.
5,933,827 A	8/1999	Cole et al.

5,948,061 A	9/1999	Merriman et al.
5,956,020 A	9/1999	D'Amico et al.
5,974,148 A	10/1999	Stambler
5,983,200 A	11/1999	Slotznick
5,991,735 A	11/1999	Gerace
6,011,794 A	1/2000	Mordowitz et al.
6,038,433 A	3/2000	Vegt
6,067,347 A	5/2000	Farris et al.
6,069,890 A	5/2000	White et al.
6,072,780 A	6/2000	Johnson, Jr. et al.
6,081,788 A	6/2000	Appleman et al.
6,108,004 A	8/2000	Medl
6,148,067 A *	11/2000	Leipow 379/201.01
6,167,432 A	12/2000	Jiang
6,175,619 B1	1/2001	DeSimone
6,243,398 B1	6/2001	Kahane et al.
6,253,203 B1 *	6/2001	O'Flaherty G06F 21/6245
6,259,538 B1	7/2001	Amit et al.
6,266,668 B1	7/2001	Vanderveldt et al.
6,285,983 B1	9/2001	Jenkins
6,285,987 B1	9/2001	Roth et al.
6,317,722 B1	11/2001	Jacobi et al.
6,332,153 B1	12/2001	Cohen
6,353,660 B1	3/2002	Burger et al.
6,366,298 B1	4/2002	Haitsuka et al.
6,421,669 B1	7/2002	Gilmour et al.
6,434,599 B1	8/2002	Porter
6,445,681 B1	9/2002	Pogrebinsky
6,473,738 B1	10/2002	Garrett
6,496,857 B1	12/2002	Dustin et al.
6,519,541 B1	2/2003	Bitton
6,556,313 B1	4/2003	Chang et al.
6,587,835 B1	7/2003	Treyz et al.
6,594,254 B1	7/2003	Kelly
6,651,086 B1	11/2003	Manber et al.
6,661,793 B1	12/2003	Pogrebinsky
6,665,389 B1	12/2003	Haste, III
6,671,068 B1	12/2003	Chang et al.
6,678,663 B1	1/2004	Mayo
6,694,003 B1	2/2004	Karam
6,701,009 B1	3/2004	Makoto et al.
6,711,158 B1	3/2004	Kahane et al.
6,714,519 B2	3/2004	Luzzatti et al.
6,725,191 B2	4/2004	Mecayten
6,732,161 B1	5/2004	Hess et al.
6,753,978 B1	6/2004	Chang
6,754,181 B1	6/2004	Elliott et al.
6,785,301 B1	8/2004	Chapman et al.
6,801,952 B2	10/2004	Belzile
6,845,448 B1	1/2005	Chaganti et al.
6,859,228 B1	2/2005	Chang et al.
6,876,734 B1	4/2005	Summers et al.
6,879,994 B1	4/2005	Matsliach et al.
6,889,213 B1	5/2005	Douvikas et al.
6,931,403 B1	8/2005	Agrawal et al.
6,947,995 B2	9/2005	Chang et al.
7,039,040 B1	5/2006	Burg
7,099,304 B2	8/2006	Liu et al.
7,142,506 B1	11/2006	Pogrebinsky
7,143,356 B1	11/2006	Shafrir et al.
7,158,986 B1	1/2007	Oliver et al.
7,318,086 B2	1/2008	Chang et al.
7,353,251 B1	4/2008	Balakrishnan
7,424,439 B1	9/2008	Fayyad et al.
7,609,402 B2	10/2009	Chang et al.
RE41,416 E	7/2010	Liu et al.
RE41,487 E	8/2010	Liu et al.
RE41,532 E	8/2010	Liu et al.
RE41,689 E	9/2010	Liu et al.
7,805,720 B2	9/2010	Chang et al.
RE41,882 E	10/2010	Liu et al.
7,908,401 B2	3/2011	Chang
7,941,541 B2	5/2011	Chang et al.
7,944,577 B2	5/2011	Chang et al.
7,953,818 B2	5/2011	Chang et al.
RE42,725 E	9/2011	Chang et al.
RE42,828 E	10/2011	Liu et al.
RE43,181 E	2/2012	Liu et al.
8,169,649 B2	5/2012	Chang et al.

(56)

References Cited

OTHER PUBLICATIONS

U.S. PATENT DOCUMENTS

8,184,324	B2	5/2012	Chang et al.	
8,285,802	B2	10/2012	Chang et al.	
8,296,757	B2	10/2012	Chang et al.	
8,332,521	B2	12/2012	Chang et al.	
8,533,352	B2	9/2013	Chang	
8,595,717	B2	11/2013	Chang	
8,630,000	B2	1/2014	Chang et al.	
8,705,097	B2	4/2014	Chang et al.	
8,711,408	B2	4/2014	Chang et al.	
8,964,220	B2	2/2015	Chang et al.	
8,972,610	B2	3/2015	Chang	
8,989,064	B2	3/2015	Chang et al.	
9,015,329	B2	4/2015	Chang et al.	
9,036,181	B2	5/2015	Chang et al.	
9,037,088	B2	5/2015	Chang et al.	
9,042,811	B2	5/2015	Chang et al.	
9,043,482	B2	5/2015	Chang	
9,069,510	B2	6/2015	Chang et al.	
9,092,177	B2	7/2015	Chang et al.	
9,110,622	B2	8/2015	Chang et al.	
9,116,723	B2	8/2015	Chang et al.	
9,164,718	B2	10/2015	Chang et al.	
9,298,407	B2	3/2016	Chang	
9,383,956	B2	7/2016	Chang et al.	
9,389,822	B2	7/2016	Chang et al.	
10,126,991	B2	11/2018	Chang et al.	
10,133,527	B2	11/2018	Chang et al.	
10,140,071	B2	11/2018	Chang et al.	
10,140,072	B2	11/2018	Chang et al.	
10,140,073	B2	11/2018	Chang et al.	
RE48,066	E	6/2020	Liu et al.	
RE48,088	E	7/2020	Liu et al.	
2001/0011247	A1*	8/2001	O'Flaherty G06Q 20/10 705/39
2001/0011264	A1	8/2001	Kawasaki	
2002/0004900	A1	1/2002	Patel	
2002/0104015	A1	8/2002	Barzilai et al.	
2002/0141003	A1	10/2002	Chang et al.	
2003/0041143	A1	2/2003	Ronald et al.	
2004/0127254	A1	7/2004	Chang	
2005/0122965	A1	6/2005	Heinla et al.	
2008/0318602	A1	12/2008	Chang et al.	
2009/0002760	A1	1/2009	Chang et al.	
2009/0070411	A1	3/2009	Chang et al.	
2010/0201996	A1	8/2010	Chang et al.	
2010/0203824	A1	8/2010	Chang et al.	
2010/0227550	A1	9/2010	Chang et al.	
2011/0016280	A1	1/2011	Chang et al.	
2011/0034150	A1	2/2011	Chang et al.	
2011/0035682	A1	2/2011	Chang et al.	
2011/0138378	A1	6/2011	Chang et al.	
2011/0167166	A1	7/2011	Chang	
2011/0167175	A1	7/2011	Chang	
2011/0197159	A1	8/2011	Chaganti et al.	
2011/0211226	A1	9/2011	Chang et al.	
2011/0279829	A1	11/2011	Chang et al.	
2011/0279863	A1	11/2011	Chang et al.	
2012/0230315	A1	9/2012	Chang et al.	
2012/0258700	A1	10/2012	Chang et al.	
2013/0095887	A1	4/2013	Chang et al.	
2013/0103775	A1	4/2013	Chang et al.	
2013/0104052	A1	4/2013	Chang et al.	
2013/0109353	A1	5/2013	Chang et al.	
2014/0018130	A1	1/2014	Chang et al.	
2014/0082604	A1	3/2014	Chang et al.	
2015/0356561	A1	12/2015	Chang et al.	
2015/0356564	A1	12/2015	Chang et al.	
2015/0356565	A1	12/2015	Chang et al.	
2015/0363763	A1	12/2015	Chang et al.	
2015/0381612	A1	12/2015	Chang et al.	
2016/0011836	A1	1/2016	Chang et al.	
2016/0174068	A1	6/2016	Chang et al.	
2016/0239232	A1	8/2016	Chang et al.	
2016/0239243	A1	8/2016	Chang et al.	

US 7,814,209 B2, 10/2010, Chang et al. (withdrawn)

US 8,396,977 B2, 03/2013, Chang (withdrawn)

US 9,008,572 B2, 04/2015, Chang et al. (withdrawn)

VocalTec, Ltd, "VocalTec Internet Phone Release 4 Help topics", copyright 1993-1996, 77 pages.

VocalTec, Ltd, Screen Images from Internet Phone Release 4 software, copyright 1993-1996, 19 pages.

VocalTec, Ltd., "VocalTec Internet Phone Readme: Release 4 for Windows 95", Jun. 7, 1996, 3 pages.

CTI for Management Buyer's Guide, "Internet Phone Release 4 VocalTec Ltd", 1996/1997, pp. 28-32.

Hoshi et al, "Voice Stream Multiplexing between IP telephony Gateways", IEICE TRANS_ INF_ & SYS, Apr. 4, 1999, vol. E82-D, No. 4, pp. 838-845.

Dodd, Annabel Z., "The Essential Guide to Telecommunications," 1999, Chapters 8-10, Prentiss-Hall, 62 pages.

Production documents, Nos. FLE000103-FLE000114 relating to web pages from www.exp.com, Aug. 6, 2000, 12 pages.

Production documents, Nos. FLE000087-FLE000102 relating to web pages from www.keen.com, Aug. 6, 2000, 16 pages.

Cleveland, Kristin L., of Klarquist Sparkman, LLP, "Skype's Objections and Responses to Plaintiffs 1st Set of Interrogatories," May 5, 2008, 18 pages.

U.S. Patent and Trademark Office, Office Action regarding U.S. Appl. No. 12/199,647, dated Mar. 13, 2009, 28 pages.

U.S. Patent and Trademark Office, Office Action regarding U.S. Appl. No. 12/199,631, dated Mar. 13, 2009, 23 pages.

U.S. Patent and Trademark Office, Office Action regarding U.S. Appl. No. 12/200,014, dated Mar. 13, 2009, 16 pages.

U.S. Patent and Trademark Office, Office Action regarding U.S. Appl. No. 12/200,148, dated Mar. 13, 2009, 26 pages.

U.S. Patent and Trademark Office, Office Action regarding U.S. Appl. No. 12/200,305, dated Mar. 13, 2009, 14 pages.

U.S. Patent and Trademark Office, Office Action regarding U.S. Appl. No. 12/200,645, dated Mar. 13, 2009, 15 pages.

U.S. Patent and Trademark Office, Office Action regarding U.S. Appl. No. 12/199,711, dated Apr. 8, 2009, 16 pages.

Zachary, Michael N., of Klarquist Sparkman, LLP and Heuser, Peter E., of Kolisch Hartwell, PC., "Stipulation and Order of Dismissal with Prejudice", Apr. 21, 2009, 4 pages.

U.S. Patent and Trademark Office, Office Action regarding U.S. Appl. No. 12/199,631, dated Aug. 17, 2009, 25 pages.

U.S. Patent and Trademark Office, Office Action regarding U.S. Appl. No. 12/200,645, dated Aug. 17, 2009, 21 pages.

U.S. Patent and Trademark Office, Office Action regarding U.S. Appl. No. 12/200,305, dated Aug. 20, 2009, 21 pages.

U.S. Patent and Trademark Office, Notice of Allowance regarding U.S. Appl. No. 12/199,647, dated Sep. 3, 2009, 30 pages.

U.S. Patent and Trademark Office, Notice of Allowance regarding U.S. Appl. No. 12/199,711, dated Jan. 29, 2010, 8 pages.

U.S. Patent and Trademark Office, Notice of Allowance regarding U.S. Appl. No. 12/200,014, dated Mar. 24, 2010, 5 pages.

U.S. Patent and Trademark Office, Notice of Allowance regarding U.S. Appl. No. 12/200,148, dated Mar. 24, 2010, 4 pages.

U.S. Patent and Trademark Office, Office Action regarding U.S. Appl. No. 12/199,647, dated Apr. 13, 2010, 29 pages.

U.S. Patent and Trademark Office, Notice of Allowance regarding U.S. Appl. No. 12/200,305, dated Apr. 28, 2010, 29 pages.

U.S. Patent and Trademark Office, Notice of Allowance regarding U.S. Appl. No. 12/200,645, dated Jul. 13, 2010, 30 pages.

U.S. Patent and Trademark Office, Office Action regarding U.S. Appl. No. 12/199,647, dated Sep. 16, 2010, 45 pages.

U.S. Patent and Trademark Office, Office Action regarding U.S. Appl. No. 12/199,647, dated Feb. 2, 2011, 21 pages.

U.S. Patent and Trademark Office, Office Action regarding U.S. Appl. No. 12/199,631, dated Feb. 10, 2011, 19 pages.

U.S. Patent and Trademark Office, Notice of Allowance regarding U.S. Appl. No. 12/199,631, dated Jul. 14, 2011, 16 pages.

U.S. Patent and Trademark Office, Notice of Allowance regarding U.S. Appl. No. 12/199,647, dated Sep. 20, 2011, 24 pages.

(56)

References Cited

OTHER PUBLICATIONS

U.S. Patent and Trademark Office, Notice of Allowance for U.S. Appl. No. 12/764,015, dated Apr. 4, 2014, 54 pages.

U.S. Patent and Trademark Office, Notice of Allowance for U.S. Appl. No. 12/764,032, dated Apr. 24, 2014, 65 pages.

U.S. Patent and Trademark Office, Notice of Allowance for U.S. Appl. No. 12/764,015, dated Apr. 28, 2014, 51 pages.

U.S. Patent and Trademark Office, Notice of Allowance for U.S. Appl. No. 10/053,765, dated May 9, 2014, 64 pages.

U.S. Patent and Trademark Office, Notice of Allowance for U.S. Appl. No. 13/477,987, dated Jun. 6, 2014, 26 pages.

U.S. Patent and Trademark Office, Notice of Allowance for U.S. Appl. No. 13/103,958, dated Jun. 18, 2014, 8 pages.

U.S. Patent and Trademark Office, Notice of Allowance for U.S. Appl. No. 09/992,413, dated Jun. 19, 2014, 69 pages.

U.S. Patent and Trademark Office, Notice of Allowance for U.S. Appl. No. 11/929,445, dated Jun. 25, 2014, 61 pages.

U.S. Patent and Trademark Office, Notice of Allowance for U.S. Appl. No. 10/734,481, dated Aug. 27, 2014, 23 pages.

U.S. Patent and Trademark Office, Notice of Allowance for U.S. Appl. No. 13/864,000, dated Aug. 29, 2014, 7 pages.

U.S. Patent and Trademark Office, Notice of Allowance for U.S. Appl. No. 12/783,504, dated Aug. 29, 2014, 78 pages.

U.S. Patent and Trademark Office, Notice of Allowance for U.S. Appl. No. 12/764,015, dated Sep. 11, 2014, 29 pages.

U.S. Patent and Trademark Office, Notice of Allowance for U.S. Appl. No. 10/053,765, dated Sep. 12, 2014, 25 pages.

U.S. Patent and Trademark Office, Notice of Allowance for U.S. Appl. No. 12/764,032, dated Sep. 12, 2014, 29 pages.

U.S. Patent and Trademark Office, Notice of Allowance for U.S. Appl. No. 13/477,987, dated Sep. 26, 2014, 42 pages.

U.S. Patent and Trademark Office, Notice of Allowance for U.S. Appl. No. 09/992,413, dated Oct. 15, 2014, 14 pages.

U.S. Patent and Trademark Office, Notice of Allowance for U.S. Appl. No. 13/047,672, dated Oct. 17, 2014, 33 pages.

U.S. Patent and Trademark Office, Notice of Allowance for U.S. Appl. No. 11/929,445, dated Oct. 24, 2014, 33 pages.

U.S. Patent and Trademark Office, Notice of Allowance for U.S. Appl. No. 12/783,504, dated Nov. 7, 2014, 45 pages.

U.S. Patent and Trademark Office, Notice of Allowance for U.S. Appl. No. 12/764,015, dated Dec. 18, 2014, 29 pages.

U.S. Patent and Trademark Office, Notice of Allowance for U.S. Appl. No. 14/021,974, dated Dec. 19, 2014, 24 pages.

U.S. Patent and Trademark Office, Notice of Allowance for U.S. Appl. No. 10/734,481, dated Dec. 23, 2014, 15 pages.

U.S. Patent and Trademark Office, Notice of Allowance for U.S. Appl. No. 10/053,765, dated Dec. 29, 2014, 50 pages.

U.S. Patent and Trademark Office, Notice of Allowance for U.S. Appl. No. 12/764,032, dated Dec. 31, 2014, 38 pages.

U.S. Patent and Trademark Office, Notice of Allowance for U.S. Appl. No. 13/476,947, dated Jan. 8, 2015, 55 pages.

U.S. Patent and Trademark Office, Notice of Allowance for U.S. Appl. No. 13/708,607, dated Jan. 14, 2015, 66 pages.

U.S. Patent and Trademark Office, Notice of Allowance for U.S. Appl. No. 13/710,306, dated Jan. 21, 2015, 42 pages.

U.S. Patent and Trademark Office, Notice of Allowance for U.S. Appl. No. 13/864,000, dated Dec. 19, 2014, 7 pages.

U.S. Patent and Trademark Office, Office Action for U.S. Appl. No. 13/371,318, dated Mar. 21, 2013, 21 pages.

U.S. Patent and Trademark Office, Notice of Allowance for U.S. Appl. No. 13/371,318, dated Nov. 8, 2013, 16 pages.

U.S. Patent and Trademark Office, Office Action for U.S. Appl. No. 13/371,318, dated Mar. 13, 2014, 19 pages.

U.S. Patent and Trademark Office, Notice of Allowance for U.S. Appl. No. 13/371,318, dated Jul. 30, 2014, 12 pages.

U.S. Patent and Trademark Office, Notice of Allowance for U.S. Appl. No. 13/371,318, dated Nov. 21, 2014, 15 pages.

U.S. Patent and Trademark Office, Office Action for U.S. Appl. No. 13/371,318, dated Mar. 5, 2015, 16 pages.

U.S. Patent and Trademark Office, Office Action for U.S. Appl. No. 13/371,318, dated Jun. 26, 2015, 26 pages.

U.S. Patent and Trademark Office, Office Action for U.S. Appl. No. 13/371,318, dated Oct. 23, 2015, 14 pages.

U.S. Patent and Trademark Office, Office Action for U.S. Appl. No. 13/371,318, dated Mar. 9, 2016, 24 pages.

U.S. Patent and Trademark Office, Notice of Allowance for U.S. Appl. No. 13/371,318, dated Jul. 7, 2016, 19 pages.

U.S. Patent and Trademark Office, Office Action for U.S. Appl. No. 13/371,318, dated Nov. 25, 2016, 16 pages.

U.S. Patent and Trademark Office, Office Action for U.S. Appl. No. 13/371,318, dated Mar. 9, 2017, 9 pages.

U.S. Patent and Trademark Office, Notice of Allowance for U.S. Appl. No. 13/371,318, dated Jul. 25, 2017, 11 pages.

Office Action prepared by the U.S. Patent and Trademark Office for U.S. Appl. No. 15/838,219, dated Aug. 31, 2018, 45 pages.

Office Action prepared by the U.S. Patent and Trademark Office for U.S. Appl. No. 15/839,718, dated Aug. 31, 2018, 45 pages.

Final Office Action prepared by the U.S. Patent and Trademark Office for U.S. Appl. No. 15/838,219, dated Dec. 21, 2018, 19 pages.

Final Office Action prepared by the U.S. Patent and Trademark Office for U.S. Appl. No. 15/839,718, dated Dec. 21, 2018, 20 pages.

Final Office Action prepared by the U.S. Patent and Trademark Office for U.S. Appl. No. 15/838,219, dated Apr. 15, 2019, 18 pages.

Final Office Action prepared by the U.S. Patent and Trademark Office for U.S. Appl. No. 15/839,718, dated Apr. 15, 2019, 18 pages.

Final Office Action prepared by the U.S. Patent and Trademark Office for U.S. Appl. No. 15/838,219, dated Oct. 23, 2019, 16 pages.

Final Office Action prepared by the U.S. Patent and Trademark Office for U.S. Appl. No. 15/839,718, dated Oct. 23, 2019, 17 pages.

Notice of Allowance prepared by the US Patent and Trademark Office for U.S. Appl. No. 15/838,219, dated Feb. 10, 2020, 12 pages.

Notice of Allowance prepared by the US Patent and Trademark Office for U.S. Appl. No. 15/839,718, dated Feb. 10, 2020, 12 pages.

Hoshi et. al., Voice Stream Multiplexing between IP telephony Gateways, IEICE TRANS Dated Apr. 4, 1999.*

* cited by examiner

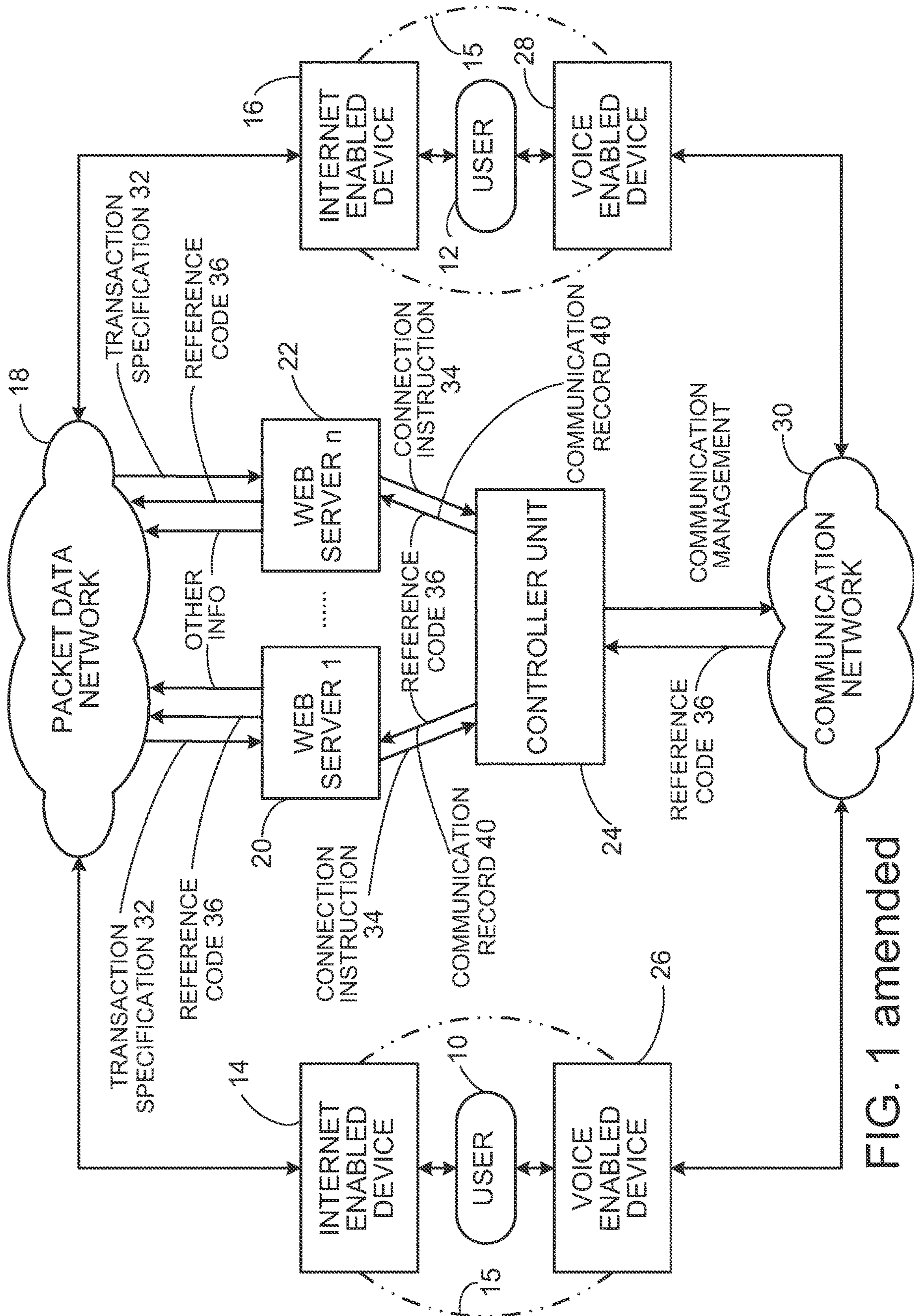


FIG. 1 amended

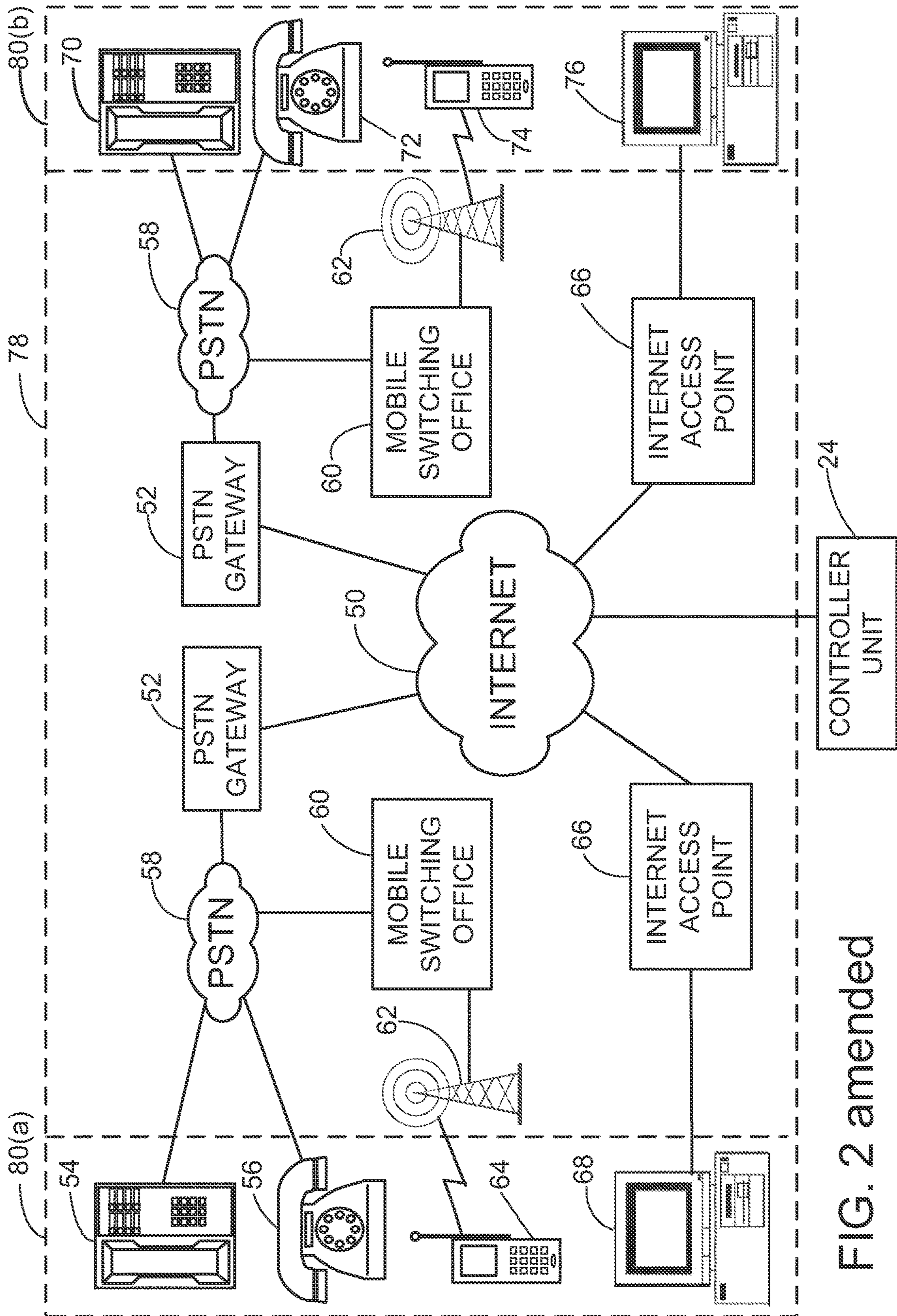


FIG. 2 amended

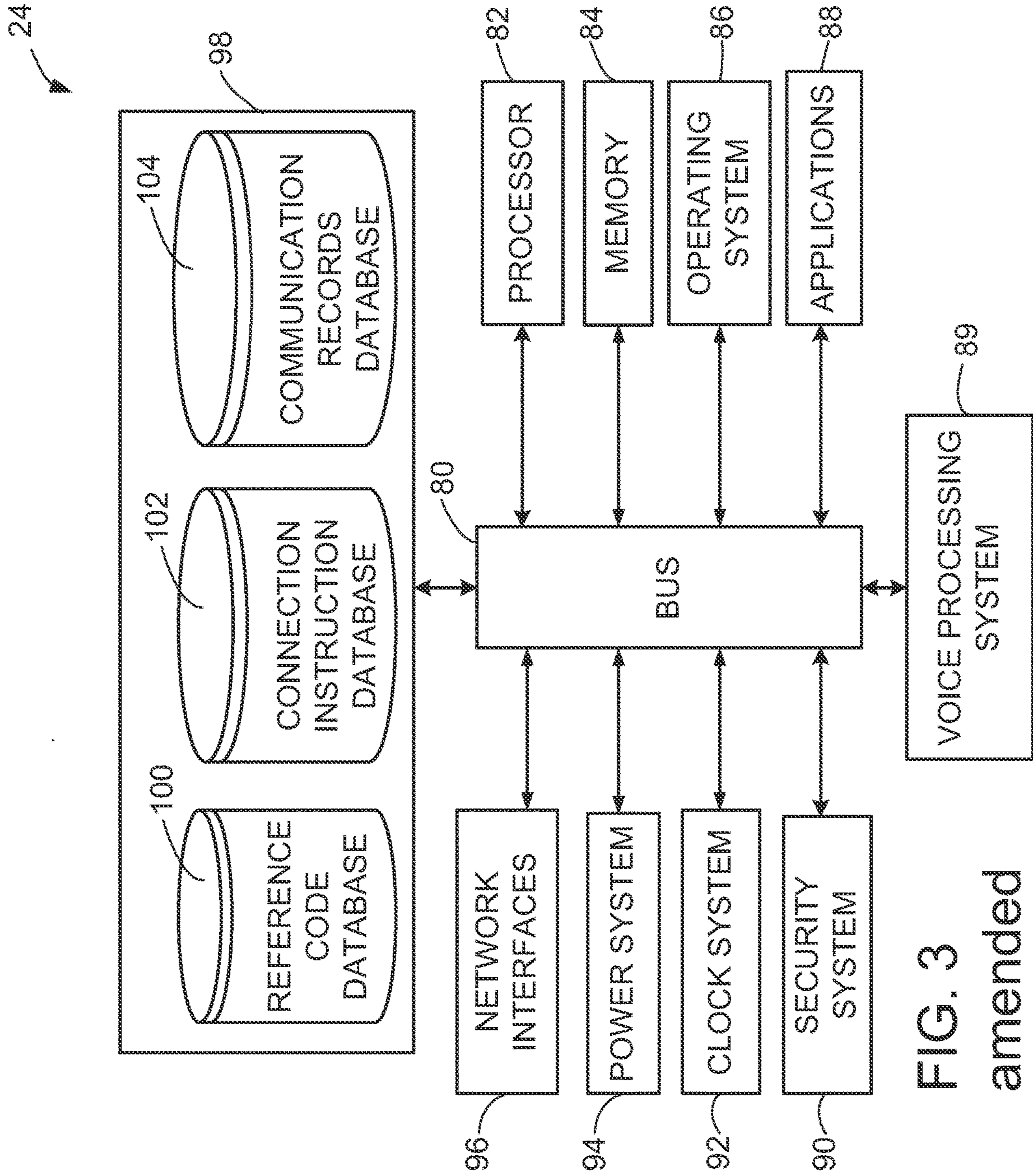


FIG. 3
amended

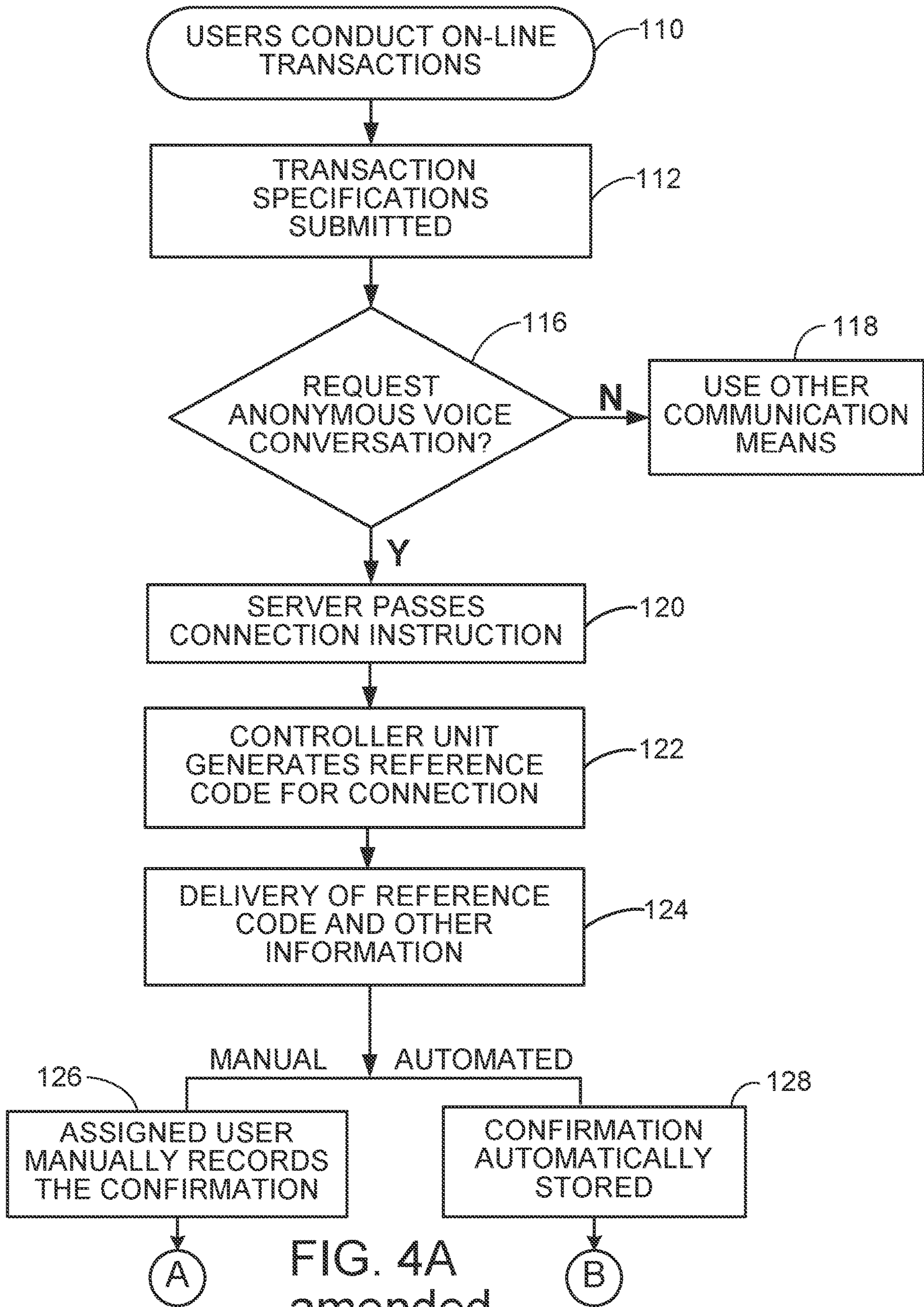


FIG. 4A
amended

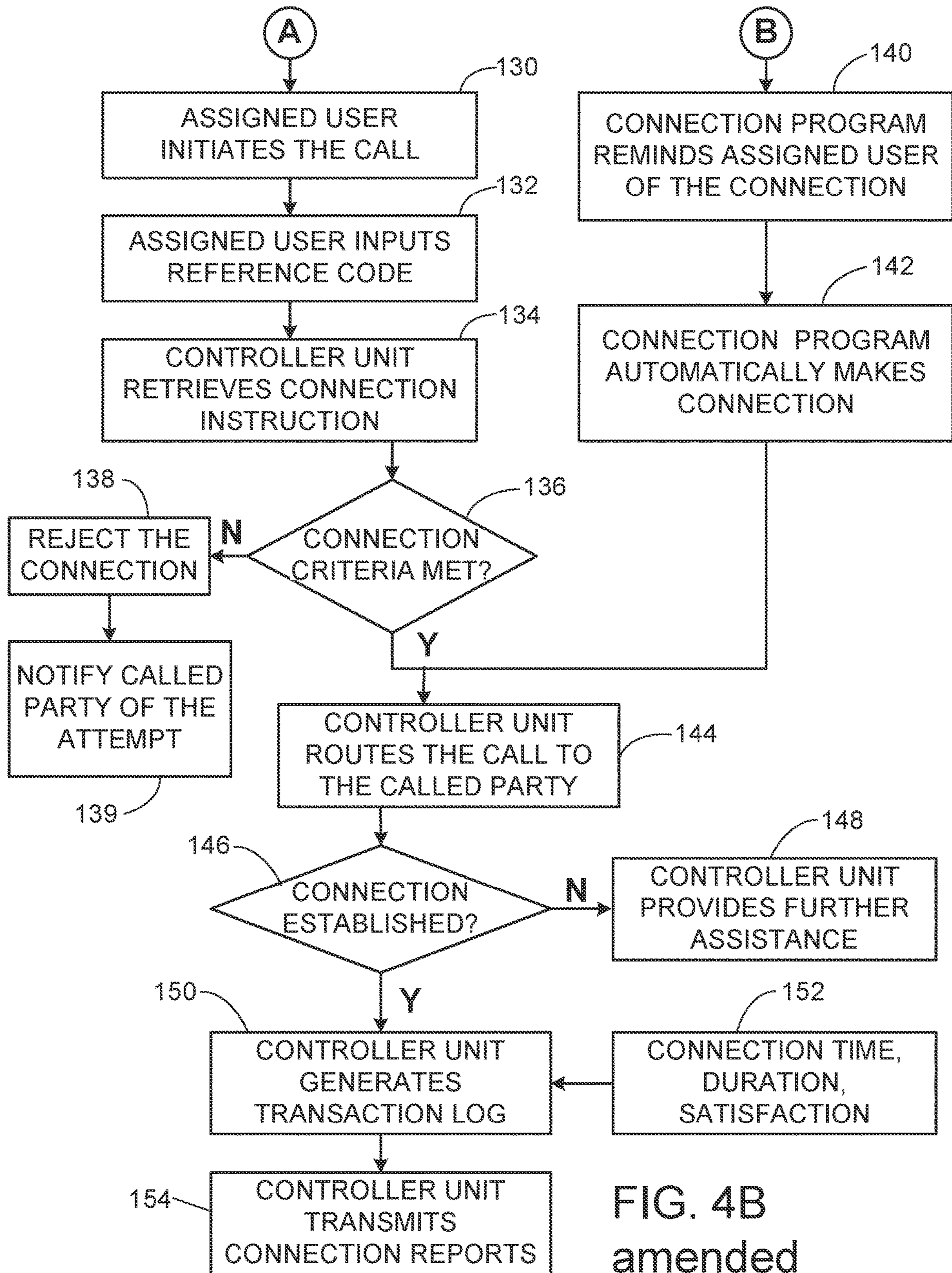


FIG. 4B amended

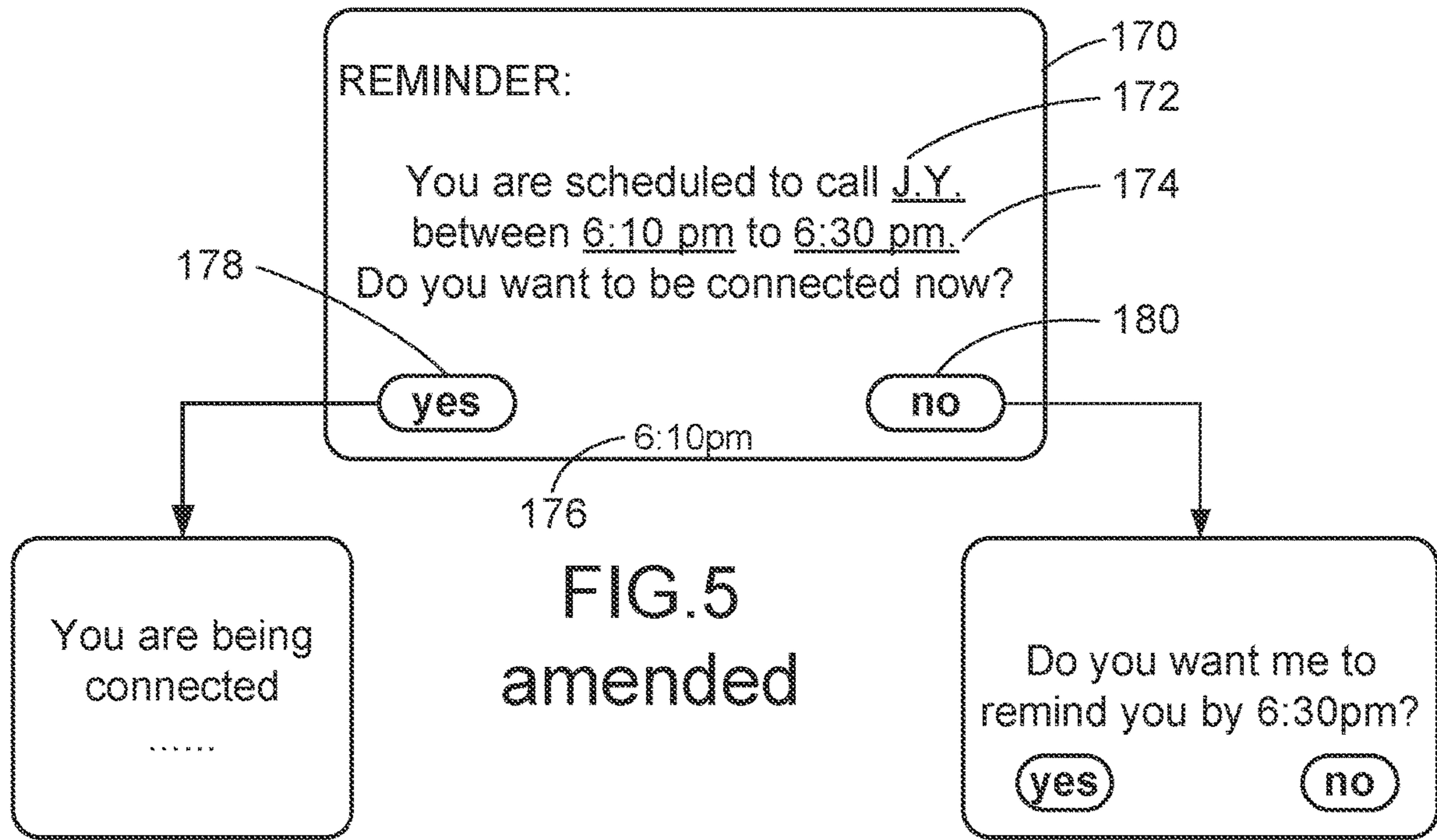


FIG. 5 amended

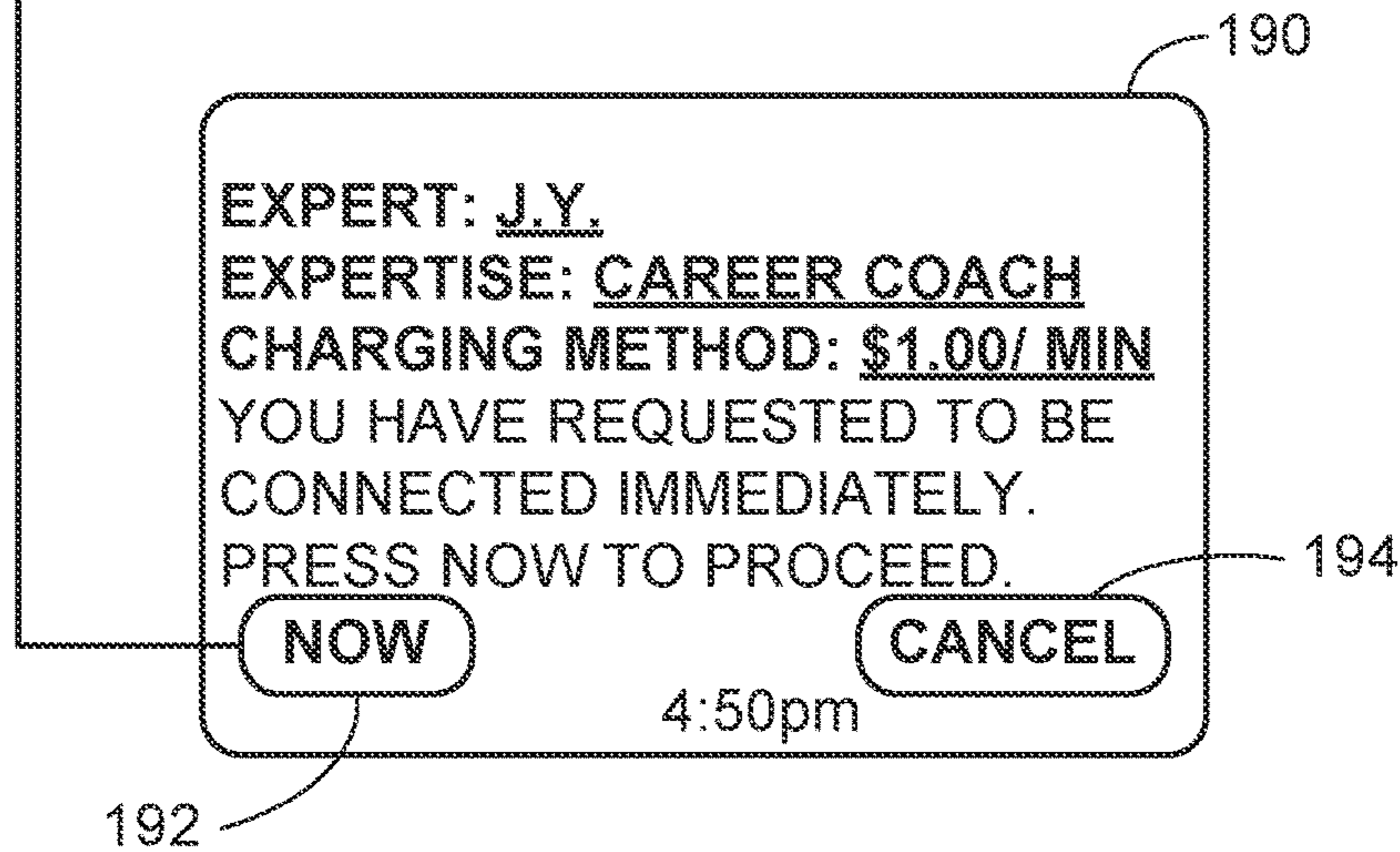


FIG. 6 amended

**APPARATUS, METHODS, OR SOFTWARE
FOR DATA MINING USER INFORMATION
BY PROVIDING SERVICES OVER THE
INTERNET FOR CONNECTING PEOPLE**

Matter enclosed in heavy brackets [] appears in the original patent but forms no part of this reissue specification; matter printed in italics indicates the additions made by reissue; a claim printed with strikethrough indicates that the claim was canceled, disclaimed, or held invalid by a prior post-patent action or proceeding.

CROSS-REFERENCE TO RELATED
APPLICATION

[This application claims benefit of Provisional Application No. 60/230,021 filed Sep. 5, 2000, the entire disclosure of which is hereby incorporated by reference herein for all purposes.]

More than one reissue application has been filed, specifically this is a continuation reissue application of copending application Ser. No. 13/371,318 filed on Feb. 10, 2012, which is to issue on Dec. 12, 2017 as Reissue U.S. Pat. No. RE46,637, which is a continuation reissue application of application Ser. No. 12/199,647 filed on Aug. 27, 2008 and issued on Feb. 14, 2012 as Reissue U.S. Pat. No. RE43,181, which is a reissue application of U.S. Pat. No. 7,099,304 issued on Aug. 29, 2006 for application Ser. No. 09/947,116 filed on Sep. 4, 2001, which claims the benefit of Provisional Application No. 60/230,021 filed on Sep. 5, 2000. The entire disclosure of Provisional Application No. 60/230,021 is hereby incorporated by reference for all purposes. This reissue application is also related to the following reissue applications: Ser. No. 15/838,219, filed Dec. 11, 2017 and issued on Jun. 23, 2020 as U.S. Pat. No. RE48,066; Ser. No. 15/839,718, filed on Dec. 12, 2017 and issued on Jul. 7, 2020 as U.S. Pat. No. RE48,088; Ser. No. 12/199,631 filed on Aug. 27, 2008 and issued on Oct. 11, 2011 as U.S. Pat. No. RE42,828; Ser. No. 12/199,711 filed on Aug. 27, 2008 and issued on Jul. 6, 2010 as U.S. Pat. No. RE41,416; Ser. No. 12/200,014 filed on Aug. 28, 2008 and issued on Aug. 10, 2010 as U.S. Pat. No. RE41,487; Ser. No. 12/200,148 filed on Aug. 28, 2008 and issued on Aug. 17, 2010 as U.S. Pat. No. RE41,532; Ser. No. 12/200,305 filed on Aug. 28, 2008 and issued on Sep. 14, 2010 as U.S. Pat. No. RE41,689; and Ser. No. 12/200,645 filed on Aug. 28, 2008 and issued on Oct. 26, 2010 as U.S. Pat. No. RE41,882.

BACKGROUND OF THE INVENTION

The Internet is a collection of computer networks from which users obtain and share information. The Internet has evolved from the ARPAnet to become the largest computer network in the world. The Internet supports various services. Of these services, the World Wide Web (the "Web") and email are among the most widely used. Of these, the Web comprises a collection of hundreds of millions of documents ("Web pages") written in mark up languages such as HTML, XML, and WML.

In Internet transmissions, Transaction Control Protocol/Internet Protocol ("TCP/IP") is the communication standard. TCP/IP is a suite of protocols enabling communication between each node of the network. With the increasing bandwidth being offered by network carriers, not only data but also voice, audio and video are increasingly being transmitted through the network.

The evolution of the Internet continues and, in so doing, drives Internet-related product development, including in hardware, software and protocols. The Internet is extending in wireless communication and handheld devices. As an example, Internet-enabled cellular phones (such as smart and super phones) combine the features of cellular phones with the ability to access the Internet. As another example, certain personal digital assistants ("PDAs") are directed to couple standard features with wireless access to the Internet. These phones, PDAs and other handheld devices exploit protocols such as, but not limited to, WAP, Web clipping, HDML or CHTML. Through these Internet-enabled devices, it is anticipated that users will not only place phone calls, organize their schedules and/or otherwise exploit the respective device's standard functionality, but also access the Internet for browsing the Web, obtaining information, communicating (e.g., via email) and the like. In so doing, it is also anticipated that the device's standard features and the Internet's benefits will both be enhanced.

The evolution of the Internet also implicates an evolution, if not revolution, in the infrastructure of communication networks. Today, people generally obtain personal access to the Internet by dialing up Internet service providers; the dial up may be carried for example over circuit-switched networks ("CSN"), typically via local telecommunications providers. In dial up, CSNs establish a physical circuit, which is dedicated exclusively to the call between the parties.

While generally available to users, CSNs appear to be in relative decline, being increasingly supplanted by packet-switched technologies. Packet-switched technologies significantly increase a network's speed and capacity. In packet-switched networks, traffic is digitized, compressed, and transported as packets. These networks enable the packets of a particular transmission to travel through various channels from source to destination. Moreover, these networks enable traffic in varied media types, including voice, audio, video, text, data and facsimile. In enabling the varied types, moreover, the networks may deploy technologies (e.g., ATM), which enable significant features, such as quality of service, wherein priorities are assigned to and among the media types (e.g., so that packets of voice communications arrive timely, thereby ensuring adequate fidelity for the conversation).

Packet-switched networks follow open standards. Accordingly, these networks enhance the ability of service providers to deploy new services, including high-bandwidth services for Internet use or otherwise (e.g., television programming and/or video on demand). By comparison, in circuit-switched networks, the call control functionality and the service logic tend to be buried within the switch. Moreover, the functionality generally is proprietary to the switch vendors. As such, new services generally are deployed at the discretion of the switch vendor, not the service providers.

In addition to hardware, software, protocols and infrastructure, the evolution of the Internet also implicates development of new and improved services. Already, marketplaces on the Internet (i.e., virtual marketplaces) are well known and increasingly diverse in direction, content and business model. Ebay, Yahoo, E*Trade and Amazon are examples, each facilitating transactions, including the selling, buying and auctioning of merchandise and the provision of services, with and among enterprises and individuals. The merchandise and services comprise a wide variety, from books to automobiles, to stocks, to calendaring, that seems ever expanding in breadth.

Overcoming the geographic constraints of physical proximity, the Internet also introduces increasing and new opportunities for people to meet and interact with each other. Communities on the Internet (i.e., virtual communities) are well known and increasingly diverse in style, content and target participants. Virtual communities typically offer services and associated tools, such as chat rooms, email and Web publishing. Through these services and tools, virtual communities enable their participants to communicate, including to express their respective views, share common interest(s) and otherwise interact as if in the physical world, and increasingly in ways not available in the physical world.

Virtual marketplaces may facilitate the exchange or trading of ideas, knowledge and information between and among individuals and entities (sometimes referred to collectively herein as “participants”). These virtual marketplaces (“information marketplaces”) tend to have an express or implied premise, understanding or foundation: individuals and entities have one or more interests and/or areas of expertise that can or should be (a) shared with or provided to participants, (b) nurtured/advanced by interaction with participants, and/or (c) otherwise communicated to or with other participants for some derived benefit of either or both participants.

In an example of a transaction in a contemplated information marketplace, a participant (the “initiator”) posts a question, inquiry or view (“posting”) at a selected Web site of the marketplace. The initiator has the goal of obtaining one or more of answers, information, direction, responses or interaction (“response”) from or with one or more participants. The initiator may choose to direct the posting to selected participants (“experts”). The initiator preferably is enabled to select experts based on the experts’ identified or claimed interest/expertise. The initiator may have identified interests and expertise. Indeed, the initiator may also be an expert in the marketplace and, conversely, the expert may also be an initiator in the marketplace.

A contemplated information marketplace preferably supports provision of the qualifications or characteristics of its experts, initiators and/or participants and may do so variously. In an example case, the marketplace publishes qualifications/characteristics (e.g., on Web sites or page(s)). The qualifications/characteristics may be mandated or voluntary, or a combination. The qualifications/characteristics may, particularly in the case of initiators, be selectable by the participant. The qualifications/characteristics may include various data, such as, among others, profile descriptions, transaction history (e.g., in the marketplace), ratings (e.g., marketplace, participant, expert and/or initiator provided), comments and reviews (e.g., marketplace, participant, expert and/or initiator provided), fee schedules or other forms of pricing. Profile descriptions may include, among other things, certifications (e.g., marketplace, professional, or governmental), specialties, sub-area(s) of interest/expertise, education, years of practice, awards, geographic location, and geographic scope or limitation on the interest/expertise. Profile descriptions may also include—particularly for initiators—qualifications or characteristics in the field of the posting, transaction history in the field of the posting, credit rating, age, education level, and geographic location.

Once an initiator selects one or more experts, a next step is to establish a communication link between the initiator and an expert for posting and response (an “information transaction”). A communication link may be variously provided, including via email, online chat and instant messaging. However, a drawback of email is that it relies on text

communication (e.g., typing), with its attendant mechanical challenges. Another drawback of email is the time lag (“latency”) between sending an email and receiving a response. Yet another drawback of email is that it has a low level of interactivity and, as such, tends to be impersonal, ambiguous and inefficient in communication. Accordingly, email tends to hinder experts in providing a response, particularly one suited to and satisfying of the initiator’s needs.

Online chat and instant messaging tend to be more interactive than email. Even so, each also again relies on text communication. Moreover, by their nature, chat and instant messaging tend to introduce an emphasis on speed in that text communication (e.g., fast typing). This emphasis generally is undesirable. Indeed, this emphasis can be a substantial hindrance for people either who are not familiar or adept with keyboards, who are physically excluded from keyboard use and/or whose written language is not based on Roman characters (e.g., those using symbol-based written languages, such as Chinese). Moreover, this emphasis may be specifically undesirable and the hindrance exacerbated in the context of an information instruction (e.g., initiators and/or experts in an information marketplace find the emphasis on rapid typing to be detrimental to an information instruction).

Given these drawbacks, a contemplated information marketplace preferably supplants or supplements email, online chat and instant messaging with other forms of Internet-based or Internet-related communication. Such forms of communication typically rely—at least in part—on voice communication. These forms include audio and/or audio/video conferencing, with or without text communication. These forms are desirable in their enhanced interactivity, reduced latency and de-emphasis on writing, particularly rapid writing. As such, these forms tend to provide more personal, direct, clear and efficient communication. These forms are simply more natural. Accordingly, these forms tend to be particularly desirable for initiators and experts alike in the context of an information marketplace.

Although voice communication tends to be more direct, efficient and otherwise desirable than e-mail, chat, and instant messaging, voice communication also tends to have some drawbacks. In particular, voice communication generally is subject to a lower level of anonymity (whether real or perceived) than is typically associated with each of email, chat and instant messaging.

Anonymity typically characterizes interaction and other communication via the Internet. For example, people are enabled to interact and otherwise communicate in cyber space without revealing much, if any, personal information, such as legal names or phone numbers.

Internet users tend to prefer anonymity for various reasons. As an example, an employee using the Internet to search for a new job desires anonymity so as to preclude any revelation of their identity to a current employer, supervisors and/or colleagues. As another example, an individual who has provided personal financial data to an online planner may desire anonymity so that the data is not associated with the individual’s identity (such association potentially transforming the raw data into valuable information). As yet another example, members of Internet communities use various kinds of substitute names (e.g., aliases, nicknames or user names) in communicating with each other.

The shortfall of anonymity in voice communications—particularly conversations conducted via the standard telephone system—tends to introduce problems with privacy, particularly expectations of privacy. A common such prob-

5

lem is the receipt of unwanted phone calls. These unwanted calls can be annoying (e.g., telephone calls from telemarketers), disturbing (e.g., contact from objectionable political organizations) and even frightening (e.g., intrusions from ostensibly dangerous individuals). Perhaps because voice communication is direct, unwanted calls tend to be difficult to terminate. Perhaps because telephone conversations are more personal, people tend not to fully block, automatically reject or otherwise absolutely deal with calls from unknown sources, which calls have a tendency to be unwanted but which could cause desirable or important calls to be missed (e.g., a friend of family member calling for emergency assistance).

Based at least in part on concerns about unwanted calls, people remain reluctant to disclose their phone numbers, particularly their home telephone and personal cellular numbers. This reluctance also tends to reflect, at least in part, the perception that phone numbers enable the recipients to more readily discover personal information about the person that disclosed the number, such as name and physical address. This reluctance also tends to result in slow acceptance and lesser use among Internet users of voice communication (i.e., as compared to email, chat and instant messaging), whether such communication is Internet-based or Internet-related (e.g., via standard telephone service (also known as the plain old telephone system ("POTS")), but initiated by or in connection with Internet services).

It is desirable, then, to integrate voice communication and anonymity. An example of such integration may be illustrated in the context of an information marketplace. There, an initiator determines to conduct an information instruction with a selected expert via voice communication. To do so, the initiator submits a request for voice communication with the selected expert, the submission being through the Internet to the operator or other infrastructure of the information marketplace (or other service or system that supports linking by voice communication). The marketplace contacts the selected expert. The contact may be via (a) the Internet, so as to support voice communication as voice over Internet protocol ("VoIP") or (b) telephone service. In either case, if the contact results in establishing a voice communication link with the expert, the marketplace maintains that link (e.g., puts the expert on hold) while establishing voice connection with the initiator before connecting the expert and the initiator. The marketplace makes that connection, in one case, by linking the initiator and the expert over the Internet, with the marketplace either interposed in the transmission of packets or enabling direct transmission. In another case, the marketplace bridges between the initiator communicating over the Internet (e.g., VoIP) and the expert communicating via standard telephony. In yet another case, the marketplace connects by contacting the initiator by telephone and, once the initiator is on the line, connecting the initiator with the expert who is also linked by telephone. In each and any case, a connection is made and voice communication is enabled, characterized by enhanced support for anonymity.

Integration of anonymity and voice communication in this form tends to have shortfalls. One of the shortfalls is that a party may be contacted, without advance notice and at any time by the marketplace, responsive to any initiator's request. That scope of contact tends to deprive the contacted party of control over their respective schedules, which in turn, tends to degrade productivity and efficiency in their work and to reduce the quality of their personal time. Indeed, without advance notice of calls in an information marketplace, an expert may be induced to keep the telephone

6

proximate at all times, so as to either take calls in interruption of other work or play and/or to forestall work or play in anticipation of calls (e.g., calls that might never arise). This tends to have enhanced relevance in the commercial or professional context, wherein the expert seeks to provide high quality and highly responsive service to clients (e.g., initiators) so as to, among other things, keep clients satisfied and otherwise happy with the provided services (e.g., to avoid unanswered calls).

One solution to this shortfall is to support specified times and/or time range(s) during which a party (e.g., an expert of an information marketplace) is committed to be available for receipt of calls from the information marketplace. In the information marketplace, these times and ranges are office hours. During an expert's office hours, the expert commits, or even guarantees, to be present to receive calls from the marketplace. At the same time, the expert benefits by enhanced knowledge of and personal control over, when such calls, if any, may arise.

This solution, however, also has shortfalls. In the information marketplace, one shortfall is its tendency to reduce, from an already finite number of experts available via the marketplace, the number of experts actually available at any given time. That is, at any given time, it is to be expected that, via the marketplace, less than all of the experts are within their office hours. Moreover, even if a particular expert is within their office hours, a reduced supply of experts will tend to reduce the frequency at which requests result in a connection (e.g., the expert will have an increased chance of being busy with another, earlier initiator).

Another shortfall is that the initiator will generally attempt to contact the expert promptly, if not immediately or substantially immediately, after indicating interest in contact, and this might not be convenient for the expert even if the initiator attempts to make contact within the expert's office hours.

As another example, a service or system supporting integration may assign individuals and entities respective user codes, each of which uniquely identifies the particular user. To support such codes, the service/system stores the codes, e.g., in one or more databases. Preferably, the service/system associates the codes with the telephone number and/or contact information of the respective individuals and entities.

The service/system may use the user codes variously. For example, in a virtual chat room context, the service/system may enable participants to place an advertisement (e.g., in a publication, such as a physical or virtual magazine) carrying the telephone number of the marketplace and citing the user code. In that circumstance, an observer of the advertisement may contact the participant by placing a telephone call to the marketplace and entering the user code. The service/system then establishes the communication link to the participant, e.g., by placing the observer on hold, retrieving the participant's telephone number by association with the user code, contacting the participant and, once the participant is contacted and found to be available, connecting the participant with the calling observer. In this manner, the observer does not know the actual phone number of the participant, thus preserving the participant's anonymity.

This design is suitable for chat rooms where participants talk to each other casually, and the system only needs to identify different participants. However, user code is not sufficient to identify and describe different transactions having different transaction specifications and connection

criteria among participants, as in the context of an information marketplace where participants buy and sell information.

As still another example, a service or system supporting integration of anonymity and voice communication may assign each user a contact code, the contact code identifying each user as a party to a scheduled voice communication. The contact code may be one or more groups of alphanumeric characters (e.g., if the contact code comprises a call code and password, it may be provided as one or two numbers). In supporting contact codes, the service/system enables the parties to place separate telephone calls (through the public switched telephone network or via the Internet) to the service/system (or related infrastructure) at a scheduled time. Upon connection with the service/system, each party enters their respective contact codes (e.g., through their telephone keypads). The service/system compares the contact codes entered by the parties and connects the telephone calls if the contact codes are proper (e.g., the codes must either match exactly or match in accordance with predetermined criteria).

Yet another example is an extension of the contact code feature. In this case, the service/system creates, after the first successful connection between two parties, a record indicative of these two parties and/or of the connection. Based on that record, the service/system may be configured to connect either party to the other when, in the future, one party dials into the system and inputs their contact code. That is, the service/system places a call to the non-calling party, rather than requiring the non-calling party to dial in. In such case, the service/system may be configured to support (a) provision of information to the called party about the calling party, e.g., upon the service/system contacting the called party, (b) a request that the called party enter their contact code, (c) a combination of these. The service/system may be configured so that either or both parties may elect in or out of this feature.

In addition to the shortfall of using user code, this method requires participants placing separate phone calls to the service/system at the same time.

SUMMARY OF THE INVENTION

It has now been recognized that the services/systems described above do not allow one or more parties to specify the nature of the transaction, e.g. with respect to time or time interval, billing arrangements, and other variables.

In accordance with a first aspect of the invention there is provided a method of facilitating anonymous voice communication between a first station and a second station, at least the second station having an address for voice communication, the method comprising providing an interface that allows input of a transaction specification from at least one of the first and second stations, generating a reference code associated with the transaction, there being a defined relationship between the reference code and said address, supplying the reference code to at least the first station, receiving a voice communication request from the first station, receiving the reference code from the first station, using the reference code to recover said address, and opening a channel for voice communication between said first and second stations, whereby voice communication can be established between the first and second stations without providing said address to the first station.

In accordance with a second aspect of the invention there is provided a method of establishing anonymous voice communication between a first station and a second station,

at least the second station having an address for voice communication, the method comprising supplying a transaction specification from at least one of the first and second stations to a controller, generating a reference code associated with the transaction at the controller, there being a defined relationship between the reference code and said address, supplying the reference code from the controller to at least the first station, making a voice communication request from the first station to the controller, supplying the reference code from the first station to the controller, using the controller to recover said address from the reference code, and opening a channel for voice communication between said first and second stations.

In accordance with a third aspect of the invention there is provided an apparatus for facilitating anonymous voice communication between a first party and a second party, at least the second party having an address for voice communication, including a means for enabling negotiation of a transaction specification, a means for generating a reference code, there being a defined relationship between the reference code and said address, and for supplying the reference code to the first party, a means for receiving a voice communication request from the first party and for receiving the reference code from the first party, a means for using the reference code to recover said address, and a means for opening a voice communication channel between said first party and said address without supplying said address to the first party.

A preferred embodiment of the invention facilitates anonymous voice communication between parties involved in online transactions.

In a preferred embodiment of the invention, either/both parties are able to schedule individually or in coordination one or more future (and/or immediate) appointments for voice communication while preserving anonymity.

A preferred embodiment of the invention allows transacting parties to specify their mutually agreed connection criteria, such as connection time frame, which party should initiate the connection, charging method and duration of the communication. Referring to the example of an expert community, experts are not restricted to their office hours without knowing when, if ever, they will be contacted by the system for servicing a user request. On the other hand, users would be able to have access to all registered experts without having to wait for their office hours because both parties can set up mutually agreed upon appointment time for voice communication.

In various forms of integration of voice communication and anonymity, one or more additional features may be desirable. As an example, a service or system supporting integration may provide a transaction tracking mechanism and/or process that enables identification and cataloging of a user's various transactions. Such mechanism and/or process responds to the fact that a given user may have a history of transactions and, at any given time, may be involved in several transactions, with each such past and current transaction typically having different attributes and connection criteria.

To illustrate by scenario, users A, B and C are participants in an information marketplace. In the marketplace, participant A is an expert in both career planning and fishing. Participant A is counseling participants B and C, individually, as to career planning, with the assistance being provided via anonymous voice communication. Participant A is also advising participant C as to fishing skills, which advice is provided via email. Participant A charges different fees to participant B than to participant C for career planning, based

on the differing complexity of the cases. Participant A charges participant C a much lower price for the fishing advice. Moreover, participant A counsels participants B and C during daytime hours, while responding to C on fishing skills only during evening hours. Participant A also places restrictions on the times during which participants B and C are permitted to make contact for career counseling.

In the above scenario, the transaction tracking mechanism/process preferably is implemented so as (a) to differentiate among transactions, even if the transactions are between the same two participants and (b) to track, for each such transaction, the transaction's attributes, such as, but not limited to, fees or other pricing, elapsed time, connection type (e.g., voice, chat, email, etc.), and scheduling.

In a preferred embodiment of the invention, relating to this example, a reference code is associated with each transaction. The use of a transaction specific reference code makes it possible to manage each voice communication event individually according to connection criteria agreed by transacting parties. Assigning a reference code to each transaction provide more manageable flexibility. For example, user A can request to be connected to B and C separately. Since these two transactions have different reference codes, the system would know how to charge B and C differently for the connection. User C is to be connected with at least twice, once for career coaching and once for fishing tips. With different reference codes, the system is able to distinguish which connection is for career coaching and which is for fishing tips, and therefore, charge C accordingly.

A service or system supporting integration preferably offers network flexibility. Preferably the service/system is Internet-based, but also compatible with circuit-switched networks. In addition, the service/system preferably is not restricted to circuit-switched networks for establishment of communication links between parties, particularly for voice communication.

Still further, a preferred embodiment of the invention provides a method and apparatus to guarantee fulfillment of pre-agreed criteria of the transaction specification. For example, in a preferred embodiment of the invention the connection can only be established during a pre-agreed connection time frame. Connection request outside of the pre-agreed time frame may be rejected. This time frame, as an attribute of the transaction specification, is inputted by the user and stored in a database. This information can be retrieved from the database using the reference code. A controller unit qualifies the connection according to the transaction specification, such as the pre-agreed appointment time. The controller unit also monitors the connection and generates logs, which can be used to bill the user based on pre-agreed rate.

A preferred embodiment of the invention provides an automated process for end users to be connected automatically without manual input. The process of obtaining the reference code, connecting to the controller unit and inputting the reference code can be automated by a software program or hardware component in the communication device of the user. Therefore, with a click of a button, the user is anonymously and automatically connected with the other party for voice communication.

As yet another example, a service or system supporting integration may implement analytical services based on information (e.g., stored by the service/system) about users of the service/system, particularly in the context of voice communication. The service/system may be implemented to gather such information, either from the user, or from other

users, or from third party sources or from the user's activity within the service/system. In the context of an information marketplace, this information may comprise some or all of the characteristics, qualifications and/or profiles of the participant.

An illustration of this feature is implementation of the service/system to analyze for matches between individuals and/or entities and, based on those matches, to establish communication links between the matched parties. In so establishing these links, the service/system may merely suggest that the parties communicate or may automatically initiate the links. Indeed, the service/system may be configured so that either or both parties may elect in or out of this matching feature and, if electing in, may select between suggestion and automatic treatment. In any such case, the service/system preferably provides information to each party about the other (e.g., interests and expertise, and why/how the match occurred). Particularly in the case of automatic initiation, the service/system preferably makes such provision in advance (e.g., prior to the call or at the outset of the connection with each party).

BRIEF DESCRIPTION OF THE DRAWINGS

For a better understanding of the invention, and to show how the same may be carried into effect, reference will now be made, by way of example, to the accompanying drawings, in which

FIG. 1 provides a conceptualized illustration of the anonymous connection system,

FIG. 2 shows a simplified diagram of an Internet based communication system,

FIG. 3 provides a block diagram showing one embodiment of the controller unit,

FIG. 4A illustrates an embodiment showing the process of how a reference code is generated for each anonymous voice communication request from end users,

FIG. 4B illustrates an embodiment of the process to establish anonymous connection between two parties using the reference code,

FIG. 5 shows an exemplary user interface for the reminder function, and

FIG. 6 shows an exemplary user interface to utilize the automatic connection function.

DETAILED DESCRIPTION

Turning to the Figures, FIG. 1 illustrates one service/system that integrates voice communication and anonymity. The system comprises (a) devices 14, 16 capable of transmitting packet data (henceforth referred to as "internet-enabled devices"), (b) a packet data network 18, (c) a communication network 30, (d) voice-enabled devices 26, 28, (e) controller unit 24, and (f) at least one server 20, 22. The internet-enabled devices 14, 16 can be variously implemented, including, without limitation, as desktop or laptop personal computers, as Internet appliances, and as PDAs or other handheld devices (e.g., smart phones with Internet accessibility). Voice-enabled devices 26, 28 enable users 10, 12 to conduct voice communications.

It is to be recognized that, although devices 14, 16 are shown separately from corresponding devices 26, 28, the functions of the respective devices may be provided via one apparatus, without departing from the principles of the invention. To illustrate, the devices 14 and 26, as well as the devices 16 and 28, may be integrated, e.g., as a Web-enabled digital cellular phone, and/or a connected personal computer

11

with a speaker and microphone. Dotted lines **15** are set forth to indicate these configuration options.

The packet data network **18** typically is a packet switched network and preferably operates using open protocols. The network **18** generally is the Internet, but it can also comprise other publicly available networks, as well as private networks, such as a local area network (LAN) and/or an intranet. The packet data network **18** can also be a combination of these types of networks, or otherwise, so long as it provides the functions described herein.

The servers **20-22** may be variously implemented provided they support the functions described herein and, in particular, support the integration of voice communication and anonymity. Accordingly, servers **20-22** may be singular or plural in number.

The servers **20-22** preferably comprise Web servers implemented to host at least one and typically plural Web sites. Generally, such servers **20-22** host the front ends of such Web sites, which typically are otherwise independent (e.g. separately owned and/or operated) of the servers **20-22**.

It is to be recognized that the servers **20-22**, in providing a service to independent Web sites, may also be implemented to support (directly or indirectly) features, functions, services and applications other than the integration of voice and anonymity. That support reflects that the hosted Web sites may offer a variety of features, functions, services and applications (e.g., information marketplaces). These features, functions, services and applications may be recognized by users who access one or more of the Web pages typically comprising a hosted Web site. These features, functions, services and applications may also be unrecognized by (or even hidden from) users, such as, as examples, directory service, database inquiry, transaction processing, and security monitoring.

It is also to be recognized that the servers **20-22** may enable communication other than by voice. As such, the servers **20-22** may comprise email, fax, text messaging or other servers operating via packet data network **18**. It is also to be recognized that the servers **20-22** may comprise gateways to the communication network **30**, such as to provide voice messaging. In this latter example, the servers **20-22** may support either/both voice recognition (e.g., to acquire and identify all or part of incoming messages) and/or voice synthesis (e.g., to deliver messages with users, either in established network mailboxes or for personal delivery to the user or their message machine).

Controller unit **24** typically is implemented to manage and coordinate operation of the service/system so as to integrate voice communication and anonymity. In the case of an information marketplace, the unit **24** preferably provides for establishment of communication links between an initiator and an expert, particularly when the initiator requests voice communications, and while ensuring the anonymity of either/both the initiator and/or the expert.

Communication network **30** may be variously implemented. In one embodiment, the network **30** comprises a conventional, circuit-switched network (e.g., the public switched telephone network ("PSTN")). In another embodiment, the network **30** comprises a packet-switched network, such as the Internet, supporting VoIP. In still another embodiment, the network **30** comprises a private data network which embodiment tends to provide an enhanced service level (e.g., quality of service). In yet another embodiment, the network **30** is optimized to employ a combination of one or more of the above-described embodiments, depending on factors such as what technologies are

12

available to each user, quality of service needs, user convenience, costs incurred and fees charged (e.g., user-selected fee rates), and the like.

It is to be recognized that although the communication network **30** and packet data network **18** are illustrated as separate elements in FIG. 1, the communication network **30** may be integrated with the packet data network **18**. As an example, the communication network **30** need not be a circuit switched network. Moreover, the packet data and communication networks **18, 30** may be implemented using some or all of the same infrastructure. In a specific example, the networks **18, 30** may both be implemented to support TCP/IP or otherwise deploy or support the Internet in order to transmit data (e.g., the signals described above) and voice communication (e.g., VoIP).

The above-described components of the service/system are coupled among one another by wired or wireless technologies, or both. From coupling to coupling, these technologies may comprise network equipment, such as, but not limited to, servers, modems, routers, bridges and gateways. Such network equipment is well known and understood by one of ordinary skill in that art and, as such, is not shown in FIG. 1.

Various signals are transmitted between and among components of the service/system. The signals include transaction specification **32**, connection instruction **34**, reference code **36**, and communication record **40**.

Transaction specifications **32** include specifications, characteristics and other parameters (referred to sometimes hereafter, in the context of transaction specifications, individually and collectively as "parameters") associated with and describing a proposed transaction. These parameters preferably include the type of product/service being exchanged, the quality of the product/service, fees or other price, if any (e.g., pre-agreed fees), delivery or appointment time(s), and other related requirements. These parameters preferably also includes an indication as to whether there is a request for anonymous voice communication and/or any other specification of whether the transaction is to comprise voice communication. These parameters may also include additional information sought by the service/system, such as to obtain information (a) omitted from submitted transaction specification(s), (b) related to submitted transaction specifications, (c) sought by the service/system, and/or (d) combinations of these. Additional information, as an example, may include data as to which user initiates an appointed transaction wherein voice communication is requested/accepted and/or the related contact information for use by the service/system to preserve anonymity in establishing the connection for the applicable communication.

Transaction specifications **32** may be obtained from various combinations of user(s). As one example, only one of the users **10, 12** provides a transaction specification **32** in connection with a particular transaction. In such case, a user that does not provide a specification **32** typically will have furnished the same, similar or sufficient information, in advance, to the service/system. That information preferably is relevant to transactions generally (e.g., fees, times available, etc.). Also, that information may be provided actively (e.g., by completing information requests of the service/system) or passively (e.g., by the service/system's collection of data and/or data mining of same in the context of the user's history of transactions). In having furnished such advance information, a user is relieved of providing a transaction specification **32**. It is to be recognized, however, that this relief may be case-by-case (e.g., as to specific transactions, or parameters thereof, such as, a listed user)

13

and/or time-to-time (e.g., as to transaction posed for certain time frames), such that, in any particular case or time, this user may ultimately submit a transaction specification **32** (e.g., when polled by the service/system).

In an alternative, one user may be relieved of providing a transaction specification because the system/server effectively provides that user's transaction specification. This circumstance may arise variously, e.g., based on the business model or other operation standards of the service/system. In a particular case of this alternative, the system/server or either/both users may establish that only the transaction specification **32** of the user initiating communication is to be obtained/recognized (e.g., in an information marketplace, the initiator's transaction specification **32** controls). In another particular case, the system/server or either/both users may establish that only the transaction specification **32** of the user sought for communication is to be obtained/recognized (e.g., in an information marketplace, the expert's transaction specification **32** controls). In any case, the relief may be case-by-case and/or time-to-time, as described above.

As an extension of the above, the service/system also supports operation wherein neither party provides transaction specifications **32**. In accordance with the above, this extension responds to both users providing advance information relevant to transaction specifications **32**. Based on that information (and perhaps responsive to observed patterns of a user's conduct, e.g., Web surfing), the service/system determines one or more transactions that may be available and/or appropriate to the users. Preferably, the service/system provides to each user the parameters of the transaction(s) available to the respective user (e.g., via servers **20-22**, as Web-page content, as an email, as an instant message, as a fax (Internet- or POTS-based), and/or as a voice message). The service/system may be implemented to schedule a particular transaction, or suggest a schedule for same.

As another example, both users **10, 12** provide transaction specifications **32**. This example admits various cases. In one case, the transaction specifications **32** are the same. This case applies where the specification have character-by-character congruence. This case also applies where one user acknowledges the other's specification, either explicitly or tacitly (e.g., where the specification is negotiated to agreement between the parties in advance, as described further below). This case yet also applies where one user abdicates, for whatever reason, to the other user's specification.

In another case, the transaction specifications are different. In this case, one or both user(s) may provide information, which is specific to that user or otherwise irrelevant to, outside the knowledge of, and/or not assigned by the service/system to be provided by, the other user. To illustrate, each user may provide a user name and/or contact information that differs from the other. To illustrate further, one user may provide data about the transaction that is required solely from that user by the service/system (e.g., in the context of an information marketplace, an expert is required to provide a curriculum as to the instant transaction). In either such case, the service/system may participate similar to as described above when one or no user provides transaction specifications **32** to relieve one or both users from having to provide certain information in the respective transaction specifications **32** (e.g., the same or different information for each user), including, or not, from case-to-case and time-to-time.

Transaction specification(s) **32** may also involve various processes. As an example, one or more users may submit a

14

transaction specification **32** based on negotiation with the other user and/or the service/system. The negotiation may be conducted via a communication network (e.g., POTS or fax) and/or a packet data network (e.g., email and/or instant messaging) and/or otherwise. In one alternative, the negotiation may be conducted, in whole or in part, via the service/system. In one form of this alternative, the negotiation may be conducted via the transaction specifications **32**, where these specifications are submitted and, as necessary, iteratively re-submitted by each of the negotiating users (and/or the service/system) toward reaching agreement. At the same time, the negotiation may be conducted via the service/system other than through use of the transaction specifications **32**. In any case, any such negotiation preferably culminates in each submitting user's submission of a transaction specification that is final to the transaction.

In any case, a negotiation generally implicates some or all of the parameters of the transaction. Following negotiation of the implicated parameters, the submitting users preferably submit respective specifications **32** reflecting the agreements with the other users and/or service/system. If not all parameters are negotiated to agreement; the submitting users may submit the transaction specification **32** based on an implementation wherein the service/system arbitrates the undecided parameters. In such case, the service/system may be implemented not only to arbitrate the undecided parameters, but also to mediate agreement on such parameters (e.g., by providing alternatives of same to users), and/or to determine such parameters and/or to suggest changes or determine changes to otherwise agreed on parameters.

In the context of an information marketplace, an initiator and expert may engage in a negotiation process toward agreeing on the parameters of one information transaction (or plural information transactions), and submission of one or more specifications **32** relating to the information transaction. The negotiation may involve give and take by both participants. On the other hand, the negotiation may be straightforward, such as if the expert simply accepts the parameters proposed by the initiator, or vice versa (e.g., the initiator may accept all the parameters set forth by the expert via Web pages or otherwise via the service/system). In this context, the participants may submit separate-but-congruent transaction specifications, or they may submit only one transaction specification between them, with the non-submitting participant either acknowledging that specification (e.g., an express indication that the participant has reviewed and approved the specification) or not.

The transaction specification(s) **32** preferably are obtained through the packet data network **18**. More specifically, the transaction specifications preferably are obtained via servers **20-22**, e.g., as Web page content, as email, as instant message, as an Internet-based fax and/or otherwise. However, the transaction specifications may be obtained via the communication network **30**, e.g., as POTS-based fax and/or as a voice message. In this latter aspect, the transaction specifications preferably are obtained and recognized automatically, e.g., through voice and or character recognition.

A connection instruction **34** provides information on a proposed connection between users **10, 12**. A connection instruction's information may be variously configured, e.g., from service/system to service/system, or from type to type. As an example, a connection instruction **34** may include one or more of a connection's type (e.g., email, chat, voice, video, etc.), time frames (e.g., day/date for initiation and conclusion), connection process (e.g., which user(s) initiate, via what network(s) and how), charging method (e.g., by

duration, connection time or fixed sum) and contact information (e.g., phone number, IP address, domain name, Web server information, security information, chat alias and/or email address). Generally, the connection instruction(s) **34** include contact information of at least one user in the proposed communication.

As an illustrative example, the servers **20-22** provide one or more connection instruction(s) **34** in association with an applicable transaction between users **10, 12**. The servers **20-22** preferably generate connection instruction(s) **34** based on and/or responsive to one or more transaction specifications **32**. The servers **20-22** may also generate connection instruction(s) **34** based on and/or responsive to information stored within the service/system, such as within databases associated with one or more servers **20-22** (e.g., user profile databases). This latter information may include, as non-exhaustive examples, either/both associated billing preferences and/or contact information.

The servers might not have access to the same transaction instruction(s) and/or the same information from other sources, including databases. Accordingly, a transaction may associate with plurality of connection instructions **34**. These instructions may not be equivalent. Typically, however, they are complementary or supplementary of one another.

Also as an illustrative example, a connection instruction **34** is assembled from information extracted from one or more transaction specifications **32**. In the specific case of transactions involving voice communication, one or more servers **20-22** extract information relevant to voice communication (e.g., voice communication request, connection time frame, payment method, who initiates the call, etc.) and assemble that information into one or more connection instructions **34**. These connection instructions **34** may provide for voice communication in combination with one or more other forms of communication.

If the transaction specification **32** directs other than voice communication, the applicable servers **20-22** extract and assemble a connection instruction **34** relevant to that communication type. In this latter case, however, the service/system may also be implemented to provide connection instructions **34** that cover voice communication (i.e., even if not originally requested). To do so, the service/system may provide the information for voice communication either in a separate connection instruction or integrated in one connection instruction.

Servers **20-22** preferably forward connection instructions **34** to the controller unit **24**. It is to be recognized that the controller unit **24** may receive connection instruction(s) from multiple, independent servers. It is also to be recognized that the controller unit **24** may be implemented to generate connection instructions, either instead of or in conjunction with the servers **20-22** (e.g., where transaction specifications are obtained via the communication network **30**, e.g., as POTS-based fax subject to character recognition and/or as a voice messaging subject to voice recognition). In this latter case, the connection instructions **34** preferably are based on and/or responsive to one or more transaction specifications **32**, together with or apart from information stored within the service/system, such as within databases associated with one or more servers **20-22** (e.g., user profile databases).

The controller unit **24** preferably stores the connection instruction(s) **34**. The storage can be variously implemented, e.g., in format, duration and/or comprehensiveness. As an example, the storage may be terminated after the applicable communication is completed, so as to erase the associated information. As another example, only a portion of the

storage may be terminated and/or some information archived, with any retained information used for various purposes, e.g., such as for billing or tracking purposes.

The controller unit **24** preferably also is implemented to generate one or more reference codes **36** in association with an applicable transaction between users **10, 12**. The controller unit preferably generates the reference codes **36** based on and/or responsive to one or more connection instructions **34**. In that, each reference code **36** preferably corresponds uniquely to the implicated connection instructions **34**.

It is to be recognized that the controller unit **24** may also generate reference codes **36** based on and/or responsive to information stored within the service/system, such as within databases associated with the unit **24** and/or one or more servers **20-22** (e.g., user profile databases). This generation may be apart from or, preferably, together with one or more connection instructions **34**.

It is also to be recognized that the controller unit **24** may be implemented to generate reference codes based on and/or responsive to information obtained directly from one or more transaction specifications **32**. The unit **24** may so generate together with or apart from one, plural or all connection instructions **34**. The unit **24** may so generate together with or apart from some or all information stored within the service/system (e.g., contact information).

In any case, reference codes **36** preferably are generated in association with transactions so as to uniquely correspond thereto. In particular, reference codes **36** preferably are generated to enable the connection process associated with transactions. In addition, reference codes **36** are generated to enable tracking of transactions. As to the latter, in information marketplaces, reference codes provide for tracking a user's information transactions and, in particular, enable identification and cataloging of such user's various information transactions. As previously described, tracking responds to the circumstance that a user will tend to have a history of transactions and, at any given time, may be involved in several transactions, with each such past and current transactions typically having different attributes and connection criteria. Tracking transactions preferably is implemented so as (a) to differentiate among transactions, even if the transactions are between the same two users and (b) to record, for each such transaction, the transaction's attributes, such as, but not limited to, the parameters and other information associated with transaction specifications and/or, if any, connection instructions and/or other service/system information (e.g., fees or other pricing, actual elapsed time).

Reference codes **36** may be variously implemented. In one implementation, reference codes **36** comprise one or more, and generally combinations of, letters, numbers and symbols. In other implementations, reference codes **36** may comprise graphics, images, video, and voice patterns, or combinations of these, with or without any letters, numbers or symbols. Reference codes may comprise one or more groups of the above, (e.g., if the reference code comprises a code body and password, it may be provided as one or two sets of numbers, letters, etc.). Reference codes may also be provided variously to user(s), including, as examples, visually (e.g., by screen display, printed document, video), audibly (e.g., by voice or voice mail) or by methods hidden from a user's perception.

In addition to generating reference codes **36**, the controller unit **24** preferably also provides for storing such codes. The storage can be variously implemented, e.g., in format, duration and/or comprehensiveness. As an example, the storage may be terminated after the applicable communica-

tion is completed, so as to erase any or all associated information. As another example, only a portion of the storage may be terminated and/or some information archived, with any retained information used for various purposes, e.g., such as for billing or tracking purposes and/or so that reference codes can be recycled for use in future transactions. (Storage of reference codes is further described below in connection with reference code database 100.)

In addition to generating reference codes, the controller unit 24 preferably also provides for transmission of reference codes to one or more users in the applicable transaction. Preferably, the unit 24 so provides via the packet data network 18. As an illustrative example, the unit 24 so provides by furnishing the respective codes 36 to one or more selected servers 20-22, enabling the servers 20-22 to transmit the codes 36 to respective users 10, 12 via the network 18. The selected servers 20-22 may be Web servers, email servers, chat servers, Internet-fax servers or otherwise. In the case of a Web server, the user preferably is enabled to access the codes either audibly, visibly and/or in a secure, hidden form (e.g., so that only the system—preferably authenticated—recognizes and can act on all or certain of the codes).

It is to be recognized that the unit 24 may be implemented to provide the reference codes via the communication network 30, together with or apart from provision via the packet data network 18. In this implementation, the unit 24 preferably transmits the codes via a PSTN gateway (e.g., for voice or standard fax transmission). In voice transmission, the unit 24 typically employs voice synthesis for communication and, preferably, has access to voice mail, either PSTN-supported or via a subscriber's private answering machine. Provision of the reference codes via the communication network 30 may be together with, or apart from, provision of such codes via the packet data network 18.

In the provision of reference codes 36 to users, various approaches may be taken, particularly based on enabled and/or applicable connection processes. In one example, an information marketplace may be implemented so that (a) the initiator receives a reference code, but the expert does not, or (b) the expert receives a reference code while the initiator does not, or (c) both parties receive the reference code, or (d) neither party receives the reference code (e.g., a form of immediate connection).

In their provision to users, the reference codes 36 typically enable the connection process. In one example of a connection process, one or more reference codes are provided together with contact information. In another example of a connection process, one caller may be volunteered, assigned or otherwise designated to initiate contact (the "designated caller"). The designated caller typically initiates contact with the other user via the controller unit 24, particularly through one or both of the packet data or communication networks 18, 30. In doing so, the designated caller typically submits their reference code. That submission may be accompanied, or not, by the other user submitting their reference code.

In the connection process, the submission of reference codes may be accomplished variously. As examples, a user may submit reference codes by voicing the reference code (e.g., via VoIP or POTS), by keying in the code (e.g., for Internet submission via chat, email, or the like, or for POTS submission via tone or pulse coding), or combination or otherwise.

The service/system receives the reference codes so entered by one or more users and determines whether the codes are proper. If the entered codes are proper, the

service/system establishes connections (e.g., VoIP and/or telephone calls) between/among users. Codes may be proper under various criteria (e.g., all or part of the entered codes matches exactly another entered code (or part thereof) and/or matches such other entered code under predetermined criteria and/or matches exactly, matches under predetermined criteria or is otherwise in accord with code records).

The connection process typically includes, but is not limited to, receiving, storing, inputting and processing reference codes. Although the process above describes user input of reference codes, the connection process may be entirely or partially automated, e.g., by using a software program or hardware component in a user's communication device and/or in connection with the controller unit 24 or servers 20-22.

In the connection process, a controller unit 24 preferably retrieves connection instructions 34 associated with a transaction identified to a received reference code. The connection instructions 34 typically are previously stored in a database associated with the unit 24 and/or with one or more servers 20-22. The connection instructions 34 are retrieved so as to enable connection management (e.g., by the controller unit 24) of the connection associated with the received reference code.

In an example of management by the unit 24, the unit 24 connects the designated caller to the called party using contact information. In another example, the controller unit may reject the designated caller's request for voice connection with the other transacting party if the calling time does not satisfy a pre-agreed calling time frame. In yet another example, the controller unit 24 generates communication records 40. The unit 24 typically generates such records, e.g., during the connection, via monitoring the transaction (e.g., particularly voice communications supporting anonymity). The communication records 40 typically include various data associated with transactions, e.g., the identities of communicating parties, billing information, transaction reference code (for the purpose of identifying each specific transaction), the starting time and duration of the communication, among other data.

FIG. 2 illustrates an example of a communication network 30 (shown in box 78) and an example of voice-enabled devices (shown in boxes 80(a) and 80(b)). Here, the communication network 30 employs the Internet 50, and comprises one or more of each of Internet access points 66, public switched telephone networks (PSTN) 58, PSTN gateways 52, mobile switching offices 60 and other mobile infrastructure, such as base stations 62. Although the illustrated network 30 employs the Internet (actually or effectively a public network), it is to be recognized that the network 30 may be implemented to employ one or more private networks. Such private networks may be employed together or apart from any public network, such as the Internet. Such private networks typically are employed to provide features, functionality or performance that may not be available through a public network, e.g., to ensure quality of service and/or provide security features.

PSTN gateways 52 provide an interface between the PSTN 58 and the Internet 50. The PSTN gateways 52 preferably provide a voice grade interface. The PSTN gateways 52 typically comprise one or more computers, switches and/or similar equipment for processing telephone calls. The PSTN gateways typically perform various functions such as (a) the conversion and compression of analog signals from the PSTN to digital signals for transmission via the Internet 50 and (b) decompression and conversion of

digital signals received via the Internet **50** into analog signals for transmission via the PSTN.

In FIG. 2, traditional telephone terminals **54, 56, 70, 72** illustrate implementations of one or both voice-enabled devices **26, 28**. These terminals **54, 56, 70, 72** are connected to PSTN **58**. The PSTN system **58** typically comprises multiple control and switching points that are connected via trunk circuits and signal links.

Wireless terminals **64, 74** illustrate other implementations of voice-enabled devices **26, 28**. Wireless terminals **64, 74** may comprise any of screen phones, smart and/or super phones, or wireless PDAs, or other similar device. Wireless terminals **64, 74** communicate with base stations **62**. Base stations **62** typically are fixed in location for communicating with wireless terminals within a specific geographical range. Within that specific geographic range, base stations **62** may also be responsible for coordinating all wireless terminals **64, 74**.

In turn, the base stations **62** communicate with a mobile switching office (MSO) **60**. The MSO generally is responsible for coordinating activities between different base stations **62**. The MSO **60** is connected to PSTN **58** for landline communications.

Personal computers (PCs) **68, 76** illustrate still other implementations of voice-enabled devices **26, 28**. PCs **68, 76** typically comprise desktop or notebook computers equipped with voice input/output devices and various software, including application and utility programs directed to communication. PCs **68, 76** typically also include a communication interface, including, as examples, a modem, ISDN card and/or LAN interface card. Via respective such communication interfaces, PCs **68, 76** are connected to the Internet through Internet access point(s) **66**. Internet access points **66** generally provide protocol conversions, as necessary, for two-way data communication over the Internet. For example, an Internet access point **66** may comprise multiple modems coupled to an Internet router, the router providing a ramp with the Internet.

In a communication network **30** configured as in FIG. 2, voice data may be transmitted through the Internet between various terminals (voice enabled devices). For example, users may establish communication links between traditional telephone terminals, wireless terminals, and PCs. Associated with the network **30** is the controller unit **24**, here implemented as a node on the Internet. In this association, the unit **24** is enabled to manage and otherwise direct voice communication between users. Preferably, in doing so, the unit **24** operates according to one or more applicable connection instructions **34**, and/or other criteria maintained within the service/system.

The communication network **30** of FIG. 2 is to be recognized as an example implementation. As such, the network **30** may be otherwise configured within the scope of the invention. For example, additional hardware, software and/or other infrastructure may be implemented (e.g. wireless gateways and appropriate communication protocols), so as to support an enhanced (e.g., more comprehensive) wireless data network and, in turn, so that wireless terminals **64, 74** may be associated with communication links that employ the Internet independently of PSTN.

FIG. 3 illustrates in block diagram form an example implementation of controller unit **24**. In this implementation, controller unit **24** comprises various components, including processor **82** (e.g., a microprocessor or multi-processor configuration), memory **84** (e.g., cache and or other forms of volatile/non-volatile semiconductor memory), operating system **86** (e.g., including a directory service and or to

enable operations of the controller unit **24**), applications **88**, voice processing system **89**, security system **90** (e.g., to protect private data stored in the controller unit), clock system **92**, power system **94**, network interfaces **96**, data storage **98** and bus **80** (e.g., to couple the unit's components).

Voice processing system **89** preferably performs one or both of voice recognition and speech synthesis. The system's synthesis of speech typically is to articulate voice prompts (e.g., relating or according to text commands). The system's recognition of voice typically is to enable the controller unit **24** to respond to users' voiced input. That is, with voice recognition, users are enabled to input, e.g., spoken requests for connection and/or input of reference codes, such as in the form of voiced numbers, letters and words. Where both synthesis and recognition are implemented, users may interact with the controller unit **24** through voice communication, whether the conduit is packet data network **18** or communication network **30**.

Network interfaces **96** generally enable communication between, on the one hand, controller unit **24** and, on the other hand, networks **18, 30** and/or other elements of an implemented service/system with which the unit **24** interfaces, whether directly or indirectly. The interfaces **96** preferably comprise network adapter infrastructure and, as such, provide various signal conditioning/conversion functions. The interfaces **96** typically handle one or more data types, including, as examples, analog, digital, broadband, wireless, and optical data.

Data storage component **98** preferably includes a plurality of databases. Such databases may enable communications, as contemplated herein. Accordingly, one or more databases may be employed in connection with, and/or for the purposes of, scheduling, organizing, establishing, maintaining, tracking and/or otherwise enabling a transaction.

The databases preferably include one or more of the following: reference code database **100**, connection instruction database **102** and communication records database **104**. Communication record database **104** may be implemented to provide various functions, including, as an example, storing communication records **40** for selected current and previous transactions. The database **104** may also be implemented to store other information, including, as examples, one or more of user codes, contact codes, connect criteria based on contact codes, and/or analytical data, all as described above.

Reference code database **100** may be implemented to provide various functions, including, as examples: storing reference codes **36** that are reserved or otherwise assigned, tracking reference codes that are in current use, identifying reference codes **36** that are to be deleted or otherwise terminated (e.g., after the scheduled transaction or expiration of some other period of time), identifying or determining reference codes that are recyclable or otherwise available for use, and otherwise maintaining reference codes **36**.

Connection instruction database **102** preferably stores connection instructions and/or contact information. The database **102** may be implemented to store only such contact information of users available for voice communication service. However, the database **102** preferably is implemented to store contact information for any user available for communication through the service/system. The database **102** may also be implemented to store other information, including, as examples, one or more of user codes, contact codes, connect criteria based on contact codes, and/or analytical data, all as described above.

The data storage component **98** may also be implemented to support other databases, including outside the controller

unit 24. Such databases may store or provide for information, including, as examples, user codes, contact codes, connect criteria based on contact codes, and/or analytical data, all as described above.

In an example embodiment employing each of the databases 100, 102, 104, reference code database 100 stores reference codes 36 that are applied to index some or all of the information stored in either/both of connection instruction database 102 and communication records database 104. As such, the reference codes are employed for storing, retrieving and/or updating of transaction information of implicated databases 102, 104. In operation under this embodiment, processor 82 uses reference code(s) 36 to generate one or more queries of data storage component 98 so as to retrieve information pertaining to that reference code and relevant to the query, such as information from or relating to connection instructions 34 and/or communication records 40.

Although controller unit 24 is illustrated using the elements depicted in FIG. 3, it is recognized that this provides only an example implementation of the controller unit 24. It is further recognized that other implementations exist, such as combinations omitting or replacing some of the depicted components, and/or adding components.

FIGS. 4A and 4B illustrate an example process for voice communication supporting anonymity. In step 110, users conduct one or more on-line transactions. For these purposes, users typically conduct a transaction via one or more of the Web, chat, or email. Moreover, a user's transaction typically is directed to any interaction, exchange or other transaction involving goods or services, directly or indirectly. A transaction's goods/services may include, among other things, and not limited to: hard goods (e.g., electronics, books, and the like), professional services (e.g., travel and employment agency), content (e.g., entertainment such as audio, video, and/or game content), intellectual property (e.g., assignment or licensing of patents, trademarks, copyrights, etc.), knowledge (e.g., research studies), and/or information/data (e.g., domestic sales figures, mortgage rates, etc.). A transaction may involve one or more fees, including a fee for the service/system and/or a fee for the person or entity that provides goods or services.

An example context for users conducting on-line transactions is an information marketplace. There, as also described above, a user is an initiator if they post an inquiry. In connection with the posting, the initiator may also include related requirements, such as a price target or maximum, a quality characteristic, a preferred delivery method, etc. The initiator generally posts on a virtual bulletin board, e.g., supported via the Internet. The initiator typically receives a response from one or more other participants (e.g., experts) in the marketplace, which generally is directed to the initiator's requirements, e.g., by providing a bid. The initiator may select none, one or more of the experts, typically at their sole discretion. The initiator may also continue the on-line transaction(s) with one or more of the experts toward negotiating a transaction specification 32 and, if that is satisfactorily accomplished, possibly selecting the expert.

In this example process, users involved in a transaction ("transacting users") submit, in step 112, a mutually agreed transaction specification 32. As described above, that submission preferably is via servers 20, 22 (e.g., Web servers).

In step 116, the example process tests for whether the transaction specification 32 includes a request for anonymous voice communication (e.g., via immediate or later-scheduled connection). If anonymous voice communication is not requested, the transaction proceeds by other means, as

indicated by step 118. If anonymous voice communication is requested, server 20, 22 passes, in step 120, one or more connection instructions 34 to controller unit 24. In step 122, controller unit 24 stores the connection instruction 34 (e.g., in connection instruction database 102). In step 122, controller unit 24 generates a reference code 36 associated with the transaction implicated by the connection instruction 34. It is to be understood that, while the controller unit 24 is described for this example process as, in the same step, both storing the instruction 34 and generating the code 36, the unit 24 may (a) perform those functions in separate steps and (b) may generate the code 36 in the absence of the storing activity.

In step 124, the reference code is delivered to one or both of the transacting users (a "confirmation"). In an illustrative case, confirmations include contact information. In another illustrative case, confirmations may be delivered only to a transacting user assigned to initiate the communication (e.g., the designated caller in the information marketplace context). Confirmations preferably are delivered through packet data network 18, as previously described.

In step 126, the user assigned to place the call (e.g., the designated caller) manually records the confirmation. For example, the user records some or all of the confirmation by writing it down, printing it out and/or storing it in memory.

In step 130, the assigned user initiates the connection process. The user typically does so by contacting controller unit 24 using a voice enabled device 26, 28 (e.g., via a voice interface) or using an Internet enabled device 14, 16 (e.g., via entries in a Web page).

In step 132, the assigned user is prompted to enter the reference code applicable to the transaction. In step 134, the controller unit 24 receives the reference code so input by the assigned user and retrieves the connection instruction 34 associated with that reference code. In an example case, the controller unit 24 retrieves that connection instruction 34 from connection instruction database 102.

In step 136, controller unit 24 tests whether connection criteria of the connection instruction are satisfied. This testing preferably includes verification of the initiating user's identity and agreement with the connection's scheduled time. If the connection criteria are not met, the connection is rejected, in step 138. Following such rejection, the service/system may be implemented to provide, as a step 139, notice to the called party of the rejected connection. Such notice, if implemented at all, may comprise the identity of the initiating user (or, at least, of the proper initiating user), details of the scheduled transaction/connection, and the basis for rejecting the connection.

If the connection criteria are satisfied, the process proceeds to step 144 wherein the controller unit 24 routes the call to the called party.

Alternatively to step 126, the confirmation may be stored automatically (i.e., without the user's action). Such storage typically is provided using a hardware, firmware and/or software (collectively, the "connection program").

The connection program preferably is implemented not only to automatically store the confirmation, but also to automatically retrieve all or part of the confirmation. In so retrieving, the connection program preferably either/both reminds the user of the connection (step 140) and/or obtains the user's authorization to automatically initiate the connection at the scheduled time, including by providing the reference code (step 142). Steps 140 and 142, in an example case, may be implemented in a device that is both packet- and voice-enabled, e.g., an Internet-enabled cellular phone (hereafter referred to as a "dual-enabled device").

It is to be recognized that, in a fully automated system, step 140 may be selectable (e.g., by the user) or may be omitted. If selectable, step 140 may be made variously configurable. For example, the user may be enabled to configure the connection program to provide one or more reminders of the scheduled connection time. The user may also be enabled to determine whether to proceed with connection. FIG. 5 depicts an example of a reminder as a user interface screen, which the connection program may cause to be presented on a dual-enabled device's display.

The service/system may also be implemented to support dual modes: one mode providing for manual reception and treatment of confirmations and another mode providing for automatic connections. In this implementation, if a user requests immediate connection in a transaction specification 32 (i.e., in step 112), the connection program immediately processes the connection, doing so automatically and in real time. This implementation provides that later scheduled (not immediate connection) transactions may proceed manually. In that alternative, this implementation may provide that a user may select manual or automatic, or both (e.g., automatic confirmation reception and reminders, but manual connection initiation), such as on a transaction by transaction base. FIG. 6 depicts an example of a user interface screen, which the connection program may cause to be presented on a dual-enabled device's display.

In step 144, controller unit 24 routes the call to the called party. The unit 24 preferably is enabled to do so via contact information provided in the associated connection instruction(s) and stored in the connection instruction database 102.

In step 146, the service/system tests whether a connection is established. If the called party cannot be contacted in accordance with the connection instructions, controller unit 24 may be implemented to provide further assistance, as step 148. In one example of further assistance, the unit 24 requests that the caller call again. The controller unit 24 may do so with a suggested time (e.g., based on information about the called party's schedule, whether maintained in storage or obtained at the time of the connection). The controller unit 24 preferably also notifies the called party, e.g., of the attempted connection and/or of the suggested time for the later call.

With connection established between the parties, the controller unit 24 preferably generates transaction logs, as step 150. Information being logged may include, as examples in step 152, the identity of communicating parties, billing information, reference codes (e.g., for the purpose of identifying the transaction), connection time, conversation duration, and satisfaction rating of each party. The logs preferably are stored in communication records database 104.

In step 154, connection reports are transmitted to servers 20, 22. At least some reports preferably are formulated based on the transaction logs. The servers 20, 22 (e.g., Web servers) employ the reports for, among other purposes, billing and record keeping.

As previously described, FIG. 5 depicts an example of a reminder as a user interface screen 170 in connection with step 140 of FIG. 4B. The user interface screen 170 can be presented on displays such as, as examples, of personal computers, Internet appliances, Internet-enabled PDAs and/or digital cellular phones. The screen 170 preferably includes information including, but not limited to, the identity 172 of the called party, the scheduled time for the transaction 174 and the current time 176. The screen 170 preferably also includes virtual buttons 178, 180 that are selectable (e.g., by tapping on them if the display is touch

sensitive, or by clicking on them using a pointing device, such as a mouse, or by using corresponding keys on a keypad/keyboard).

As previously described, FIG. 6 depicts an example of a user interface screen 190 for an automatic connection feature associated with step 142 of FIG. 4B. In particular, the screen 190, as depicted, enables a transacting party to initiate an immediate connection (i.e., by selecting the "now" button 192). The screen 190, as depicted, also enables a transacting party to terminate the connection process (e.g., by selecting the "cancel" button 194).

Accordingly, the subject matter of this application is directed to privacy concerns through the establishment, maintenance and control of anonymity in the context of voice communication. To illustrate, the subject matter is directed to establishing, maintaining and controlling anonymity on the part of users and experts alike in information markets, particularly information markets involving the Internet.

In another aspect, the subject matter of this application is directed, in one aspect, to integrating voice communication and anonymity. That is, the subject matter is directed to enabling parties involved in an online transaction to communicate by voice while selectively preserving anonymity; e.g. each party can select what, if any, personal information is disclosed to the other.

In yet another aspect, the subject matter of this application is directed to establishing and controlling anonymity at the time of non-voice communication involving the Internet, then controlling and maintaining that anonymity for voice communication, whether that communication is transmitted via the Internet or other packet-switched technologies or that communication is transmitted via circuit switched technologies and services, such as PSTN/POTS.

The foregoing embodiments and features are for illustrative purposes and are not intended to be limiting persons skilled in the art capable of appreciating other embodiments from the scope and spirit of the foregoing teachings.

It will be appreciated that the invention is not restricted to the particular embodiment that has been described, and that variations may be made therein without departing from the scope of the invention as defined in the appended claims and equivalents thereof. Unless the context indicates otherwise, a reference in a claim to the number of instances of an element, be it a reference to one instance or more than one instance, requires at least the stated number of instances of the element but is not intended to exclude from the scope of the claim a structure or method having more instances of that element than stated.

The invention claimed is:

[1. A method of facilitating anonymous communication between a first station and a second station, the second station having an address for communication, and each station being enabled to transmit and receive packet data and being connected directly to a packet data network, the method comprising:

providing a transaction specification from at least one of the first and second stations,
generating a reference code in response to the transaction specification, there being a defined relationship between the reference code and said address,
supplying the reference code to at least the first station,
receiving a communication request from the first station,
receiving the reference code from the first station,
using the reference code to recover said address, and
opening a channel for communication between said first and second stations,

whereby anonymous communication can be established between the first and second stations without providing said address to the first station.]

[2. A method according to claim 1, wherein said address specifies a node on a circuit switched network.]

[3. A method according to claim 1, wherein said address specifies a node on a packet switched network.]

[4. A method according to claim 1, wherein said address specifies a node on a packet switched network, including Voice over IP.]

[5. A method according to claim 1, wherein the step of providing the transaction specification includes inputting said transaction specification through a packet data network.]

[6. A method according to claim 1, wherein there is a first party at the first station and a second party at the second station, and the step of providing the transaction specification includes the first party posting an inquiry, the second party posting a response, and the first party accepting or rejection the response.]

[7. A method according to claim 1, wherein the step of providing the transaction specification includes providing an interface that allows negotiation between parties at the first and second stations respectively regarding the transaction specification.]

[8. A method according to claim 1, wherein the step of providing the transaction specification includes inputting said transaction specification through a packet data network, including one of wired or wireless Internet.]

[9. A method according to claim 1, comprising generating a connection instruction based on the transaction specification.]

[10. A method according to claim 1, comprising generating the reference code based on a connection instruction.]

[11. A method according to claim 1, including storing a database of user profiles including said address.]

[12. A method according to claim 1, including supplying the reference code to the first station over a packet data network.]

[13. A method according to claim 1, including supplying the reference code to the first station over a circuit switched network.]

[14. A method according to claim 1, comprising storing the reference code until after the transaction has been completed and then erasing the reference code.]

[15. A method according to claim 1, comprising supplying the reference code to both the first station and the second station.]

[16. A method according to claim 1, comprising connecting the first station and second station for voice communication over a circuit switched network.]

[17. A method according to claim 1, comprising connecting the first station and second station for voice communication over a packet data network.]

[18. A method according to claim 1, comprising connecting the first station and second station for voice communication through voice over IP.]

[19. A method according to claim 1, comprising verifying the communication request against at least one criterion specified in the transaction specification before opening the channel for communication.]

[20. A method according to claim 1, comprising rejecting the communication request if at least one criterion specified in the transaction specification is not satisfied.]

[21. A method according to claim 1, wherein there is a party at the second station and the method comprises veri-

fy the identity of the party at the second station before opening the channel for communication.]

[22. A method according to claim 1, wherein the method comprises generating a communication record including data regarding the transaction, including at least one of start time, end time, reference code, duration of communication, fee information, and billing information.]

[23. A method according to claim 22, wherein first and second identities are associated with the first and second stations respectively and the communication record includes at least one of the first identity and the second identity.]

[24. A method according to claim 1, comprising issuing a prompt to the first station to enter the reference code.]

[25. A method according to claim 1, wherein there is a first party at the first station and a second party at the second station, the first party is a purchaser of information and the second party is a seller of information, and the method comprises negotiating the transaction specification.]

[26. A method according to claim 1, wherein there is a first party at the first station and the method includes the first party initiating a request for communication.]

[27. A method according to claim 1, wherein the step of supplying the transaction specification includes specifying a time or time interval for the communication request and the method includes determining whether the communication request is received from the first station at the specified time or time interval.]

[28. A method according to claim 1, wherein the step of opening a communication channel includes attempting to establish a connection between the first and second stations, testing whether a connection is established, and, if not, scheduling a time for another attempt.]

[29. A method according to claim 1, wherein the method comprises receiving from the second station specified times or time intervals at which a party is available at the second station for communication.]

[30. A method of establishing anonymous communication between a first station and a second station, the second station having an address for communication, and each station being enabled to transmit and receive packet data and being connected directly to a packet data network, the method comprising:

supplying a transaction specification as packet data over the packet data network from at least one of the first and second stations to a controller,

generating a reference code in response to the transaction specification at the controller, there being a defined relationship between the reference code and said address,

supplying the reference code from the controller to at least the first station,

making a communication request from the first station to the controller,

supplying the reference code from the first station to the controller,

using the controller to recover said address from the reference code, and

opening a channel for communication between said first and second stations.]

[31. A method according to claim 30, wherein the method comprises making the communication request automatically by the first station contacting the controller unit.]

[32. A method according to claim 30, wherein there is a first party at the first station, and the method comprises making the communication request by the first party contacting the controller.]

[33. An apparatus for facilitating anonymous communication between a first party and a second party employing first and second stations respectively, each station being enabled to transmit and receive packet data and being connected directly to a packet data network, the second party having an address for communication, including

a means for enabling negotiation of a transaction specification over the packet data network,

a means for generating a reference code, there being a defined relationship between the reference code and said address, and for supplying the reference code to at least the first party, a means for receiving a communication request from at least the first party and for receiving the reference code from at least the first party,

a means for using the reference code to recover said address, and

a means for opening a communication channel between said first party and said address without supplying said address to the first party.]

[34. An apparatus according to **33**, wherein the means for opening a communication channel includes a means to test whether a connection is established.]

[35. An apparatus according to **33**, further comprising means to verify the communication request against at least one criterion specified in the transaction specification before opening a communication channel between the first party and said address.]

[36. A method according to claim **1**, wherein the anonymous communication is voice communication being one of telephone, cellular and voice-over Internet protocol communication.]

[37. A method according to claim **1**, wherein the anonymous communication is data communication being one of email, chat, messaging and web publishing.]

38. *A method of data mining user information for connecting a first party with a second party over the Internet, the first party and the second party operating respectively a first station and a second station, each station being Internet enabled for transmitting and receiving data to and from a controller, the Internet being at least a packet data network, the controller operating, at least partly, as a service over the Internet to the first party and the second party, and wherein the controller has access to a data storage component storing address information or security information associated with the second party or the second station, the method comprising:*

(1) *data mining, by the controller and at the first station, information on the first party operating the first station based, at least in part, on data collected from the first station by the controller from a history of transactions involving one or more transactions that are associated with the first party over the Internet;*

(2) *data mining, by the controller and at the second station, information on the second party at the second station based, at least in part, on data collected from the second station by the controller and from a history of transactions involving one or more transactions that are associated with the second party over the Internet;*

(3) *verifying, by the controller, identity of the first party at the first station;*

(4) *creating, by the controller, a proposed first party transaction specification, the proposed first party transaction specification specifying at least a proposed transaction between the first party and the second party, the creating of the proposed first party transaction specification employing, at least in part, the data*

mining information on the first and second parties collected by the controller in (1) and in (2);

(5) *generating, by the controller, a reference code for supplying to the first party at the first station, the reference code being associated, at least partly, with the proposed first party transaction specification created by the controller in (4), and the reference code having a relationship, at least partly, to the second party;*

(6) *supplying, by the controller, the reference code generated in (5) to the first party at the first station over the Internet, the supplying of the reference code being based on the controller having verified the identity of the first party at the first station in (3); and*

(7) *receiving, by the controller, a connection request over the Internet from the first party, at the first station, for connecting to the second party, the connection request from the first party employing, at least in part, the reference code previously supplied by the controller in (6) to the first party at the first station; and*

wherein a connection between the first party and the second party over the Internet is made without requiring the first party and the second party to provide a transaction specification to the controller specifying a transaction between the first party and the second party prior to the controller creating the proposed first party transaction specification in (4), and wherein the connection between the first party and the second party is made without providing, to the first party at the first station, the address information or the security information that is associated with the second party or the second station and wherein the proposed first party transaction specification, which is created by the controller in (4), is not created by the first party at the first station and is not created by the second party at the second station.

39. *The method according to claim 38, in which the controller has access to the data storage component storing the address or security information associated with the second party or the second station, the method further comprising:*

verifying, by the controller, identity of the second party at the second station;

recovering, by the controller, the address or the security information from the data storage component in response to the connection request received from the first party over the Internet in (7); and

opening, by the controller and over the Internet, a communication channel between the first party at the first station and the second party at the second station, without providing, to the first party, the address or the security information that is associated with the second party or the second station; and

wherein the opening of the communication channel between the first party and the second party is subsequent to having verified, by the controller, the identity of the second party at the second station.

40. *The method according to claim 39, in which the reference code includes one or more of an image, a graphic, or a video, individually or in any combination, for displaying on a visual screen display at the first station;*

wherein the communication channel for communication between the first party and the second party is made between the first station and the second station over the Internet, and the communication channel between the first party and the second party includes at least one of

chat, messaging, video communication, voice communication, or an e-mail; and

wherein the creating of the proposed first party transaction specification in (4) is subsequent to the controller having obtained, at the second station and over the Internet, one or more transaction specifications associated with the second party; and

wherein the first station and the second station are each directly connected to the packet data network for connecting to the Internet.

41. The method according to claim 38, wherein the proposed first party transaction specification created by the controller in (4) is supplied, at least partly, to the first party at the first station, the proposed first party transaction specification is to facilitate, using the first station, the first party placing one or more transactions with the second party at the second station, and the proposed first party transaction specification including one or more of product information, service information, intellectual property information, content information, qualification information, interest information, or characteristic information, individually or in any combination, related to the second party.

42. The method according to claim 41, wherein the method further comprises obtaining, by the controller and over the Internet, one or more transaction specifications that are associated with the second party from the second station, the one or more transaction specifications that are associated with the second party include information that is related to the second party and that is posted by the second party on web pages, the posted information on the web pages being related to one or more of qualification information, characteristic information, product information, service information, intellectual property information, interest information, or content information, individually or in any combination, related to the second party, and

wherein the connection request, received by the controller over the Internet, from the first party for connecting to the second party in (7) includes at least one of voice communication, an email, or an instant message.

43. The method according to claim 38, in which the creating of the proposed first party transaction specification further includes matching, by the controller, the data mining information related to the first party with the data mining information related to the second party.

44. The method according to claim 42, further comprising:

obtaining, by the controller and over the Internet, one or more transaction specifications that are associated with the first party, the one or more transaction specifications specifying one or more of product information, service information, intellectual property information, content information, qualification information, or characteristic information, individually or in any combination, related to one or more transactions associated with the first party operating the first station over the Internet;

data mining information on the first party, by the controller and at the first station based, at least in part, on data collected by the controller from a history of transactions involving the one or more transactions that are associated with the first party over the Internet; and

charging, by the controller, a fee from at least one of the first party or the second party for providing services, by the controller, to the first party or the second party, the provided services are associated with facilitating com-

munication or interaction between the first party and the second party over the Internet.

45. The method according to claim 44 in which, prior to creating, by the controller, the proposed first party transaction specification specifying at least the proposed transaction between the first party and the second party in (4), the method further comprises:

obtaining, by the controller and from the first party at the first station or the second party at the second station, an initial transaction specification specifying at least one parameter associated with a proposed transaction between the first party and the second party; and

wherein the proposed first party transaction specification, created by the controller in (4), further matches, at least partly, the at least one parameter specified in the initial transaction specification obtained from the first party or the second party; and wherein the creating of the proposed first party transaction specification is further based, at least in part, on matching the data mining information related to the first party with the initial transaction specification.

46. An apparatus for connecting a first party with a second party over the Internet without requiring the second party to provide, to the first party, security information or address information that is associated with the second party, the first party and the second party operating respectively a first station and a second station, each station being an Internet-enabled device, the apparatus including:

one or more data storage units;

one or more processors operating at a network node over the Internet, and software executable, at least in part, by the one or more processors of the apparatus to: verify, by the apparatus over the Internet, identity of the first party at the first station;

obtain, by the apparatus over the Internet and from the first station, one or more first party transaction specifications associated with the first party, the one or more first party transaction specifications specifying one or more of product information, service information, intellectual property information, content information, qualification information, characteristic information, or interest information, individually or in any combination, related to one or more transactions associated with the first party operating the first station over the Internet;

obtain, by the apparatus over the Internet and from the second station, one or more second party transaction specifications associated with the second party, the one or more second party transaction specifications specifying one or more of product information, service information, intellectual property information, content information, qualification information, characteristic information, or interest information, individually or in any combination, related to one or more transactions associated with the second party operating the second station over the Internet;

create, by the apparatus, a proposed first party transaction specification, the proposed first party transaction specification specifying at least a proposed transaction between the first party at the first station and the second party at the second station, the creating of the proposed first party transaction specification being based, at least in part, on matching the one or more first party transaction specifications with the one or more second party transaction specifications obtained by the controller;

generate, by the apparatus, a reference code for supplying to the first party at the first station, the reference code being associated with the proposed first party transaction specification, and the reference code having a relationship with the one or more second party transaction specifications obtained, by the apparatus, from the second station, and the generation of the reference code being based, at least in part, on the apparatus having obtained the one or more first party transaction specifications and the one or more second party transaction specifications; supply, by the apparatus, the reference code to the first party at the first station over the Internet, the supplying of the reference code being subsequent to having verified, by the apparatus, the identity of the first party at the first station; receive, by the apparatus, a connection request from the first party at the first station over the Internet for connecting to the second party, the connection request from the first party employing, at least in part, the reference code previously supplied to the first party at the first station over the Internet; and open, by the apparatus and over the Internet, a communication channel between the first party at the first station and the second party at the second station subsequent to having received, by the apparatus, the connection request from the first station over the Internet; and wherein the opening of the communication channel between the first party and the second party, by the apparatus, is made without requiring the second party at the second station to provide to the first party at the first station, the security information or the address information that is associated with the second party; and wherein the one or more data storage units are accessible by the software, and the software is executable by the one or more processors for storing, at the one or more data storage units, at least part of user information that includes information related to the first party and the second party; and wherein a connection between the first party and the second party over the Internet is made without requiring the first party at the first station to provide a transaction specification to the one or more processors specifying a proposed transaction between the first party and the second party prior to the apparatus supplying the reference code to the first party at the first station.

47. The apparatus according to claim 46 in which the reference code includes video or audio, and wherein the Internet includes a packet data network; and wherein each station is an Internet-enabled device that is further connected directly to the packet data network for sending and receiving packet data, and wherein at least the first station is a smart phone that includes a touch sensitive screen.

48. The apparatus according to claim 46, wherein the software is further executable, at least in part, by the one or more processors to:

store, by the one or more processors and in a database that is accessible by the apparatus, one or more transaction histories associated with one or more users operating one or more user stations, the one or more users include at least the second party;

data mine, by the apparatus, the one or more transaction histories of the one or more users; and

create one or more proposed first party transaction specifications specifying at least a proposed transaction between the first party and the one or more users, the creating of the one or more proposed first party transaction specifications being based, at least in part, on the apparatus having data mined the one or more transaction histories associated with the one or more users operating the one or more user stations.

49. The apparatus according to claim 48, wherein the software is further executable, at least in part, by the one or more processors to send the proposed first party transaction specification, which was created by the apparatus, to the first party over the Internet at the first station, the proposed first party transaction specification further including at least one of contact information, an address, or security information related to the second party, individually or in any combination, and wherein each station is an Internet-enabled device that is further connected directly to a packet data network for sending and receiving packet data; and wherein the apparatus data mines, at the first station, the user information on the first party, based, at least in part, on data collected by the apparatus from a history of transactions involving the one or more transactions associated with the first party over the Internet, and wherein the creating of the proposed first party transaction specification is based, at least in part, on matching the data mined information on the first party with the one or more second party transaction specifications associated with the second party.

50. The apparatus according to claim 47 wherein the software is further executable, at least in part, by the one or more processors of the apparatus to:

verify, by the apparatus over the Internet, identity of the second party at the second station;

obtain, by the apparatus and from the second station, the one or more second party transaction specifications over the Internet associated with the second party operating the second station; and

charge, by the apparatus, at least one of the first party or the second party, a fee for facilitating transactions or interactions over the Internet; and

wherein the reference code supplied to the first party at the first station over the Internet is based, at least in part, on the one or more second party transaction specifications that is obtained by the apparatus;

wherein the proposed first party transaction specification that is created by the apparatus is not created by the first party at the first station and is not created by the second party at the second station, and

and wherein the communication channel opened by the apparatus between the first party and the second party includes at least one of chat, messaging, video communication, voice communication, or an e-mail.

51. The apparatus according to claim 50 in which supplying the reference code to the first party at the first station is facilitated by one or more of chat, messaging, video communication, voice communication, web publishing, visual display, or e-mail, individually or in any combination, over the Internet, and wherein each station is an Internet-enabled device that is further connected directly to a packet data network for sending and receiving packet data.

52. A non-transitory storage medium containing a software program executable by at least one processor, at a service system, for connecting a first party with a second party over a packet data network associated with the service system, the first party and the second party operating respectively a first station and a second station, each station

being Internet-enabled for accessing the service system that is operating at least partly over the Internet, the software program, when executed by the at least one processor, causes the following at the service system:

verify identity of the first party at the first station; 5
 obtain, by the service system, from the first station and over the packet data network, one or more first party transaction specifications associated with the first party operating the first station, the one or more first party transaction specifications specifying one or more 10
 of product information, service information, intellectual property information, content information, qualification information, characteristic information, or interest information, individually or in any combination, related to one or more transactions associated 15
 with the first party;
 obtain, by the service system, from the second station and over the packet data network, one or more second party transaction specifications associated with the second 20
 party, the one or more second party transaction specifications specifying one or more of product information, service information, intellectual property information, content information, qualification information, characteristic information, or interest information, 25
 individually or in any combination, related to one or more transactions associated with the second party;
 receive, by the service system and from the first party at the first station, an indication of electing into or electing out of a suggestion process;
 implement the suggestion process, by the service system, 30
 where the suggestion process includes matching, by the service system, the one or more first party transaction specifications with the one or more second party transaction specifications, and the implementing of the suggestion process is based on the service system having 35
 received, from the first party at the first station, the indication of electing into the suggestion process;
 generate, by the service system, a reference code for supplying to the first party at the first station, the generating of the reference code is related, at least in 40
 part, on the suggestion process that includes the matching of the one or more first party transaction specifications and the one or more second party transaction specifications, and the generated reference code having 45
 a relationship to the second party, and wherein the generation of the reference code is based, at least in part, on having obtained, by the service system, the one or more first party transaction specifications and the one or more second party transaction specifications;
 supply, by the service system, the reference code to the 50
 first party at the first station over the packet data network, the supplying of the reference code being based on the service system having verified the identity of the first party at the first station;
 receive, by the service system and at the first station, a 55
 connection request over the packet data network from the first party for connecting to the second party, the connection request from the first party employing, at least in part, the reference code previously supplied to the first party at the first station by the service system; 60
 and
 open, by the service system and over the packet data network, a channel for communication between the first party at the first station and the second party at the second station, the opening of the channel is based on 65
 the service system having received the connection request from the first party at the first station; and

wherein the channel for communication between the first party and the second party is opened, by the service system, without providing, to the first party at the first station contact information or security information that is associated with the second party; and

wherein a connection between the first party and the second party over the packet data network is made without requiring the first party and the second party to provide a transaction specification to the service system specifying a transaction between the first party and the second party prior to the service system generating the reference code, and wherein the reference code, which is generated by the service system, is not generated by the first party at the first station and is not generated by the second party at the second station.

53. The non-transitory storage medium of claim 52, wherein the reference code includes one or more letters, numbers, or symbols, individually or in any combination, and the reference code further includes one or more of an image, a graphic, or video, individually or in any combination, and wherein the reference code is supplied to the first party visually via a screen display at the first station.

54. The non-transitory storage medium of claim 53, further comprising a software program executable by the at least one processor to:

verify, by the service system and over the packet data network, identity of the second party at the second station;

receive an initial transaction specification from the first party operating the first station or the second party operating the second station specifying at least one parameter associated with a proposed transaction; and subsequent to receiving the initial transaction specification from the first party or the second party, the software program is further executable by the at least one processor to create, by the service system, the reference code, wherein the reference code matches, at least partly, with the at least one parameter specified in the initial transaction specification.

55. The non-transitory storage medium of claim 52, further comprising a software program executable by the at least one processor to:

store, in a database, the contact information or the security information that is associated with the second party at the second station or the second station, where the contact information or the security information includes a physical address, a phone number, or an IP address associated with the second party at the second station;

recover the contact information or the security information in response to the connection request received from the first party at the first station over the packet data network; and

open the channel for communication between the first party and the second party without providing, to the first party, the contact information or the security information that is associated with the second party or the second station.

56. The non-transitory storage medium of claim 52, wherein the connection over the packet data network between the first party at the first station and the second party at the second station is facilitated by one or more of chat, messaging, image communication, video communication, voice communication, web publishing, visual screen display, or e-mail, individually or in any combination, and wherein at least one of the first station or the second station is a smart phone, and

35

wherein the connection request, received by the service system, from the first party for connecting to the second party includes at least one of voice communication, an email or an instant message.

57. The non-transitory storage medium of claim 52, wherein, subsequent to obtaining the one or more first party transaction specifications and the one or more second party transaction specifications, the non-transitory storage medium further comprises a software program executable by the at least one processor to:

data mine information on the first party, by the service system and at the first station, based, at least in part, on data collected from the first station by the service system from a history of transactions involving the one or more transactions associated with the first party over the packet data network;

data mine information on the second party, by the service system and at the second station, based, at least in part, on data collected from the second station by the service system from a history of transactions involving the one or more transactions associated with the second party over the packet data network; and

generate the reference code for supplying to the first party at the first station, the generating of the reference code further includes, at least in part, matching of the data mined information on the first party and the data mined information on the second party, and the generated reference code having a relationship to the second party operating the second station, and

wherein the generating of the reference code being subsequent to the service system having received, from the first party operating the first station, the indication of electing into the suggestion process.

58. The non-transitory storage medium of claim 57, further comprising a software program executable by the at least one processor to charge, by the service system, a fee from at least one of the first party or the second party for providing, by the service system, services associated with facilitating communication links, transactions, or interactions, individually or in any combination, over the packet data network, between the first party and the second party.

59. A controller for connecting at least a first party with a second party over the Internet based on data mining user information, the at least a first party and the at least a second party operating respectively at least a first station and a second station, each station being an Internet-enabled device, the controller including:

one or more data storage units;
one or more processors operating at a network node over the Internet; and

software executable, at least in part, by the one or more processors of the controller to:

verify, by the controller over the Internet, identity of one or more first parties operating one or more first stations, the one or more first stations being Internet-enabled devices;

data mine, by the controller over the Internet, information on the one or more first parties based, at least in part, on data collected by the controller from a history of transactions involving one or more transactions associated with the one or more first parties operating the one or more first stations over the Internet;

verify, by the controller over the Internet, identity of the second party operating the second station;

obtain, by the controller over the Internet, an initial transaction specification from the second party oper-

36

ating the second station specifying at least one parameter associated with a transaction between the second party and the one or more first parties;

match, by the controller over the Internet, the second party with at least one matched first party from among the one or more first parties operating the one or more first stations, the at least one matched first party operating at least a first party station that is an Internet-enabled device, the matching by the controller includes the controller using the at least one parameter included in the initial transaction specification and the data mining information collected by the controller on the one or more first parties from the history of transactions involving the one or more transactions associated with the one or more first parties;

create, by the controller over the Internet, a proposed transaction specification, the proposed transaction specification specifying at least a proposed transaction between the at least one matched first party and the second party, the creating of the proposed transaction specification being based on the controller having matched the second party with the at least one matched first party from among the one or more first parties;

provide, by the controller over the Internet, the proposed transaction specification to the second party;

receive, by the controller over the Internet, a second party transaction specification from the second party, the second party transaction specification received from the second party is based, at least in part, on the proposed transaction specification provided by the controller, and the second party transaction specification includes one or more of product information, service information, intellectual property information, content information, qualification information, characteristic information, or interest information, individually or in any combination, associated with the second party, and the second party transaction specification is associated with one or more transactions between the second party and the at least one matched first party;

generate, by the controller over the Internet, a reference code for supplying to the at least one matched first party at the at least one first party station, the reference code having a relationship with the second party transaction specification received from the second party operating the second station;

supply, by the controller over the Internet, the reference code to the at least one matched first party at the at least one first party station over the Internet, the supplying of the reference code being subsequent to having verified identity of the least one matched first party at the at least one first party station; and

receive, by the controller over the Internet, a connection request from the at least one matched first party at the at least one first party station over the Internet for connecting to the second party, the connection request from the at least one matched first party employing, at least in part, the reference code previously supplied to the at least one matched first party at the at least one first party station; and

wherein the one or more data storage units are accessible by the software and the software is executable by the one or more processors for storing at least part of user information that includes information related to the at

least one matched first party at the at least one first party station and the second party; and wherein a connection between the at least one matched first party and the second party over the Internet is made without requiring the at least one matched first party at the at least one first party station to provide a transaction specification that specifies a transaction between the at least one matched first party and the second party to the controller, prior to the controller supplying the reference code to the at least one matched first party at the at least one first party station.

60. The apparatus of claim 50, wherein the software is further executable, at least in part, by the one or more processors of the apparatus to:

generate, by the apparatus, a first party reference code for supplying to the second party at the second station, the first party reference code being associated with the proposed first party transaction specification specifying at least the proposed transaction between the first party at the first station and the second party at the second station, and the first party reference code having a relationship with the one or more first party transaction specifications obtained, by the apparatus, from the first station;

supply, by the apparatus, the first party reference code to the second party at the second station over the Internet, and suggest, by the apparatus and to the second party, a proposed transaction between the first party at the first station and the second party at the second station, and the supplying of the first party reference code being subsequent to having verified, by the apparatus, the identity of the second party at the second station; receive, by the apparatus, from the second party at the second station over the Internet, a connection request

from the second party for connecting to the first party at the first station, the receiving of the connection request from the second party being subsequent to the apparatus having supplied the first party reference code to the second party at the second station, and the receiving of the connection request from the second party being subsequent to the apparatus having suggested the proposed transaction between the first party at the first station and the second party at the second station; and

open, by the apparatus and over the Internet, a communication channel between the first party at the first station and the second party at the second station subsequent to having received, by the apparatus, the connection request from the first station over the Internet and the connection request from the second party at the second station over the Internet; and

wherein a connection between the first party and the second party over the Internet is made without requiring the second party at the second station to provide a transaction specification to the one or more processors specifying a proposed transaction between the first party and the second party prior to the apparatus supplying the first party reference code to the second party at the second station.

61. The apparatus of claim 60, wherein the first party reference code is supplied by the apparatus to the second party at the second station subsequent to the apparatus having received the connection request from the first party at the first station over the Internet for connecting to the second party.

* * * * *