



US00RE49007E

(19) **United States**
(12) **Reissued Patent**
Al-Ali

(10) **Patent Number: US RE49,007 E**
(45) **Date of Reissued Patent: *Apr. 5, 2022**

(54) **ADAPTIVE ALARM SYSTEM**

(56) **References Cited**

(71) Applicant: **MASIMO Corporation**, Irvine, CA (US)

U.S. PATENT DOCUMENTS

(72) Inventor: **Ammar Al-Ali**, San Juan Capistrano, CA (US)

3,608,545 A 9/1971 Novak et al.
4,338,950 A 7/1982 Barlow, Jr. et al.
(Continued)

(73) Assignee: **MASIMO CORPORATION**, Irvine, CA (US)

FOREIGN PATENT DOCUMENTS

(*) Notice: This patent is subject to a terminal disclaimer.

EP 0880936 A2 12/1998
EP 0920729 B1 4/2000
(Continued)

(21) Appl. No.: **16/800,971**

OTHER PUBLICATIONS

(22) Filed: **Feb. 25, 2020**

US 9,579,050 B2, 02/2017, Al-Ali (withdrawn)
(Continued)

Related U.S. Patent Documents

Reissue of:

Primary Examiner — Robert L Nasser

(64) Patent No.: **9,775,570**
Issued: **Oct. 3, 2017**
Appl. No.: **15/583,718**
Filed: **May 1, 2017**

(74) *Attorney, Agent, or Firm* — Knobbe Martens Olson & Bear, LLP

U.S. Applications:

(63) Continuation of application No. 16/184,908, filed on Nov. 8, 2018, now Pat. No. Re. 47,882, which is a (Continued)

(57) **ABSTRACT**

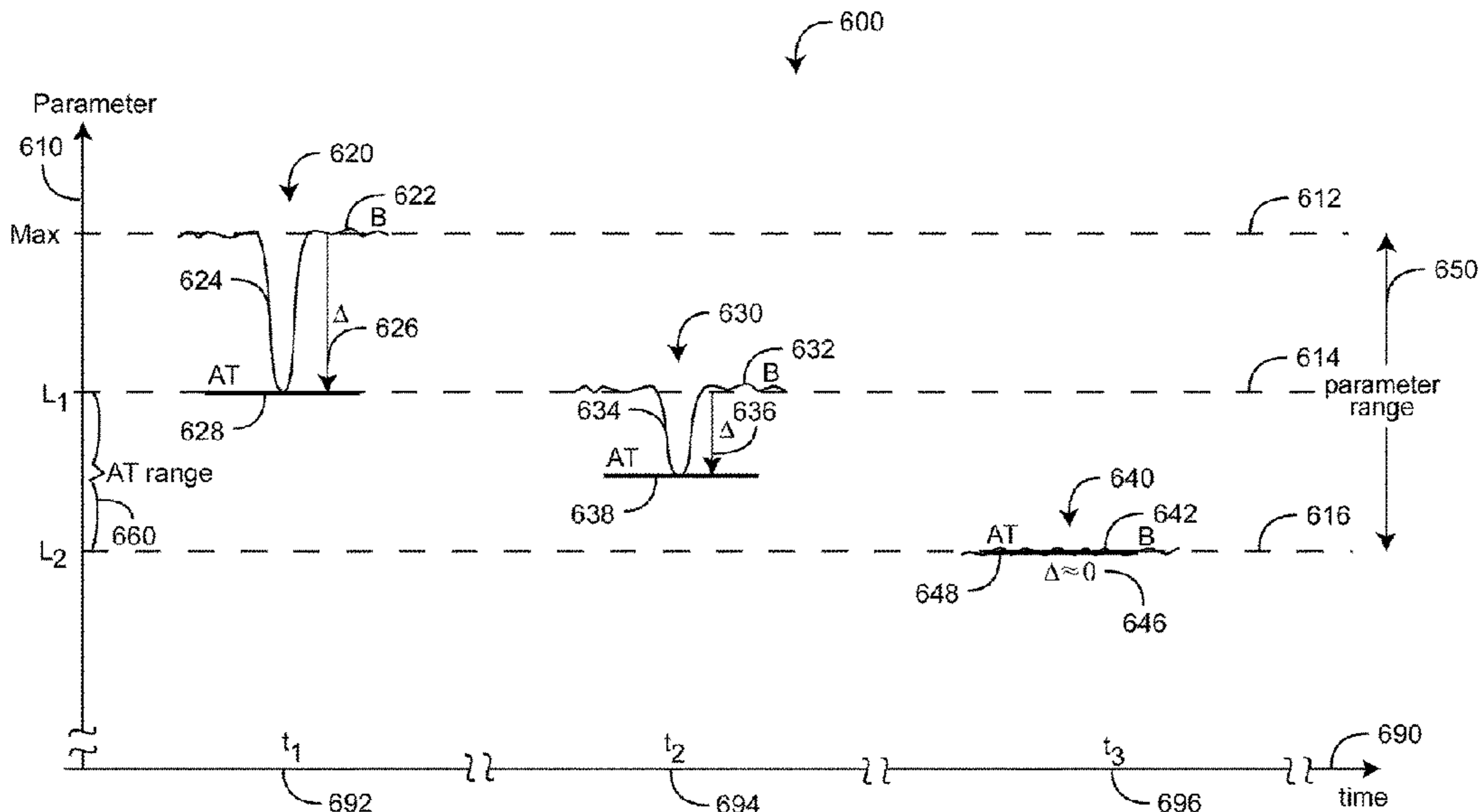
(51) **Int. Cl.**
A61B 5/00 (2006.01)
A61B 5/1455 (2006.01)
G08B 29/26 (2006.01)

Systems and electronic processes for reducing electronic alarms in a medical patient monitoring system. For example, a system for reducing electronic alarms can include an optical sensor and one or more hardware processors in electronic communication with the optical sensor. The one or more hardware processors can be programmed to measure oxygen saturation values of a patient over a first period of time, determine if at least one oxygen saturation value obtained over the first period of time exceeds a first alarm threshold, determine whether a first alarm should be triggered based on the determination that the at least one oxygen saturation value obtained over the first period of time exceeds the first alarm threshold, determine a second alarm threshold to be applied during a second period of time subsequent to the first period of time, the second alarm threshold replacing the first alarm threshold.

(52) **U.S. Cl.**
CPC **A61B 5/746** (2013.01); **A61B 5/1455** (2013.01); **A61B 5/14551** (2013.01);
(Continued)

(58) **Field of Classification Search**
CPC **A61B 5/14551**; **A61B 5/1455**
See application file for complete search history.

11 Claims, 14 Drawing Sheets



Related U.S. Application Data

continuation of application No. 15/881,602, filed on Jan. 26, 2018, now Pat. No. Re. 47,218, which is an application for the reissue of Pat. No. 9,775,570, which is a continuation of application No. 13/037,184, filed on Feb. 28, 2011, now Pat. No. 9,724,024.

(60) Provisional application No. 61/328,630, filed on Apr. 27, 2010, provisional application No. 61/309,419, filed on Mar. 1, 2010.

(52) **U.S. Cl.**

CPC *A61B 5/14552* (2013.01); *A61B 5/74* (2013.01); *G08B 29/26* (2013.01); *A61B 2560/0276* (2013.01)

(56)

References Cited

U.S. PATENT DOCUMENTS

4,425,921 A 1/1984 Fujisaki et al.
 4,450,843 A 5/1984 Barney et al.
 4,557,545 A 12/1985 Ohtsuki et al.
 4,639,718 A 1/1987 Gasper
 4,653,498 A 3/1987 New et al.
 4,807,639 A 2/1989 Shimizu et al.
 4,883,055 A 11/1989 Merrick
 4,889,132 A 12/1989 Hutcheson et al.
 4,896,676 A 1/1990 Sasaki
 4,960,128 A 10/1990 Gordon et al.
 4,964,408 A 10/1990 Hink et al.
 4,975,684 A 12/1990 Guttinger et al.
 5,041,187 A 8/1991 Hink et al.
 5,069,213 A 12/1991 Polczynski
 5,111,817 A 5/1992 Clark et al.
 5,163,438 A 11/1992 Gordon et al.
 5,226,417 A 7/1993 Swedlow et al.
 5,253,645 A 10/1993 Friedman et al.
 5,253,646 A 10/1993 Delpy et al.
 5,285,782 A 2/1994 Prosser
 5,319,355 A 6/1994 Russek
 5,319,363 A 6/1994 Welch
 5,337,744 A 8/1994 Branigan
 5,341,805 A 8/1994 Stavridi et al.
 D353,195 S 12/1994 Savage et al.
 D353,196 S 12/1994 Savage et al.
 5,377,676 A 1/1995 Vari et al.
 D359,546 S 6/1995 Savage et al.
 5,431,170 A 7/1995 Mathews
 5,436,499 A 7/1995 Namavar et al.
 D361,840 S 8/1995 Savage et al.
 D362,063 S 9/1995 Savage et al.
 5,452,717 A 9/1995 Branigan et al.
 D363,120 S 10/1995 Savage et al.
 5,456,252 A 10/1995 Vari et al.
 5,464,012 A 11/1995 Falcone
 5,479,934 A 1/1996 Imran
 5,482,036 A 1/1996 Diab et al.
 5,490,505 A 2/1996 Diab et al.
 5,494,043 A 2/1996 O'Sullivan et al.
 5,533,511 A 7/1996 Kaspari et al.
 5,534,851 A 7/1996 Russek
 5,539,706 A 7/1996 Takenaka et al.
 5,561,275 A 10/1996 Savage et al.
 5,562,002 A 10/1996 Lalin
 5,590,649 A 1/1997 Caro et al.
 5,602,924 A 2/1997 Durand et al.
 5,615,684 A 4/1997 Hagel et al.
 5,632,272 A 5/1997 Diab et al.
 5,637,002 A 6/1997 Buck et al.
 5,638,816 A 6/1997 Kiani-Azarbayjany et al.
 5,638,818 A 6/1997 Diab et al.
 5,645,440 A 7/1997 Tobler et al.
 5,671,914 A 9/1997 Kalkhoran et al.
 5,685,299 A 11/1997 Diab et al.

D390,192 S 2/1998 Ono
 D391,551 S 3/1998 Ono
 5,726,440 A 3/1998 Kalkhoran et al.
 D393,830 S 4/1998 Tobler et al.
 5,743,262 A 4/1998 Lepper, Jr. et al.
 5,747,806 A 5/1998 Khalil et al.
 5,750,994 A 5/1998 Schlager
 5,758,644 A 6/1998 Diab et al.
 5,760,910 A 6/1998 Lepper, Jr. et al.
 5,769,785 A 6/1998 Diab et al.
 5,782,757 A 7/1998 Diab et al.
 5,785,659 A 7/1998 Caro et al.
 5,791,347 A 8/1998 Flaherty et al.
 5,793,413 A 8/1998 Hylton et al.
 5,810,734 A 9/1998 Caro et al.
 5,823,950 A 10/1998 Diab et al.
 5,830,131 A 11/1998 Caro et al.
 5,833,618 A 11/1998 Caro et al.
 5,860,919 A 1/1999 Kiani-Azarbayjany et al.
 5,865,736 A 2/1999 Baker, Jr. et al.
 5,876,348 A 3/1999 Sugo et al.
 5,890,929 A 4/1999 Mills et al.
 5,904,654 A 5/1999 Wohltmann et al.
 5,919,134 A 7/1999 Diab
 5,919,141 A 7/1999 Money et al.
 5,920,263 A 7/1999 Huttenhoff et al.
 5,934,925 A 8/1999 Tobler et al.
 5,940,182 A 8/1999 Lepper, Jr. et al.
 5,987,343 A 11/1999 Kinast
 5,995,855 A 11/1999 Kiani et al.
 5,997,343 A 12/1999 Mills et al.
 6,002,952 A 12/1999 Diab et al.
 6,005,658 A 12/1999 Kaluza et al.
 6,010,937 A 1/2000 Karam et al.
 6,011,986 A 1/2000 Diab et al.
 6,027,452 A 2/2000 Flaherty et al.
 6,036,642 A 3/2000 Diab et al.
 6,040,578 A 3/2000 Malin et al.
 6,045,509 A 4/2000 Caro et al.
 6,050,951 A 4/2000 Friedman et al.
 6,066,204 A 5/2000 Haven
 6,067,462 A 5/2000 Diab et al.
 6,081,735 A 6/2000 Diab et al.
 6,088,607 A 7/2000 Diab et al.
 6,110,522 A 8/2000 Lepper, Jr. et al.
 6,115,673 A 9/2000 Malin et al.
 6,124,597 A 9/2000 Shehada
 6,128,521 A 10/2000 Marro et al.
 6,129,675 A 10/2000 Jay
 6,144,868 A 11/2000 Parker
 6,151,516 A 11/2000 Kiani-Azarbayjany et al.
 6,152,754 A 11/2000 Gerhardt et al.
 6,157,850 A 12/2000 Diab et al.
 6,165,005 A 12/2000 Mills et al.
 6,166,633 A 12/2000 Wang et al.
 6,184,521 B1 2/2001 Coffin, IV et al.
 6,190,325 B1 2/2001 Narimatsu
 6,206,830 B1 3/2001 Diab et al.
 6,229,856 B1 5/2001 Diab et al.
 6,232,609 B1 5/2001 Snyder et al.
 6,236,872 B1 5/2001 Diab et al.
 6,241,661 B1 6/2001 Schluess et al.
 6,241,683 B1 6/2001 Macklem et al.
 6,241,684 B1 6/2001 Amano et al.
 6,253,097 B1 6/2001 Aronow et al.
 6,255,708 B1 7/2001 Sudharsanan et al.
 6,256,523 B1 7/2001 Diab et al.
 6,263,222 B1 7/2001 Diab et al.
 6,278,522 B1 8/2001 Lepper, Jr. et al.
 6,280,213 B1 8/2001 Tobler et al.
 6,280,381 B1 8/2001 Malin et al.
 6,285,896 B1 9/2001 Tobler et al.
 6,301,493 B1 10/2001 Marro et al.
 6,308,089 B1 10/2001 von der Ruhr et al.
 6,317,627 B1 11/2001 Ennen et al.
 6,321,100 B1 11/2001 Parker
 6,325,761 B1 12/2001 Jay
 6,334,065 B1 12/2001 Al-Ali et al.
 6,343,224 B1 1/2002 Parker

(56)

References Cited

U.S. PATENT DOCUMENTS

6,349,228 B1	2/2002	Kiani et al.	6,830,711 B2	12/2004	Mills et al.
6,360,114 B1	3/2002	Diab et al.	6,840,904 B2	1/2005	Goldberg
6,368,283 B1	4/2002	Xu et al.	6,850,787 B2	2/2005	Weber et al.
6,371,921 B1	4/2002	Caro et al.	6,850,788 B2	2/2005	Al-Ali
6,377,829 B1	4/2002	Al-Ali	6,852,083 B2	2/2005	Caro et al.
6,388,240 B2	5/2002	Schulz et al.	6,861,639 B2	3/2005	Al-Ali
6,397,091 B2	5/2002	Diab et al.	6,876,931 B2	4/2005	Lorenz et al.
6,411,373 B1	6/2002	Garside et al.	6,897,788 B2	5/2005	Khair et al.
6,415,167 B1	7/2002	Blank et al.	6,898,452 B2	5/2005	Al-Ali et al.
6,430,437 B1	8/2002	Marro	6,920,345 B2	7/2005	Al-Ali et al.
6,430,525 B1	8/2002	Weber et al.	6,931,268 B1	8/2005	Kiani-Azarbayjany et al.
6,463,311 B1	10/2002	Diab	6,934,570 B2	8/2005	Kiani et al.
6,470,199 B1	10/2002	Kopotic et al.	6,939,305 B2	9/2005	Flaherty et al.
6,487,429 B2	11/2002	Hockersmith et al.	6,943,348 B1	9/2005	Coffin, IV
6,501,975 B2	12/2002	Diab et al.	6,950,687 B2	9/2005	Al-Ali
6,505,059 B1	1/2003	Kollias et al.	6,956,649 B2	10/2005	Acosta et al.
6,510,344 B1	1/2003	Halpern	6,961,598 B2	11/2005	Diab
6,515,273 B2	2/2003	Al-Ali	6,970,792 B1	11/2005	Diab
6,519,487 B1	2/2003	Parker	6,979,812 B2	12/2005	Al-Ali
6,525,386 B1	2/2003	Mills et al.	6,985,764 B2	1/2006	Mason et al.
6,526,300 B1	2/2003	Kiani et al.	6,990,364 B2	1/2006	Ruchti et al.
6,534,012 B1	3/2003	Hazen et al.	6,993,371 B2	1/2006	Kiani et al.
6,541,756 B2	4/2003	Schulz et al.	6,996,427 B2	2/2006	Ali et al.
6,542,764 B1	4/2003	Al-Ali et al.	6,998,247 B2	2/2006	Monfre et al.
6,553,242 B1	4/2003	Sarussi	6,999,904 B2	2/2006	Weber et al.
6,580,086 B1	6/2003	Schulz et al.	7,003,338 B2	2/2006	Weber et al.
6,584,336 B1	6/2003	Ali et al.	7,003,339 B2	2/2006	Diab et al.
6,587,196 B1	7/2003	Stippick et al.	7,015,451 B2	3/2006	Dalke et al.
6,587,199 B1	7/2003	Luu	7,024,233 B2	4/2006	Ali et al.
6,595,316 B2	7/2003	Cybulski et al.	7,027,849 B2	4/2006	Al-Ali
6,597,932 B2	7/2003	Tian et al.	7,030,749 B2	4/2006	Al-Ali
6,597,933 B2	7/2003	Kiani et al.	7,039,449 B2	5/2006	Al-Ali
6,606,511 B1	8/2003	Ali et al.	7,041,060 B2	5/2006	Flaherty et al.
6,632,181 B2	10/2003	Flaherty et al.	7,044,918 B2	5/2006	Diab
6,635,559 B2	10/2003	Greenwald et al.	7,067,893 B2	6/2006	Mills et al.
6,639,668 B1	10/2003	Trepagnier	7,079,035 B2	7/2006	Bock et al.
6,640,116 B2	10/2003	Diab	D526,719 S	8/2006	Richie, Jr. et al.
6,640,117 B2	10/2003	Makarewicz et al.	7,096,052 B2	8/2006	Mason et al.
6,643,530 B2	11/2003	Diab et al.	7,096,054 B2	8/2006	Abdul-Hafiz et al.
6,645,155 B2	11/2003	Inukai et al.	D529,616 S	10/2006	Deros et al.
6,650,917 B2	11/2003	Diab et al.	7,123,950 B2	10/2006	Mannheimer
6,654,624 B2	11/2003	Diab et al.	7,132,641 B2	11/2006	Schulz et al.
6,658,276 B2	12/2003	Kiani et al.	7,133,710 B2	11/2006	Acosta et al.
6,661,161 B1	12/2003	Lanzo et al.	7,142,901 B2	11/2006	Kiani et al.
6,671,531 B2	12/2003	Al-Ali et al.	7,149,561 B2	12/2006	Diab
6,678,543 B2	1/2004	Diab et al.	7,186,966 B2	3/2007	Al-Ali
6,684,090 B2	1/2004	Ali et al.	7,190,261 B2	3/2007	Al-Ali
6,684,091 B2	1/2004	Parker	7,215,984 B2	5/2007	Diab
6,697,656 B1	2/2004	Al-Ali	7,215,986 B2	5/2007	Diab
6,697,657 B1	2/2004	Shehada et al.	7,221,971 B2	5/2007	Diab
6,697,658 B2	2/2004	Al-Ali	7,225,006 B2	5/2007	Al-Ali et al.
RE38,476 E	3/2004	Diab et al.	7,225,007 B2	5/2007	Al-Ali
6,699,194 B1	3/2004	Diab et al.	RE39,672 E	6/2007	Shehada et al.
6,714,804 B2	3/2004	Al-Ali et al.	7,239,905 B2	7/2007	Kiani-Azarbayjany et al.
RE38,492 E	4/2004	Diab et al.	7,245,953 B1	7/2007	Parker
6,721,582 B2	4/2004	Trepagnier et al.	7,254,429 B2	8/2007	Schurman et al.
6,721,585 B1	4/2004	Parker	7,254,431 B2	8/2007	Al-Ali et al.
6,725,075 B2	4/2004	Al-Ali	7,254,433 B2	8/2007	Diab et al.
6,728,560 B2	4/2004	Kollias et al.	7,254,434 B2	8/2007	Schulz et al.
6,735,459 B2	5/2004	Parker	7,272,425 B2	9/2007	Al-Ali
6,738,652 B2	5/2004	Mattu et al.	7,274,955 B2	9/2007	Kiani et al.
6,745,060 B2	6/2004	Diab et al.	D554,263 S	10/2007	Al-Ali
6,754,516 B2	6/2004	Mannheimer	7,280,858 B2	10/2007	Al-Ali et al.
6,755,689 B2	6/2004	Zhang et al.	7,289,835 B2	10/2007	Mansfield et al.
6,760,607 B2	7/2004	Al-Ali	7,292,883 B2	11/2007	De Felice et al.
6,770,028 B1	8/2004	Ali et al.	7,295,866 B2	11/2007	Al-Ali
6,771,994 B2	8/2004	Kiani et al.	7,328,053 B1	2/2008	Diab et al.
6,788,965 B2	9/2004	Ruchti et al.	7,332,784 B2	2/2008	Mills et al.
6,792,300 B1	9/2004	Diab et al.	7,340,287 B2	3/2008	Mason et al.
6,813,511 B2	11/2004	Diab et al.	7,341,559 B2	3/2008	Schulz et al.
6,816,241 B2	11/2004	Grubisic	7,343,186 B2	3/2008	Lamego et al.
6,816,266 B2	11/2004	Varshneya et al.	D566,282 S	4/2008	Al-Ali et al.
6,816,741 B2	11/2004	Diab	7,355,512 B1	4/2008	Al-Ali
6,822,564 B2	11/2004	Al-Ali	7,356,365 B2	4/2008	Schurman
6,826,419 B2	11/2004	Diab et al.	7,371,981 B2	5/2008	Abdul-Hafiz
			7,373,193 B2	5/2008	Al-Ali et al.
			7,373,194 B2	5/2008	Weber et al.
			7,376,453 B1	5/2008	Diab et al.
			7,377,794 B2	5/2008	Al-Ali et al.

(56)

References Cited

U.S. PATENT DOCUMENTS

7,377,899 B2	5/2008	Weber et al.	7,937,129 B2	5/2011	Mason et al.
7,383,070 B2	6/2008	Diab et al.	7,937,130 B2	5/2011	Diab et al.
7,395,158 B2	7/2008	Monfre et al.	7,941,199 B2	5/2011	Kiani
7,399,277 B2	7/2008	Saidara et al.	7,951,086 B2	5/2011	Flaherty et al.
7,415,297 B2	8/2008	Al-Ali et al.	7,957,780 B2	6/2011	Lamego et al.
7,428,432 B2	9/2008	Ali et al.	7,962,188 B2	6/2011	Kiani et al.
7,438,683 B2	10/2008	Al-Ali et al.	7,962,190 B1	6/2011	Diab et al.
7,440,787 B2	10/2008	Diab	7,976,472 B2	7/2011	Kiani
7,454,240 B2	11/2008	Diab et al.	7,988,637 B2	8/2011	Diab
7,467,002 B2	12/2008	Weber et al.	7,990,382 B2	8/2011	Kiani
7,469,157 B2	12/2008	Diab et al.	7,991,446 B2	8/2011	Ali et al.
7,471,969 B2	12/2008	Diab et al.	8,000,761 B2	8/2011	Al-Ali
7,471,971 B2	12/2008	Diab et al.	8,008,088 B2	8/2011	Bellott et al.
7,483,729 B2	1/2009	Al-Ali et al.	RE42,753 E	9/2011	Kiani-Azarbayjany et al.
7,483,730 B2	1/2009	Diab et al.	8,019,400 B2	9/2011	Diab et al.
7,489,958 B2	2/2009	Diab et al.	8,028,701 B2	10/2011	Al-Ali et al.
7,496,391 B2	2/2009	Diab et al.	8,029,765 B2	10/2011	Bellott et al.
7,496,393 B2	2/2009	Diab et al.	8,036,727 B2	10/2011	Schurman et al.
D587,657 S	3/2009	Al-Ali et al.	8,036,728 B2	10/2011	Diab et al.
7,499,741 B2	3/2009	Diab et al.	8,046,040 B2	10/2011	Ali et al.
7,499,835 B2	3/2009	Weber et al.	8,046,041 B2	10/2011	Diab et al.
7,500,950 B2	3/2009	Al-Ali et al.	8,046,042 B2	10/2011	Diab et al.
7,509,154 B2	3/2009	Diab et al.	8,048,040 B2	11/2011	Kiani
7,509,494 B2	3/2009	Al-Ali	8,050,728 B2	11/2011	Al-Ali et al.
7,510,849 B2	3/2009	Schurman et al.	RE43,169 E	2/2012	Parker
7,514,725 B2	4/2009	Wojtczuk et al.	8,118,620 B2	2/2012	Al-Ali et al.
7,519,406 B2	4/2009	Blank et al.	8,126,528 B2	2/2012	Diab et al.
7,526,328 B2	4/2009	Diab et al.	8,128,572 B2	3/2012	Diab et al.
D592,507 S	5/2009	Wachman et al.	8,130,105 B2	3/2012	Al-Ali et al.
7,530,942 B1	5/2009	Diab	8,145,287 B2	3/2012	Diab et al.
7,530,949 B2	5/2009	Al Ali et al.	8,150,487 B2	4/2012	Diab et al.
7,530,955 B2	5/2009	Diab et al.	8,175,672 B2	5/2012	Parker
7,563,110 B2	7/2009	Al-Ali et al.	8,180,420 B2	5/2012	Diab et al.
7,593,230 B2	9/2009	Abul-Haj et al.	8,182,443 B1	5/2012	Kiani
7,596,398 B2	9/2009	Al-Ali et al.	8,185,180 B2	5/2012	Diab et al.
7,606,608 B2	10/2009	Blank et al.	8,190,223 B2	5/2012	Al-Ali et al.
7,618,375 B2	11/2009	Flaherty	8,190,227 B2	5/2012	Diab et al.
7,620,674 B2	11/2009	Ruchti et al.	8,203,438 B2	6/2012	Kiani et al.
D606,659 S	12/2009	Kiani et al.	8,203,704 B2	6/2012	Merritt et al.
7,629,039 B2	12/2009	Eckerbom et al.	8,204,566 B2	6/2012	Schurman et al.
7,640,140 B2	12/2009	Ruchti et al.	8,214,043 B2	7/2012	Matos
7,647,083 B2	1/2010	Al-Ali et al.	8,219,172 B2	7/2012	Schurman et al.
D609,193 S	2/2010	Al-Ali et al.	8,224,411 B2	7/2012	Al-Ali et al.
D614,305 S	4/2010	Al-Ali et al.	8,228,181 B2	7/2012	Al-Ali
7,697,966 B2	4/2010	Monfre et al.	8,229,532 B2	7/2012	Davis
7,698,105 B2	4/2010	Ruchti et al.	8,229,533 B2	7/2012	Diab et al.
RE41,317 E	5/2010	Parker	8,233,955 B2	7/2012	Al-Ali et al.
RE41,333 E	5/2010	Blank et al.	8,244,325 B2	8/2012	Al-Ali et al.
7,729,733 B2	6/2010	Al-Ali et al.	8,255,026 B1	8/2012	Al-Ali
7,734,320 B2	6/2010	Al-Ali	8,255,027 B2	8/2012	Al-Ali et al.
7,761,127 B2	7/2010	Al-Ali et al.	8,255,028 B2	8/2012	Al-Ali et al.
7,761,128 B2	7/2010	Al-Ali et al.	8,260,577 B2	9/2012	Weber et al.
7,764,982 B2	7/2010	Dalke et al.	8,265,723 B1	9/2012	McHale et al.
D621,516 S	8/2010	Kiani et al.	8,274,360 B2	9/2012	Sampath et al.
7,769,436 B1	8/2010	Boileau et al.	8,280,473 B2	10/2012	Al-Ali
7,791,155 B2	9/2010	Diab	8,301,217 B2	10/2012	Al-Ali et al.
7,801,581 B2	9/2010	Diab	8,306,596 B2	11/2012	Schurman et al.
7,822,452 B2	10/2010	Schurman et al.	8,310,336 B2	11/2012	Muhsin et al.
RE41,912 E	11/2010	Parker	8,315,683 B2	11/2012	Al-Ali et al.
7,844,313 B2	11/2010	Kiani et al.	RE43,860 E	12/2012	Parker
7,844,314 B2	11/2010	Al-Ali	8,337,403 B2	12/2012	Al-Ali et al.
7,844,315 B2	11/2010	Al-Ali	8,346,330 B2	1/2013	Lamego
7,865,222 B2	1/2011	Weber et al.	8,353,842 B2	1/2013	Al-Ali et al.
7,873,497 B2	1/2011	Weber et al.	8,355,766 B2	1/2013	MacNeish, III et al.
7,880,606 B2	2/2011	Al-Ali	8,359,080 B2	1/2013	Diab et al.
7,880,626 B2	2/2011	Al-Ali et al.	8,364,223 B2	1/2013	Al-Ali et al.
7,891,355 B2	2/2011	Al-Ali et al.	8,364,226 B2	1/2013	Diab et al.
7,894,868 B2	2/2011	Al-Ali et al.	8,374,665 B2	2/2013	Lamego
7,899,507 B2	3/2011	Al-Ali et al.	8,385,995 B2	2/2013	Al-Ali et al.
7,899,518 B2	3/2011	Trepagnier et al.	8,385,996 B2	2/2013	Smith et al.
7,904,132 B2	3/2011	Weber et al.	8,388,353 B2	3/2013	Kiani et al.
7,909,772 B2	3/2011	Popov et al.	8,399,822 B2	3/2013	Al-Ali
7,910,875 B2	3/2011	Al-Ali	8,401,602 B2	3/2013	Kiani
7,919,713 B2	4/2011	Al-Ali et al.	8,401,607 B2	3/2013	Mannheimer
7,937,128 B2	5/2011	Al-Ali	8,405,608 B2	3/2013	Al-Ali et al.
			8,414,499 B2	4/2013	Al-Ali et al.
			8,418,524 B2	4/2013	Al-Ali
			8,423,106 B2	4/2013	Lamego et al.
			8,428,967 B2	4/2013	Olsen et al.

(56)

References Cited

U.S. PATENT DOCUMENTS

8,430,817 B1	4/2013	Al-Ali et al.	8,768,423 B2	7/2014	Shakespeare et al.
8,437,825 B2	5/2013	Dalvi et al.	8,771,204 B2	7/2014	Telfort et al.
8,455,290 B2	6/2013	Siskavich	8,777,634 B2	7/2014	Kiani et al.
8,457,703 B2	6/2013	Al-Ali	8,781,543 B2	7/2014	Diab et al.
8,457,707 B2	6/2013	Kiani	8,781,544 B2	7/2014	Al-Ali et al.
8,463,349 B2	6/2013	Diab et al.	8,781,549 B2	7/2014	Al-Ali et al.
8,466,286 B2	6/2013	Bellott et al.	8,788,003 B2	7/2014	Schurman et al.
8,471,713 B2	6/2013	Poeze et al.	8,790,268 B2	7/2014	Al-Ali
8,473,020 B2	6/2013	Kiani et al.	8,792,949 B2	7/2014	Baker, Jr.
8,483,787 B2	7/2013	Al-Ali et al.	8,801,613 B2	8/2014	Al-Ali et al.
8,489,364 B2	7/2013	Weber et al.	8,821,397 B2	9/2014	Al-Ali et al.
8,498,684 B2	7/2013	Weber et al.	8,821,415 B2	9/2014	Al-Ali et al.
8,504,128 B2	8/2013	Blank et al.	8,830,449 B1	9/2014	Lamego et al.
8,509,867 B2	8/2013	Workman et al.	8,831,700 B2	9/2014	Schurman et al.
8,515,509 B2	8/2013	Bruinsma et al.	8,838,196 B2	9/2014	Mannheimer
8,523,781 B2	9/2013	Al-Ali	8,840,549 B2	9/2014	Al-Ali et al.
8,529,301 B2	9/2013	Al-Ali et al.	8,847,740 B2	9/2014	Kiani et al.
8,532,727 B2	9/2013	Ali et al.	8,849,365 B2	9/2014	Smith et al.
8,532,728 B2	9/2013	Diab et al.	8,852,094 B2	10/2014	Al-Ali et al.
D692,145 S	10/2013	Al-Ali et al.	8,852,115 B2	10/2014	Muir
8,547,209 B2	10/2013	Kiani et al.	8,852,994 B2	10/2014	Wojtczuk et al.
8,548,548 B2	10/2013	Al-Ali	8,868,147 B2	10/2014	Stippick et al.
8,548,549 B2	10/2013	Schurman et al.	8,868,150 B2	10/2014	Al-Ali et al.
8,548,550 B2	10/2013	Al-Ali et al.	8,870,792 B2	10/2014	Al-Ali et al.
8,554,297 B2	10/2013	Moon et al.	8,886,271 B2	11/2014	Kiani et al.
8,560,032 B2	10/2013	Al-Ali et al.	8,888,539 B2	11/2014	Al-Ali et al.
8,560,034 B1	10/2013	Diab et al.	8,888,708 B2	11/2014	Diab et al.
8,570,167 B2	10/2013	Al-Ali	8,892,180 B2	11/2014	Weber et al.
8,570,503 B2	10/2013	Vo et al.	8,897,847 B2	11/2014	Al-Ali
8,571,617 B2	10/2013	Reichgott et al.	8,909,310 B2	12/2014	Lamego et al.
8,571,618 B1	10/2013	Lamego et al.	8,911,377 B2	12/2014	Al-Ali
8,571,619 B2	10/2013	Al-Ali et al.	8,912,909 B2	12/2014	Al-Ali et al.
8,577,431 B2	11/2013	Lamego et al.	8,920,317 B2	12/2014	Al-Ali et al.
8,581,732 B2	11/2013	Al-Ali et al.	8,921,699 B2	12/2014	Al-Ali et al.
8,584,345 B2	11/2013	Al-Ali et al.	8,922,382 B2	12/2014	Al-Ali et al.
8,588,880 B2	11/2013	Abdul-Hafiz et al.	8,929,964 B2	1/2015	Al-Ali et al.
8,597,274 B2	12/2013	Sloan et al.	8,942,777 B2	1/2015	Diab et al.
8,600,467 B2	12/2013	Al-Ali et al.	8,948,834 B2	2/2015	Diab et al.
8,606,342 B2	12/2013	Diab	8,948,835 B2	2/2015	Diab
8,622,902 B2	1/2014	Woehrle	8,956,294 B2	2/2015	McCombie et al.
8,626,255 B2	1/2014	Al-Ali et al.	8,961,416 B2	2/2015	Siddiqui et al.
8,630,691 B2	1/2014	Lamego et al.	8,965,471 B2	2/2015	Lamego
8,634,889 B2	1/2014	Al-Ali et al.	8,983,564 B2	3/2015	Al-Ali
8,641,631 B2	2/2014	Sierra et al.	8,989,831 B2	3/2015	Al-Ali et al.
8,652,060 B2	2/2014	Al-Ali	8,996,085 B2	3/2015	Kiani et al.
8,663,107 B2	3/2014	Kiani	8,998,809 B2	4/2015	Kiani
8,666,468 B1	3/2014	Al-Ali	9,028,407 B1	5/2015	Bennett-Guerrero
8,667,967 B2	3/2014	Al-Ali et al.	9,028,429 B2	5/2015	Telfort et al.
8,670,811 B2	3/2014	O'Reilly	9,037,207 B2	5/2015	Al-Ali et al.
8,670,814 B2	3/2014	Diab et al.	9,060,721 B2	6/2015	Reichgott et al.
8,676,286 B2	3/2014	Weber et al.	9,066,666 B2	6/2015	Kiani
8,682,407 B2	3/2014	Al-Ali	9,066,680 B1	6/2015	Al-Ali et al.
RE44,823 E	4/2014	Parker	9,072,474 B2	7/2015	Al-Ali et al.
RE44,875 E	4/2014	Kiani et al.	9,078,560 B2	7/2015	Schurman et al.
8,688,183 B2	4/2014	Bruinsma et al.	9,084,569 B2	7/2015	Weber et al.
8,690,799 B2	4/2014	Telfort et al.	9,095,316 B2	8/2015	Welch et al.
8,700,112 B2	4/2014	Kiani	9,106,038 B2	8/2015	Telfort et al.
8,702,627 B2	4/2014	Telfort et al.	9,107,625 B2	8/2015	Telfort et al.
8,706,179 B2	4/2014	Parker	9,107,626 B2	8/2015	Al-Ali et al.
8,712,494 B1	4/2014	Macneish, III et al.	9,113,831 B2	8/2015	Al-Ali
8,715,206 B2	5/2014	Telfort et al.	9,113,832 B2	8/2015	Al-Ali
8,718,735 B2	5/2014	Lamego et al.	9,119,595 B2	9/2015	Lamego
8,718,737 B2	5/2014	Diab et al.	9,131,881 B2	9/2015	Diab et al.
8,718,738 B2	5/2014	Blank et al.	9,131,882 B2	9/2015	Al-Ali et al.
8,720,249 B2	5/2014	Al-Ali	9,131,883 B2	9/2015	Al-Ali
8,721,541 B2	5/2014	Al-Ali et al.	9,131,917 B2	9/2015	Telfort et al.
8,721,542 B2	5/2014	Al-Ali et al.	9,138,180 B1	9/2015	Coverston et al.
8,723,677 B1	5/2014	Kiani	9,138,182 B2	9/2015	Al-Ali et al.
8,740,792 B1	6/2014	Kiani et al.	9,138,192 B2	9/2015	Weber et al.
8,754,776 B2	6/2014	Poeze et al.	9,142,117 B2	9/2015	Muhsin et al.
8,755,535 B2	6/2014	Telfort et al.	9,153,112 B1	10/2015	Kiani et al.
8,755,856 B2	6/2014	Diab et al.	9,153,121 B2	10/2015	Kiani et al.
8,755,872 B1	6/2014	Marinow	9,161,696 B2	10/2015	Al-Ali et al.
8,761,850 B2	6/2014	Lamego	9,161,713 B2	10/2015	Al-Ali et al.
8,764,671 B2	7/2014	Kiani	9,167,995 B2	10/2015	Lamego et al.
			9,176,141 B2	11/2015	Al-Ali et al.
			9,186,102 B2	11/2015	Bruinsma et al.
			9,192,312 B2	11/2015	Al-Ali
			9,192,329 B2	11/2015	Al-Ali

(56)

References Cited

U.S. PATENT DOCUMENTS

9,192,351 B1	11/2015	Telfort et al.	9,750,442 B2	9/2017	Olsen
9,195,385 B2	11/2015	Al-Ali et al.	9,750,443 B2	9/2017	Smith et al.
9,211,072 B2	12/2015	Kiani	9,750,461 B1	9/2017	Telfort
9,211,095 B1	12/2015	Al-Ali	9,775,545 B2	10/2017	Al-Ali et al.
9,218,454 B2	12/2015	Kiani et al.	9,775,546 B2	10/2017	Diab et al.
9,226,696 B2	1/2016	Kiani	9,775,570 B2	10/2017	Al-Ali
9,241,662 B2	1/2016	Al-Ali et al.	9,778,079 B1	10/2017	Al-Ali et al.
9,245,668 B1	1/2016	Vo et al.	9,782,077 B2	10/2017	Lamego et al.
9,259,185 B2	2/2016	Abdul-Hafiz et al.	9,782,110 B2	10/2017	Kiani
9,267,572 B2	2/2016	Barker et al.	9,787,568 B2	10/2017	Lamego et al.
9,277,880 B2	3/2016	Poeze et al.	9,788,735 B2	10/2017	Al-Ali
9,289,167 B2	3/2016	Diab et al.	9,788,768 B2	10/2017	Al-Ali et al.
9,295,421 B2	3/2016	Kiani et al.	9,795,300 B2	10/2017	Al-Ali
9,307,928 B1	4/2016	Al-Ali et al.	9,795,310 B2	10/2017	Al-Ali
9,323,894 B2	4/2016	Kiani	9,795,358 B2	10/2017	Telfort et al.
D755,392 S	5/2016	Hwang et al.	9,795,739 B2	10/2017	Al-Ali et al.
9,326,712 B1	5/2016	Kiani	9,801,556 B2	10/2017	Kiani
9,333,316 B2	5/2016	Kiani	9,801,588 B2	10/2017	Weber et al.
9,339,220 B2	5/2016	Lamego et al.	9,808,188 B1	11/2017	Perea et al.
9,341,565 B2	5/2016	Lamego et al.	9,814,418 B2	11/2017	Weber et al.
9,351,673 B2	5/2016	Diab et al.	9,820,691 B2	11/2017	Kiani
9,351,675 B2	5/2016	Al-Ali et al.	9,833,152 B2	12/2017	Kiani et al.
9,364,181 B2	6/2016	Kiani et al.	9,833,180 B2	12/2017	Shakespeare et al.
9,368,671 B2	6/2016	Wojtczuk et al.	9,839,379 B2	12/2017	Al-Ali et al.
9,370,325 B2	6/2016	Al-Ali et al.	9,839,381 B1	12/2017	Weber et al.
9,370,326 B2	6/2016	McHale et al.	9,847,002 B2	12/2017	Kiani et al.
9,370,335 B2	6/2016	Al-Ali et al.	9,847,749 B2	12/2017	Kiani et al.
9,375,185 B2	6/2016	Ali et al.	9,848,800 B1	12/2017	Lee et al.
9,386,953 B2	7/2016	Al-Ali	9,848,806 B2	12/2017	Al-Ali et al.
9,386,961 B2	7/2016	Al-Ali et al.	9,848,807 B2	12/2017	Lamego
9,392,945 B2	7/2016	Al-Ali et al.	9,861,298 B2	1/2018	Eckerbom et al.
9,397,448 B2	7/2016	Al-Ali et al.	9,861,304 B2	1/2018	Al-Ali et al.
9,408,542 B1	8/2016	Kinast et al.	9,861,305 B1	1/2018	Weber et al.
9,436,645 B2	9/2016	Al-Ali et al.	9,867,578 B2	1/2018	Al-Ali et al.
9,445,759 B1	9/2016	Lamego et al.	9,872,623 B2	1/2018	Al-Ali
9,466,919 B2	10/2016	Kiani et al.	9,876,320 B2	1/2018	Coverston et al.
9,474,474 B2	10/2016	Lamego et al.	9,877,650 B2	1/2018	Muhsin et al.
9,480,422 B2	11/2016	Al-Ali	9,877,686 B2	1/2018	Al-Ali et al.
9,480,435 B2	11/2016	Olsen	9,891,079 B2	2/2018	Dalvi
9,492,110 B2	11/2016	Al-Ali et al.	9,895,107 B2	2/2018	Al-Ali et al.
9,510,779 B2	12/2016	Poeze et al.	9,913,617 B2	3/2018	Al-Ali et al.
9,517,024 B2	12/2016	Kiani et al.	9,924,893 B2	3/2018	Schurman et al.
9,532,722 B2	1/2017	Lamego et al.	9,924,897 B1	3/2018	Abdul-Hafiz
9,538,949 B2	1/2017	Al-Ali et al.	9,936,917 B2	4/2018	Poeze et al.
9,538,980 B2	1/2017	Telfort et al.	9,943,269 B2	4/2018	Muhsin et al.
9,549,696 B2	1/2017	Lamego et al.	9,949,676 B2	4/2018	Al-Ali
9,554,737 B2	1/2017	Schurman et al.	9,955,937 B2	5/2018	Telfort
9,560,996 B2	2/2017	Kiani	9,965,946 B2	5/2018	Al-Ali
9,560,998 B2	2/2017	Al-Ali et al.	9,980,667 B2	5/2018	Kiani et al.
9,566,019 B2	2/2017	Al-Ali et al.	D820,865 S	6/2018	Muhsin et al.
9,579,039 B2	2/2017	Jansen et al.	9,986,919 B2	6/2018	Lamego et al.
9,591,975 B2	3/2017	Dalvi et al.	9,986,952 B2	6/2018	Dalvi et al.
9,622,692 B2	4/2017	Lamego et al.	9,989,560 B2	6/2018	Poeze et al.
9,622,693 B2	4/2017	Diab	9,993,207 B2	6/2018	Al-Ali et al.
D788,312 S	5/2017	Al-Ali et al.	10,007,758 B2	6/2018	Al-Ali et al.
9,636,055 B2	5/2017	Al-Ali et al.	D822,215 S	7/2018	Al-Ali et al.
9,636,056 B2	5/2017	Al-Ali	D822,216 S	7/2018	Barker et al.
9,649,054 B2	5/2017	Lamego et al.	10,010,276 B2	7/2018	Al-Ali et al.
9,662,052 B2	5/2017	Al-Ali et al.	10,032,002 B2	7/2018	Kiani et al.
9,668,679 B2	6/2017	Schurman et al.	10,039,482 B2	8/2018	Al-Ali et al.
9,668,680 B2	6/2017	Bruinsma et al.	10,052,037 B2	8/2018	Kinast et al.
9,668,703 B2	6/2017	Al-Ali	10,058,275 B2	8/2018	Al-Ali et al.
9,675,286 B2	6/2017	Diab	10,064,562 B2	9/2018	Al-Ali
9,687,160 B2	6/2017	Kiani	10,086,138 B1	10/2018	Novak, Jr.
9,693,719 B2	7/2017	Al-Ali et al.	10,092,200 B2	10/2018	Al-Ali et al.
9,693,737 B2	7/2017	Al-Ali	10,092,249 B2	10/2018	Kiani et al.
9,697,928 B2	7/2017	Al-Ali et al.	10,098,550 B2	10/2018	Al-Ali et al.
9,717,425 B2	8/2017	Kiani et al.	10,098,591 B2	10/2018	Al-Ali et al.
9,717,458 B2	8/2017	Lamego et al.	10,098,610 B2	10/2018	Al-Ali et al.
9,724,016 B1	8/2017	Al-Ali et al.	10,111,591 B2	10/2018	Dyell et al.
9,724,024 B2	8/2017	Al-Ali	D833,624 S	11/2018	DeJong et al.
9,724,025 B1	8/2017	Kiani et al.	10,123,726 B2	11/2018	Al-Ali et al.
9,730,640 B2	8/2017	Diab et al.	10,123,729 B2	11/2018	Dyell et al.
9,743,887 B2	8/2017	Al-Ali et al.	10,130,289 B2	11/2018	Al-Ali et al.
9,749,232 B2	8/2017	Sampath et al.	10,130,291 B2	11/2018	Schurman et al.
			D835,282 S	12/2018	Barker et al.
			D835,283 S	12/2018	Barker et al.
			D835,284 S	12/2018	Barker et al.
			D835,285 S	12/2018	Barker et al.

(56)

References Cited

U.S. PATENT DOCUMENTS

10,149,616 B2	12/2018	Al-Ali et al.	10,470,695 B2	11/2019	Al-Ali
10,154,815 B2	12/2018	Al-Ali et al.	10,471,159 B1	11/2019	Lapotko et al.
10,159,412 B2	12/2018	Lamego et al.	10,478,107 B2	11/2019	Kiani et al.
10,188,296 B2	1/2019	Al-Ali et al.	10,503,379 B2	12/2019	Al-Ali et al.
10,188,331 B1	1/2019	Al-Ali et al.	10,505,311 B2	12/2019	Al-Ali et al.
10,188,348 B2	1/2019	Kiani et al.	10,512,436 B2	12/2019	Muhsin et al.
RE47,218 E	2/2019	Al-Ali	10,524,706 B2	1/2020	Telfort et al.
RE47,244 E	2/2019	Kiani et al.	10,524,738 B2	1/2020	Olsen
RE47,249 E	2/2019	Kiani et al.	10,531,811 B2	1/2020	Al-Ali et al.
10,194,847 B2	2/2019	Al-Ali	10,531,819 B2	1/2020	Diab et al.
10,194,848 B1	2/2019	Kiani et al.	10,531,835 B2	1/2020	Al-Ali et al.
10,201,298 B2	2/2019	Al-Ali et al.	10,532,174 B2	1/2020	Al-Ali
10,205,272 B2	2/2019	Kiani et al.	10,537,285 B2	1/2020	Sherim et al.
10,205,291 B2	2/2019	Scruggs et al.	10,542,903 B2	1/2020	Al-Ali et al.
10,213,108 B2	2/2019	Al-Ali	10,548,561 B2	2/2020	Telfort et al.
10,219,706 B2	3/2019	Al-Ali	10,555,678 B2	2/2020	Dalvi et al.
10,219,746 B2	3/2019	McHale et al.	10,568,514 B2	2/2020	Wojtczuk et al.
10,226,187 B2	3/2019	Al-Ali et al.	10,568,553 B2	2/2020	O'Neil et al.
10,226,576 B2	3/2019	Kiani	RE47,882 E	3/2020	Al-Ali
10,231,657 B2	3/2019	Al-Ali et al.	10,575,779 B2	3/2020	Poeze et al.
10,231,670 B2	3/2019	Blank et al.	10,608,817 B2	3/2020	Haider et al.
10,231,676 B2	3/2019	Al-Ali et al.	D880,477 S	4/2020	Forrest et al.
RE47,353 E	4/2019	Kiani et al.	10,617,302 B2	4/2020	Al-Ali et al.
10,251,585 B2	4/2019	Al-Ali et al.	10,617,335 B2	4/2020	Al-Ali et al.
10,251,586 B2	4/2019	Lamego	10,637,181 B2	4/2020	Al-Ali et al.
10,255,994 B2	4/2019	Sampath et al.	D887,548 S	6/2020	Abdul-Hafiz et al.
10,258,265 B1	4/2019	Poeze et al.	D887,549 S	6/2020	Abdul-Hafiz et al.
10,258,266 B1	4/2019	Poeze et al.	10,667,764 B2	6/2020	Ahmed et al.
10,271,748 B2	4/2019	Al-Ali	D890,708 S	7/2020	Forrest et al.
10,278,626 B2	5/2019	Schurman et al.	10,721,785 B2	7/2020	Al-Ali
10,278,648 B2	5/2019	Al-Ali et al.	10,736,518 B2	8/2020	Al-Ali et al.
10,279,247 B2	5/2019	Kiani	10,750,984 B2	8/2020	Pauley et al.
10,292,628 B1	5/2019	Poeze et al.	D897,098 S	9/2020	Al-Ali
10,292,657 B2	5/2019	Abdul-Hafiz et al.	10,779,098 B2	9/2020	Iswanto et al.
10,292,664 B2	5/2019	Al-Ali	10,827,961 B1	11/2020	Iyengar et al.
10,299,708 B1	5/2019	Poeze et al.	10,828,007 B1	11/2020	Telfort et al.
10,299,709 B2	5/2019	Perea et al.	10,832,818 B2	11/2020	Muhsin et al.
10,299,720 B2	5/2019	Brown et al.	10,849,554 B2	12/2020	Shreim et al.
10,305,775 B2	5/2019	Lamego et al.	10,856,750 B2	12/2020	Indorf et al.
10,307,111 B2	6/2019	Muhsin et al.	D906,970 S	1/2021	Forrest et al.
10,325,681 B2	6/2019	Sampath et al.	10,918,281 B2	2/2021	Al-Ali et al.
10,327,337 B2	6/2019	Triman et al.	10,932,705 B2	3/2021	Muhsin et al.
10,327,713 B2	6/2019	Barker et al.	10,932,729 B2	3/2021	Kiani et al.
10,332,630 B2	6/2019	Al-Ali	10,939,878 B2	3/2021	Kiani et al.
10,335,033 B2	7/2019	Al-Ali	D916,135 S	4/2021	Indorf et al.
10,335,068 B2	7/2019	Poeze et al.	D917,550 S	4/2021	Indorf et al.
10,335,072 B2	7/2019	Al-Ali et al.	D917,564 S	4/2021	Indorf et al.
10,342,470 B2	7/2019	Al-Ali et al.	D917,704 S	4/2021	Al-Ali et al.
10,342,487 B2	7/2019	Al-Ali et al.	10,987,066 B2	4/2021	Chandran et al.
10,342,497 B2	7/2019	Al-Ali et al.	10,991,135 B2	4/2021	Al-Ali et al.
10,349,895 B2	7/2019	Telfort et al.	D919,094 S	5/2021	Al-Ali et al.
10,349,898 B2	7/2019	Al-Ali et al.	D919,100 S	5/2021	Al-Ali et al.
10,354,504 B2	7/2019	Kiani et al.	11,006,867 B2	5/2021	Al-Ali
10,357,206 B2	7/2019	Weber et al.	D921,202 S	6/2021	Al-Ali et al.
10,357,209 B2	7/2019	Al-Ali	11,024,064 B2	6/2021	Muhsin et al.
10,366,787 B2	7/2019	Sampath et al.	11,026,604 B2	6/2021	Chen et al.
10,368,787 B2	8/2019	Reichgott et al.	D925,597 S	7/2021	Chandran et al.
10,376,190 B1	8/2019	Poeze et al.	D927,699 S	8/2021	Al-Ali et al.
10,376,191 B1	8/2019	Poeze et al.	11,076,777 B2	8/2021	Lee et al.
10,383,520 B2	8/2019	Wojtczuk et al.	11,114,188 B2	9/2021	Poeze et al.
10,383,527 B2	8/2019	Al-Ali	2001/0034477 A1	10/2001	Mansfield et al.
10,388,120 B2	8/2019	Muhsin et al.	2001/0039483 A1	11/2001	Brand et al.
10,398,320 B2	9/2019	Kiani et al.	2002/0010401 A1	1/2002	Bushmakina et al.
10,405,804 B2	9/2019	Al-Ali	2002/0058864 A1	5/2002	Mansfield et al.
10,413,666 B2	9/2019	Al-Ali et al.	2002/0098807 A1	7/2002	Saarnimo
10,420,493 B2	9/2019	Al-Ali et al.	2002/0133080 A1	9/2002	Apruzzese et al.
D864,120 S	10/2019	Forrest et al.	2003/0013975 A1	1/2003	Kiani
10,433,776 B2	10/2019	Al-Ali	2003/0018241 A1*	1/2003	Mannheimer A61B 5/14551 600/300
10,441,181 B1	10/2019	Telfort et al.	2003/0018243 A1	1/2003	Gerhardt et al.
10,441,196 B2	10/2019	Eckerbom et al.	2003/0135087 A1	7/2003	Hickle et al.
10,448,844 B2	10/2019	Al-Ali et al.	2003/0144582 A1	7/2003	Cohen et al.
10,448,871 B2	10/2019	Al-Ali	2003/0156288 A1	8/2003	Barnum et al.
10,456,038 B2	10/2019	Lamego et al.	2003/0212312 A1	11/2003	Coffin, IV et al.
10,463,284 B2	11/2019	Al-Ali et al.	2004/0106163 A1	6/2004	Workman, Jr. et al.
10,463,340 B2	11/2019	Telfort et al.	2004/0162499 A1	8/2004	Nagai et al.
			2005/0027182 A1	2/2005	Siddiqui
			2005/0038332 A1	2/2005	Saidara et al.
			2005/0055276 A1	3/2005	Kiani et al.

(56)

References Cited

U.S. PATENT DOCUMENTS

2005/0177096	A1	8/2005	Bollish	2012/0226117	A1	9/2012	Lamego et al.
2005/0234317	A1	10/2005	Kiani	2012/0227739	A1	9/2012	Kiani
2005/0240091	A1	10/2005	Lynn	2012/0232366	A1	9/2012	Kiani
2006/0073719	A1	4/2006	Kiani	2012/0265039	A1	10/2012	Kiani
2006/0189871	A1	8/2006	Al-Ali et al.	2012/0283524	A1	11/2012	Kiani et al.
2006/0220881	A1	10/2006	Al-Ali	2012/0286955	A1	11/2012	Welch et al.
2007/0040692	A1	2/2007	Smith et al.	2012/0296178	A1	11/2012	Lamego et al.
2007/0073116	A1	3/2007	Kiani et al.	2012/0319816	A1	12/2012	Al-Ali
2007/0156031	A1*	7/2007	Sullivan A61B 5/7282 600/300	2012/0330112	A1	12/2012	Lamego et al.
2007/0180140	A1	8/2007	Welch et al.	2013/0023775	A1	1/2013	Lamego et al.
2007/0244377	A1	10/2007	Cozad et al.	2013/0041591	A1	2/2013	Lamego
2007/0282478	A1	12/2007	Al-Ali et al.	2013/0045685	A1	2/2013	Kiani
2008/0064965	A1	3/2008	Jay et al.	2013/0046204	A1	2/2013	Lamego et al.
2008/0094228	A1	4/2008	Welch et al.	2013/0060108	A1	3/2013	Schurman et al.
2008/0103375	A1	5/2008	Kiani	2013/0060147	A1	3/2013	Welch et al.
2008/0157980	A1	7/2008	Sachanandani et al.	2013/0096405	A1	4/2013	Garfio
2008/0162182	A1*	7/2008	Cazares G16H 50/30 705/2	2013/0096936	A1	4/2013	Sampath et al.
2008/0183054	A1	7/2008	Kroeger et al.	2013/0109935	A1	5/2013	Al-Ali et al.
2008/0221418	A1	9/2008	Al-Ali et al.	2013/0162433	A1	6/2013	Muhsin et al.
2008/0255438	A1	10/2008	Saidara	2013/0190581	A1	7/2013	Al-Ali et al.
2008/0281168	A1	11/2008	Gibson	2013/0197328	A1	8/2013	Diab et al.
2008/0287756	A1	11/2008	Lynn	2013/0211214	A1	8/2013	Olsen
2009/0036759	A1	2/2009	Ault et al.	2013/0243021	A1	9/2013	Siskavich
2009/0040874	A1	2/2009	Rooney	2013/0253334	A1	9/2013	Al-Ali et al.
2009/0093687	A1	4/2009	Telfort et al.	2013/0267804	A1	10/2013	Al-Ali
2009/0095926	A1	4/2009	MacNeish, III	2013/0274571	A1	10/2013	Diab et al.
2009/0210163	A1	8/2009	Ochs et al.	2013/0274572	A1	10/2013	Al-Ali et al.
2009/0247848	A1*	10/2009	Baker, Jr. A61B 5/14551 600/323	2013/0296672	A1	11/2013	O'Neil et al.
2009/0247849	A1	10/2009	McCutcheon et al.	2013/0296713	A1	11/2013	Al-Ali et al.
2009/0247851	A1	10/2009	Batchelder et al.	2013/0317370	A1	11/2013	Dalvi et al.
2009/0247924	A1	10/2009	Lamego et al.	2013/0324808	A1	12/2013	Al-Ali et al.
2009/0247984	A1	10/2009	Lamego et al.	2013/0331660	A1	12/2013	Al-Ali et al.
2009/0275807	A1	11/2009	Sitzman et al.	2013/0331670	A1	12/2013	Kiani
2009/0275813	A1	11/2009	Davis	2013/0338461	A1	12/2013	Lamego et al.
2009/0275844	A1	11/2009	Al-Ali	2013/0345921	A1	12/2013	Al-Ali et al.
2009/0299157	A1	12/2009	Telfort et al.	2014/0012100	A1	1/2014	Al-Ali et al.
2009/0326340	A1	12/2009	Wang et al.	2014/0025306	A1	1/2014	Weber et al.
2010/0004518	A1	1/2010	Vo et al.	2014/0034353	A1	2/2014	Al-Ali et al.
2010/0030040	A1	2/2010	Poeze et al.	2014/0051952	A1	2/2014	Reichgott et al.
2010/0099964	A1	4/2010	O'Reilly et al.	2014/0051953	A1	2/2014	Lamego et al.
2010/0113904	A1	5/2010	Batchelder et al.	2014/0051954	A1	2/2014	Al-Ali et al.
2010/0234718	A1	9/2010	Sampath et al.	2014/0058230	A1	2/2014	Abdul-Hafiz et al.
2010/0261979	A1	10/2010	Kiani	2014/0066783	A1	3/2014	Kiani et al.
2010/0270257	A1	10/2010	Wachman et al.	2014/0077956	A1	3/2014	Sampath et al.
2011/0001605	A1	1/2011	Kiani et al.	2014/0081100	A1	3/2014	Muhsin et al.
2011/0028806	A1	2/2011	Merritt et al.	2014/0081175	A1	3/2014	Telfort
2011/0028809	A1	2/2011	Goodman	2014/0094667	A1	4/2014	Schurman et al.
2011/0040197	A1	2/2011	Welch et al.	2014/0100434	A1	4/2014	Diab et al.
2011/0082711	A1	4/2011	Poeze et al.	2014/0114199	A1	4/2014	Lamego et al.
2011/0087081	A1	4/2011	Kiani et al.	2014/0120564	A1	5/2014	Workman et al.
2011/0105854	A1	5/2011	Kiani et al.	2014/0121482	A1	5/2014	Merritt et al.
2011/0118561	A1	5/2011	Tari et al.	2014/0121483	A1	5/2014	Kiani
2011/0125060	A1	5/2011	Telfort et al.	2014/0125495	A1	5/2014	Al-Ali
2011/0137297	A1	6/2011	Kiani et al.	2014/0127137	A1	5/2014	Bellott et al.
2011/0172498	A1	7/2011	Olsen et al.	2014/0128696	A1	5/2014	Al-Ali
2011/0208015	A1	8/2011	Welch et al.	2014/0128699	A1	5/2014	Al-Ali et al.
2011/0209915	A1	9/2011	Telfort et al.	2014/0129702	A1	5/2014	Lamego et al.
2011/0213212	A1	9/2011	Al-Ali	2014/0135588	A1	5/2014	Al-Ali et al.
2011/0230733	A1	9/2011	Al-Ali	2014/0142401	A1	5/2014	Al-Ali et al.
2011/0237911	A1	9/2011	Lamego et al.	2014/0142402	A1	5/2014	Al-Ali et al.
2011/0237969	A1	9/2011	Eckerbom et al.	2014/0163344	A1	6/2014	Al-Ali
2011/0288383	A1	11/2011	Diab	2014/0163402	A1	6/2014	Lamego et al.
2012/0041316	A1	2/2012	Al Ali et al.	2014/0166076	A1	6/2014	Kiani et al.
2012/0046557	A1	2/2012	Kiani	2014/0171763	A1	6/2014	Diab
2012/0059267	A1	3/2012	Lamego et al.	2014/0180038	A1	6/2014	Kiani
2012/0088984	A1	4/2012	Al-Ali et al.	2014/0180154	A1	6/2014	Sierra et al.
2012/0116175	A1	5/2012	Al-Ali et al.	2014/0180160	A1	6/2014	Brown et al.
2012/0123231	A1	5/2012	O'Reilly	2014/0187973	A1	7/2014	Brown et al.
2012/0165629	A1	6/2012	Merritt et al.	2014/0194709	A1	7/2014	Al-Ali et al.
2012/0179006	A1	7/2012	Jansen et al.	2014/0194711	A1	7/2014	Al-Ali
2012/0209082	A1	8/2012	Al-Ali	2014/0194766	A1	7/2014	Al-Ali et al.
2012/0209084	A1	8/2012	Olsen et al.	2014/0200420	A1	7/2014	Al-Ali
				2014/0200422	A1	7/2014	Weber et al.
				2014/0206963	A1	7/2014	Al-Ali
				2014/0213864	A1	7/2014	Abdul-Hafiz et al.
				2014/0243627	A1	8/2014	Diab et al.
				2014/0266790	A1	9/2014	Al-Ali et al.
				2014/0275808	A1	9/2014	Poeze et al.
				2014/0275835	A1	9/2014	Lamego et al.

(56)

References Cited

U.S. PATENT DOCUMENTS

2014/0275871	A1	9/2014	Lamego et al.	2016/0095548	A1	4/2016	Al-Ali et al.
2014/0275872	A1	9/2014	Merritt et al.	2016/0103598	A1	4/2016	Al-Ali et al.
2014/0275881	A1	9/2014	Lamego et al.	2016/0113527	A1	4/2016	Al-Ali et al.
2014/0276115	A1	9/2014	Dalvi et al.	2016/0143548	A1	5/2016	Al-Ali
2014/0288400	A1	9/2014	Diab et al.	2016/0166182	A1	6/2016	Al-Ali et al.
2014/0296664	A1	10/2014	Bruinsma et al.	2016/0166183	A1	6/2016	Poeze et al.
2014/0303520	A1	10/2014	Telfort et al.	2016/0166188	A1	6/2016	Bruinsma et al.
2014/0309506	A1	10/2014	Lamego et al.	2016/0166210	A1	6/2016	Al-Ali
2014/0309507	A1	10/2014	Baker, Jr.	2016/0192869	A1	7/2016	Kiani et al.
2014/0309559	A1	10/2014	Telfort et al.	2016/0196388	A1	7/2016	Lamego
2014/0316217	A1	10/2014	Purdon et al.	2016/0197436	A1	7/2016	Barker et al.
2014/0316218	A1	10/2014	Purdon et al.	2016/0213281	A1	7/2016	Eckerbom et al.
2014/0316228	A1	10/2014	Blank et al.	2016/0228043	A1	8/2016	O'Neil et al.
2014/0323825	A1	10/2014	Al-Ali et al.	2016/0233632	A1	8/2016	Scruggs et al.
2014/0323897	A1	10/2014	Brown et al.	2016/0234944	A1	8/2016	Schmidt et al.
2014/0323898	A1	10/2014	Purdon et al.	2016/0270735	A1	9/2016	Diab et al.
2014/0330092	A1	11/2014	Al-Ali et al.	2016/0283665	A1	9/2016	Sampath et al.
2014/0330098	A1	11/2014	Merritt et al.	2016/0287090	A1	10/2016	Al-Ali et al.
2014/0330099	A1	11/2014	Al-Ali et al.	2016/0287786	A1	10/2016	Kiani
2014/0333440	A1	11/2014	Kiani	2016/0296169	A1	10/2016	McHale et al.
2014/0336481	A1	11/2014	Shakespeare et al.	2016/0310052	A1	10/2016	Al-Ali et al.
2014/0343436	A1	11/2014	Kiani	2016/0314260	A1	10/2016	Kiani
2015/0005600	A1	1/2015	Blank et al.	2016/0324486	A1	11/2016	Al-Ali et al.
2015/0011907	A1	1/2015	Purdon et al.	2016/0324488	A1	11/2016	Olsen
2015/0012231	A1	1/2015	Poeze et al.	2016/0327984	A1	11/2016	Al-Ali et al.
2015/0018650	A1	1/2015	Al-Ali et al.	2016/0328528	A1	11/2016	Al-Ali et al.
2015/0025406	A1	1/2015	Al-Ali	2016/0331332	A1	11/2016	Al-Ali
2015/0032029	A1	1/2015	Al-Ali et al.	2016/0367173	A1	12/2016	Dalvi et al.
2015/0038859	A1	2/2015	Dalvi et al.	2017/0007134	A1	1/2017	Al-Ali et al.
2015/0045637	A1	2/2015	Dalvi	2017/0007190	A1	1/2017	Al-Ali et al.
2015/0051462	A1	2/2015	Olsen	2017/0007198	A1	1/2017	Al-Ali et al.
2015/0073241	A1	3/2015	Lamego	2017/0014083	A1	1/2017	Diab et al.
2015/0080754	A1	3/2015	Purdon et al.	2017/0014084	A1	1/2017	Al-Ali et al.
2015/0087936	A1	3/2015	Al-Ali et al.	2017/0021099	A1	1/2017	Al-Ali et al.
2015/0094546	A1	4/2015	Al-Ali	2017/0024748	A1	1/2017	Haider
2015/0097701	A1	4/2015	Al-Ali et al.	2017/0027456	A1	2/2017	Kinast et al.
2015/0099950	A1	4/2015	Al-Ali et al.	2017/0042488	A1	2/2017	Muhsin
2015/0099951	A1	4/2015	Al-Ali et al.	2017/0055847	A1	3/2017	Kiani et al.
2015/0099955	A1	4/2015	Al-Ali et al.	2017/0055851	A1	3/2017	Al-Ali
2015/0101844	A1	4/2015	Al-Ali et al.	2017/0055882	A1	3/2017	Al-Ali et al.
2015/0106121	A1	4/2015	Muhsin et al.	2017/0055887	A1	3/2017	Al-Ali
2015/0112151	A1	4/2015	Muhsin et al.	2017/0055896	A1	3/2017	Al-Ali et al.
2015/0116076	A1	4/2015	Al-Ali et al.	2017/0079594	A1	3/2017	Telfort et al.
2015/0126830	A1	5/2015	Schurman et al.	2017/0086723	A1	3/2017	Al-Ali et al.
2015/0133755	A1	5/2015	Smith et al.	2017/0143281	A1	5/2017	Olsen
2015/0141781	A1	5/2015	Weber et al.	2017/0147774	A1	5/2017	Kiani
2015/0165312	A1	6/2015	Kiani	2017/0156620	A1	6/2017	Al-Ali et al.
2015/0196237	A1	7/2015	Lamego	2017/0173632	A1	6/2017	Al-Ali
2015/0216459	A1	8/2015	Al-Ali et al.	2017/0187146	A1	6/2017	Kiani et al.
2015/0230755	A1	8/2015	Al-Ali et al.	2017/0188919	A1	7/2017	Al-Ali et al.
2015/0238722	A1	8/2015	Al-Ali	2017/0196464	A1	7/2017	Jansen et al.
2015/0245773	A1	9/2015	Lamego et al.	2017/0196470	A1	7/2017	Lamego et al.
2015/0245794	A1	9/2015	Al-Ali	2017/0202490	A1	7/2017	Al-Ali et al.
2015/0257689	A1	9/2015	Al-Ali et al.	2017/0224231	A1	8/2017	Al-Ali
2015/0272514	A1	10/2015	Kiani et al.	2017/0224262	A1	8/2017	Al-Ali
2015/0351697	A1	12/2015	Weber et al.	2017/0228516	A1	8/2017	Sampath et al.
2015/0351704	A1	12/2015	Kiani et al.	2017/0245790	A1	8/2017	Al-Ali et al.
2015/0359429	A1	12/2015	Al-Ali et al.	2017/0251974	A1	9/2017	Shreim et al.
2015/0366472	A1	12/2015	Kiani	2017/0251975	A1	9/2017	Shreim et al.
2015/0366507	A1	12/2015	Blank	2017/0258403	A1	9/2017	Abdul-Hafiz et al.
2015/0374298	A1	12/2015	Al-Ali et al.	2017/0311891	A1	11/2017	Kiani et al.
2015/0380875	A1	12/2015	Coverston et al.	2017/0325728	A1	11/2017	Al-Ali et al.
2016/0000362	A1	1/2016	Diab et al.	2017/0332976	A1	11/2017	Al-Ali et al.
2016/0007930	A1	1/2016	Weber et al.	2017/0340293	A1	11/2017	Al-Ali et al.
2016/0029932	A1	2/2016	Al-Ali	2017/0360310	A1	12/2017	Kiani et al.
2016/0045118	A1	2/2016	Kiani	2017/0367632	A1	12/2017	Al-Ali et al.
2016/0051205	A1	2/2016	Al-Ali et al.	2018/0008146	A1	1/2018	Al-Ali et al.
2016/0058338	A1	3/2016	Schurman et al.	2018/0013562	A1	1/2018	Haider et al.
2016/0058347	A1	3/2016	Reichgott et al.	2018/0014752	A1	1/2018	Al-Ali et al.
2016/0066823	A1	3/2016	Al-Ali et al.	2018/0028124	A1	2/2018	Al-Ali et al.
2016/0066824	A1	3/2016	Al-Ali et al.	2018/0055390	A1	3/2018	Kiani et al.
2016/0066879	A1	3/2016	Telfort et al.	2018/0055430	A1	3/2018	Diab et al.
2016/0072429	A1	3/2016	Kiani et al.	2018/0064381	A1	3/2018	Shakespeare et al.
2016/0081552	A1	3/2016	Wojtczuk et al.	2018/0070867	A1	3/2018	Smith et al.
2016/0095543	A1	4/2016	Telfort et al.	2018/0082767	A1	3/2018	Al-Ali et al.
				2018/0085068	A1	3/2018	Telfort
				2018/0087937	A1	3/2018	Al-Ali et al.
				2018/0103874	A1	4/2018	Lee et al.
				2018/0103905	A1	4/2018	Kiani

(56)

References Cited

U.S. PATENT DOCUMENTS

2018/0125368	A1	5/2018	Lamego et al.	2019/0231241	A1	8/2019	Al-Ali et al.
2018/0125430	A1	5/2018	Al-Ali et al.	2019/0231270	A1	8/2019	Abdul-Hafiz et al.
2018/0125445	A1	5/2018	Telfort et al.	2019/0239787	A1	8/2019	Pauley et al.
2018/0132769	A1	5/2018	Weber et al.	2019/0239824	A1	8/2019	Muhsin et al.
2018/0146901	A1	5/2018	Al-Ali et al.	2019/0254578	A1	8/2019	Lamego
2018/0146902	A1	5/2018	Kiani et al.	2019/0261857	A1	8/2019	Al-Ali
2018/0153442	A1	6/2018	Eckerbom et al.	2019/0269370	A1	9/2019	Al-Ali et al.
2018/0153446	A1	6/2018	Kiani	2019/0274606	A1	9/2019	Kiani et al.
2018/0153447	A1	6/2018	Al-Ali et al.	2019/0274627	A1	9/2019	Al-Ali et al.
2018/0153448	A1	6/2018	Weber et al.	2019/0274635	A1	9/2019	Al-Ali et al.
2018/0168491	A1	6/2018	Al-Ali et al.	2019/0290136	A1	9/2019	Dalvi et al.
2018/0184917	A1	7/2018	Kiani	2019/0298270	A1	10/2019	Al-Ali et al.
2018/0192924	A1	7/2018	Al-Ali	2019/0304601	A1	10/2019	Sampath et al.
2018/0192953	A1	7/2018	Shreim et al.	2019/0304605	A1	10/2019	Al-Ali
2018/0199871	A1	7/2018	Pauley et al.	2019/0307377	A1	10/2019	Perea et al.
2018/0206795	A1	7/2018	Al-Ali	2019/0320906	A1	10/2019	Olsen
2018/0206815	A1	7/2018	Telfort	2019/0320959	A1	10/2019	Al-Ali
2018/0213583	A1	7/2018	Al-Ali	2019/0320988	A1	10/2019	Ahmed et al.
2018/0214090	A1	8/2018	Al-Ali et al.	2019/0325722	A1	10/2019	Kiani et al.
2018/0216370	A1	8/2018	Ishiguro et al.	2019/0350506	A1	11/2019	Al-Ali
2018/0218792	A1	8/2018	Muhsin et al.	2019/0357812	A1	11/2019	Poeze et al.
2018/0225960	A1	8/2018	Al-Ali et al.	2019/0357813	A1	11/2019	Poeze et al.
2018/0238718	A1	8/2018	Dalvi	2019/0357823	A1	11/2019	Reichgott et al.
2018/0242853	A1	8/2018	Al-Ali	2019/0357824	A1	11/2019	Al-Ali
2018/0242921	A1	8/2018	Muhsin et al.	2019/0358524	A1	11/2019	Kiani
2018/0242923	A1	8/2018	Al-Ali et al.	2019/0365294	A1	12/2019	Poeze et al.
2018/0242926	A1	8/2018	Muhsin et al.	2019/0365295	A1	12/2019	Poeze et al.
2018/0247353	A1	8/2018	Al-Ali et al.	2019/0374135	A1	12/2019	Poeze et al.
2018/0247712	A1	8/2018	Muhsin et al.	2019/0374139	A1	12/2019	Kiani et al.
2018/0256087	A1	9/2018	Al-Ali et al.	2019/0374173	A1	12/2019	Kiani et al.
2018/0285094	A1	10/2018	Housel et al.	2019/0374713	A1	12/2019	Kiani et al.
2018/0289325	A1	10/2018	Poeze et al.	2019/0374713	A1	12/2019	Kiani et al.
2018/0296161	A1	10/2018	Shreim et al.	2019/0386908	A1	12/2019	Lamego et al.
2018/0300919	A1	10/2018	Muhsin et al.	2019/0388039	A1	12/2019	Al-Ali
2018/0310822	A1	11/2018	Indorf et al.	2020/0000338	A1	1/2020	Lamego et al.
2018/0310823	A1	11/2018	Al-Ali et al.	2020/0000415	A1	1/2020	Barker et al.
2018/0317826	A1	11/2018	Muhsin	2020/0015716	A1	1/2020	Poeze et al.
2018/0317841	A1	11/2018	Novak, Jr.	2020/0021930	A1	1/2020	Iswanto et al.
2018/0333055	A1	11/2018	Lamego et al.	2020/0029867	A1	1/2020	Poeze et al.
2018/0333087	A1	11/2018	Al-Ali	2020/0037453	A1	1/2020	Triman et al.
2019/0000317	A1	1/2019	Muhsin et al.	2020/0037891	A1	2/2020	Kiani et al.
2019/0000362	A1	1/2019	Kiani et al.	2020/0037966	A1	2/2020	Al-Ali
2019/0015023	A1	1/2019	Monfre	2020/0046257	A1	2/2020	Eckerbom et al.
2019/0029574	A1	1/2019	Schurman et al.	2020/0054253	A1	2/2020	Al-Ali et al.
2019/0029578	A1	1/2019	Al-Ali et al.	2020/0060591	A1	2/2020	Diab et al.
2019/0058280	A1	2/2019	Al-Ali et al.	2020/0060628	A1	2/2020	Al-Ali et al.
2019/0058281	A1	2/2019	Al-Ali et al.	2020/0060629	A1	2/2020	Muhsin et al.
2019/0069813	A1	3/2019	Al-Ali	2020/0060869	A1	2/2020	Telfort et al.
2019/0069814	A1	3/2019	Al-Ali	2020/0074819	A1	3/2020	Muhsin et al.
2019/0076028	A1	3/2019	Al-Ali et al.	2020/0111552	A1	4/2020	Ahmed
2019/0082979	A1	3/2019	Al-Ali et al.	2020/0113435	A1	4/2020	Muhsin
2019/0090760	A1	3/2019	Kinast et al.	2020/0113488	A1	4/2020	Al-Ali et al.
2019/0090764	A1	3/2019	Al-Ali	2020/0113496	A1	4/2020	Scruggs et al.
2019/0117070	A1	4/2019	Muhsin et al.	2020/0113497	A1	4/2020	Triman et al.
2019/0117139	A1	4/2019	Al-Ali et al.	2020/0113520	A1	4/2020	Abdul-Hafiz et al.
2019/0117140	A1	4/2019	Al-Ali et al.	2020/0138288	A1	5/2020	Al-Ali et al.
2019/0117141	A1	4/2019	Al-Ali	2020/0138368	A1	5/2020	Kiani et al.
2019/0117930	A1	4/2019	Al-Ali	2020/0163597	A1	5/2020	Dalvi et al.
2019/0122763	A1	4/2019	Sampath et al.	2020/0196877	A1	6/2020	Vo et al.
2019/0133525	A1	5/2019	Al-Ali et al.	2020/0253474	A1	8/2020	Muhsin et al.
2019/0142283	A1	5/2019	Lamego et al.	2020/0253544	A1	8/2020	Belur Nagaraj et al.
2019/0142344	A1	5/2019	Telfort et al.	2020/0275841	A1	9/2020	Telfort et al.
2019/0150856	A1	5/2019	Kiani et al.	2020/0288983	A1	9/2020	Telfort et al.
2019/0167161	A1	6/2019	Al-Ali et al.	2020/0321793	A1	10/2020	Al-Ali et al.
2019/0175019	A1	6/2019	Al-Ali et al.	2020/0329983	A1	10/2020	Al-Ali et al.
2019/0192076	A1	6/2019	McHale et al.	2020/0329984	A1	10/2020	Al-Ali et al.
2019/0200941	A1	7/2019	Chandran et al.	2020/0329993	A1	10/2020	Al-Ali et al.
2019/0201623	A1	7/2019	Kiani	2020/0330037	A1	10/2020	Al-Ali et al.
2019/0209025	A1	7/2019	Al-Ali	2021/0022628	A1	1/2021	Telfort et al.
2019/0214778	A1	7/2019	Scruggs et al.	2021/0104173	A1	4/2021	Pauley et al.
2019/0216319	A1	7/2019	Poeze et al.	2021/0113121	A1	4/2021	Diab et al.
2019/0216379	A1	7/2019	Al-Ali et al.	2021/0117525	A1	4/2021	Kiani et al.
2019/0221966	A1	7/2019	Kiani et al.	2021/0118581	A1	4/2021	Kiani et al.
2019/0223804	A1	7/2019	Blank et al.	2021/0121582	A1	4/2021	Krishnamani et al.
2019/0231199	A1	8/2019	Al-Ali et al.	2021/0161465	A1	6/2021	Barker et al.
				2021/0236729	A1	8/2021	Kiani et al.

(56)

References Cited

U.S. PATENT DOCUMENTS

2021/0256267 A1 8/2021 Ranasinghe et al.
2021/0256835 A1 8/2021 Ranasinghe et al.

FOREIGN PATENT DOCUMENTS

JP	H05228122 A	9/1993
JP	4777640 B2	9/2011
WO	WO 96/15594 A2	5/1996
WO	WO 99/13698 A1	3/1999
WO	WO 00/42911 A1	7/2000
WO	WO 00/44274 A2	8/2000
WO	WO 03/007815	1/2003
WO	WO 03/028549	4/2003
WO	WO 2005/087097	9/2005
WO	WO 09/093159	7/2009
WO	WO 2009/093159 A1	7/2009
WO	WO 2010/014743	2/2010

OTHER PUBLICATIONS

Jul. 10, 2020 Defendants Sotera Wireless, Inc. and Hon Hai Precision Industry Co. Ltd.'s Amended Local Patent Rule 4.1 Preliminary Claim Constructions with Extrinsic Evidence, and including Exhibits A-I, *Masimo Corporation v. Sotera Wireless, Inc. and Hon Hai Precision Industry Co., Ltd.*, Case No. 3:19-cv-01100-BAS-NLS, 63 pages.

Jul. 24, 2020 Masimo Corporation's Responsive Claim Constructions and Extrinsic Evidence, and including Exhibit A, *Masimo Corporation v. Sotera Wireless, Inc. and Hon Hai Precision Industry Co., Ltd.*, Case No. 3:19-cv-01100-BAS-NLS, 98 pages.

Jul. 24, 2020 Defendants Sotera Wireless, Inc. and Hon Hai Precision Industry Co. Ltd.'s Local Patent Rule 4.1 Preliminary Responsive Claim Constructions with Extrinsic Evidence, *Masimo Corporation v. Sotera Wireless, Inc. and Hon Hai Precision Industry Co., Ltd.*, Case No. 3:19-cv-01100-BAS-NLS, 11 pages.

Aug. 10, 2020 Joint Hearing Statement, and including Exhibits 1-2 and Appendices A-I, *Masimo Corporation v. Sotera Wireless, Inc. and Hon Hai Precision Industry Co., Ltd.*, Case No. 3:19-cv-01100-BAS-NLS, 480 pages.

Sep. 22, 2020 Plaintiff Masimo Corporation's Opening Claim Construction Brief, *Masimo Corporation v. Sotera Wireless, Inc. and Hon Hai Precision Industry Co., Ltd.*, Case No. 3:19-cv-01100-BAS-NLS, 33 pages.

Sep. 22, 2020 Declaration of Jack Goldberg in Support of Plaintiff Masimo Corporation's Opening Claim Construction Brief, *Masimo Corporation v. Sotera Wireless, Inc. and Hon Hai Precision Industry Co., Ltd.*, Case No. 3:19-cv-01100-BAS-NLS, 30 pages.

Sep. 22, 2020 Defendants Sotera Wireless, Inc. and Hon Hai Precision Industry Co., Ltd.'s Opening Markman Brief, *Masimo Corporation v. Sotera Wireless, Inc. and Hon Hai Precision Industry Co., Ltd.*, Case No. 3:19-cv-01100-BAS-NLS, 33 pages.

Sep. 22, 2020 Declaration of Dr. George Yanulis in Support of Defendants' Opening Claim Construction Brief, *Masimo Corporation v. Sotera Wireless, Inc. and Hon Hai Precision Industry Co., Ltd.*, Case No. 3:19-cv-01100-BAS-NLS, 64 pages.

Definition of "initiate", excerpt from New Oxford American Dictionary, Third Edition, 2010, 4 pages.

Definition of "initiate", excerpt from The New Oxford American Dictionary, 2001, 6 pages.

Dec. 7, 2020 Decision Granting Institution of Inter Partes Review, *Sotera Wireless, Inc. v. Masimo Corporation*, Inter Partes Review No. IPR2020-01078, 51 pages.

International Search Report for PCT/US2009/052146, dated Dec. 15, 2009.

International Preliminary Report on Patentability and Written Opinion for PCT/US2009/052146 dated Feb. 10, 2011.

Rheineck-Leyssius, MD, et al., "Advanced Pulse Oximeter Signal Processing Technology Compared to Simple Averaging. I. Effect on Frequency of Alarms in the Operating Room", *Journal of Clinical Anesthesia*, The Netherlands, May 1999, vol. 11, pp. 192-195.

Cust, AE, et al., "Alarm settings for the Marquette 8000 pulse oximeter to prevent hyperoxic and hypoxic episodes", *Journal Paediatric Child Health*, 1999, vol. 35, pp. 159-162.

Lawless, Stephen T., "Crying wolf: False alarms in a pediatric intensive care unit", *Critical Care Medicine*, 1994, vol. 22, No. 6, pp. 981-985.

Informal Expert Report of Dr. Stephen Barker, Lead Case No. 16-05968-LT11, executed Feb. 10, 2017.

Impact of Clinical Alarms On Patient Safety, ACCE Healthcare Technology Foundation, 2006, 20 pages.

Taenzer, M.D., Andreas, "Impact of Pulse Oximetry Surveillance on Rescue Events and Intensive Care Unit Transfers", *The American Society of Anesthesiologists, Inc.*, Feb. 2010, vol. 112, No. 2, pp. 282-287.

Stefanescu, MD MSc, Beatrice, "Improved Filtering of Pulse Oximeter Monitoring Alarms in the Neonatal ICU: Bedside Significance", *Respiratory Care*, Jan. 2016, vol. 61, No. 1, pp. 85-89.

Rheineck-Leyssius, A.T., et al., "Influence of pulse oximeter lower alarm limit on the incidence of hypoxaemia in the recovery room", *British Journal of Anaesthesia*, 1997, vol. 79, pp. 460-464.

Rheineck-Leyssius, MD, Aart, et al., "Influence of Pulse Oximeter Settings on the Frequency of Alarms, and Detection of Hypoxemia", *Journal of Clinical Monitoring and Computing*, 1998, vol. 14, pp. 151-156.

Pan, MD., Peter, "Intraoperative Pulse Oximetry: Frequency and Distribution of Discrepant Data", *Journal of Clinical Monitoring and Computing*, Nov./Dec. 1994, vol. 6, pp. 491-495.

Graham, Kelly, et al., Monitor Alarm Fatigue: Standardizing Use of Physiological Monitors and Decreasing Nuisance Alarms, *American Journal of Critical Care*, Jan. 2010, vol. 19, No. 1, pp. 27-37.

Barker, PhD, MD, Steven, "'Motion-Resistant' Pulse Oximetry: A Comparison of New and Old Models" Department of Anesthesiology, 2002, vol. 95, pp. 967-972.

National Patient Safety Goals Effective Jan. 1, 2015, Hospital Accreditation Program, The Joint Commission, Jan. 2015, pp. 1-17.

Brostowicz, Heather, et al. Oxygen saturation monitoring in the Neonatal Intensive Care Unit (NICU): Evaluation of a new alarm management, *Journal of Neonatal-Perinatal Medicine* 3, 2010, pp. 135-139.

Kowalczyk, Liz, "Patient alarms often unheard, unheeded" *The Boston Globe*, Feb. 13, 2011, in 5 pages.

Taenzer, Andreas, et al., "Postoperative Monitoring—The Dartmouth Experience", *The Official Journal of the Anesthesia Patient Safety Foundation*, Spring-Summer 2012, vol. 27, No. 1, pp. 1-28.

Tobin, Martin, "Principles and Practice of Intensive Care Monitoring", 1998, in 30 pages.

Severinghaus, M.D., John, et al., Pulse Oximeter Failure Thresholds in Hypotension and Vasoconstriction, *Anesthesiology*, Sep. 1990, vol. 73, No. 3, pp. 532-537.

Pologe, Jonas A., "Pulse Oximetry: Technical Aspects of Machine Design", *International Anesthesiology Clinics, Advances in Oxygen Monitoring*, Fall, 1987, vol. 25, No. 3, pp. 137-153.

Tremper, Ph.D., Kevin et al., "Pulse Oximetry", *Medical Intelligence Article, Anesthesiology*, Jan. 1989, vol. 70, No. 1, pp. 98-108.

Bosque, PhD, Elena, "Symbiosis of nurse and machine through fuzzy logic: Improved specificity of a neonatal pulse oximeter alarm", Dec. 1995, vol. 18, Issue 2, pp. 67-75.

Paine, MPH, Christine, et al., "Systematic review of physiologic monitor alarm characteristics and pragmatic interventions to reduce alarm frequency" *J Hosp Med.*, Feb. 2017, vol. 11, No. 2, pp. 136-144.

Top 10 Technology Hazards for 2012, Guidance Article, Nov. 2011, www.ecri.org, pp. 358-373.

Top 10 Technology Hazards for 2013, Health Devices, ECRI Institute, Nov. 2012, reprinted from vol. 41, Issue 11, in 25 pages.

Top 10 Health Technology Hazards for 2014, Health Devices, ECRI Institute, Nov. 2013, www.ecri.org/2014hazards, 1 page.

Masimo Advanced Alarm Performance: An Evidence-Based Approach to Reduce False Alarms and Nuisance Alarms, 2010, in 8 pages.

(56)

References Cited

OTHER PUBLICATIONS

Complaint for Patent Infringement, *Masimo Corporation v. Sotera Wireless and Hon Hai Precision Industry Co., Ltd.*, Case No. 3:19-cv-01100-BAS-NLS, filed Jun. 12, 2019, in 385 pages.

Jun. 12, 2019 Complaint for Patent Infringement and Demand for Jury Trial, *Masimo Corporation v. Sotera Wireless and Hon Hai Precision Industry Co., Ltd.*, Case No. 3:19-cv-01100-BAS-NLS, 385 pages. [Uploaded in 2 parts].

Oct. 3, 2019 Defendant Sotera Wireless, Inc.'s Answer to Plaintiff's Complaint for Patent Infringement, *Masimo Corporation v. Sotera Wireless and Hon Hai Precision Industry Co., Ltd.*, Case No. 3:19-cv-01100-BAS-NLS, 26 pages.

Oct. 3, 2019 Defendant Hon Hai Precision Industry Co., Ltd.'s Notice of Motion and Motion Pursuant to Rule 12(b)(6) to Dismiss Plaintiff's Complaint, *Masimo Corporation v. Sotera Wireless and Hon Hai Precision Industry Co., Ltd.*, Case No. 3:19-cv-01100-BAS-NLS, 3 pages.

Oct. 3, 2019 Defendant Hon Hai Precision Industry Co., Ltd.'s Memorandum of Points and Authorities in Support of Motion Pursuant to Rule 12(b)(6) to Dismiss Plaintiff's Complaint, *Masimo Corporation v. Sotera Wireless and Hon Hai Precision Industry Co., Ltd.*, Case No. 3:19-cv-01100-BAS-NLS, 16 pages.

Oct. 24, 2019 Defendant Sotera Wireless, Inc.'s First Amended Answer to Plaintiff's Complaint for Patent Infringement and Demand for Jury Trial, *Masimo Corporation v. Sotera Wireless and Hon Hai Precision Industry Co., Ltd.*, Case No. 3:19-cv-01100-BAS-NLS, 32 pages.

Ferrell, "Design and Construct Miniaturized Biosensor/Transmitter System," Dept. of Physics, University of Tennessee, Jun. 1999, 77 pages.

Perng et al., "Acceleration Sensing Glove (ASG)," Berkeley Sensor & Actuator Center, University of California, Berkeley, Feb. 1999, 3 pages.

Raghunath et al., "User Interfaces for Applications on a Wrist Watch, Wearable Computing Platforms," IBM TJ Watson Research Center, New York, US, Personal Ubiquitous Computing, vol. 6, issue 1, Feb. 2002, pp. 17-30.

Stein et al., "Development of a Commercially Successful Wearable Data Collection System," Digest of Papers. Second International Symposium on Wearable Computers, Pittsburgh, PA, USA, Oct. 19-20, 1998, pp. 18-24.

Billinghurst et al., "Wearable Devices: New Ways to Manage Information," Computer, vol. 32, No. 1, Jan. 1999, pp. 57-64.

Berggren, "Wireless communication in telemedicine using Bluetooth and IEEE 802.11b," Department of Information Technology, Uppsala University, Sweden, Nov. 2001, 32 pages.

Adler, "A Cost-Effective Portable Telemedicine Kit for Use in Developing Countries," Massachusetts Institute of Technology, May 2000, 96 pages.

Satava, et al., "The Physiologic Cipher at Altitude: Telemedicine and Real-Time Monitoring of Climbers on Mount Everest," Telemedicine Journal and e-Health, vol. 6, No. 3, Feb. 2000, pp. 303-313.

Fricke et al., "Wireless Sensor Review," Arthur D. Little, Inc., Cambridge, MA, Mar. 2001, 59 pages.

Haglund, "Bluetooth Software and Hardware Development," Imperial College of Science, Technology and Medicine, University of London, Sep. 2001, 66 pages.

Bilstrup et al., "Bluetooth in Industrial Environment," IEEE International Workshop on Factory Communication Systems, Feb. 2000, 9 pages.

Shoemake, "Wi-Fi (IEEE 802.11b) and Bluetooth: Coexistence Issues and Solutions for the 2.4 GHz ISM Band," Texas Instruments, Feb. 2001, 18 pages.

Aljuaied, "Bluetooth Technology and Its Implementation in Sensing Devices," Research Office Naval Postgraduate School, Monterey, CA, Sep. 2001, 75 pages.

Seruca et al., "Enterprise Information Systems VI," Springer, Kluwer Academic Publishers, Mar. 2006, 334 pages.

Tsien, "TrendFinder: Automated Detection of Alarmable Trends," Massachusetts Institute of Technology, Apr. 2000, 240 pages.

Tsien, "Reducing False Alarms in the Intensive Care Unit: A Systematic Comparison of Four Algorithms," Proceedings of the AMIA Annual Fall Symposium, 1997, p. 894.

Myerson et al., "An Evaluation of Ventilator Monitoring Alarms," Anaesthesia and Intensive Care, vol. 14, No. 2, May 1986, pp. 174-185.

Huang, "Intelligent Alarms: Allocating Attention Among Concurrent Processes," Stanford University, Mar. 1999, 198 pages.

Mora et al., "Intelligent Patient Monitoring and Management Systems: A Review," IEEE Engineering in Medicine and Biology Magazine, vol. 12, issue 4, Dec. 1993, pp. 23-33.

Zhang et al., "Prospective Trials of Intelligent Alarm Algorithms for Patient Monitoring," Proceedings of the AMIA Symposium, 2001, p. 1068.

Malangi, "Simulation and mathematical notation of alarms unit for computer assisted resuscitation algorithm," New Jersey Institute of Technology, Digital Commons @ NJIT, These 526, Fall 2003.

Schoenberg MD et al., "Making ICU Alarms Meaningful: A Comparison of Traditional vs. Trend-Based Algorithms," Proceedings. AMIA Symposium, 1999, pp. 379-383.

Jones, "Autonomous Patient Monitoring with a Pressure Sensor Array," Carleton University, Ontario, Canada, Sep. 2006, 185 pages.

Taenzer et al., "Impact of Pulse Oximetry Surveillance on Rescue Events and Intensive Care Unit Transfers: A Before-and-After Concurrence Study," Anesthesiology—The Journal of the American Society of Anesthesiologists, Inc., vol. 112, No. 2, Feb. 2010, pp. 282-287.

Mar. 20, 2020 Defendants Sotera Wireless Inc. and Hon Hai Precision Industry Co. Ltd.'s Invalidity Contentions, *Masimo Corporation v. Sotera Wireless, Inc. and Hon Hai Precision Industry Co., Ltd.*, Case No. 3:19-cv-01100-BAS-NLS, 5182 pages.

Apr. 3, 2020 Masimo Corporation's Preliminary Claim Constructions and Extrinsic Evidence, *Masimo Corporation v. Sotera Wireless and Hon Hai Precision Industry Co., Ltd.*, Case No. 3:19-cv-01100-BAS-NLS, 13 pages.

Apr. 3, 2020 Defendants Sotera Wireless, Inc. and Hon Hai Precision Industry Co. Ltd.'s Local Patent Rule 4.1 Preliminary Claim Constructions with Extrinsic Evidence, and including Exhibits A-I, *Masimo Corporation v. Sotera Wireless and Hon Hai Precision Industry Co., Ltd.*, Case No. 3:19-cv-01100-BAS-NLS, 63 pages.

Jun. 8, 2020 First Amended Complaint for Patent Infringement and Demand for Jury Trial (Exhibits 1-10 comprise publicly available or previously submitted documents and are not included herein for ease of transmission), *Masimo Corporation v. Sotera Wireless and Hon Hai Precision Industry Co., Ltd.*, Case No. 3:19-cv-01100-BAS-NLS, 58 pages.

Jun. 22, 2020 Defendant Sotera Wireless, Inc.'s Answer to Plaintiff's First Amended Complaint for Patent Infringement and Demand for Jury Trial (Exhibits A-X comprise publicly available or previously submitted documents and are not included herein for ease of transmission), *Masimo Corporation v. Sotera Wireless and Hon Hai Precision Industry Co., Ltd.*, Case No. 3:19-cv-01100-BAS-NLS, 39 pages.

Rheineck-Leyssius et al., "Influence of Pulse Oximeter Lower Alarm Limit on the Incidence of Hypoxaemia in the Recovery Room," 79 British Journal of Anesthesia, 1997, pp. 460-464.

The Institute of Electrical and Electronics Engineers, Inc., "Part 11: Wireless LAN Medium Access Control (MAC) and Physical Layer (PHY) specifications: High-speed Physical Layer in the 5 GHz Band," IEEE Std 802.11a-1999, Supplement to IEEE Std 802.11-1999, Sep. 1999, 90 pages.

Mäkivirta et al., "Alarm-Inducing Variability in Cardiac Postoperative Data and the Effects of Prealarm Delay", Journal of Clinical Monitoring, May 1994, vol. 10, No. 3, pp. 153-162.

Rheineck-Leyssius et al., "Influence of Pulse Oximeter Settings on the Frequency of Alarms and Detection of Hypoxemia", Journal of Clinical Monitoring and Computing, Apr. 1998, vol. 14, No. 3, pp. 151-156.

Petition for Inter Partes Review of U.S. Pat. No. 10,213,108, *Sotera Wireless, Inc. v. Masimo Corporation*, Inter Partes Review No. IPR2020-00912, dated May 7, 2020, in 113 pages.

(56)

References Cited

OTHER PUBLICATIONS

Declaration of George E. Yanulis, in support of Petition for Inter Partes Review of U.S. Pat. No. 10,213,108, Ex. 1003, *Sotera Wireless, Inc. v. Masimo Corporation*, Inter Partes Review No. IPR2020-00912, dated May 6, 2020, in 127 pages.

Petition for Inter Partes Review of U.S. Pat. No. 9,788,735, *Sotera Wireless, Inc. v. Masimo Corporation*, Inter Partes Review No. IPR2020-00954, dated May 18, 2020, in 126 pages.

Declaration of George E. Yanulis, in support of Petition for Inter Partes Review of U.S. Pat. No. 9,788,735, Ex. 1003, *Sotera Wireless, Inc. v. Masimo Corporation*, Inter Partes Review No. IPR2020-00954, dated May 18, 2020, in 163 pages.

Petition for Inter Partes Review of U.S. Pat. No. 9,795,300, *Sotera Wireless, Inc. v. Masimo Corporation*, Inter Partes Review No. IPR2020-01015, dated May 29, 2020, in 109 pages.

Declaration of George E. Yanulis, in support of Petition for Inter Partes Review of U.S. Pat. No. 9,795,300, Ex. 1003, *Sotera Wireless, Inc. v. Masimo Corporation*, Inter Partes Review No. IPR2020-01015, dated May 28, 2020, in 156 pages.

Petition for Inter Partes Review of U.S. Pat. No. 9,872,623, *Sotera Wireless, Inc. v. Masimo Corporation*, Inter Partes Review No. IPR2020-01054, dated Jun. 5, 2020, in 123 pages.

Declaration of George E. Yanulis, in support of Petition for Inter Partes Review of U.S. Pat. No. 9,872,623, Ex. 1003, *Sotera Wireless, Inc. v. Masimo Corporation*, Inter Partes Review No. IPR2020-01054, dated Jun. 5, 2020, in 182 pages.

Petition for Inter Partes Review of U.S. Pat. No. RE47,244, *Sotera Wireless, Inc. v. Masimo Corporation*, Inter Partes Review No. IPR2020-00967, dated May 21, 2020, in 112 pages.

Declaration of George E. Yanulis, in support of Petition for Inter Partes Review of U.S. Pat. No. RE47,244, Ex. 1003, *Sotera Wireless, Inc. v. Masimo Corporation*, Inter Partes Review No. IPR2020-00967, dated May 21, 2020, in 181 pages.

Petition for Inter Partes Review of U.S. Pat. No. RE47,353, *Sotera Wireless, Inc. v. Masimo Corporation*, Inter Partes Review No. IPR2020-01019, dated May 29, 2020, in 111 pages.

Declaration of George E. Yanulis, in support of Petition for Inter Partes Review of U.S. Pat. No. RE47,353, Ex. 1003, *Sotera Wireless, Inc. v. Masimo Corporation*, Inter Partes Review No. IPR2020-01019, dated May 28, 2020, in 190 pages.

Petition for Inter Partes Review of U.S. Pat. No. RE47,249, *Sotera Wireless, Inc. v. Masimo Corporation*, Inter Partes Review No. IPR2020-01033, dated Jun. 3, 2020, in 111 pages.

Declaration of George E. Yanulis, in support of Petition for Inter Partes Review of U.S. Pat. No. RE47,249, Ex. 1003, *Sotera Wireless, Inc. v. Masimo Corporation*, Inter Partes Review No. IPR2020-01033, dated Jun. 2, 2020, in 196 pages.

Petition for Inter Partes Review of U.S. Pat. No. RE47,218, *Sotera Wireless, Inc. v. Masimo Corporation*, Inter Partes Review No. IPR2020-01078, dated Jun. 11, 2020, in 66 pages.

Declaration of George E. Yanulis, in support of Petition for Inter Partes Review of U.S. Pat. No. RE47,218, Ex. 1003, *Sotera Wireless, Inc. v. Masimo Corporation*, Inter Partes Review No. IPR2020-01078, dated Jun. 10, 2020, in 69 pages.

Petition for Inter Partes Review of U.S. Pat. No. 10,255,994, *Sotera Wireless, Inc. v. Masimo Corporation*, Inter Partes Review No. IPR2020-01082, dated Jun. 11, 2020, in 88 pages.

Declaration of George E. Yanulis, in support of Petition for Inter Partes Review of U.S. Pat. No. 10,255,994, Ex. 1003, *Sotera Wireless, Inc. v. Masimo Corporation*, Inter Partes Review No. IPR2020-01082, dated Jun. 11, 2020, in 113 pages.

Jan. 24, 2020 Masimo Corporation's Infringement Contentions, *Masimo Corporation v. Sotera Wireless and Hon Hai Precision Industry Co., Ltd.*, Case No. 3:19-cv-01100-BAS-NLS, 537 pages. Sep. 8, 2020 Defendants Sotera Wireless Inc. and Hon Hai Precision Industry Co. Ltd.'s Amended LPR 3.3 Invalidity Contentions, and including Exhibits A-I, *Masimo Corporation v. Sotera Wireless, Inc. and Hon Hai Precision Industry Co., Ltd.*, Case No. 3:19-cv-01100-BAS-NLS, 3151 pages.

Dec. 31, 2020 Second Amended Complaint for Patent Infringement and Demand for Jury Trial (redacted public version including publicly available exhibits), *Masimo Corporation v. Sotera Wireless and Hon Hai Precision Industry Co., Ltd.*, Case No. 3:19-cv-01100-BAS-NLS, 725 pages. [uploaded in 5 parts].

Jan. 14, 2021 Defendant Sotera Wireless Inc.'s Answer to Plaintiff's Second Amended Complaint for Patent Infringement and Demand for Jury Trial, *Masimo Corporation v. Sotera Wireless and Hon Hai Precision Industry Co., Ltd.*, Case No. 3:19-cv-01100-BAS-NLS, 53 pages.

Definitions of "oximetry," "pulse oximetry," and "invasive," excerpt from Stedman's Medical Dictionary (27th ed.), 2000, 5 pages.

Definitions of "oximeter," "pulse oximeter," and "invasive," excerpt from Dorland's Illustrated Medical Dictionary (30th ed.), 2003, 5 pages.

Definition of "port," excerpt from Webster's New World College Dictionary (4th ed.), 2001, 4 pages.

Definition of "port," excerpt from Webster's II New College Dictionary, 2001, 4 pages.

Definition of "port," excerpt from Microsoft Computer Dictionary (5th ed.), 2002, 4 pages.

Jubran, "Pulse oximetry," *Critical Care* 1999, vol. 3, No. 2, pp. R11-R17.

Kelleher, "Pulse Oximetry," *Journal of Clinical Monitoring*, vol. 5, No. 1, Jan. 1989, pp. 37-62.

Westover et al., "Human Factors Analysis of an ICU," *Journal of Clinical Engineering*, vol. 23, No. 2, Mar./Apr. 1998, pp. 110-116.

Parati et al., "Self blood pressure monitoring at home by wrist devices: a reliable approach?" *Journal of Hypertension*, vol. 20, No. 4, 2002, pp. 573-578.

Hardesty, "Clothed in Health," *MIT Technology Review*, Jul. 1, 2001, last accessed Feb. 17, 2021, and retrieved from <https://www.technologyreview.com/2001/07/01/235697/clothed-in-health>, 9 pages.

Datex AS/3TM Anesthesia Monitor Operator's Manual, Jan. 1995, 399 pages. [Uploaded in 2 parts].

Gordon et al., "2012 Anthropometric Survey of U.S. Army Personnel: Methods and Summary Statistics," U.S. Army Natick Soldier Research, Dec. 2014, 454 pages.

Printouts from apple.com and Samsung.com websites showing common smartphone specifications, last accessed Feb. 18, 2021, and retrieved from <https://www.apple.com/iphone/compare/?device1=iphoneX&device2=iphone11&device3=iphone12>, and <https://www.samsung.com/global/galaxy/compare-smartphones/>, 16 pages.

Datasheet for EPROM/ROM-Based 8-bit CMOS Microcontroller Series, PIC16C5X, Microchip Technology Inc., 2013, 192 pages.

Running Armband & Wristband Phone Holder, Forearm Armband Phone Holder, 360° Rotatable Armband for iPhone Samsung Galaxy Google Pixel, Cellphone Wristband Great for Hiking Biking Running, Amazon.com, printed May 12, 2021, and retrieved from <https://www.amazon.com/Running-Armband-Wristband-Rotatable-Cellphone/dp/B08DJ2B6X5/>, 2 pages.

Registration Interface—Selection and General Information, AT&T Co. Standard, Bell System Practices, Section 463-400-100, Issue 1, May 1978, 5 pages.

Registration Interface—Adapter Arrangements RJA1X, RJA2X, and RJA3X, AT&T Co. Standard, Bell System Practices, Section 463-400-100, Issue 2, May 1979, 6 pages.

Modular Connector Guide, C2G, printed May 12, 2021, and retrieved from <https://www.cablestogo.com/learning/connector-guides/modular>, 3 pages.

IEEE Standard for a High Performance Serial Bus—Amendment 1, IEEE Std 1394a-2000 (Amendment to IEEE Std 1394-1995), The Institute of Electrical and Electronics Engineers, Inc., Mar. 30, 2000, 204 pages.

Kästle et al., "A New Family of Sensors for Pulse Oximetry," *Hewlett-Packard Journal*, Article 7, Feb. 1997, pp. 1-17.

Portzon Set of 2 Neoprene Dumbbell Hand Weights, Anti-Slip, Anti-roll, Amazon.com, printed Feb. 22, 2021, and retrieved from <https://www.amazon.com/Neoprene-Dumbbell-Weights-Anti-slip-Anti-roll/dp/B088M26WRH/>, 9 pages.

JG Webster, ed., Design of Pulse Oximeter, Medical Science Series, IOP Publishing Ltd, 1997, 256 pages. [Uploaded in 4 parts].

(56)

References Cited

OTHER PUBLICATIONS

Invicta Men's Pro Diver Scuba Quartz Chronograph Carbon Fiber Bezel Abalone Dial Bracelet Watch, 50mm, Amazon.com, printed May 17, 2021, and retrieved from <https://www.amazon.com/Invicta-Quartz-Chronograph-Abalone-Bracelet/dp/B0772D8BWK/>, 6 pages. Data sheet for iKey Rugged Wearable Keyboard, Product Code AK-39, last accessed Jun. 17, 2021, and retrieved from https://www.ikey.com/document/?route=product/pdf&product_id=46, 2 pages. Anderson, The Importance of Thomas Edison, Lucent Books, Inc., 1994, pp. 30-33.

Jun. 11, 2020 Sotera Wireless, Inc.'s Power of Attorney, *Sotera Wireless, Inc. v. Masimo Corporation*, Inter Partes Review No. IPR2020-01078, in 3 pages.

Jun. 16, 2020 Notice of Filing Date Accorded to Petition, *Sotera Wireless, Inc. v. Masimo Corporation*, Inter Partes Review No. IPR2020-01078, in 6 pages.

Jul. 2, 2020 Patent Owner Submission of Mandatory Notice Information, *Sotera Wireless, Inc. v. Masimo Corporation*, Inter Partes Review No. IPR2020-01078, in 6 pages.

Sep. 16, 2020 Patent Owner Preliminary Response, *Sotera Wireless, Inc. v. Masimo Corporation*, Inter Partes Review No. IPR2020-01078, in 49 pages.

Oct. 7, 2020 Order—Conduct of the Proceeding, *Sotera Wireless, Inc. v. Masimo Corporation*, Inter Partes Review No. IPR2020-01078, 3 pages.

Oct. 7, 2020 Notice of Decision in Related Judicial Matter, *Sotera Wireless, Inc. v. Masimo Corporation*, Inter Partes Review No. IPR2020-01078, in 3 pages.

Oct. 7, 2020 Patent Owner Updated Exhibit List, *Sotera Wireless, Inc. v. Masimo Corporation*, Inter Partes Review No. IPR2020-01078, in 4 pages.

Oct. 16, 2020 Petitioner's Reply to Preliminary Response, *Sotera Wireless, Inc. v. Masimo Corporation*, Inter Partes Review No. IPR2020-01078, in 12 pages.

Oct. 23, 2020 Patent Owner Sur-Reply re Fintiv Factors, *Sotera Wireless, Inc. v. Masimo Corporation*, Inter Partes Review No. IPR2020-01078, in 11 pages.

Dec. 7, 2020 Decision Granting Institution of Inter Partes Review, *Sotera Wireless, Inc. v. Masimo Corporation*, Inter Partes Review No. IPR2020-01078, in 51 pages.

Dec. 7, 2020 Scheduling Order, *Sotera Wireless, Inc. v. Masimo Corporation*, Inter Partes Review No. IPR2020-01078, in 11 pages.

Dec. 21, 2020 Patent Owner Objections to Evidence, *Sotera Wireless, Inc. v. Masimo Corporation*, Inter Partes Review No. IPR2020-01078, 7 pages.

Jan. 26, 2021 Sotera's Updated Mandatory Notices, *Sotera Wireless, Inc. v. Masimo Corporation*, Inter Partes Review No. IPR2020-01078, in 4 pages.

Jan. 28, 2021 Masimo's Notice of Deposition of George Yanulis, *Sotera Wireless, Inc. v. Masimo Corporation*, Inter Partes Review No. IPR2020-01078, in 3 pages.

Feb. 1, 2021 Sotera's Updated Power of Attorney, *Sotera Wireless, Inc. v. Masimo Corporation*, Inter Partes Review No. IPR2020-01078, in 3 pages.

Feb. 2, 2021 Masimo's Unopposed Motion for DCK to Appear Pro Hac Vice, *Sotera Wireless, Inc. v. Masimo Corporation*, Inter Partes Review No. IPR2020-01078, in 7 pages.

Feb. 4, 2021 Order Granting Masimo's Unopposed Motion for DCK to Appear Pro Hac Vice, *Sotera Wireless, Inc. v. Masimo Corporation*, Inter Partes Review No. IPR2020-01078, in 4 pages.

Feb. 9, 2021 Masimo's Updated Mandatory Notice Information Adding Back-Up Counsel, *Sotera Wireless, Inc. v. Masimo Corporation*, Inter Partes Review No. IPR2020-01078, in 6 pages.

Feb. 9, 2021 Masimo's Supplemental Power of Attorney Adding DCK, *Sotera Wireless, Inc. v. Masimo Corporation*, Inter Partes Review No. IPR2020-01078, in 3 pages.

Mar. 5, 2021 Masimo's Updated Mandatory Notice Information Adding Back-Up Counsel, *Sotera Wireless, Inc. v. Masimo Corporation*, Inter Partes Review No. IPR2020-01078, in 6 pages.

Mar. 5, 2021 Patent Owner Response, *Sotera Wireless, Inc. v. Masimo Corporation*, Inter Partes Review No. IPR2020-01078, in 69 pages.

Mar. 29, 2021 Sotera's Notice of Deposition of Jack Goldberg, *Sotera Wireless, Inc. v. Masimo Corporation*, Inter Partes Review No. IPR2020-01078, in 4 pages.

May 28, 2021 Sotera's Reply, *Sotera Wireless, Inc. v. Masimo Corporation*, Inter Partes Review No. IPR2020-01078, in 28 pages.

Jun. 8, 2021 Masimo's Objections to Evidence, *Sotera Wireless, Inc. v. Masimo Corporation*, Inter Partes Review No. IPR2020-01078, in 5 pages.

Jul. 9, 2021 Patent Owner Sur-Reply, *Sotera Wireless, Inc. v. Masimo Corporation*, Inter Partes Review No. IPR2020-01078, in 30 pages.

Jul. 30, 2021 Sotera's Request for Oral Argument, *Sotera Wireless, Inc. v. Masimo Corporation*, Inter Partes Review No. IPR2020-01078, in 4 pages.

Jul. 30, 2021 Masimo's Request for Oral Argument, *Sotera Wireless, Inc. v. Masimo Corporation*, Inter Partes Review No. IPR2020-01078, in 4 pages.

Aug. 3, 2021 Order Setting Oral Argument for Sep. 24, 2021, *Sotera Wireless, Inc. v. Masimo Corporation*, Inter Partes Review No. IPR2020-01078, in 9 pages.

Aug. 20, 2021 Order Re-Setting Oral Argument for Sep. 24, 2021 at 2pm, *Sotera Wireless, Inc. v. Masimo Corporation*, Inter Partes Review No. IPR2020-01078, in 5 pages.

Sep. 16, 2021 Masimo's Demonstratives for Oral Argument, *Sotera Wireless, Inc. v. Masimo Corporation*, Inter Partes Review No. IPR2020-01078, in 59 pages.

Sep. 16, 2021 Sotera's Oral Hearing Demonstratives, *Sotera Wireless, Inc. v. Masimo Corporation*, Inter Partes Review No. IPR2020-01078, in 40 pages.

Sep. 20, 2021 Petitioner's Notice re Demonstratives for Oral Argument, *Sotera Wireless, Inc. v. Masimo Corporation*, Inter Partes Review No. IPR2020-01078, in 43 pages.

Sep. 20, 2021 Patent Owner Updated Exhibit List, *Sotera Wireless, Inc. v. Masimo Corporation*, Inter Partes Review No. IPR2020-01078, in 4 pages.

Masimo Opposition to Sotera Motion to Stay Proceedings, *Sotera Wireless, Inc. v. Masimo Corporation*, Inter Partes Review No. IPR2020-01078, Exhibit 2001, in 22 pages.

Case Management Order, *Sotera Wireless, Inc. v. Masimo Corporation*, Inter Partes Review No. IPR2020-01078, Exhibit 2002, in 8 pages.

Order Granting Joint Motion to Modify Case Management Order, *Sotera Wireless, Inc. v. Masimo Corporation*, Inter Partes Review No. IPR2020-01078, Exhibit 2003, in 3 pages.

Mar. 20, 2020 Defendants' Invalidity Contentions, *Sotera Wireless, Inc. v. Masimo Corporation*, Inter Partes Review No. IPR2020-01078, Exhibit 2004, in 38 pages.

Sep. 8, 2020 Defendants' Amended Invalidity Contentions, *Sotera Wireless, Inc. v. Masimo Corporation*, Inter Partes Review No. IPR2020-01078, Exhibit 2007, in 43 pages.

Joint Hearing Statement, *Sotera Wireless, Inc. v. Masimo Corporation*, Inter Partes Review No. IPR2020-01078, Exhibit 2008, in 23 pages.

Oct. 6, 2020 Order Granting in Part Joint Motion to Modify Case Management Order, *Sotera Wireless, Inc. v. Masimo Corporation*, Inter Partes Review No. IPR2020-01078, Exhibit 2009, in 4 pages.

DCK Declaration ISO PHV Motion, *Sotera Wireless, Inc. v. Masimo Corporation*, Inter Partes Review No. IPR2020-01078, Exhibit 2010, in 4 pages.

Declaration of Jack Goldberg, *Sotera Wireless, Inc. v. Masimo Corporation*, Inter Partes Review No. IPR2020-01078, Exhibit 2011, in 52 pages.

Oxford Dictionary of English (2010)—Threshold, *Sotera Wireless, Inc. v. Masimo Corporation*, Inter Partes Review No. IPR2020-01078, Exhibit 2012, in 3 pages.

American Heritage Dictionary (2011)—Threshold, *Sotera Wireless, Inc. v. Masimo Corporation*, Inter Partes Review No. IPR2020-01078, Exhibit 2013, in 3 pages.

(56)

References Cited

OTHER PUBLICATIONS

Yanulis Transcript, Feb. 10, 2021 vol. 6, *Sotera Wireless, Inc. v. Masimo Corporation*, Inter Partes Review No. IPR2020-01078, Exhibit 2014, in 223 pages.

Jack Goldberg CV Feb. 22, 2021, *Sotera Wireless, Inc. v. Masimo Corporation*, Inter Partes Review No. IPR2020-01078, Exhibit 2015, in 21 pages.

Patent Owner Demonstratives, *Sotera Wireless, Inc. v. Masimo Corporation*, Inter Partes Review No. IPR2020-01078, Exhibit 2016, in 59 pages.

Prosecution History of RE47,218, *Sotera Wireless, Inc. v. Masimo Corporation*, Inter Partes Review No. IPR2020-01078, Exhibit 1002, in 310 pages, uploaded in 2 parts.

Declaration of George E. Yanulis, *Sotera Wireless, Inc. v. Masimo Corporation*, Inter Partes Review No. IPR2020-01078, Exhibit 1003, in 69 pages.

CV of George E. Yanulis, *Sotera Wireless, Inc. v. Masimo Corporation*, Inter Partes Review No. IPR2020-01078, Exhibit 1004, in 8 pages.

Masimo's Complaint for Patent Infringement (*Masimo v. Sotera*, 19cv01100), *Sotera Wireless, Inc. v. Masimo Corporation*, Inter Partes Review No. IPR2020-01078, Exhibit 1008, in 44 pages.

Service of Summons and Complaint upon Sotera (*Masimo v. Sotera*, 19cv01100), *Sotera Wireless, Inc. v. Masimo Corporation*, Inter Partes Review No. IPR2020-01078, Exhibit 1009, in 4 pages.

RE218 Prosecution History Excerpt, Application with Preliminary Amendment, *Sotera Wireless, Inc. v. Masimo Corporation*, Inter Partes Review No. IPR2020-01078, Exhibit 1010, in 55 pages.

RE218 Prosecution History Excerpt, Non-Final Office Action, *Sotera Wireless, Inc. v. Masimo Corporation*, Inter Partes Review No. IPR2020-01078, Exhibit 1011, in 45 pages.

RE218 Prosecution History Excerpt, Amendment and Response to Office Action, *Sotera Wireless, Inc. v. Masimo Corporation*, Inter Partes Review No. IPR2020-01078, Exhibit 1012, in 10 pages.

RE218 Prosecution History Excerpt, Notice of Allowance, *Sotera Wireless, Inc. v. Masimo Corporation*, Inter Partes Review No. IPR2020-01078, Exhibit 1013, in 14 pages.

'570 Prosecution History Excerpt, Notice of Allowance, *Sotera Wireless, Inc. v. Masimo Corporation*, Inter Partes Review No. IPR2020-01078, Exhibit 1015, in 49 pages.

Masimo Corporation's Infringement Contentions with Exhibit D (*Masimo v. Sotera*, 19cv0), *Sotera Wireless, Inc. v. Masimo Corporation*, Inter Partes Review No. IPR2020-01078, Exhibit 1016, in 36 pages.

Masimo's Trade Secret Complaint against Sotera in Orange County, CA, Superior Court, *Sotera Wireless, Inc. v. Masimo Corporation*, Inter Partes Review No. IPR2020-01078, Exhibit 1017, in 20 pages.
Oral Ruling in Prior Trade Secret Litigation, *Sotera Wireless, Inc. v. Masimo Corporation*, Inter Partes Review No. IPR2020-01078, Exhibit 1018, in 1 page.

Final Order in Prior Trade Secret Litigation, *Sotera Wireless, Inc. v. Masimo Corporation*, Inter Partes Review No. IPR2020-01078, Exhibit 1019, in 117 pages.

Sotera Motion to Stay, *Sotera Wireless, Inc. v. Masimo Corporation*, Inter Partes Review No. IPR2020-01078, Exhibit 1036, in 29 pages.

Order Vacating Claim Construction Hearing, *Sotera Wireless, Inc. v. Masimo Corporation*, Inter Partes Review No. IPR2020-01078, Exhibit 1037, in 1 page.

Defendants' Stipulation of Invalidity Contentions, *Sotera Wireless, Inc. v. Masimo Corporation*, Inter Partes Review No. IPR2020-01078, Exhibit 1038, in 10 pages.

Declaration of Bryan Bergeron ISO Sotera's Reply to Petition, *Sotera Wireless, Inc. v. Masimo Corporation*, Inter Partes Review No. IPR2020-01078, Exhibit 1040, in 35 pages.

Bryan Bergeron CV, *Sotera Wireless, Inc. v. Masimo Corporation*, Inter Partes Review No. IPR2020-01078, Exhibit 1041, in 40 pages.

Apr. 22, 2021 Deposition Transcript of Jack Goldberg, *Sotera Wireless, Inc. v. Masimo Corporation*, Inter Partes Review No. IPR2020-01078, Exhibit 1042, in 106 pages.

Macmillan English Dictionary, *Sotera Wireless, Inc. v. Masimo Corporation*, Inter Partes Review No. IPR2020-01078, Exhibit 1043, in 3 pages.

Nov. 29, 2021, Judgment Final Written Decision Determining All Challenged Claims Unpatentable, *Sotera Wireless, Inc. v. Masimo Corporation*, Inter Partes Review No. IPR2020-01078, 77 pages.

Jan. 25, 2022 Patent Owner's Notice of Appeal to the U.S. Court of Appeals for the Federal Circuit, *Sotera Wireless, Inc. v. Masimo Corporation*, Inter Partes Review No. IPR2020-01078, 83 pages.

US 9,579,050, 02/2017, Al-Ali (withdrawn).

US 8,845,543, Diab et al. (withdrawn).

Coetzee, et al., "Noise-Resistant Pulse Oximetry Using a Synthetic Reference Signal," IEEE Transactions on Biomedical Engineering, IEEE Service Center, Piscataway, NJ, vol. 47, No. 8, dated Aug. 1, 2000.

Invitation to Pay Additional Fees document, including communication relating to the results of a partial Search Report issued in related application No. PCT/US2011/026545, dated Jun. 22, 2011, in 5 pages.

"Propaq Encore Vital Signs Monitor: Reference Guide," Welch Allyn, Inc., 2009 in 144 pages.

* cited by examiner

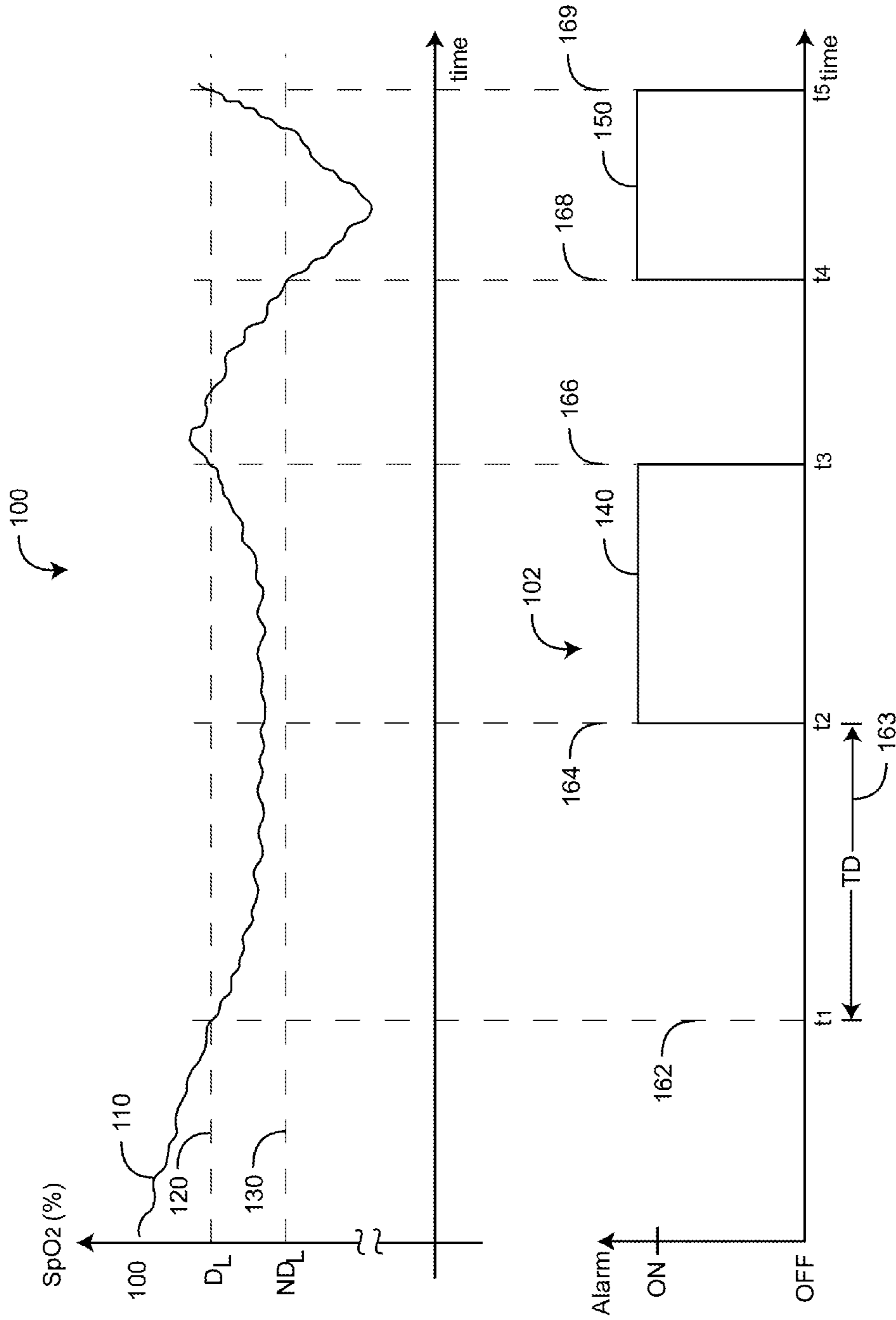


FIG. 1

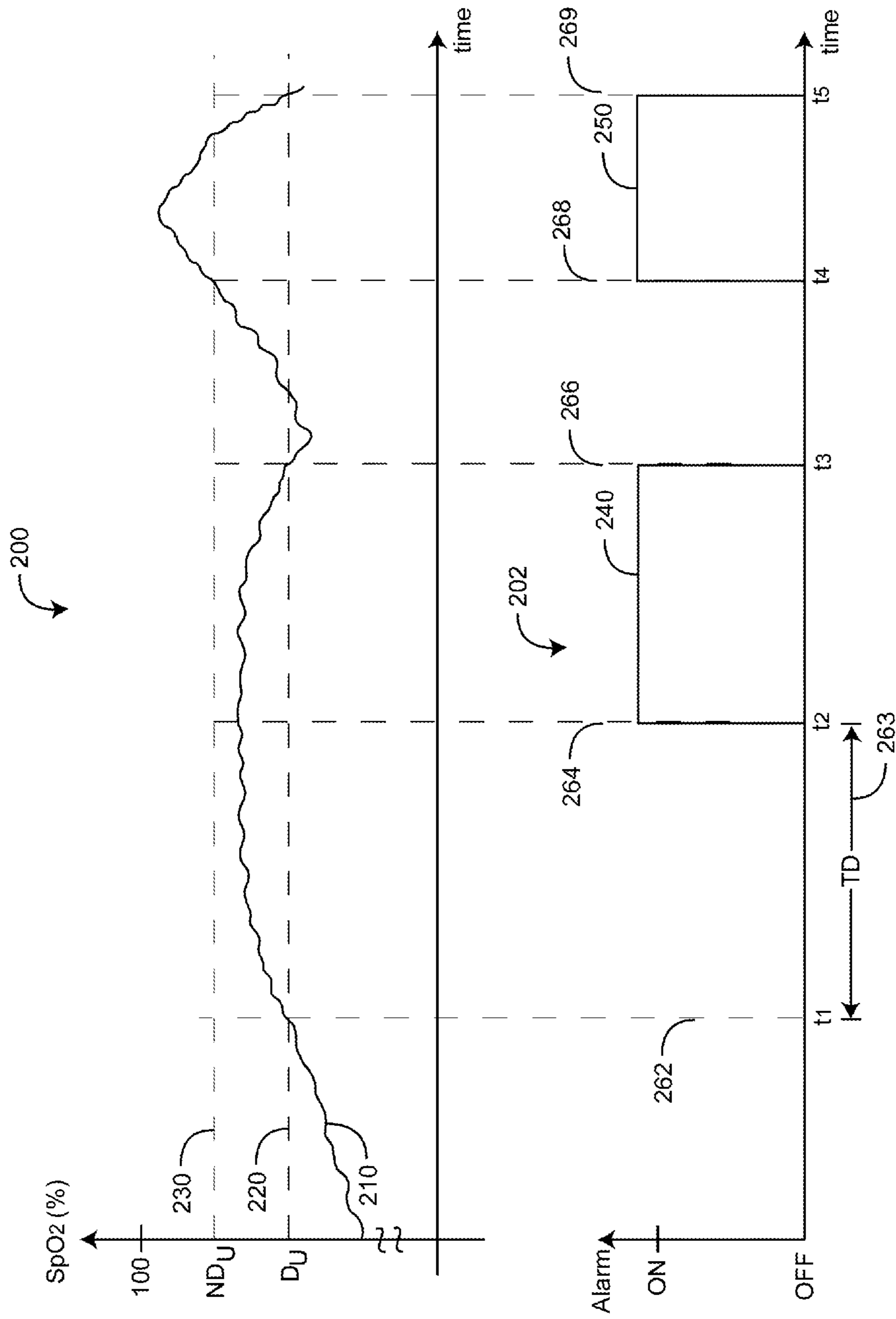


FIG. 2

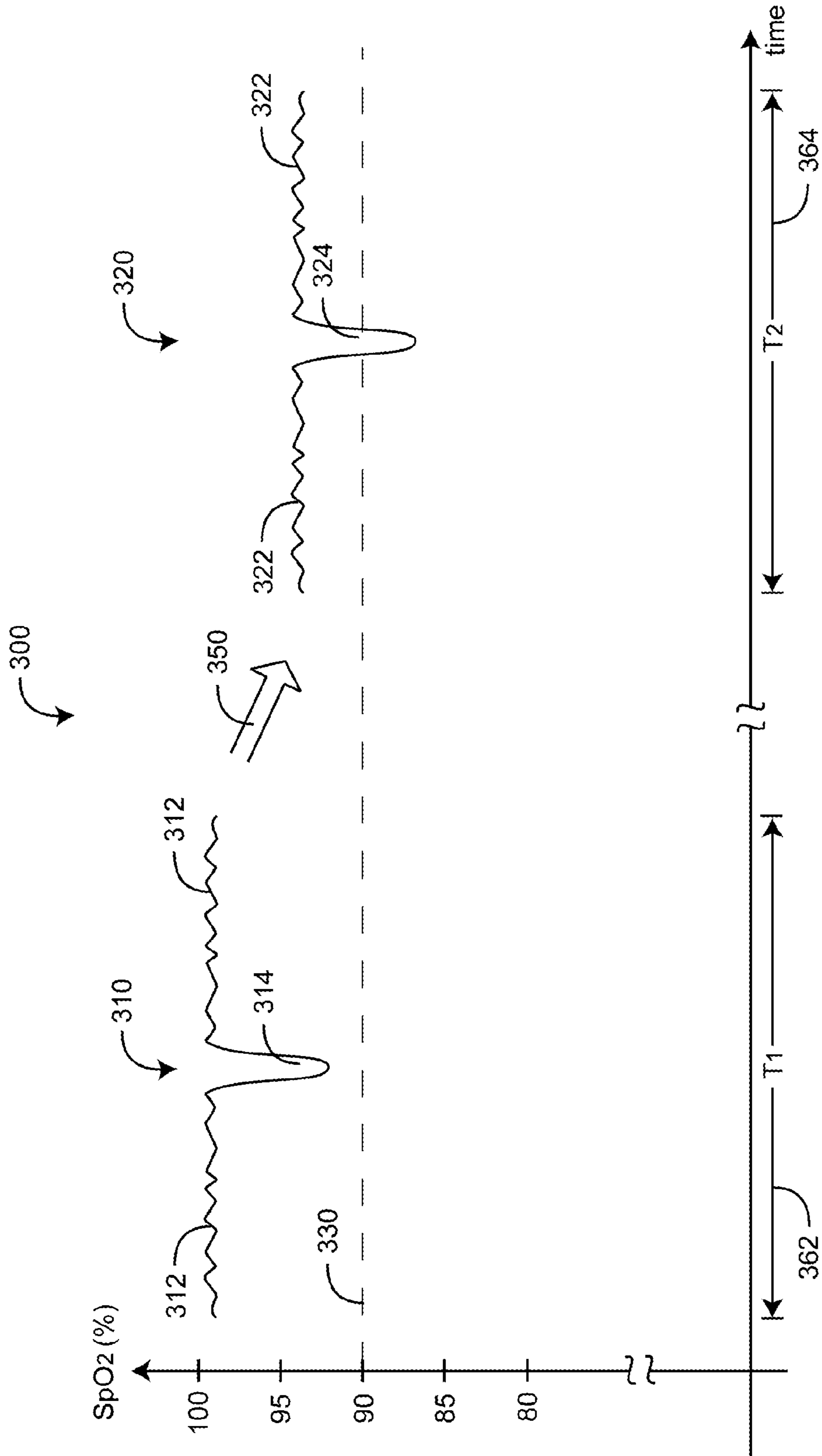


FIG. 3

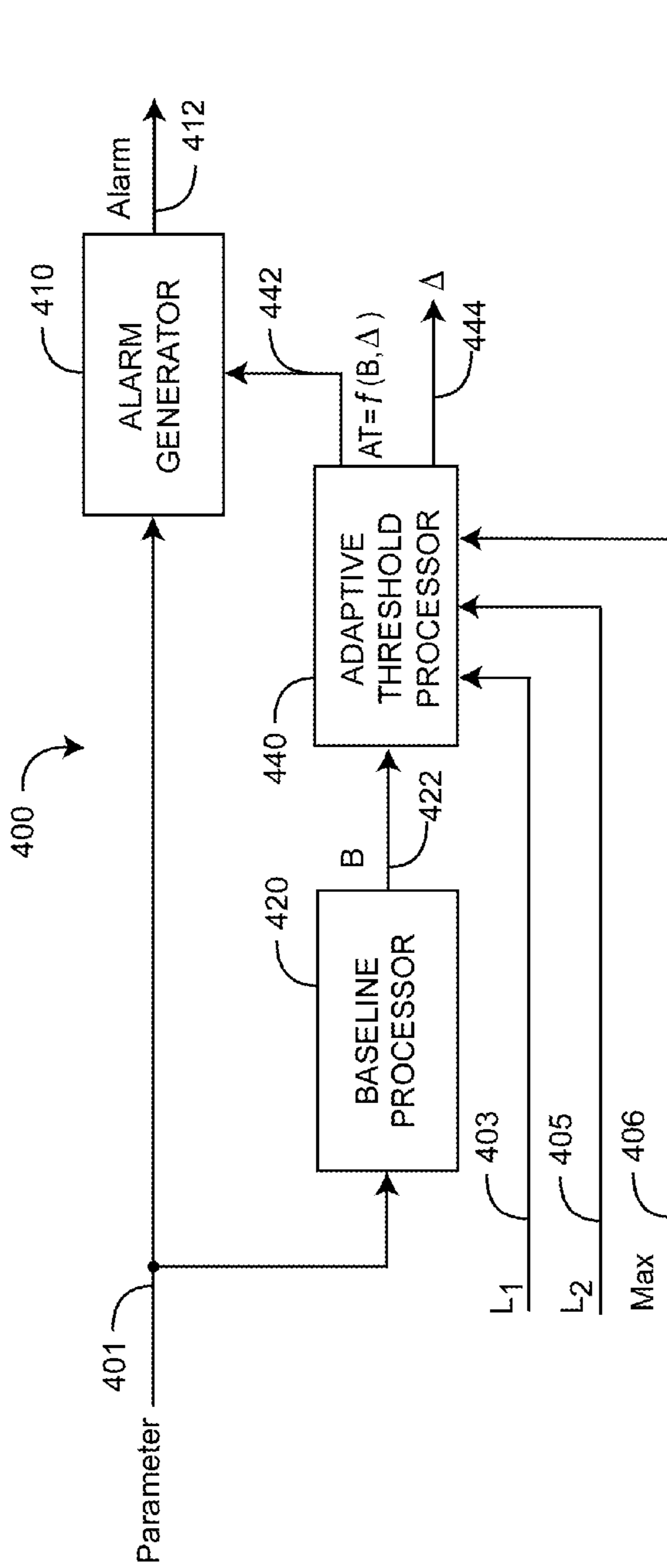


FIG. 4A

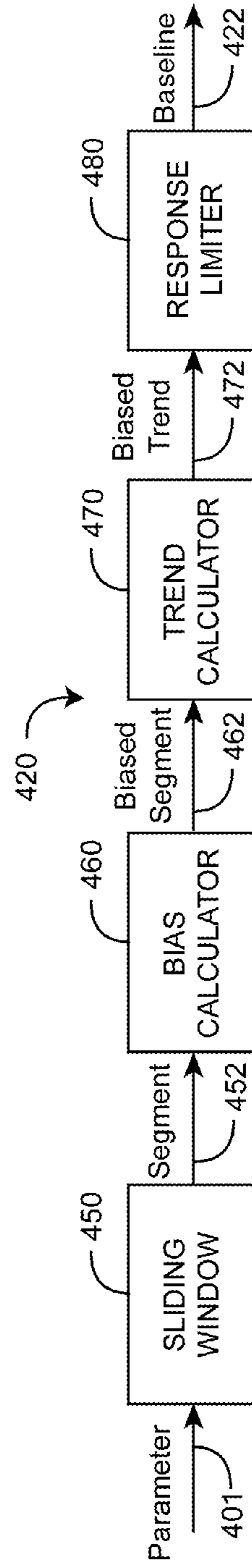


FIG. 4B

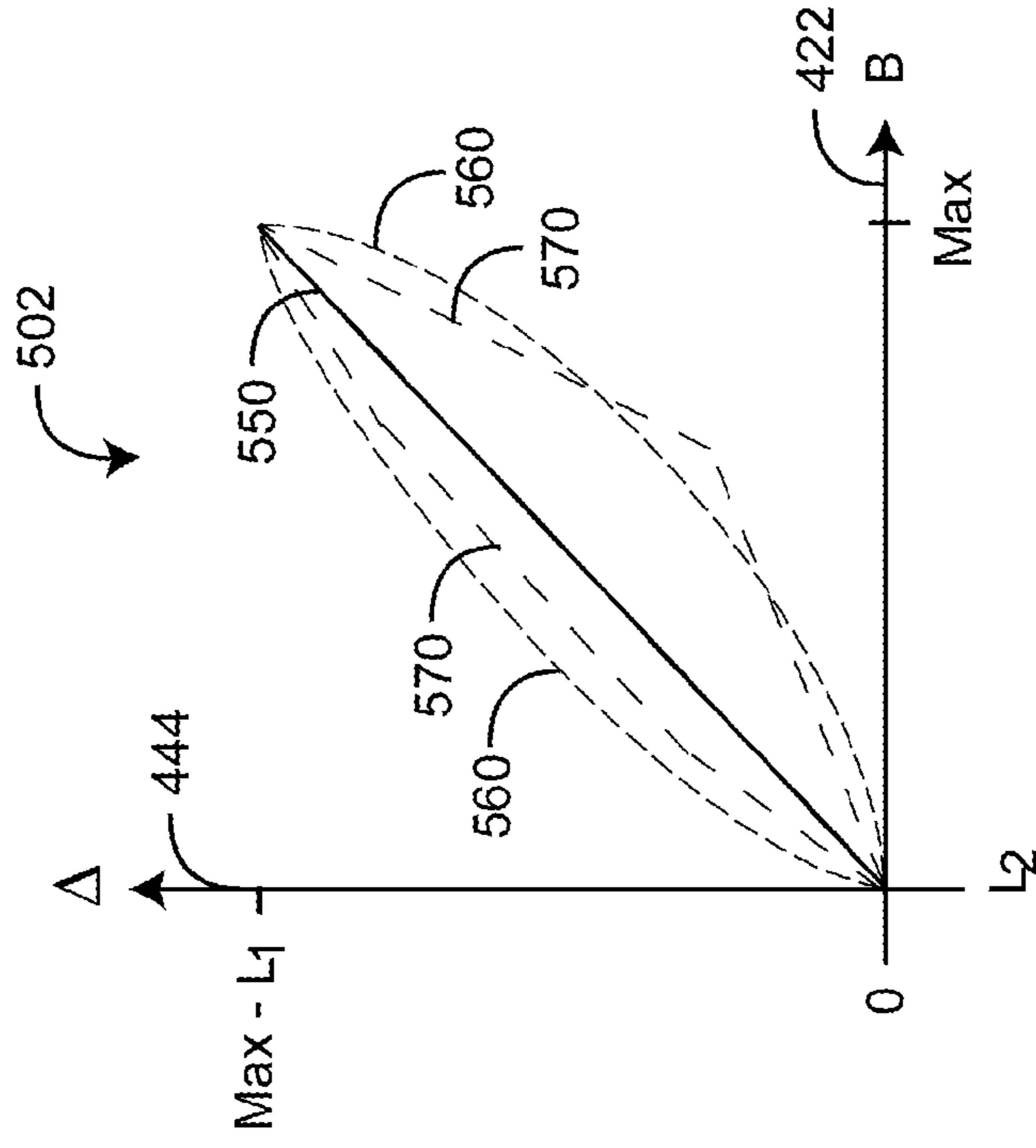


FIG. 5A

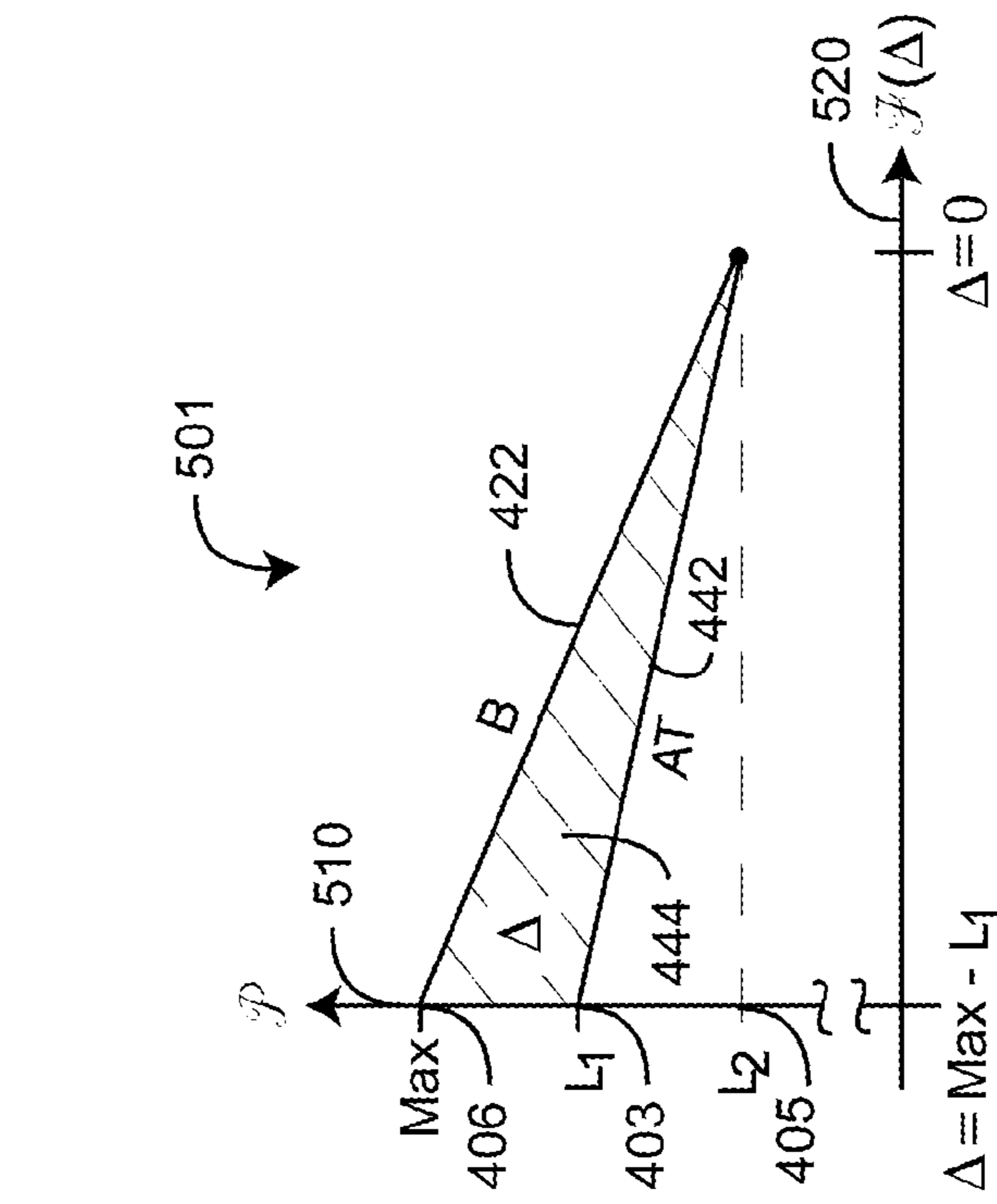


FIG. 5B

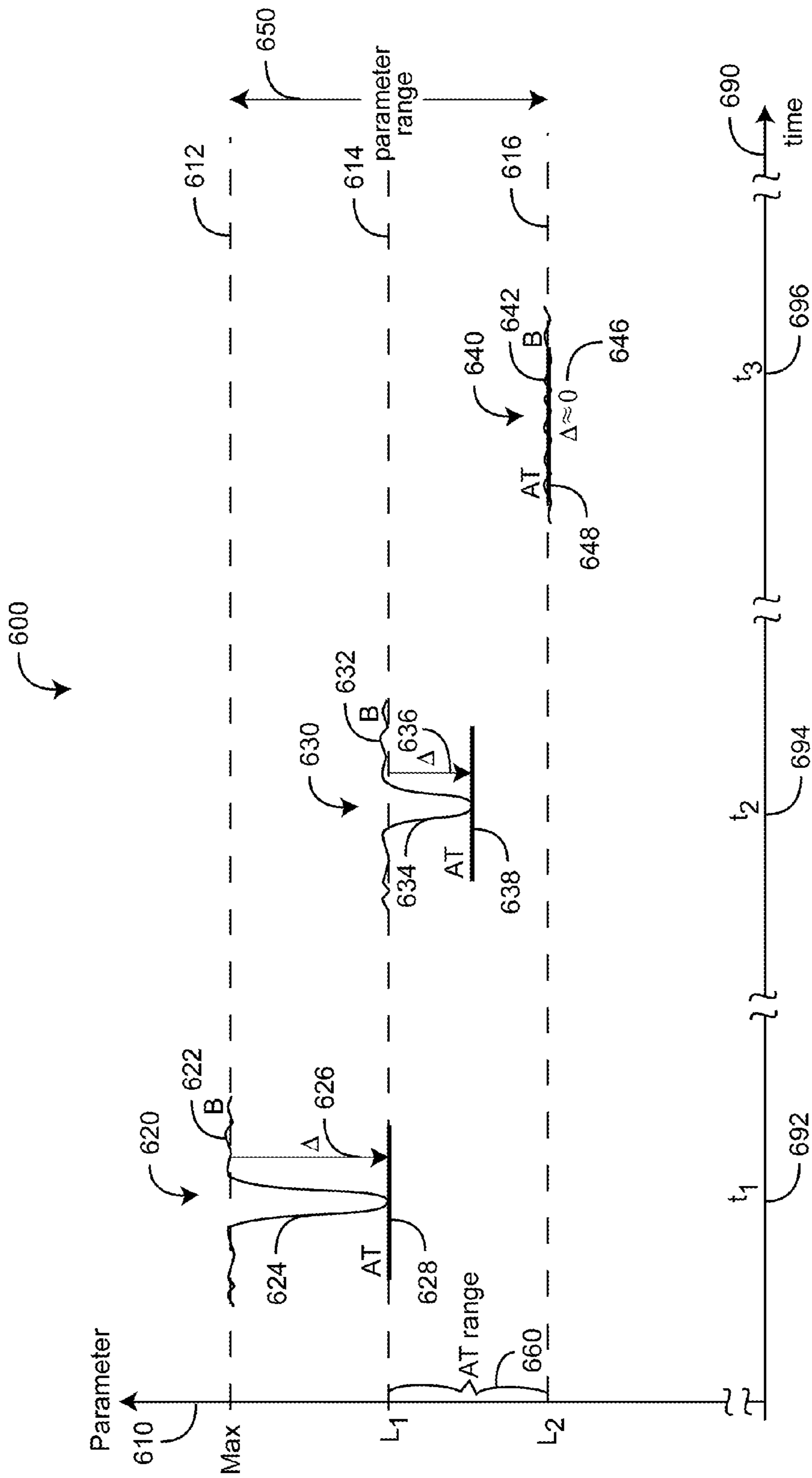


FIG. 6

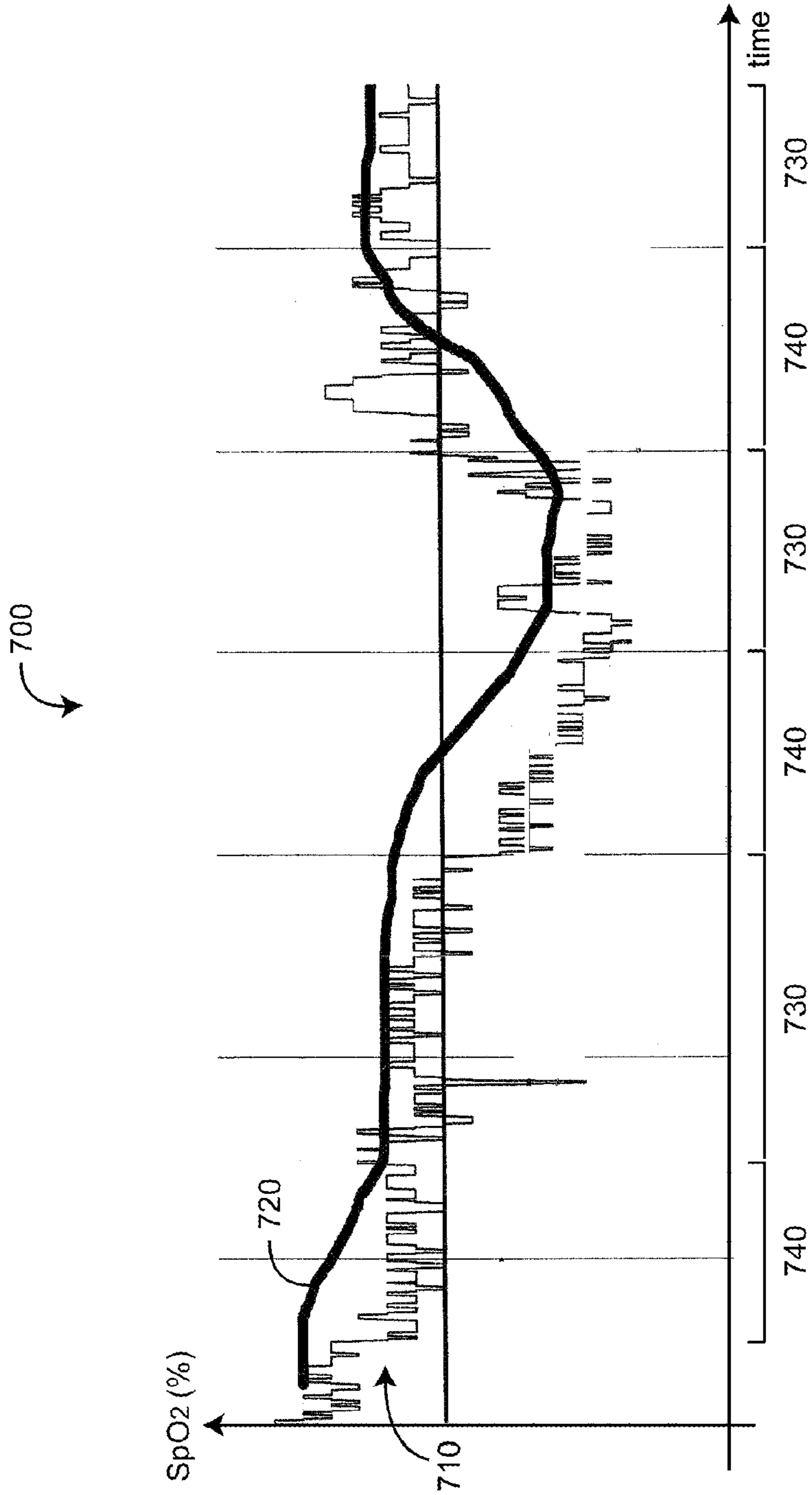


FIG. 7

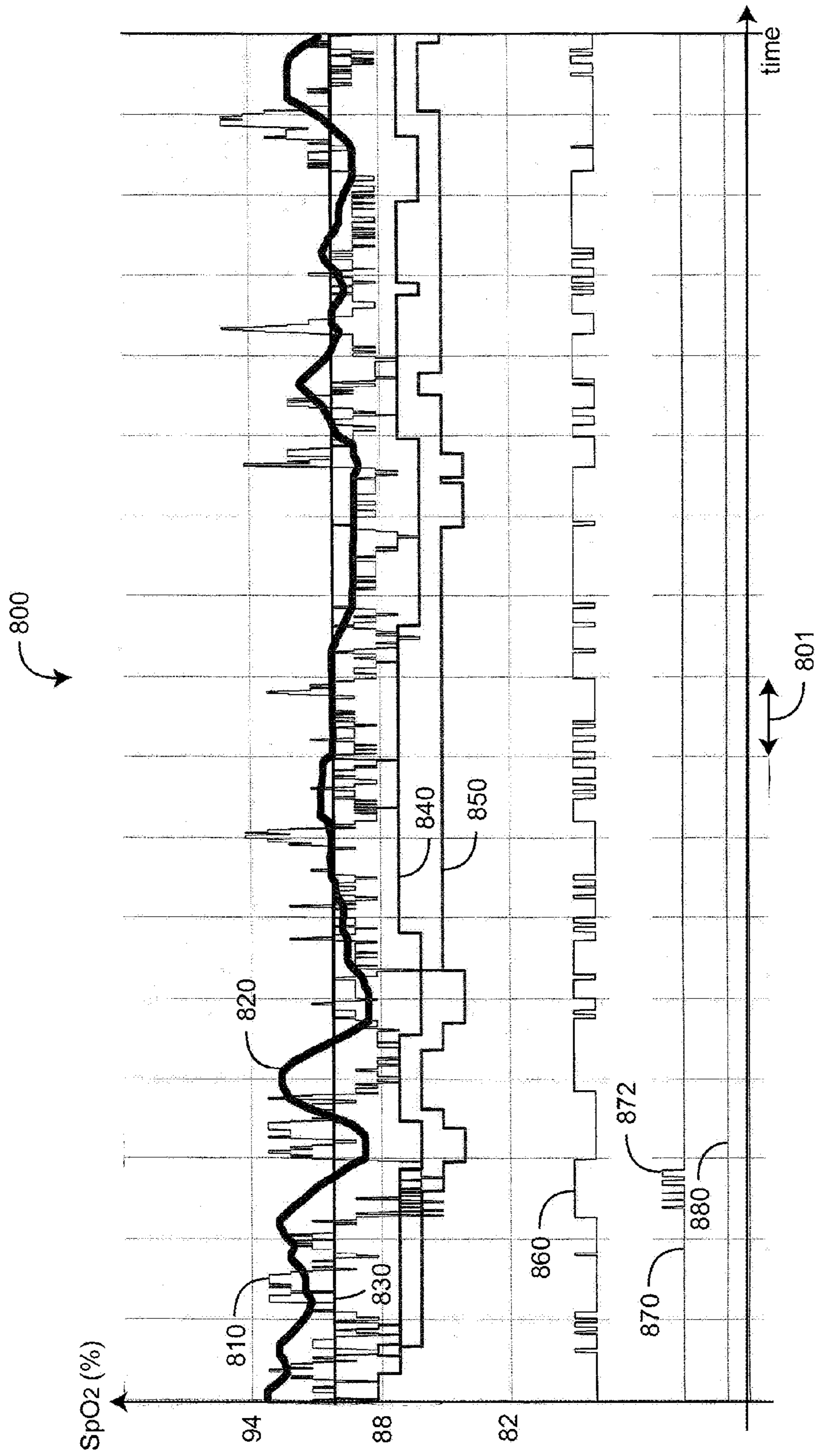


FIG. 8

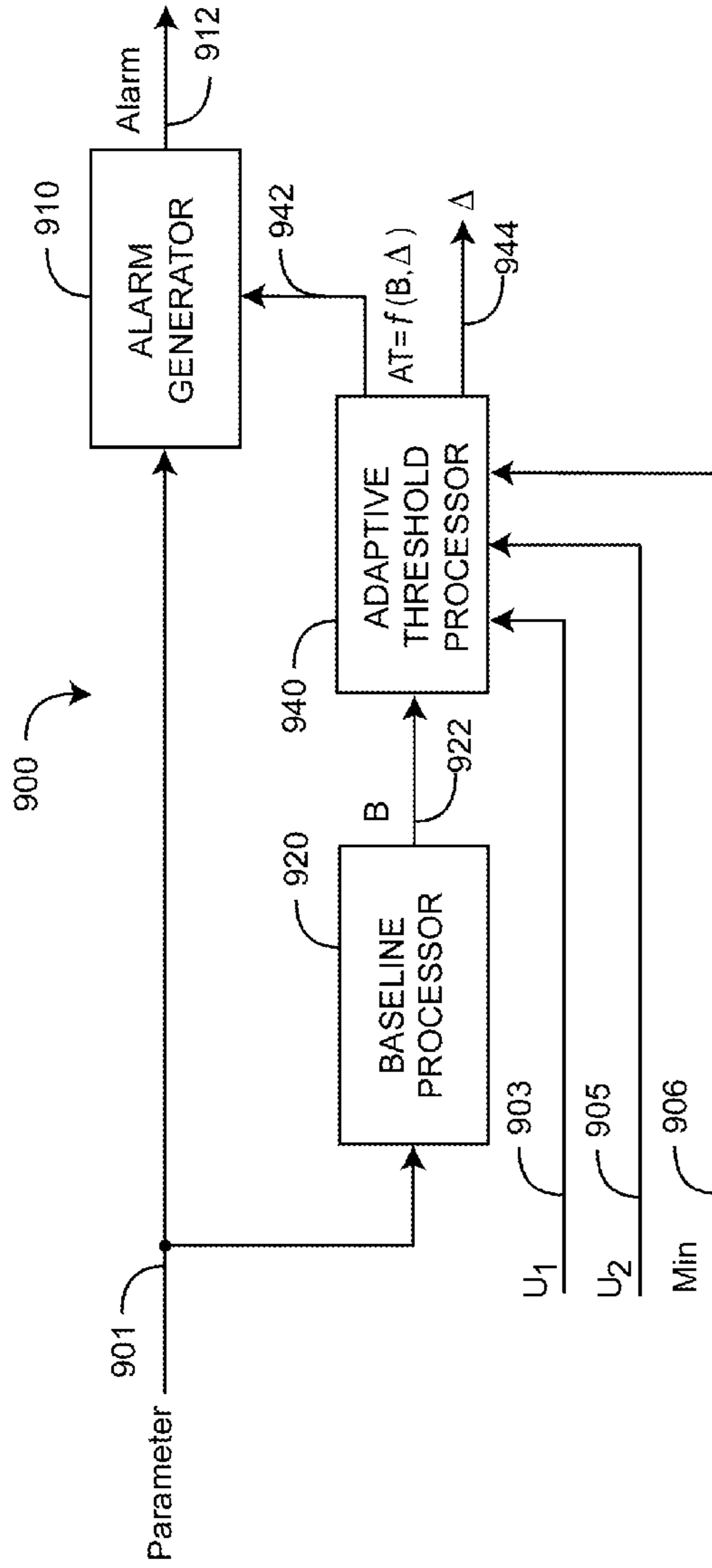


FIG. 9A

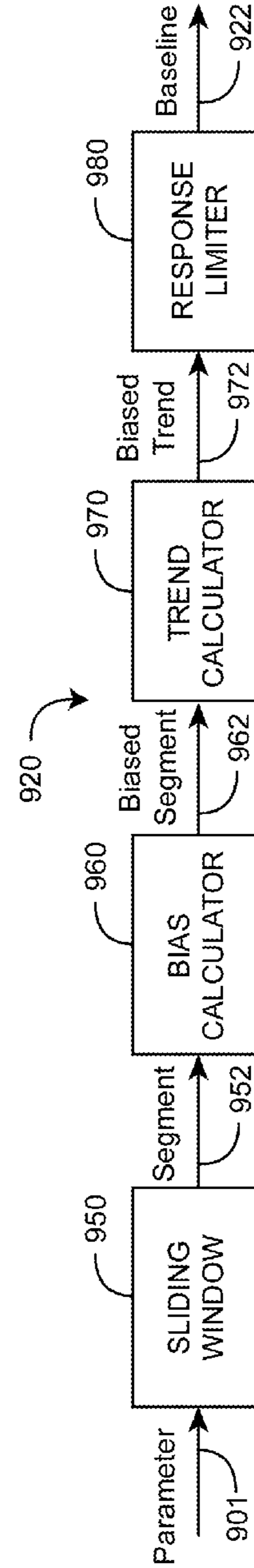


FIG. 9B

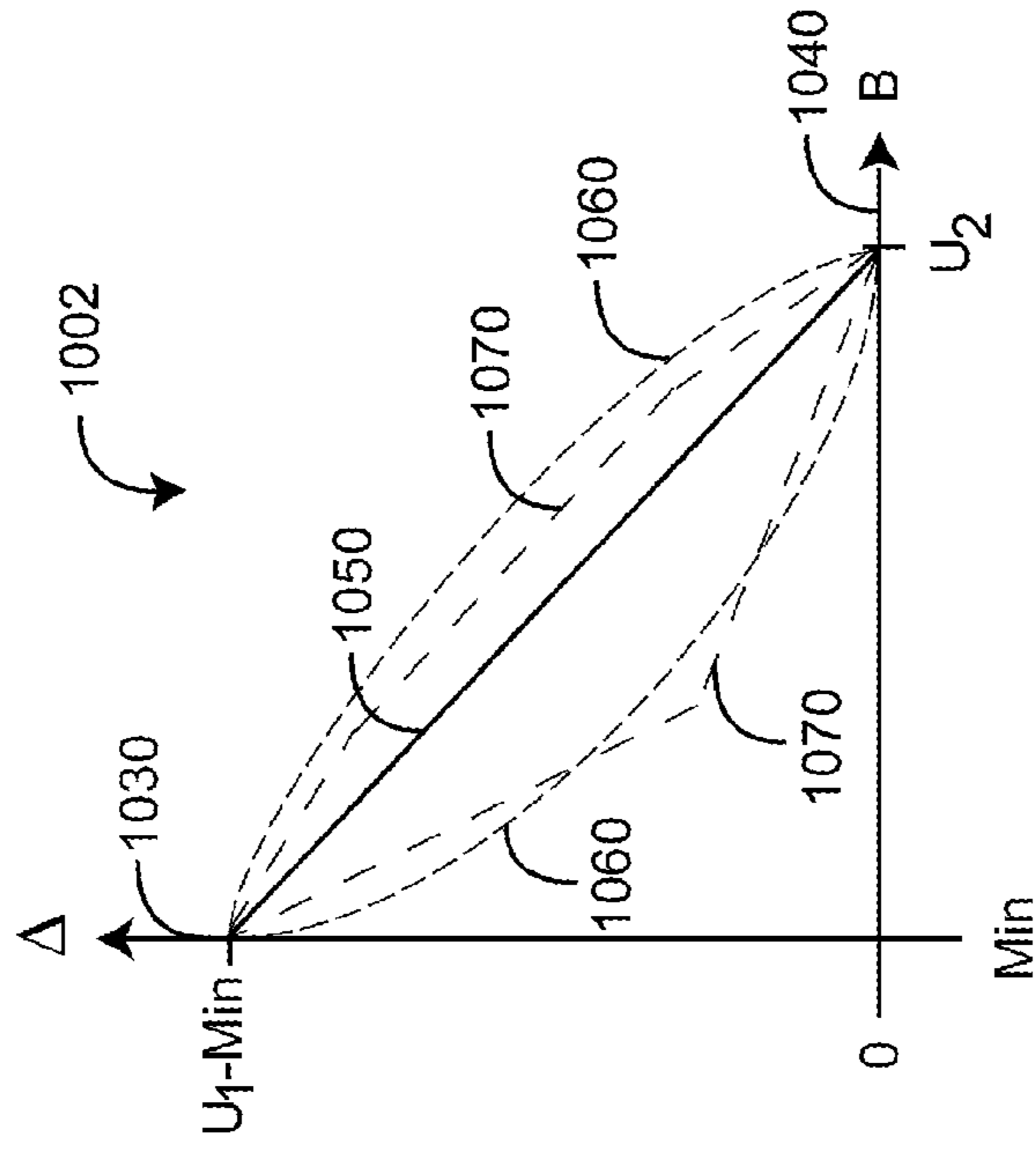


FIG. 10A

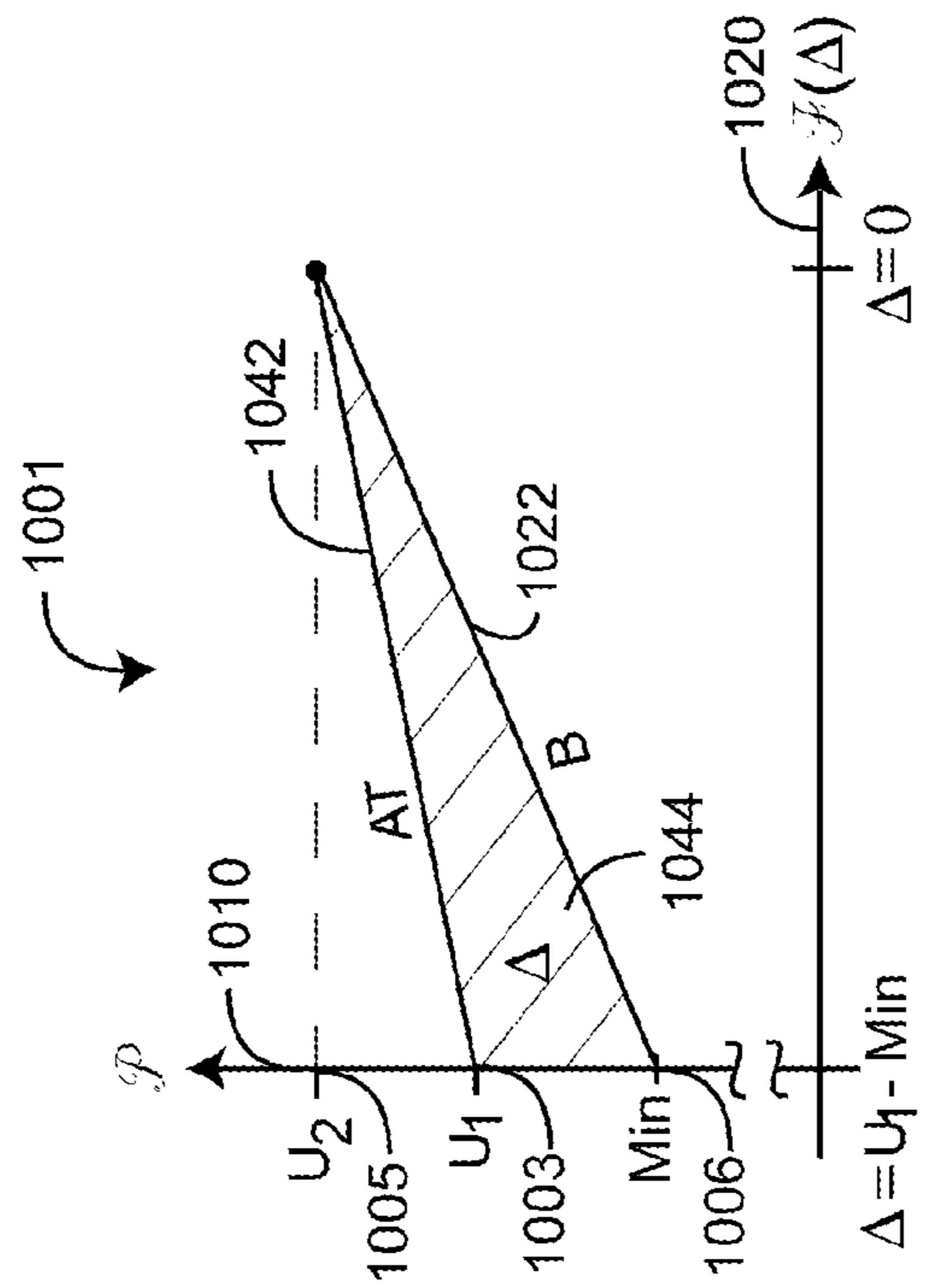


FIG. 10B

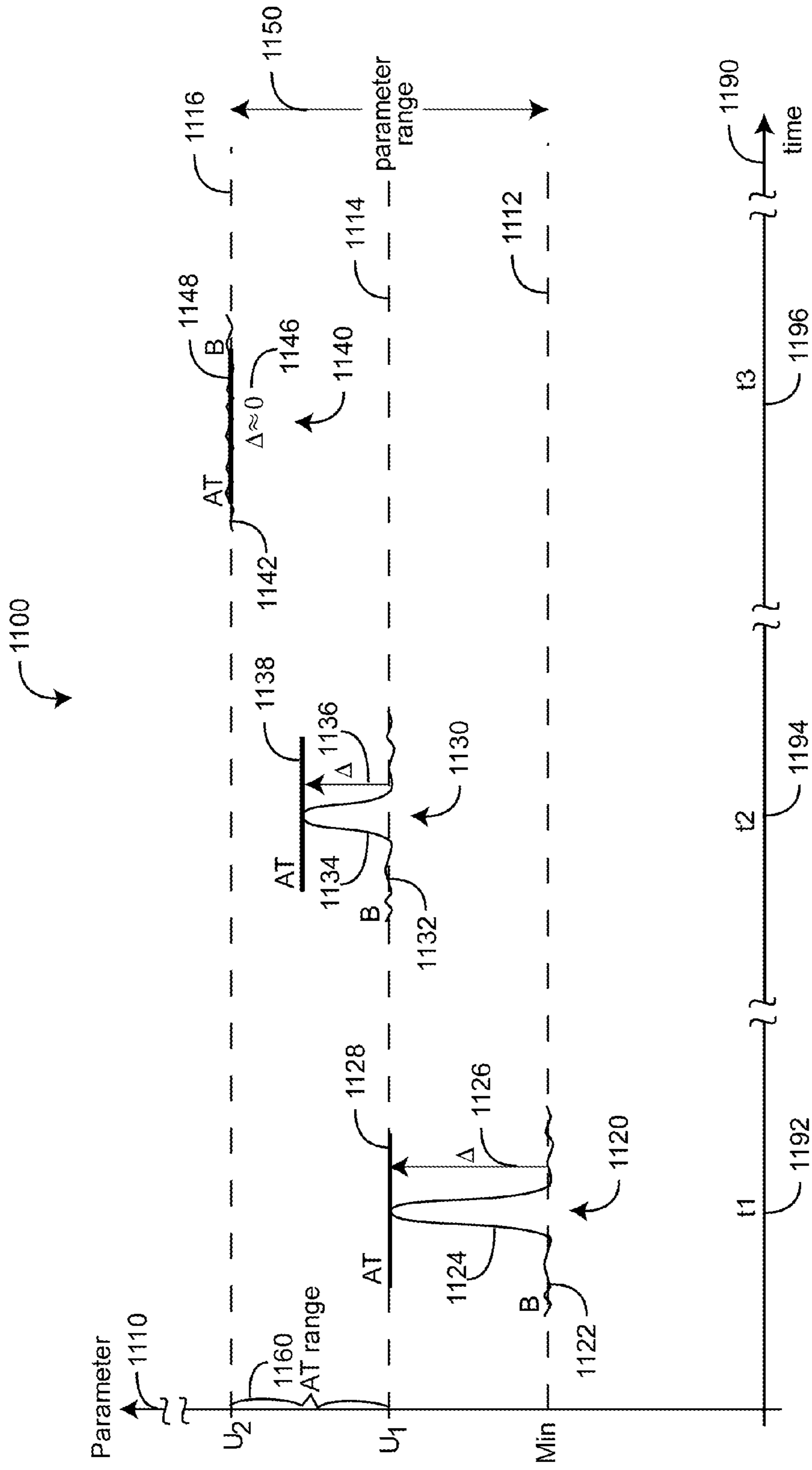


FIG. 11

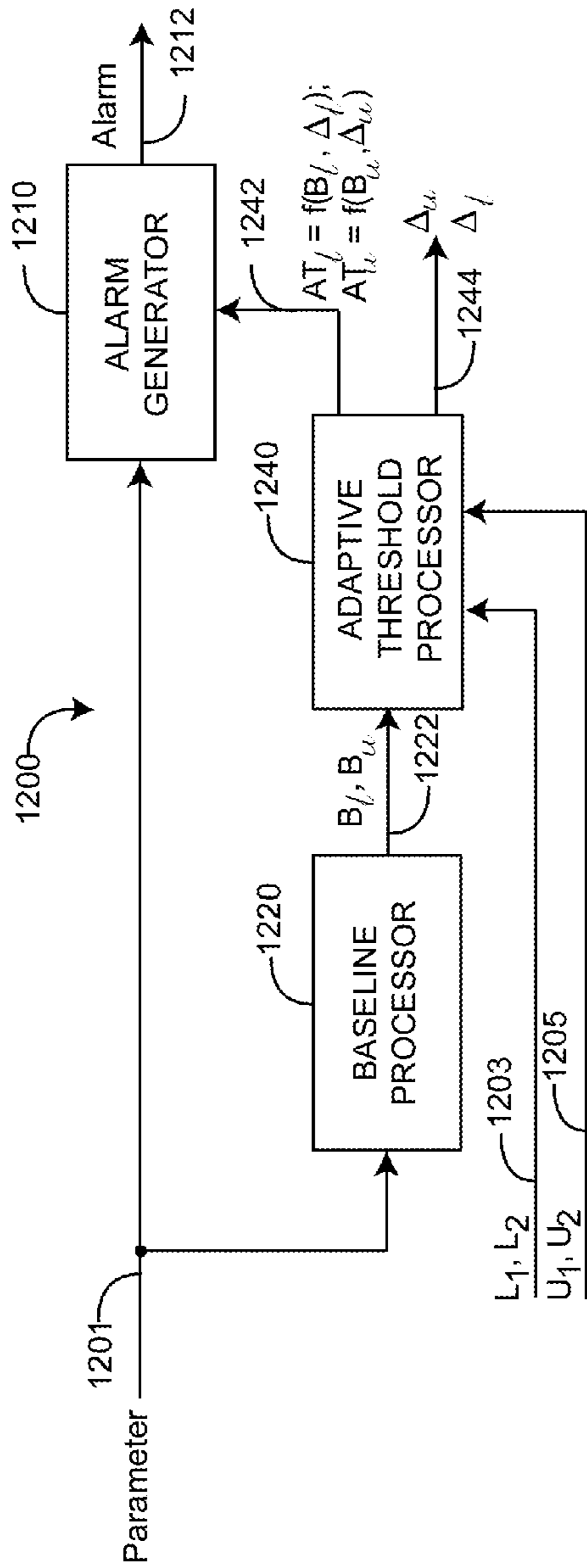


FIG. 12A

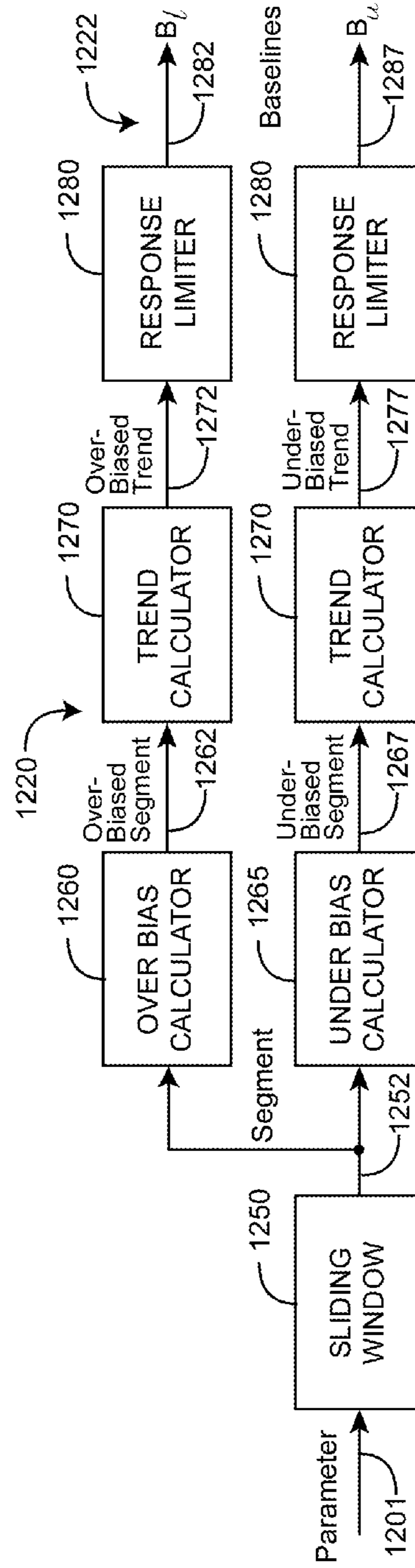


FIG. 12B

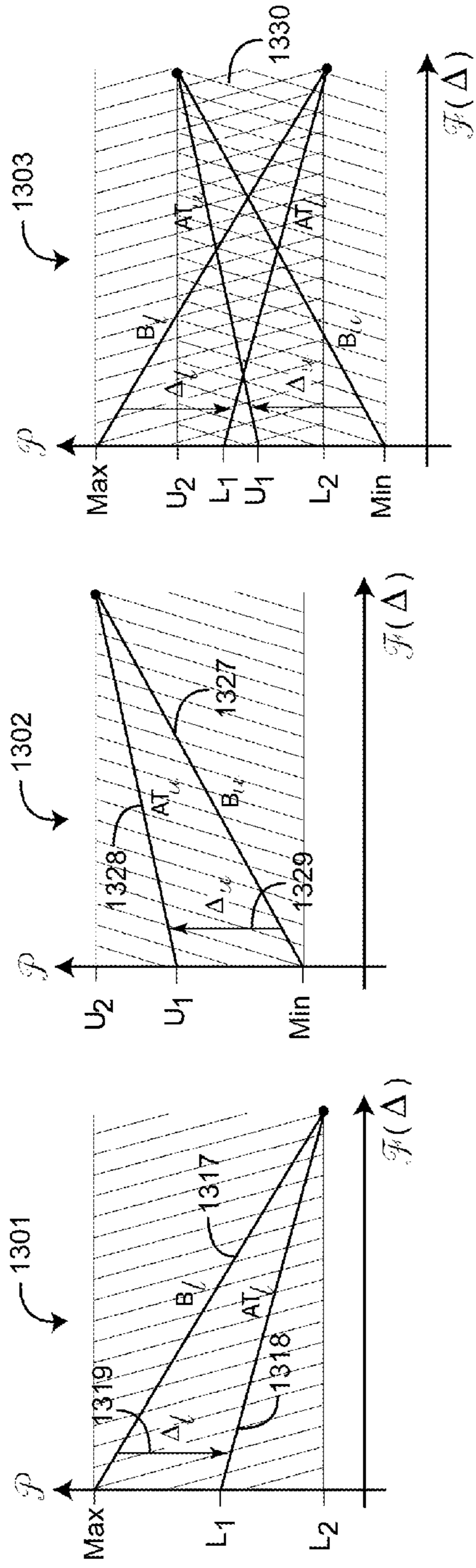


FIG. 13C

FIG. 13B

FIG. 13A

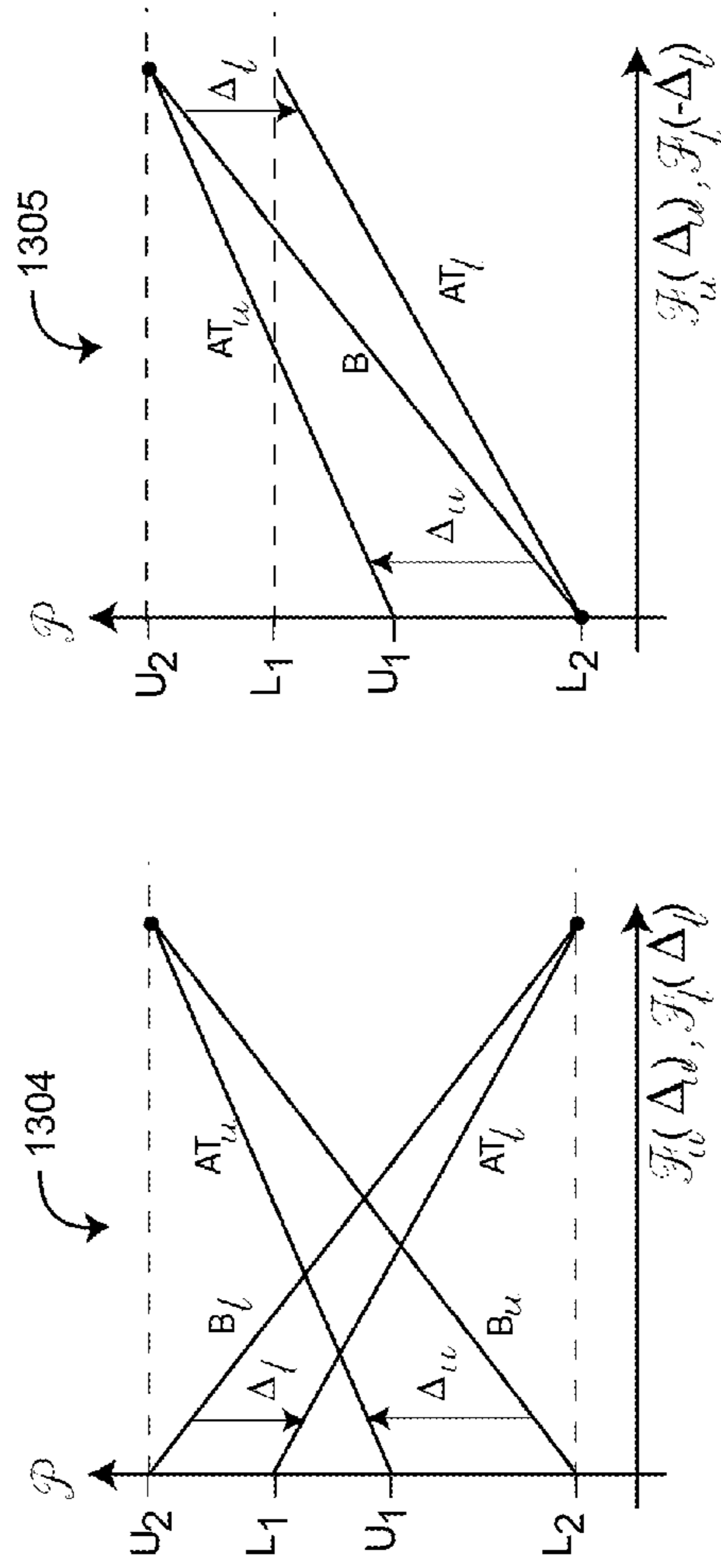


FIG. 13E

FIG. 13D

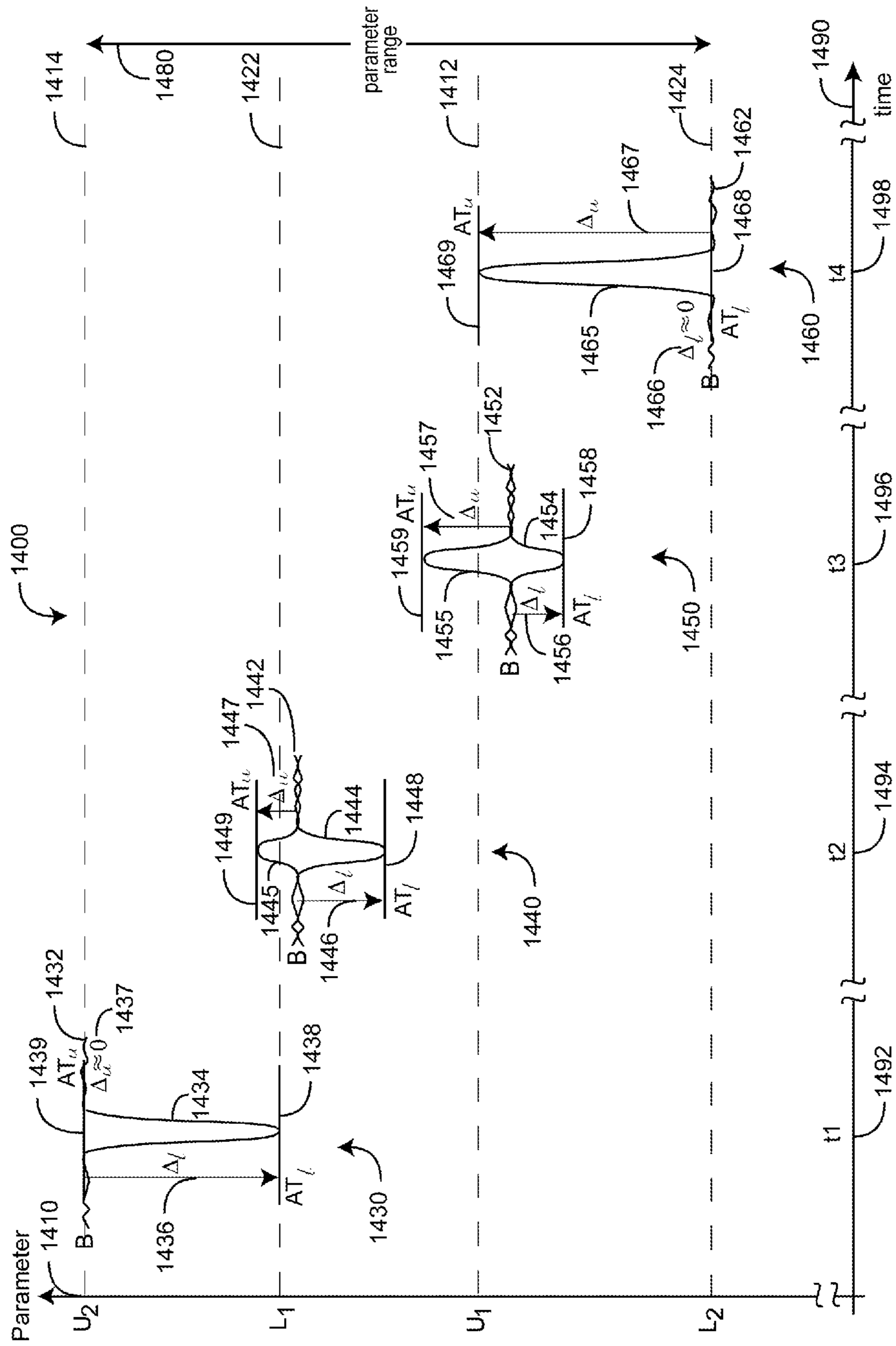


FIG. 14

ADAPTIVE ALARM SYSTEM

Matter enclosed in heavy brackets [] appears in the original patent but forms no part of this reissue specification; matter printed in italics indicates the additions made by reissue; a claim printed with strikethrough indicates that the claim was canceled, disclaimed, or held invalid by a prior post-patent action or proceeding.

PRIORITY CLAIM TO RELATED PROVISIONAL APPLICATIONS

[The present application] *This is a reissue continuation application, meaning it is a reissue of U.S. Pat. No. 9,775,570, and is also a continuation of U.S. Reissue patent application Ser. No. 16/184,908, which is reissue of U.S. Pat. No. 9,775,570 and a continuing reissue of U.S. Reissue patent application Ser. No. 15/881,602, which is a reissue of U.S. Pat. No. 9,775,570, issued on Oct. 3, 2017 and titled "Adaptive Alarm System," which is a continuation of U.S. patent application Ser. No. 13/037,184, filed Feb. 18, 2011 titled Adaptive Alarm System, which claims priority benefit under 35 U.S.C. § 119(e) to [U.S. patent application Ser. No. 13/037,184 filed Feb. 18, 2011 titled Adaptive Alarm System;] Provisional Patent Application Ser. No. 61/309,419, filed Mar. 1, 2010 titled Adaptive Threshold Alarm System; and U.S. Provisional Patent Application Ser. No. 61/328,630, filed Apr. 27, 2010 titled Adaptive Alarm Systems; more than one reissue application has been filed for the reissue of U.S. Pat. No. 9,775,570, including U.S. patent application Ser. No. 16/800,971 (the present application), U.S. patent application Ser. No. 16/184,908 and U.S. patent application Ser. No. 15/881,602; all of the above-cited provisional patent applications are hereby incorporated by reference herein.*

BACKGROUND OF THE INVENTION

Pulse oximetry systems for measuring constituents of circulating blood have gained rapid acceptance in a wide variety of medical applications, including surgical wards, intensive care and neonatal units, general wards, home care, physical training, and virtually all types of monitoring scenarios. A pulse oximetry system generally includes an optical sensor applied to a patient, a monitor for processing sensor signals and displaying results and a patient cable electrically interconnecting the sensor and the monitor. A pulse oximetry sensor has light emitting diodes (LEDs), typically one emitting a red wavelength and one emitting an infrared (IR) wavelength, and a photodiode detector. The emitters and detector are typically attached to a finger, and the patient cable transmits drive signals to these emitters from the monitor. The emitters respond to the drive signals to transmit light into the fleshy fingertip tissue. The detector generates a signal responsive to the emitted light after attenuation by pulsatile blood flow within the fingertip. The patient cable transmits the detector signal to the monitor, which processes the signal to provide a numerical readout of physiological parameters such as oxygen saturation (SpO₂) and pulse rate.

SUMMARY OF THE INVENTION

Conventional pulse oximetry assumes that arterial blood is the only pulsatile blood flow in the measurement site. During patient motion, venous blood also moves, which

causes errors in conventional pulse oximetry. Advanced pulse oximetry processes the venous blood signal so as to report true arterial oxygen saturation and pulse rate under conditions of patient movement. Advanced pulse oximetry also functions under conditions of low perfusion (small signal amplitude), intense ambient light (artificial or sunlight) and electrosurgical instrument interference, which are scenarios where conventional pulse oximetry tends to fail.

Advanced pulse oximetry is described in at least U.S. Pat. Nos. 6,770,028; 6,658,276; 6,157,850; 6,002,952; 5,769,785 and 5,758,644, which are assigned to Masimo Corporation ("Masimo") of Irvine, Calif and are incorporated by reference herein. Corresponding low noise optical sensors are disclosed in at least U.S. Pat. Nos. 6,985,764; 6,813,511; 6,792,300; 6,256,523; 6,088,607; 5,782,757 and 5,638,818, which are also assigned to Masimo and are also incorporated by reference herein. Advanced pulse oximetry systems including Masimo SET® low noise optical sensors and read through motion pulse oximetry monitors for measuring SpO₂, pulse rate (PR) and perfusion index (PI) are available from Masimo. Optical sensors include any of Masimo LNOP®, LNCS®, Soffouch™ and Blue™ adhesive or reusable sensors. Pulse oximetry monitors include any of Masimo Rad-8®, Rad-5®, Rad®-5v or SatShare® monitors.

Advanced blood parameter measurement systems are described in at least U.S. Pat. No. 7,647,083, filed Mar. 1, 2006, titled Multiple Wavelength Sensor Equalization; U.S. Pat. No. 7,729,733, filed Mar. 1, 2006, titled Configurable Physiological Measurement System; U.S. Pat. Pub. No. 2006/0211925, filed Mar. 1, 2006, titled Physiological Parameter Confidence Measure and U.S. Pat. Pub. No. 2006/0238358, filed Mar. 1, 2006, titled Noninvasive Multi-Parameter Patient Monitor, all assigned to Masimo Laboratories, Irvine, Calif (Masimo Labs) and all incorporated by reference herein. An advanced parameter measurement system that includes acoustic monitoring is described in U.S. Pat. Pub. No. 2010/0274099, filed Dec. 21, 2009, titled Acoustic Sensor Assembly, assigned to Masimo and incorporated by reference herein.

Advanced blood parameter measurement systems include Masimo Rainbow® SET, which provides measurements in addition to SpO₂, such as total hemoglobin (SpHb™), oxygen content (SpOC™), methemoglobin (SpMet®), carboxyhemoglobin (SpCO®) and PVI®. Advanced blood parameter sensors include Masimo Rainbow® adhesive, ReSposable™ and reusable sensors. Advanced blood parameter monitors include Masimo Radical-7™, Rad-87™ and Rad57™ monitors, all available from Masimo. Advanced parameter measurement systems may also include acoustic monitoring such as acoustic respiration rate (RRa™) using a Rainbow Acoustic Sensor™ and Rad-87™ monitor, available from Masimo. Such advanced pulse oximeters, low noise sensors and advanced physiological parameter measurement systems have also gained rapid acceptance in a wide variety of medical applications, including surgical wards, intensive care and neonatal units, general wards, home care, physical training, and virtually all types of monitoring scenarios.

FIGS. 1-3 illustrate problems and issues associated with physiological parameter measurement systems having fixed threshold alarm schemas. FIG. 1 illustrates a lower-limit, fixed-threshold alarm schema with respect to an oxygen saturation (SpO₂) parameter. Two alarm thresholds, D_L (delay) and ND_L (no delay), are defined. If oxygen saturation falls below D_L for a time delay greater than TD, an alarm is triggered. If oxygen saturation falls below ND_L an alarm is

3

immediately triggered. D_L 120 is typically set around or somewhat above 90% oxygen saturation and ND_L 130 is typically set at 5% to 10% below D_L . For example, say a person's oxygen saturation 110 drops below D_L 120 at $t=t_1$ 162 and stays below D_L for at least a time delay TD 163. This triggers a delayed alarm 140 at $t=t_2$ 164, where $t_2=t_1+TD$. The alarm 140 remains active until oxygen saturation 110 rises above D_L 120 at $t=t_3$ 166. As another example, say that oxygen saturation 110 then drops below ND_L 130, which triggers an immediate alarm 150 at $t=t_4$ 168. The alarm 150 remains active until oxygen saturation 110 rises above D_L 120 at $t=t_5$ 169.

FIG. 2 illustrates an upper-limit, fixed-threshold alarm schema with respect to an oxygen saturation (SpO_2) parameter. This alarm scenario is particularly applicable to the avoidance of ROP (retinopathy of prematurity). Again, two alarm thresholds, D_U (delay) and ND_U (no delay), are defined. D_U 220 might be set at or around 85% oxygen saturation and ND_U 230 might be set at or around 90% oxygen saturation. For example, a neonate's oxygen saturation 210 rises above D_U 220 at $t=t_1$ 262 and stays above D_U for at least a time delay TD 263. This triggers a delayed alarm 240 at $t=t_2$ 264, where $t_2=t_1+TD$. The alarm 240 remains active until oxygen saturation 210 falls below D_U 220 at $t=t_3$ 166. Oxygen saturation 210 then rises above ND_U 230, which triggers an immediate alarm 250 at $t=t_4$ 268. The alarm 250 remains active until oxygen saturation 210 falls below D_U 220 at $t=t_5$ 269.

FIG. 3 illustrates a baseline drift problem with the fixed threshold alarm schema described above. A person's oxygen saturation is plotted on an oxygen saturation (SpO_2) versus time graph 300. In particular, during a first time interval T_1 362, a person has an oxygen saturation 310 with a relatively stable "baseline" 312 punctuated by a shallow, transient desaturation event 314. This scenario may occur after the person has been on oxygen so that baseline oxygen saturation is near 100%. Accordingly, with a fixed threshold alarm 330 set at, say, 90%, the transient event 314 does not trigger a nuisance alarm. However, the effects of oxygen treatments wear off over time and oxygen saturation levels drift downward 350. In particular, during a second time interval T_2 364, a person has an oxygen saturation 320 with a relatively stable baseline 322. The later baseline 322 is established at a substantially lower oxygen saturation than the earlier baseline 312. In this scenario, a shallow, transient desaturation event 324 now exceeds the alarm threshold 330 and results in a nuisance alarm. After many such nuisance alarms, a caregiver may lower the alarm threshold 330 to unsafe levels or turn off alarms altogether, significantly hampering the effectiveness of monitoring oxygen saturation.

A fixed threshold alarm schema is described above with respect to an oxygen saturation parameter, such as derived from a pulse oximeter. However, problematic fixed threshold alarm behavior may be exhibited in a variety of parameter measurement systems that calculate physiological parameters related to circulatory, respiratory, neurological, gastrointestinal, urinary, immune, musculoskeletal, endocrine or reproductive systems, such as the circulatory and respiratory parameters cited above, as but a few examples.

An adaptive alarm system, as described in detail below, advantageously provides an adaptive threshold alarm to solve false alarm and missed true alarm problems associated with baseline drift among other issues. For example, for a lower limit embodiment, an adaptive alarm system adjusts an alarm threshold downwards when a parameter baseline is established at lower values. Likewise, for an upper limit

4

embodiment, the adaptive alarm system adjusts an alarm threshold upwards in accordance with baseline drift so as to avoid nuisance alarms. In an embodiment, the rate of baseline movement is limited so as to avoid masking of transients. In an embodiment, the baseline is established along upper or lower portions of a parameter envelop so as to provide a margin of safety in lower limit or upper limit systems, respectively.

One aspect of an adaptive alarm system is responsive to a physiological parameter so as to generate an alarm threshold that adapts to baseline drift in the parameter and reduce false alarms without a corresponding increase in missed true alarms. The adaptive alarm system has a parameter derived from a physiological measurement system using a sensor in communication with a living being. A baseline processor calculates a parameter baseline from an average value of the parameter. Parameter limits specify an allowable range of the parameter. An adaptive threshold processor calculates an adaptive threshold from the parameter baseline and the parameter limits. An alarm generator is responsive to the parameter and the adaptive threshold so as to trigger an alarm indicative of the parameter crossing the adaptive threshold. The adaptive threshold is responsive to the parameter baseline so as to increase in value as the parameter baseline drifts to a higher parameter value and to decrease in value as the parameter baseline drifts to a lower parameter value.

In various embodiments, the baseline processor has a sliding window that identifies a time slice of parameter values. A trend calculator determines a trend from an average of the parameter values in the time slice. A response limiter tracks only the relatively long-term transitions of the trend. A bias calculator deletes the highest parameter values in the time slice or the lowest parameter values in the time slice so as to adjust the baseline to either a lower value or a higher value, respectively. The adaptive threshold becomes less responsive to baseline drift as the baseline approaches a predefined parameter limit. A first adaptive threshold is responsive to lower parameter limits and a second adaptive threshold is responsive to upper parameter limits. The alarm generator is responsive to both positive and negative transients from the baseline according to the first adaptive threshold and the second adaptive threshold. The first adaptive threshold is increasingly responsive to negative transients and the second adaptive threshold is decreasingly responsive to positive transients as the baseline trends toward lower parameter values.

Another aspect of an adaptive alarm system measures a physiological parameter, establishes a baseline for the parameter, adjusts an alarm threshold according to drift of the baseline and triggers an alarm in response to the parameter measurement crossing the alarm threshold. In various embodiments, the baseline is established by biasing a segment of the parameter, calculating a biased trend from the biased segment and restricting the transient response of the biased trend. The alarm threshold is adjusted by setting a parameter limit and calculating a delta difference between the alarm threshold and the baseline as a linear function of the baseline according to the parameter limit. The delta difference is calculated by decreasing delta as the baseline drifts toward the parameter limit and increasing delta as the baseline drifts away from the parameter limit. A parameter limit is set by selecting a first parameter limit in relation to a delayed alarm and selecting a second parameter limit in relation to an un-delayed alarm. A segment of the parameter is biased by windowing the parameter measurements, removing a lower value portion of the windowed parameter

measurements and averaging a remaining portion of the windowed parameter measurements. An upper delta difference between an upper alarm threshold and the baseline is calculated and a lower delta difference between a lower alarm threshold and the baseline is calculated.

A further aspect of an adaptive alarm system has a baseline processor that inputs a parameter and outputs a baseline according to a trend of the parameter. An adaptive threshold processor establishes an alarm threshold at a delta difference from the baseline. An alarm generator triggers an alarm based upon a parameter transient from the baseline crossing the alarm threshold. In various embodiments, a trend calculator outputs a biased trend and the baseline is responsive to the biased trend so as to reduce the size of a transient that triggers the alarm. A response limiter reduces baseline movement due to parameter transients. The adaptive threshold processor establishes a lower alarm threshold below the baseline and an upper alarm threshold above the baseline so that the alarm generator is responsive to both positive and negative transients from the baseline. The baseline processor establishes a lower baseline biased above the parameter trend and an upper baseline biased below the parameter trend. The lower alarm threshold is increasingly responsive to negative transients and the upper alarm threshold is decreasingly responsive to positive transients as the baseline trends toward lower parameter values.

DESCRIPTION OF THE DRAWINGS

FIGS. 1-3 are exemplar graphs illustrating problems and issues associated with physiological parameter measurement systems having fixed threshold alarm schemas;

FIGS. 4A-B are general block diagrams of an adaptive alarm system having lower parameter limits;

FIGS. 5A-B are a graph of a physiological parameter versus delta space and a graph of delta versus baseline, respectively, illustrating the relationship between a baseline, a lower-limit adaptive threshold and a variable difference delta between the baseline and the adaptive threshold;

FIG. 6 is an exemplar graph of a physiological parameter versus time illustrating an adaptive alarm system having a lower-limit adaptive threshold;

FIG. 7 is a graph of oxygen saturation versus time illustrating a baseline for determining an adaptive threshold;

FIG. 8 is a graph of oxygen saturation versus time comparing adaptive-threshold alarm performance with fixed-threshold alarm performance;

FIGS. 9A-B are general block diagrams of an adaptive alarm system having upper parameter limits;

FIGS. 10A-B are a graph of a physiological parameter versus delta space and a graph of delta versus baseline, respectively, illustrating the relationship between a baseline, an upper-limit adaptive threshold and a variable delta difference between the baseline and the adaptive threshold;

FIG. 11 is an exemplar graph of a physiological parameter versus time illustrating an adaptive alarm system having an upper-limit adaptive threshold;

FIGS. 12A-B are general block diagrams of an adaptive alarm system having both lower alarm limits and upper alarm limits;

FIGS. 13A-E are physiological parameter versus delta space graphs illustrating a lower-limit adaptive threshold, an upper-limit adaptive threshold, and a combined lower- and upper-limit adaptive threshold in various delta spaces; and

FIG. 14 is an exemplar graph of a physiological parameter versus time illustrating an adaptive alarm system having both lower and upper alarm limits.

DETAILED DESCRIPTION OF THE PREFERRED EMBODIMENTS

FIGS. 4A-B illustrate an adaptive alarm system 400 embodiment having lower parameter limits L_1 and L_2 . As shown in FIG. 4A, the adaptive alarm system 400 has parameter 401, first limit (L_1) 403, second limit (L_2) 405 and maximum parameter value (Max) 406 inputs and generates a corresponding alarm 412 output. The parameter 401 input is generated by a physiological parameter processor, such as a pulse oximeter or an advanced blood parameter processor described above, as examples. The adaptive alarm system 400 has an alarm generator 410, a baseline processor 420, and an adaptive threshold processor 440. The alarm generator 410 has parameter 401 and adaptive threshold (AT) 442 inputs and generates the alarm 412 output accordingly. A baseline processor 420 has the parameter 401 input and generates a parameter baseline (B) 422 output. The baseline processor 420, is described in detail with respect to FIG. 4B, below. An adaptive threshold processor 440 has parameter baseline (B) 422, L_1 403, L_2 405 and Max 406 inputs and generates the adaptive threshold (AT) 442. The adaptive threshold processor 440 is described in detail with respect to FIGS. 5A-B, below.

As shown in FIG. 4A, in an embodiment L_1 403 and L_2 405 may correspond to conventional fixed alarm thresholds with and without an alarm time delay, respectively. For an adaptive threshold schema, however, L_1 403 and L_2 405 do not determine an alarm threshold per se, but are reference levels for determining an adaptive threshold (AT) 442. In an embodiment, L_1 403 is an upper limit of the adaptive alarm threshold AT when the baseline is near the maximum parameter value (Max), and L_2 405 is a lower limit of the adaptive alarm threshold, as described in detail with respect to FIGS. 5A-B, below. In an exemplar embodiment when the parameter is oxygen saturation, L_1 403 is set at or around 90% and L_2 405 is set at 5 to 10% below L_1 , i.e. at 85% to 80% oxygen saturation. Many other L_1 and L_2 values may be used for an adaptive threshold schema as described herein.

Also shown in FIG. 4A, in an embodiment the alarm 412 output is triggered when the parameter 401 input falls below AT 442 and ends when the parameter 401 input rises above AT 442 or is otherwise cancelled. In an embodiment, the alarm 412 output is triggered after a time delay (TD), which may be fixed or variable. In an embodiment, the time delay (TD) is a function of the adaptive threshold (AT) 442. In an embodiment, the time delay (TD) is zero when the adaptive threshold (AT) is at the second lower limit (L_2) 405.

As shown in FIG. 4B, a baseline processor 420 embodiment has a sliding window 450, a bias calculator 460, a trend calculator 470 and a response limiter 480. The sliding window 450 inputs the parameter 401 and outputs a time segment 452 of the parameter 401. In an embodiment, each window incorporates a five minute span of parameter values. The bias calculator 460 advantageously provides an upward shift in the baseline (B) 422 for an additional margin of error over missed true alarms. That is, a baseline 422 is generated that tracks a higher-than-average range of parameter values, effectively raising the adaptive threshold AT slightly above a threshold calculated based upon a true parameter average, as shown and described in detail with respect to FIGS. 7-8, below. In an embodiment, the bias calculator 460 rejects a

lower range of parameter values from each time segment 452 from the sliding window so as to generate a biased time segment 462.

Also shown in FIG. 4B, the trend calculator 470 outputs a biased trend 472 of the remaining higher range of parameter values in each biased segment 462. In an embodiment, the biased trend 462 is an average of the values in the biased time segment 462. In other embodiments, the biased trend 462 is a median or mode of the values in the biased time segment 462. The response limiter 480 advantageously limits the extent to which the baseline 422 output tracks the biased trend 472. Accordingly, the baseline 422 tracks only relatively longer-lived transitions of the parameter, but does not track (and hence mask) physiologically significant parameter events, such as oxygen desaturations for a SpO₂ parameter to name but one example. In an embodiment, the response limiter 480 has a low pass transfer function. In an embodiment, the response limiter 480 is a slew rate limiter.

FIGS. 5A-B further illustrate an adaptive threshold processor 440 (FIG. 4A) having a baseline (B) 422 input and generating an adaptive threshold (AT) 442 output and a delta (Δ) 444 ancillary output according to parameter limits L₁ 403, L₂ 405 and Max 406, as described above. As shown in FIG. 5A, as the baseline (B) 422 decreases (increases) the adaptive threshold (AT) 444 monotonically decreases (increases) between L₁ 403 and L₂ 405. Further, as the baseline (B) 422 decreases (increases) the delta (Δ) 444 difference between the baseline (B) 422 and the adaptive threshold (AT) 442 monotonically decreases (increases) between Max-L₁ and zero.

As shown in FIG. 5B, the relationship between the delta (Δ) 444 and the baseline (B) 444 may be linear 550 (solid line), non-linear 560 (small-dash lines) or piecewise-linear (large-dash lines), to name a few. In an embodiment, the adaptive threshold processor 440 (FIG. 4A) calculates an adaptive threshold (AT) 442 output in response to the baseline (B) 422 input according to a linear relationship. In a linear embodiment, the adaptive threshold processor 440 (FIG. 4A) calculates the adaptive threshold (AT) 442 according to EQS. 1-2:

$$\Delta = -\left(\frac{\text{Max} - L_1}{\text{Max} - L_2}\right)(\text{Max} - B) + (\text{Max} - L_1) \quad (1)$$

$$\text{AT} = B - \Delta \quad (2)$$

where Δ=Max-L₁ @ B=Max; Δ=0 @ B=L₂
and where AT=L₁ @ B=Max; AT=L₂ @ B=L₂, accordingly.

FIG. 6 illustrates the operational characteristics an adaptive alarm system 400 (FIG. 4A) having parameter limits Max 612, L₁ 614 and L₂ 616 and an alarm responsive to a baseline (B) 622, 632, 642; an adaptive threshold (AT) 628, 638, 648; and a corresponding Δ 626, 636, 646 according to EQS. 1-2, above. In particular, a physiological parameter 610 is graphed versus time 690 for various time segments t₁, t₂, t₃ 692-696. The parameter range (PR) 650 is:

$$\text{PR} = \text{Max} - L_2 \quad (3)$$

and the adaptive threshold range (ATR) 660 is:

$$\text{ATR} = L_1 - L_2 \quad (4)$$

As shown in FIG. 6, during a first time period t₁ 692, a parameter segment 620 has a baseline (B) 622 at about Max 612. As such, Δ 626=Max-L₁ and the adaptive threshold

(AT) 628 is at about L₁ 614. Accordingly, a transient 624 having a size less than Δ 626 does not trigger the alarm 412 (FIG. 4A).

Also shown in FIG. 6, during a second time period t₂ 694, a parameter segment 630 has a baseline (B) 632 at about L₁ 614. As such, Δ 636 is less than Max-L₁ and the adaptive threshold (AT) 638 is between L₁ and L₂. Accordingly, a smaller transient 634 will trigger the alarm as compared to a transient 624 in the first time segment.

Further shown in FIG. 6, during a third time period t₃ 696, a parameter segment 640 has a baseline (B) 642 at about L₂ 616. As such, Δ 646 is about zero and the adaptive threshold (AT) 648 is at about L₂. Accordingly, even a small negative transient will trigger the alarm. As such, the behavior of the alarm threshold AT 628, 638, 648 advantageously adapts to higher or lower baseline values so as to increase or decrease the size of negative transients that trigger or do not trigger the alarm 412 (FIG. 4A).

FIG. 7 is a parameter versus time graph 700 illustrating the characteristics of an adaptive alarm system 400 (FIGS. 4A-B), as described with respect to FIGS. 4-6, above, where the parameter is oxygen saturation (SpO₂). The graph 700 has a SpO₂ trace 710 and a superimposed baseline trace 720. The graph 700 also delineates tracking periods 730, where the baseline 720 follows the upper portions of SpO₂ values, and lagging periods 740, where the baseline 720 does not follow transient SpO₂ events. The tracking time periods 730 illustrate that the baseline 720 advantageously tracks at the higher range of SpO₂ values 710 during relatively stable (flat) periods, as described above. Lagging time periods 740 illustrate that the baseline 720 is advantageously limited in response to transient desaturation events so that significant desaturations fall below an adaptive threshold (not shown) and trigger an alarm accordingly.

FIG. 8 is a parameter versus time graph 800 illustrating characteristics of an adaptive alarm system 400 (FIGS. 4A-B), as described with respect to FIGS. 4-6, above, where the parameter is oxygen saturation (SpO₂). Vertical axis (SpO₂) resolution is 1%. The time interval 801 between vertical hash marks is five minutes. The graph 800 has a SpO₂ trace 810 and a baseline trace 820. The graph 800 also has a fixed threshold trace 830, a first adaptive threshold (AT) trace 840 and a second AT trace 850. The graph 800 further has a fixed threshold alarm trace 860, a first adaptive threshold alarm trace 870 and a second adaptive threshold alarm trace 880. In this example, L₁ is 90% and L₂ is 85% for the first AT trace 840 and first AT alarm trace 870. L₂ is 80% for a second AT trace 850 and a second AT alarm trace 880. The fixed threshold 830 results in many nuisance alarms 860. By comparison, the adaptive threshold alarm with L₂=85% has just one time interval of alarms 872 during a roughly 6% desaturation period (from 92% to 86%). The adaptive threshold alarm with L₂=80%, has no alarms during the 1 hour 25 minute monitoring period.

FIGS. 9A-B illustrate an adaptive alarm system 900 embodiment having upper parameter limits U₁ and U₂. As shown in FIG. 9A, the adaptive alarm system 900 has parameter 901, first limit (U₁) 903, second limit (U₂) 905 and minimum parameter value (Min) 906 inputs and generates a corresponding alarm 912 output. The parameter 901 input is generated by a physiological parameter processor, such as a pulse oximeter or an advanced blood parameter processor described above, as examples. The adaptive alarm system 900 has an alarm generator 910, a baseline processor 920, and an adaptive threshold processor 940. The alarm generator 910 has parameter 901 and adaptive threshold (AT) 942 inputs and generates the alarm 912 output accord-

ingly. A baseline processor **920** has the parameter **901** input and generates a parameter baseline (B) **922** output. The baseline processor **920**, is described in detail with respect to FIG. **9B**, below. An adaptive threshold processor **940** has parameter baseline (B) **922**, U_1 **903**, U_2 **905** and Min **906** inputs and generates the adaptive threshold (AT) **942**. The adaptive threshold processor **940** is described in detail with respect to FIGS. **10A-B**, below.

As shown in FIG. **9A**, in an embodiment U_1 **903** and U_2 **905** may correspond to conventional fixed alarm thresholds with and without an alarm time delay, respectively. For an adaptive threshold schema, however, U_1 **903** and U_2 **905** do not determine an alarm threshold per se, but are reference levels for determining an adaptive threshold (AT) **942**. In an embodiment, U_1 **903** is a lower limit of the adaptive alarm threshold AT when the baseline is near the minimum parameter value (Min), and U_2 **905** is an upper limit of the adaptive alarm threshold, as described in detail with respect to FIGS. **10A-B**, below. In an exemplar embodiment when the parameter is oxygen saturation, U_1 **903** is set at or around 85% and U_2 **905** is set at or around 90% oxygen saturation. Many other U_1 and U_2 values may be used for an adaptive threshold schema as described herein.

Also shown in FIG. **9A**, in an embodiment the alarm **912** output is triggered when the parameter **901** input rises above AT **942** and ends when the parameter **901** input falls below AT **942** or is otherwise cancelled. In an embodiment, the alarm **912** output is triggered after a time delay (TD), which may be fixed or variable. In an embodiment, the time delay (TD) is a function of the adaptive threshold (AT) **942**. In an embodiment, the time delay (TD) is zero when the adaptive threshold (AT) is at the second upper limit (U_2) **905**.

As shown in FIG. **9B**, a baseline processor **920** embodiment has a sliding window **950**, a bias calculator **960**, a trend calculator **970** and a response limiter **980**. The sliding window **950** inputs the parameter **901** and outputs a time segment **952** of the parameter **901**. In an embodiment, each window incorporates a five minute span of parameter values. The bias calculator **960** advantageously provides a downward shift in the baseline (B) **922** for an additional margin of error over missed true alarms. That is, a baseline **922** is generated that tracks a lower-than-average range of parameter values, effectively lowering the adaptive threshold AT slightly below a threshold calculated based upon a true parameter average. In an embodiment, the bias calculator **960** rejects an upper range of parameter values from each time segment **952** from the sliding window so as to generate a biased time segment **962**.

Also shown in FIG. **9B**, the trend calculator **970** outputs a biased trend **972** of the remaining lower range of parameter values in each biased segment **962**. In an embodiment, the biased trend **962** is an average of the values in the biased time segment **962**. In other embodiments, the biased trend **962** is a median or mode of the values in the biased time segment **962**. The response limiter **980** advantageously limits the extent to which the baseline **922** output tracks the biased trend **972**. Accordingly, the baseline **922** tracks only relatively longer-lived transitions of the parameter, but does not track (and hence mask) physiologically significant parameter events, such as oxygen desaturations for a SpO_2 parameter to name but one example. In an embodiment, the response limiter **980** has a low pass transfer function. In an embodiment, the response limiter **980** is a slew rate limiter.

FIGS. **10A-B** further illustrate an adaptive threshold processor **940** (FIG. **9A**) having a baseline (B) **922** input and generating an adaptive threshold (AT) **942** output and a delta (Δ) **944** ancillary output according to parameter limits U_1

903, U_2 **905** and Min **906**, as described above. As shown in FIG. **10A**, as the baseline (B) **922** decreases (increases) the adaptive threshold (AT) **944** monotonically decreases (increases) between U_1 **903** and U_2 **905**. Further, as the baseline (B) **922** decreases (increases) the delta (Δ) **944** difference between the baseline (B) **922** and the adaptive threshold (AT) **942** monotonically decreases (increases) between Min- U_1 and zero.

As shown in FIG. **10B**, the relationship between the delta (Δ) **944** and the baseline (B) **944** may be linear **550** (solid line), non-linear **560** (small-dash lines) or piecewise-linear (large-dash lines), to name a few. In an embodiment, the adaptive threshold processor **940** (FIG. **9A**) calculates an adaptive threshold (AT) **942** output in response to the baseline (B) **922** input according to a linear relationship. In a linear embodiment, the adaptive threshold processor **940** (FIG. **9A**) calculates the adaptive threshold (AT) **942** according to EQS. 5-6:

$$\Delta = -\left(\frac{U_1 - \text{Min}}{U_2 - \text{Min}}\right)(B - \text{Min}) + (U_1 - \text{Min}) \quad (5)$$

$$\text{AT} = B + \Delta \quad (6)$$

where $\Delta = U_1 - \text{Min}$ @ $B = \text{Min}$; $\Delta = 0$ @ $B = U_2$ and where $\text{AT} = U_1$ @ $B = \text{Min}$; $\text{AT} = U_2$ @ $B = U_2$, accordingly.

FIG. **11** illustrates the operational characteristics an adaptive alarm system **900** (FIG. **9A**) having parameter limits Min **1112**, U_1 **1114** and U_2 **1116** and an alarm responsive to a baseline (B) **1122**, **1132**, **1142**; an adaptive threshold (AT) **1128**, **1138**, **1148**; and a corresponding Δ **1126**, **1136**, **1146** according to EQS. 5-6, above. In particular, a physiological parameter **1110** is graphed versus time **1190** for various time segments t_1 , t_2 , t_3 **1192-1196**. The parameter range (PR) **1150** is:

$$\text{PR} = U_2 - \text{Min} \quad (7)$$

and the adaptive threshold range (ATR) **1160** is:

$$\text{ATR} = U_2 - U_1 \quad (8)$$

As shown in FIG. **11**, during a first time period t_1 **1192**, a parameter segment **1120** has a baseline (B) **1122** at about Min **1112**. As such, Δ **1126** = $U_1 - \text{Min}$ and the adaptive threshold (AT) **1128** is at about U_1 **1114**. Accordingly, a transient **1124** having a size less than Δ **1126** does not trigger the alarm **912** (FIG. **9A**).

Also shown in FIG. **11**, during a second time period t_2 **1194**, a parameter segment **1130** has a baseline (B) **1132** at about U_1 **1114**. As such, Δ **1136** is less than $U_1 - \text{Min}$ and the adaptive threshold (AT) **1138** is between U_1 and U_2 . Accordingly, a smaller transient **1134** will trigger the alarm as compared to a transient **1124** in the first time segment.

Further shown in FIG. **11**, during a third time period t_3 **1196**, a parameter segment **1140** has a baseline (B) **1142** at about U_2 **1116**. As such, Δ **1146** is about zero and the adaptive threshold (AT) **1148** is at about U_2 . Accordingly, even a small positive transient will trigger the alarm. As such, the behavior of the alarm threshold AT **1128**, **1138**, **1148** advantageously adapts to higher or lower baseline values so as to increase or decrease the size of positive transients that trigger or do not trigger the alarm **912** (FIG. **9A**).

FIGS. **12A-B** illustrate an adaptive alarm system **1200** embodiment having lower limits L_1 , L_2 **1203**, such as described with respect to FIGS. **4A-B** above, or upper limits U_1 , U_2 **1205** such as described with respect to FIGS. **9A-B**

11

above, or both. As shown in FIG. 12A, the adaptive alarm system 1200 has parameter 1201, lower limit 1203 and upper limit 1205 inputs and generates a corresponding alarm 1212 output. The parameter 1201 input is generated by a physiological parameter processor, such as a pulse oximeter or an advanced blood parameter processor described above, as examples. The adaptive alarm system 1200 has an alarm generator 1210, a baseline processor 1220 and an adaptive threshold processor 1240. The alarm generator 1210 has parameter 1201 and adaptive threshold (AT) 1242 inputs and generates the alarm 1212 output accordingly. A baseline processor 1220 has the parameter 1201 input and generates one or more parameter baseline 1222 outputs. The baseline processor 1220, is described in detail with respect to FIG. 12B, below. An adaptive threshold processor 1240 has parameter baseline 1222, lower limit L_1, L_2 1203 and upper limit U_1, U_2 1205 inputs and generates lower and upper adaptive threshold AT_l, AT_u 1242 outputs. The adaptive threshold processor 1240 also generates ancillary upper and lower delta 1244 outputs. The adaptive threshold processor 1240 is described in detail with respect to FIGS. 13A-E, below.

As shown in FIG. 12A, in an embodiment L_1, L_2 1203 and U_1, U_2 1205 may correspond to conventional fixed alarm thresholds with an alarm delay (L_1, U_1) and without an alarm delay (L_2, U_2). For an adaptive threshold schema, however, these limits 1203, 1205 do not determine an alarm threshold per se, but are reference levels for determining lower and upper adaptive thresholds AT_l, AT_u 1242.

Also shown in FIG. 12A, in an embodiment the alarm 1212 output is triggered when the parameter 1201 input falls below AT_l 1242 and ends when the parameter 1201 input rises above AT_l 1242 or the alarm is otherwise cancelled. Further, the alarm 1212 output is triggered when the parameter 1201 input rises above AT_u 1242 and ends when the parameter 1201 input falls below AT_u 1242 or the alarm is otherwise cancelled. In an embodiment, the alarm 1212 output is triggered after a time delay (TD), which may be fixed or variable. In an embodiment, the time delay (TD) is a function of the adaptive thresholds (AT_l, AT_u) 1242. In an embodiment, the time delay (TD) is zero when the lower adaptive threshold (AT_l) 1242 is at the second lower limit (L_2) 1203 or when the upper adaptive alarm threshold AT_u 1242 is at the second upper limit (U_2) 1205.

As shown in FIG. 12B, a baseline processor 1220 embodiment has a sliding window 1250, an over-bias calculator 1260, an under-bias calculator 1265, trend calculators 1270 and response limiters 1280. The sliding window 1250 inputs the parameter 1201 and outputs a time segment 1252 of the parameter 1201. In an embodiment, each window incorporates a five minute span of parameter 1201 values.

Also shown in FIG. 12B, the over-bias calculator 1260 advantageously provides an upward shift in the lower baseline (B_l) 1282 for an additional margin of error over missed lower true alarms. That is, a lower baseline (B_l) 1282 is generated that tracks a higher-than-average range of parameter values, effectively raising the lower adaptive threshold AT_l slightly above a threshold calculated based upon a true parameter average. In an embodiment, the over-bias calculator 1260 rejects a lower range of parameter values from each time segment 1252 of the sliding window 1250 so as to generate an over-biased time segment 1262.

Further shown in FIG. 12B, the under-bias calculator 1265 advantageously provides a downward shift in the upper baseline (B_u) 1287 for an additional margin of error over missed upper true alarms. That is, an upper baseline (B_u) 1287 is generated that tracks a lower-than-average range of

12

parameter values, effectively lowering the upper adaptive threshold AT_u slightly below a threshold calculated based upon a true parameter average. In an embodiment, the under-bias calculator 1267 rejects an upper range of parameter values from each time segment 1252 of the sliding window 1250 so as to generate an under-biased time segment 1267.

Additionally shown in FIG. 12B, the trend calculator 1270 outputs an over-biased trend 1272 of the remaining higher range of parameter values in each over-biased segment 1262. Further, the trend calculator 1270 outputs an under-biased trend 1277 of the remaining lower range of parameter values in each under-biased segment 1267. In an embodiment, the biased trends 1272, 1277 are each an average of the values in the corresponding biased time segments 1262, 1267. In other embodiments, the biased trends 1272, 1277 are each a median or mode of the values in the corresponding biased time segments 1262, 1267. The response limiter 1280 advantageously limits the extent to which the baseline 1222 outputs track the biased trends 1272, 1277. Accordingly, the baseline 1222 outputs track only relatively longer-lived transitions of the parameter 1201, but do not track (and hence mask) physiologically significant parameter events. In an embodiment, the response limiter 1280 has a low pass transfer function. In an embodiment, the response limiter 1280 is a slew rate limiter.

FIGS. 13A-E illustrate parameter (P) operating ranges and ideal ranges in view of both lower and upper parameter limits. As shown in FIG. 13A, as the baseline (B_l) 1317 decreases (increases) the adaptive threshold (AT_l) 1318 monotonically decreases (increases) between L_1 and L_2 . Further, as the baseline (B_l) 1317 decreases (increases) the delta (Δ_l) 1319 difference between the baseline (B_l) 1317 and the adaptive threshold (AT_l) 1318 monotonically decreases (increases) between $Max-L_1$ and 0.

As shown in FIG. 13B, as the baseline (B_u) 1327 increases (decreases) the adaptive threshold (AT_u) 1328 monotonically increases (decreases) between U_1 and U_2 . Further, as the baseline (B_u) 1327 increases (decreases) the delta (Δ_u) 1329 difference between the adaptive threshold (AT_u) 1328 and the baseline (B_u) 1327 monotonically decreases (increases) between $Min-U_1$ and 0.

As shown in FIG. 13C, combining FIGS. 13A-B, the parameter (P) operating range is bounded by the overlapping regions of 13A and 13B 1330 having an upper bound of U_2 and a lower bound of L_2 . In particular, L_1, L_2 are the upper and lower limits of the lower adaptive alarm threshold AT_l ; and U_2, U_1 are the upper and lower limits of the upper adaptive alarm threshold AT_u .

FIG. 13D illustrates parameter (P) versus the overlapping independent delta domains F_u, F_l for upper and lower baselines B_u, B_l ; adaptive thresholds AT_u, AT_l and deltas Δ_u, Δ_l , based upon FIGS. 13A-C. FIG. 13E illustrates parameter (P) versus the overlapping independent delta domains F_u, F_l (reversed); for upper and lower baselines B_u, B_l ; adaptive thresholds AT_u, AT_l and deltas Δ_u, Δ_l .

As shown in FIG. 13E, the equations for bi-lateral adaptive thresholds are:

$$\Delta_u = -\left(\frac{U_1 - L_2}{U_2 - L_2}\right)(B - L_2) + (U_1 - L_2) \quad (9)$$

$$AT_u = B + \Delta_u \quad (10)$$

where $\Delta_u = U_1 - L_2$ @ $B = L_2$; and $\Delta_u = 0$ @ $B = U_2$; and where $AT_u = U_1$ @ $B = L_2$; and $AT_u = U_2$ @ $B = U_2$.

Further:

$$\Delta_l = \left(\frac{U_2 - L_1}{U_2 - L_2} \right) (B - L_2) \quad (11)$$

$$AT_l = B - \Delta_l \quad (12)$$

where $\Delta_l = U_2 - L_1$ @ $B = U_2$; and $\Delta_l = 0$ @ $B = L_2$; and
where $AT_l = L_1$ @ $B = U_2$; $AT_l = L_2$ @ $B = L_2$.

Although shown as a linear relationship, in general:

$$\Delta_l = f_1(B); \Delta_u = f_2(B)$$

That is, Δ_l and Δ_u can each be a linear function of B, a non-linear function of B or a piecewise linear function of B, to name a few, in a manner similar to that described with respect to FIGS. 5B and 10B, above.

FIGS. 14A-B illustrate the operational characteristics an adaptive alarm system 1200 (FIGS. 12A-B) having upper limits U_1, U_2 1412, 1414 and lower limits L_1, L_2 1422, 1424. An alarm 1212 (FIG. 12A) output is responsive to a baseline (B) 1432, 1442, 1452, 1462; an upper delta (Δ_u) 1437, 1447, 1457, 1467; and a corresponding upper adaptive threshold (AT_u) 1439, 1449, 1459, 1469, according to EQS. 9-10, above. Further, the alarm 1212 (FIG. 12A) output is responsive to a lower delta (Δ_l) 1436, 1446, 1456, 1466 and a corresponding lower adaptive threshold (AT_l) 1438, 1448, 1458, 1468, according to EQS. 11-12, above.

As shown in FIGS. 14A-B, a physiological parameter 1410 is graphed versus time 1490 for various time segments t_1, t_2, t_3, t_4 1492-1498. The parameter range (PR) 1480 is:

$$PR = U_2 - L_2 \quad (13)$$

the lower adaptive threshold AT_l range is:

$$ATR_l = L_1 - L_2 \quad (14)$$

the upper adaptive threshold AT_u range is:

$$ATR_u = U_2 - U_1 \quad (15)$$

As shown in FIG. 14A, during a first time period t_1 1492, a parameter segment 1430 has a baseline (B) 1432 at about U_2 1414. As such, $\Delta_l = U_2 - L_1$; $\Delta_u = 0$; $AT_l = L_1$; $AT_u = U_2$. Accordingly, a negative transient 1434 having a size less than $U_2 - L_1$ does not trigger an alarm.

Also shown in FIG. 14A, during a second time period t_2 1494, a parameter segment 1440 has a baseline (B) 1442 less than U_2 . As such, Δ_l 1446 is less than $U_1 - L_1$ and the adaptive threshold (AT_u) 1447 is between U_1 and U_2 . Accordingly, a smaller negative transient 1444 will trigger the alarm as compared to the negative transient 1434 in the first time segment 1430.

Further shown in FIG. 14A, during a third time period t_3 1496, a parameter segment 1450 has a baseline (B) 1452 less than U_1 1412. As such, a smaller negative transient 1454 will trigger the alarm as compared to the negative transient 1444 in the second time segment 1440. However, a larger positive transient 1455 is needed to trigger the alarm as compared to the positive transient 1445 in the second time segment 1440.

Additionally shown in FIG. 14A, during a fourth time period t_4 1460, a parameter segment 1460 has a baseline (B) 1462 at about L_2 1424. As such, $\Delta_l = 0$; $\Delta_u = U_1 - L_2$; $AT_l = L_2$; $AT_u = U_1$. Accordingly, a positive transient 1465 having a size less than $U_1 - L_2$ does not trigger an alarm.

An adaptive alarm system has been disclosed in detail in connection with various embodiments. These embodiments are disclosed by way of examples only and are not to limit

the scope of the claims that follow. One of ordinary skill in the art will appreciate many variations and modifications.

What is claimed is:

1. A system for reducing electronic alarms in a medical patient monitoring system, the system comprising:
 - an optical sensor configured to transmit optical radiation into a tissue site of a patient and detect attenuated optical radiation indicative of at least one physiological parameter of a patient; and
 - one or more hardware processors in electronic communication with the optical sensor, the one or more hardware processors configured to:
 - measure oxygen saturation values of a patient over a first period of time;
 - determine if at least one oxygen saturation value obtained over the first period of time exceeds a first alarm threshold;
 - determine whether a first alarm should be triggered based on the determination that the at least one oxygen saturation value obtained over the first period of time exceeds the first alarm threshold;
 - determine a second alarm threshold to be applied during a second period of time subsequent to the first period of time, the second alarm threshold replacing the first alarm threshold, the second alarm threshold being determined by:
 - comparing at least a first oxygen saturation value obtained during the first time period with a lower limit associated with oxygen saturation; and
 - computing a second alarm threshold based on the comparison where the second alarm threshold is computed to be at a value less than the at least first oxygen saturation value and greater than the lower limit and at an offset from the first oxygen saturation value, wherein the offset is configured to diminish as a difference between the at least first oxygen saturation value and the lower limit diminishes;
 - measure oxygen saturation values of a patient over the second period of time to determine at least a second oxygen saturation value; and
 - determine whether a second alarm should be triggered by determining if at least one oxygen saturation value obtained during the second period of time exceeds the second alarm threshold and triggering an alarm if it is determined the second alarm should be triggered.]
2. The system of claim 1, wherein the one or more hardware processors are configured to calculate a first baseline measurement from the measured oxygen saturation values over the first period of time and wherein the at least one oxygen saturation value obtained during the first period of time corresponds to the first baseline measurement.]
3. The system of claim 2, wherein the one or more hardware processors are configured to calculate a second baseline measurement from the measured oxygen saturation values over the second period of time and wherein the at least one oxygen saturation value obtained during the second period of time corresponds to the second baseline measurement.]
4. The system of claim 1, wherein the lower limit is predefined and corresponds to a minimum parameter value for oxygen saturation.]
5. The system of claim 1, wherein the one or more hardware processors are further configured to wait for a time delay prior to the triggering of the second alarm, and wherein the time delay is a function of the second alarm threshold.]

15

[6. The system of claim 5, wherein the time delay decreases as the difference between the at least first oxygen saturation value and the lower limit diminishes.]

[7. The system of claim 1, wherein the first alarm threshold is predetermined.]

[8. A system for reducing electronic alarms in a medical patient monitoring system including a pulse oximeter in communication with an optical sensor, the system comprising one or more hardware processors configured to:

measure oxygen saturation values of a patient over a first period of time;

determine if at least one oxygen saturation value obtained over the first period of time exceeds a first alarm threshold;

determine whether a first alarm should be triggered based on the determination that the at least one oxygen saturation value obtained over the first period of time exceeds the first alarm threshold;

compare at least a first oxygen saturation value obtained during the first time period with a lower limit associated with oxygen saturation;

compute a second alarm threshold based on the comparison;

determine a time delay based on the computed second alarm threshold, wherein the time delay approaches zero as the first oxygen saturation value approaches the lower limit;

measure oxygen saturation values of a patient over the second period of time to determine at least a second oxygen saturation value; and

determine whether a second alarm should be triggered by determining if at least one oxygen saturation value obtained during the second period of time exceeds the second alarm threshold for the time delay and triggering an alarm if it is determined the second alarm should be triggered.]

[9. The system of claim 8, wherein the first alarm threshold is predetermined.]

[10. The system of claim 8, wherein the lower limit is predefined and corresponds to a minimum parameter value for oxygen saturation.]

[11. The system of claim 8, where the second alarm threshold is computed to be at a value less than the at least first oxygen saturation value and greater than the lower limit and at an offset from the first oxygen saturation value, wherein the offset is configured to diminish as a difference between the at least first oxygen saturation value and the lower limit diminishes.]

[12. An electronic method for reducing electronic alarms in a medical patient monitoring system, the electronic method comprising:

measuring oxygen saturation values of a patient over a first period of time;

determining if at least one oxygen saturation value determined over the first period of time exceeds a first alarm threshold;

determining whether a first alarm should be triggered based on the determination that at least one oxygen saturation value obtained during the first period of time exceeds the first alarm threshold;

comparing at least a first oxygen saturation value obtained during the first time period with a lower limit associated with oxygen saturation;

computing the second alarm threshold based on the comparison where the second alarm threshold is computed to be at a value less than the at least first oxygen saturation value and greater than the lower limit and at

16

an offset from the first oxygen saturation value, wherein the offset is configured to diminish as a difference between the at least first oxygen saturation value and the lower limit diminishes and wherein the second alarm threshold is configured to be applied during a second period of time subsequent to the first period of time, the second alarm threshold replacing the first alarm threshold;

measuring oxygen saturation values of a patient over the second period of time to determine at least a second oxygen saturation value; and

determining whether a second alarm should be triggered by determining if at least one oxygen saturation value obtained during the second period of time exceeds the second alarm threshold and triggering an alarm if it is determined the second alarm should be triggered.]

[13. The electronic method of claim 12, wherein the one or more hardware processors are configured to calculate a first baseline measurement from the measured oxygen saturation values over the first period of time and wherein the at least one oxygen saturation value obtained during the first period of time corresponds to the first baseline measurement.]

[14. The electronic method of claim 13, wherein the one or more hardware processors are configured to calculate a second baseline measurement from the measured oxygen saturation values over the second period of time and wherein the at least one oxygen saturation value obtained during the second period of time corresponds to the second baseline measurement.]

[15. The electronic method of claim 12, wherein the lower limit is predefined and corresponds to a minimum parameter value for oxygen saturation.]

[16. The electronic method of claim 12, wherein the one or more hardware processors are further configured to wait for a time delay prior to the triggering of the second alarm, and wherein the time delay is a function of the second alarm threshold.]

[17. The electronic method of claim 16, wherein the time delay decreases as the difference between the at least first oxygen saturation value and the lower limit diminishes.]

[18. The electronic method of claim 12, wherein the first alarm threshold is predetermined.]

19. A non-transitory physical computer storage comprising computer-executable instructions stored thereon that, when executed by one or more processors, are configured to implement a process comprising:

transmitting optical radiation into a tissue site of a patient and detecting attenuated optical radiation indicative of an oxygen saturation of a patient;

defining a limit that corresponds to a reference level for a determination of an alarm threshold; and

using an alarm threshold in determining whether to activate an alarm, the alarm threshold being at a value less than a prior oxygen saturation of the patient by a difference, wherein the difference diminishes based on the prior oxygen saturation of the patient approaching the limit.

20. The non-transitory physical computer storage of claim 19, wherein the difference diminishes in response to a decrease in the patient's oxygen saturation until it reaches zero.

21. The non-transitory physical computer storage of claim 19, wherein the diminishment is proportional to the difference.

22. *The non-transitory physical computer storage of claim 19, wherein the diminishment is a piecewise function of discrete diminishment steps.*

23. *The non-transitory physical computer storage of claim 19, wherein the process further comprises automati- 5 cally determining the alarm threshold.*

24. *The non-transitory physical computer storage of claim 19, wherein the limit is set at 85% oxygen saturation.*

25. *The non-transitory physical computer storage of claim 19, wherein the limit is set at 80% oxygen saturation. 10*

26. *The non-transitory physical computer storage of claim 19, wherein the limit is set between 80% to 85% oxygen saturation.*

27. *The non-transitory physical computer storage of claim 19, wherein the limit is predefined. 15*

28. *The non-transitory physical computer storage of claim 19, wherein the process further comprises waiting for a time delay prior to activating the alarm, wherein the time delay is based on the alarm threshold.*

29. *The non-transitory physical computer storage of 20 claim 28, wherein the time delay decreases based on the prior oxygen saturation of the patient approaching the limit.*

* * * * *

UNITED STATES PATENT AND TRADEMARK OFFICE
CERTIFICATE OF CORRECTION

PATENT NO. : RE49,007 E
APPLICATION NO. : 16/800971
DATED : April 5, 2022
INVENTOR(S) : Al-Ali

Page 1 of 1

It is certified that error appears in the above-identified patent and that said Letters Patent is hereby corrected as shown below:

In the Specification

Column 1, please replace Lines 11-22 (approx.), with the following:

--CROSS REFERENCE TO RELATED APPLICATIONS

NOTICE: More than one reissue application has been filed for the reissue of U.S. Patent No. 9,775,570 B2. The reissue applications are U.S. Reissue Patent Application Serial No. 17/711,987, filed on April 1, 2022, which is a continuation reissue application of U.S. Reissue Patent Application Serial No. 16/800,971 (the present application), filed on February 25, 2020, now U.S. Reissue Patent No. RE49,007 E, issued April 5, 2022, which is a continuation reissue application of U.S. Reissue Patent Application Serial No. 16/184,908, filed on November 8, 2018, now U.S. Reissue Patent No. RE47,882 E, issued March 3, 2020, which is a continuation reissue application of U.S. Reissue Patent Application Serial No. 15/881,602, filed on January 26, 2018, now U.S. Reissue Patent No. RE47,218 E, issued February 5, 2019, which is a reissue application of U.S. Patent Application Serial No. 13/037,184, filed February 28, 2011, now U.S. Patent No. 9,775,570 B2, issued August 8, 2017,--

And please delete Lines 30-33 (approx.) in their entirety, and the beginning portion of Line 34 (approx.), namely, “*application Ser. No. 15/881,602;*”.

Signed and Sealed this
Ninth Day of August, 2022
Katherine Kelly Vidal

Katherine Kelly Vidal
Director of the United States Patent and Trademark Office

UNITED STATES PATENT AND TRADEMARK OFFICE
CERTIFICATE OF CORRECTION

PATENT NO. : RE49,007 E
APPLICATION NO. : 16/800971
DATED : April 5, 2022
INVENTOR(S) : Ammar Al-Ali

Page 1 of 1

It is certified that error appears in the above-identified patent and that said Letters Patent is hereby corrected as shown below:

In the Claims

In Column 16, Line 52, Claim 19, delete “a patient” and insert --the patient--.

In Column 16, Line 55, Claim 19, delete “an alarm threshold” and insert --the alarm threshold--.

Signed and Sealed this
Seventeenth Day of October, 2023



Katherine Kelly Vidal
Director of the United States Patent and Trademark Office