



US00RE48330E

(19) **United States**  
(12) **Reissued Patent**  
**Zeidman**

(10) **Patent Number: US RE48,330 E**  
(45) **Date of Reissued Patent: \*Dec. 1, 2020**

(54) **SWADDLING BLANKET AND POUCH COMBINATION**

(56) **References Cited**

(71) Applicant: **Hindi R. Zeidman**, Upland, CA (US)

U.S. PATENT DOCUMENTS

(72) Inventor: **Hindi R. Zeidman**, Upland, CA (US)

211,077 A 12/1878 Watson  
1,584,853 A \* 5/1926 Dern ..... A41B 13/06  
2/69  
2,429,168 A \* 10/1947 Padgett ..... A41B 13/06  
2/69.5

(\* ) Notice: This patent is subject to a terminal disclaimer.

(Continued)

(21) Appl. No.: **16/739,773**

FOREIGN PATENT DOCUMENTS

(22) Filed: **Jan. 10, 2020**

CH 114792 4/1926  
DE 102016088165 1/2018

**Related U.S. Patent Documents**

(Continued)

Reissue of:

(64) Patent No.: **7,774,875**  
Issued: **Aug. 17, 2010**  
Appl. No.: **12/381,131**  
Filed: **Mar. 6, 2009**

OTHER PUBLICATIONS

U.S. Appl. No. 16/257,451, filed Jan. 25, 2019, Zeidman.  
U.S. Appl. No. 16/257,447, filed Jan. 25, 2019, Zeidman.

U.S. Applications:

(63) Continuation of application No. 15/722,880, filed on Oct. 2, 2017, now Pat. No. Re. 47,809, which is a continuation of application No. 15/056,928, filed on Feb. 29, 2016, now Pat. No. Re. 46,611, which is a continuation of application No. 13/571,009, filed on Aug. 9, 2012, now Pat. No. Re. 45,903, which is an application for the reissue of Pat. No. 7,774,875.

*Primary Examiner* — Patricia L Engle

(74) *Attorney, Agent, or Firm* — Knobbe, Martens, Olson & Bear, LLP

(51) **Int. Cl.**  
**A47G 9/08** (2006.01)  
**A41B 13/06** (2006.01)

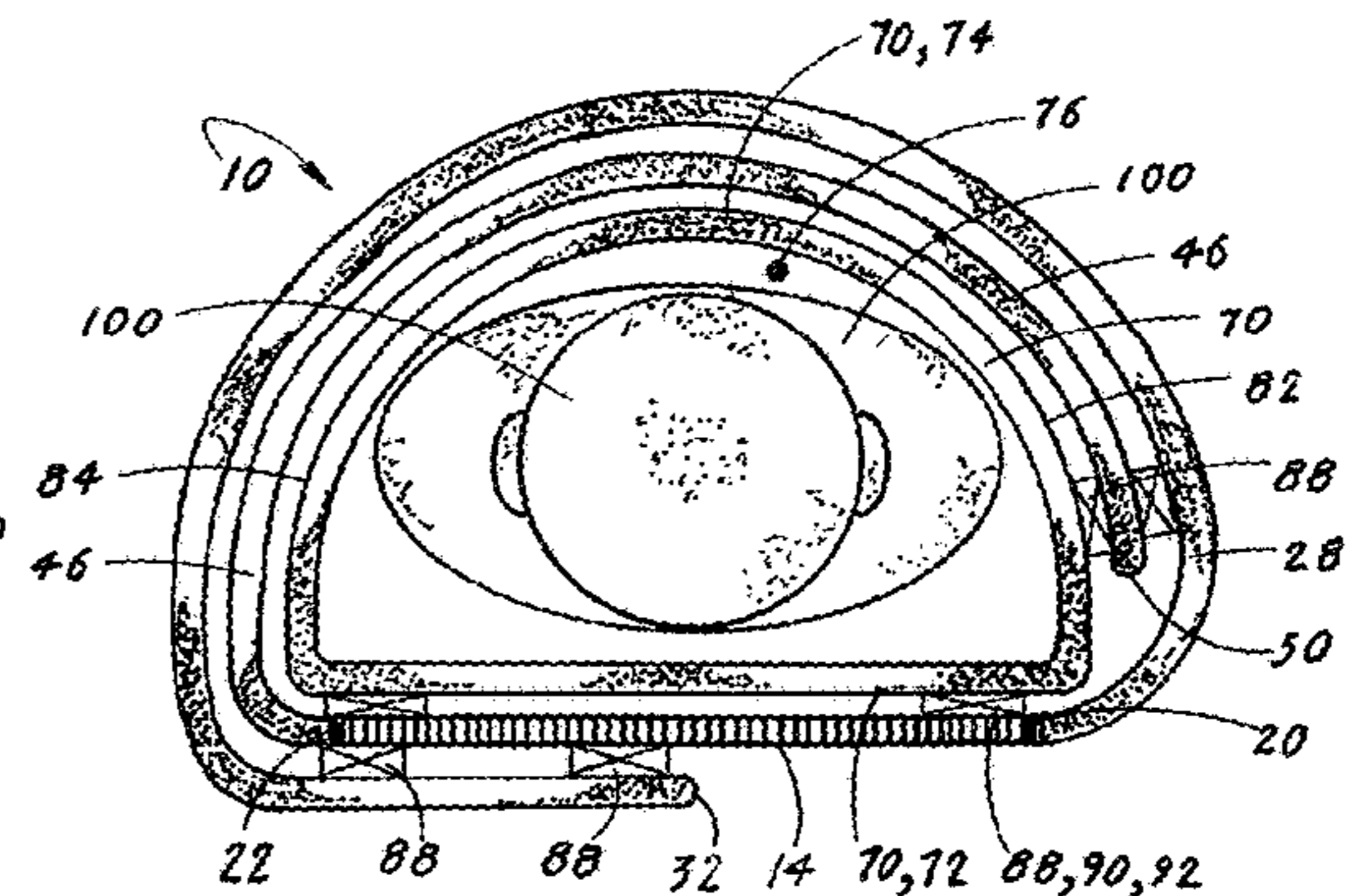
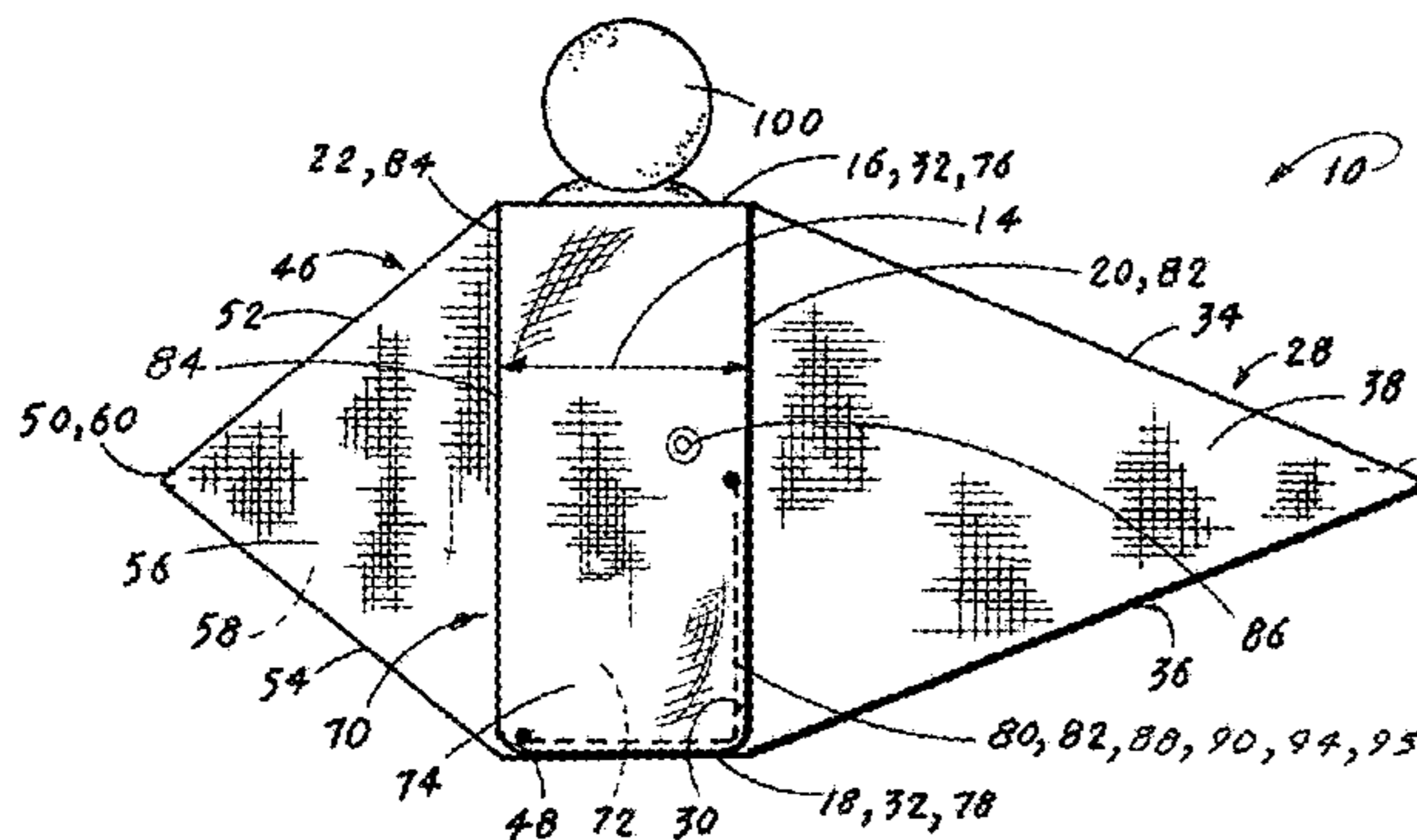
(57) **ABSTRACT**

A swaddling blanket and pouch combination (SBPC) (10) that allows an infant to be comfortably and easily swaddled. The blanket (12) is comprised of a right blanket flap (28) and a left blanket flap (46) and includes a designated area to which is removably attached the pouch (70). The pouch features a lower end (78) which includes an opening and closing means that allows an infant's soiled diaper to be easily removed and replaced or to take a rectal temperature. The SBPC (10) is used by first placing the left blanket flap (46) over the pouch (70), which is then followed by placing the right blanket flap (28) over the pouch. The right and left blanket flaps (28,46) as well as the pouch (70) are preferably held in place by hook and loop fasteners (88).

(52) **U.S. Cl.**  
CPC ..... **A41B 13/06** (2013.01); **A47G 9/083** (2013.01)

(58) **Field of Classification Search**  
CPC ... A41B 13/06; A41B 13/065; A41B 2300/30;  
A41B 2300/332; A47B 9/08; A47B 9/083  
See application file for complete search history.

**20 Claims, 3 Drawing Sheets**



(56)

References Cited

U.S. PATENT DOCUMENTS

2,530,464 A 11/1950 Haman  
 2,812,516 A 11/1957 Hoffman  
 2,989,753 A \* 6/1961 Burner ..... A41B 13/00  
 2/69.5  
 3,034,132 A 5/1962 Bernard et al.  
 4,125,903 A 11/1978 Farrell  
 4,172,300 A \* 10/1979 Miller ..... 5/424  
 4,688,270 A \* 8/1987 Denicola ..... A41D 13/1272  
 128/874  
 4,759,082 A 7/1988 Mulligan  
 4,897,885 A 2/1990 Lunt  
 4,979,250 A 12/1990 Troncone et al.  
 5,062,168 A \* 11/1991 Kocib ..... 5/413 R  
 5,611,095 A 3/1997 Schneider  
 5,722,094 A 3/1998 Ruefer  
 5,815,833 A \* 10/1998 Kuo ..... A41D 15/04  
 2/69.5  
 5,852,827 A \* 12/1998 Lear ..... 2/69.5  
 6,009,576 A 1/2000 Gramme et al.  
 6,055,686 A 5/2000 Knight  
 6,145,932 A \* 11/2000 Hamel-Nyhus et al. .... 297/465  
 6,415,442 B1 7/2002 Smith  
 6,457,193 B1 10/2002 Li  
 6,868,566 B2 3/2005 Gatten  
 D504,753 S 5/2005 Gold et al.  
 6,928,674 B2 8/2005 Blackburn  
 6,978,479 B2 12/2005 Thach  
 7,043,783 B2 5/2006 Gatten  
 7,076,819 B2 7/2006 Trani et al.  
 7,150,055 B2 12/2006 Wooten, Jr.  
 7,181,789 B2 2/2007 Gatten  
 7,246,392 B2 7/2007 Schmid et al.

7,254,849 B1 \* 8/2007 Fiebrich et al. .... 5/482  
 7,647,658 B2 \* 1/2010 Wilson ..... 5/482  
 7,739,748 B2 6/2010 Nilforushan et al.  
 7,774,875 B1 8/2010 Zeidman  
 8,191,189 B1 6/2012 Spell  
 D691,781 S 10/2013 Coats  
 8,793,813 B2 8/2014 Waters  
 RE45,903 E 3/2016 Zeidman  
 RE46,611 E 11/2017 Zeidman  
 10,188,150 B2 1/2019 Zeidman  
 10,188,151 B2 1/2019 Zeidman  
 RE47,809 E 1/2020 Zeidman  
 2004/0158925 A1 8/2004 Sims  
 2006/0236441 A1 10/2006 Johnson et al.  
 2007/0056098 A1 \* 3/2007 Schmid ..... A41B 13/06  
 5/482  
 2008/0235848 A1 10/2008 Wilder et al.  
 2011/0179546 A1 \* 7/2011 Millette ..... A41B 13/06  
 2/75  
 2011/0231993 A1 9/2011 Schmid et al.  
 2012/0023637 A1 2/2012 Neveu  
 2012/0110716 A1 5/2012 Christensen et al.  
 2013/0302555 A1 11/2013 Dunn et al.  
 2014/0033431 A1 2/2014 Zeidman  
 2014/0298564 A1 10/2014 Miller  
 2016/0295928 A1 \* 10/2016 Bopanna ..... A41B 13/06  
 2017/0049158 A1 2/2017 Zeidman  
 2019/0223515 A1 7/2019 Zeidman  
 2019/0223516 A1 7/2019 Zeidman

FOREIGN PATENT DOCUMENTS

DE 102018105989 A1 \* 9/2019 ..... A41B 13/06  
 FR 2967870 A1 \* 6/2012 ..... A41B 13/06

\* cited by examiner

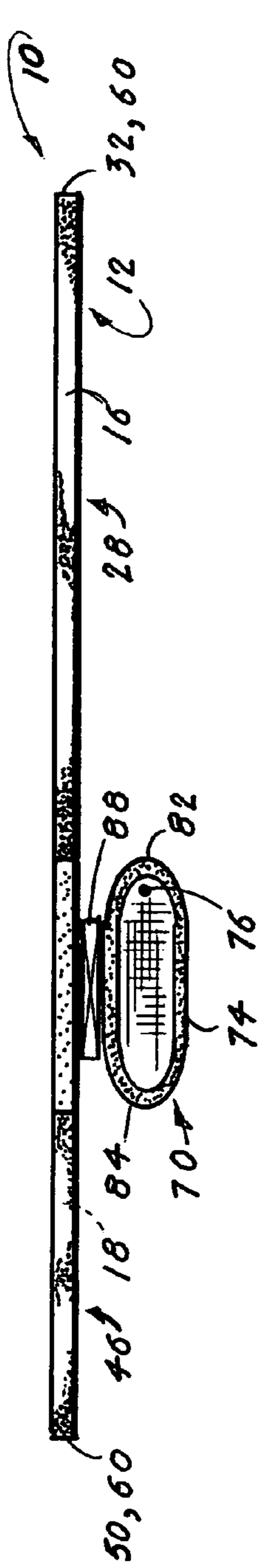


Fig. 2

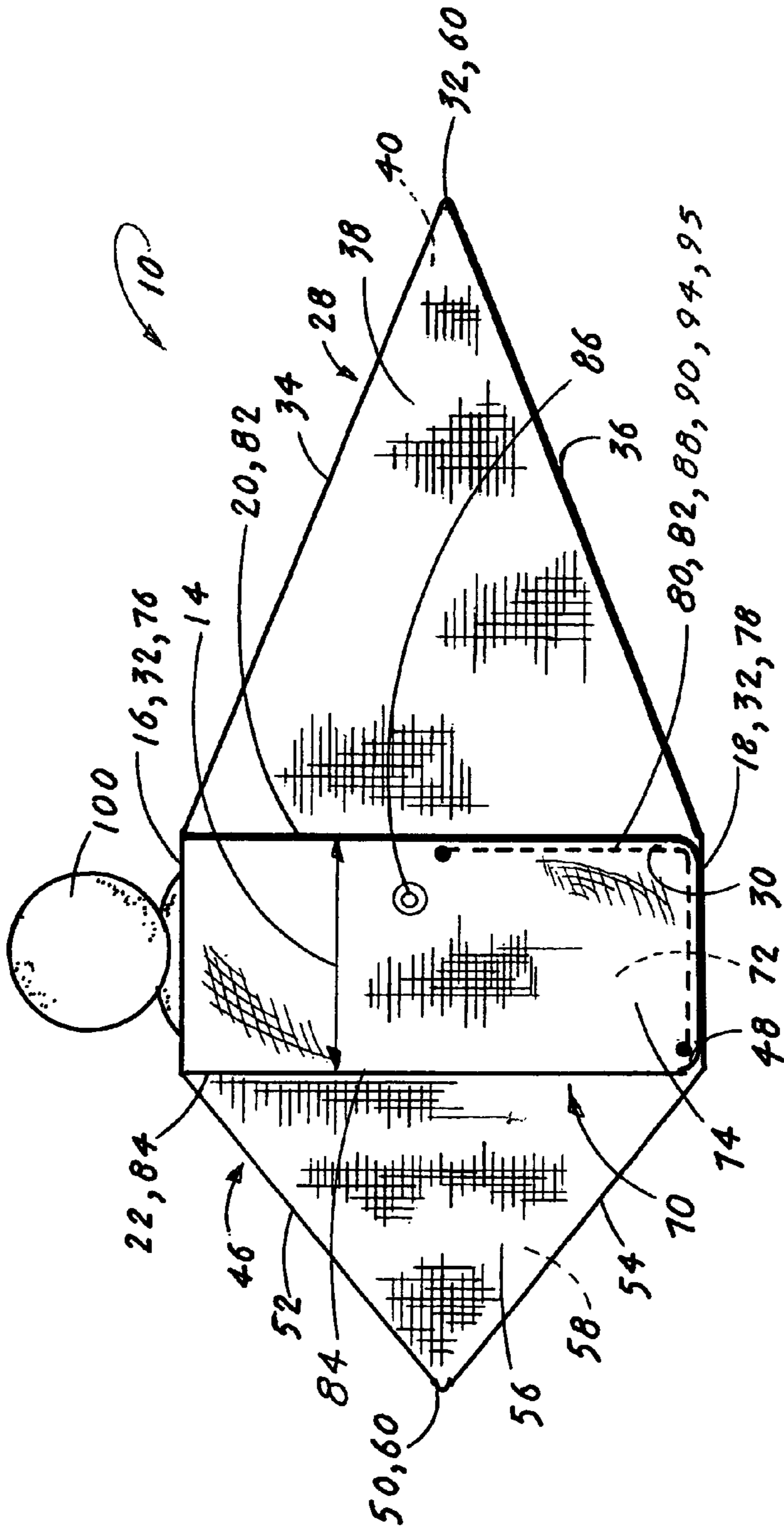


Fig. 1



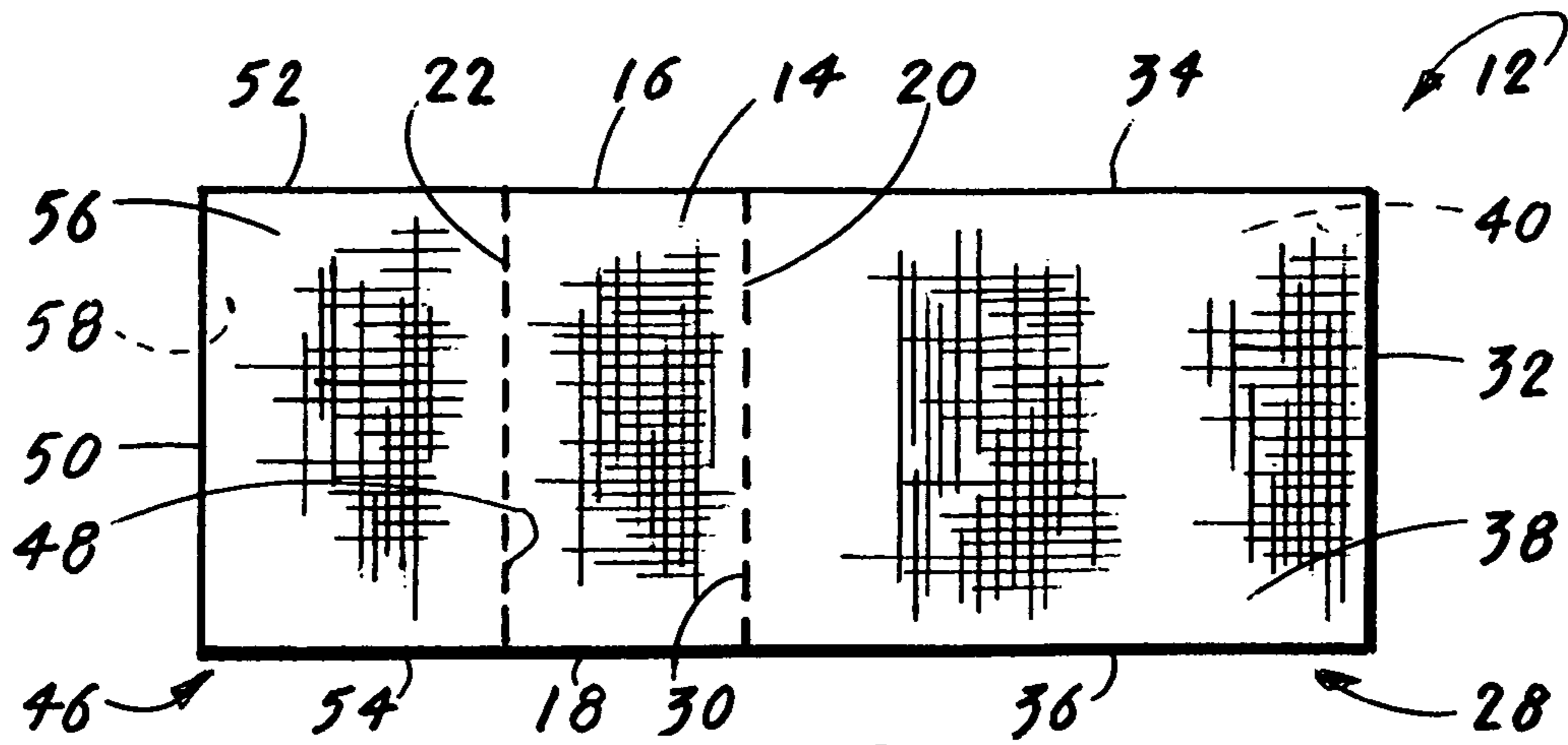


Fig. 3

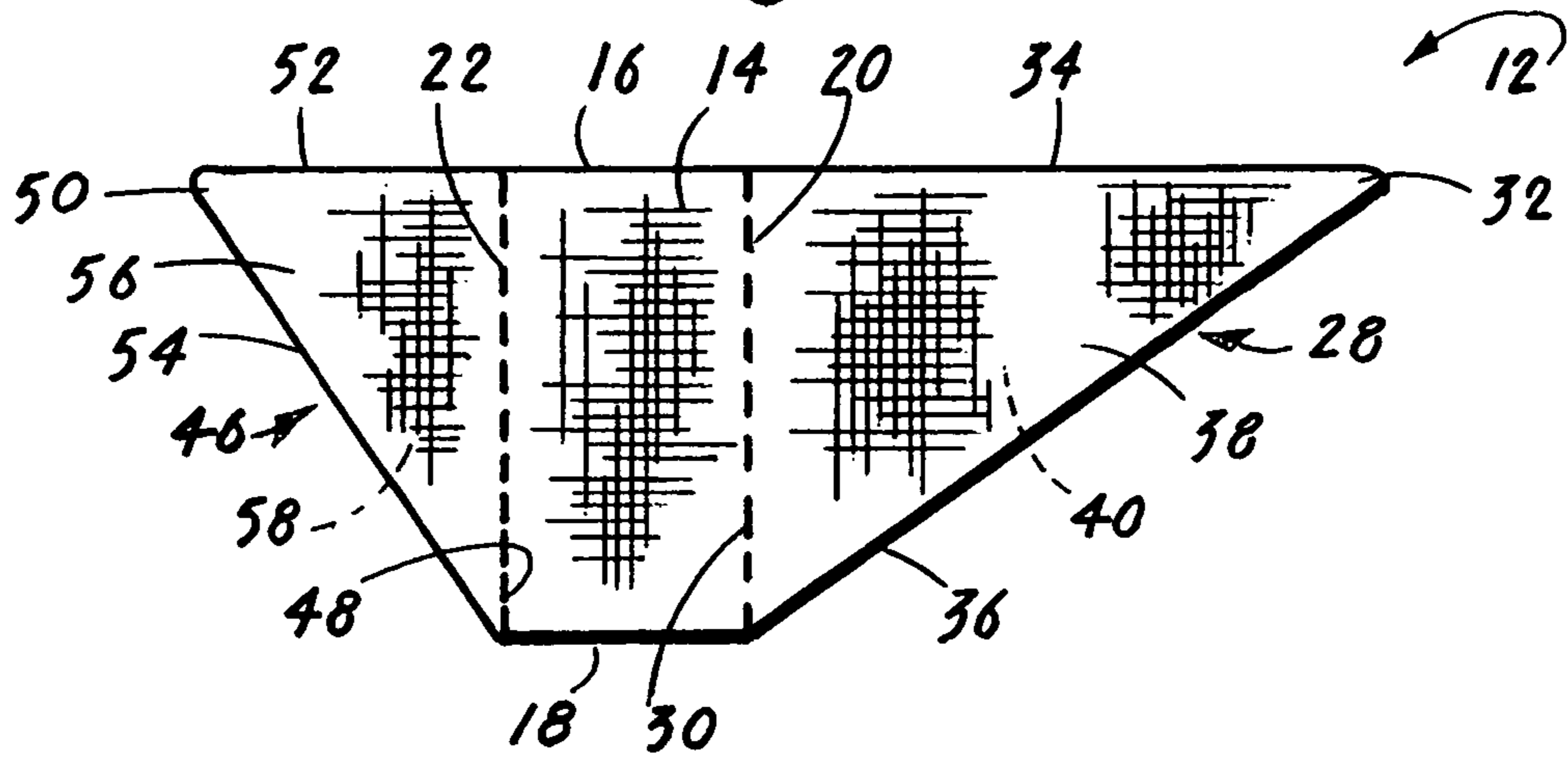


Fig. 4

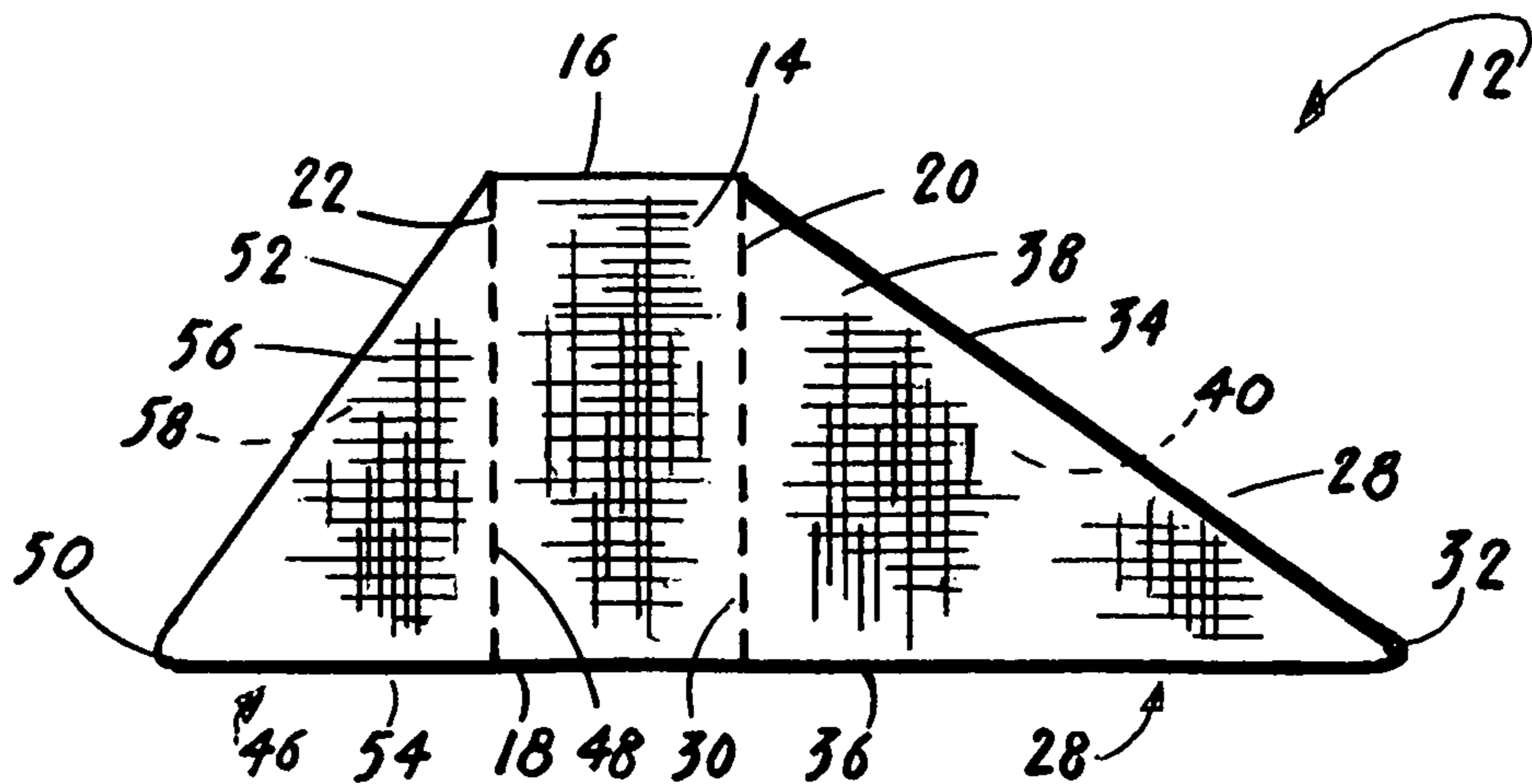


Fig. 5

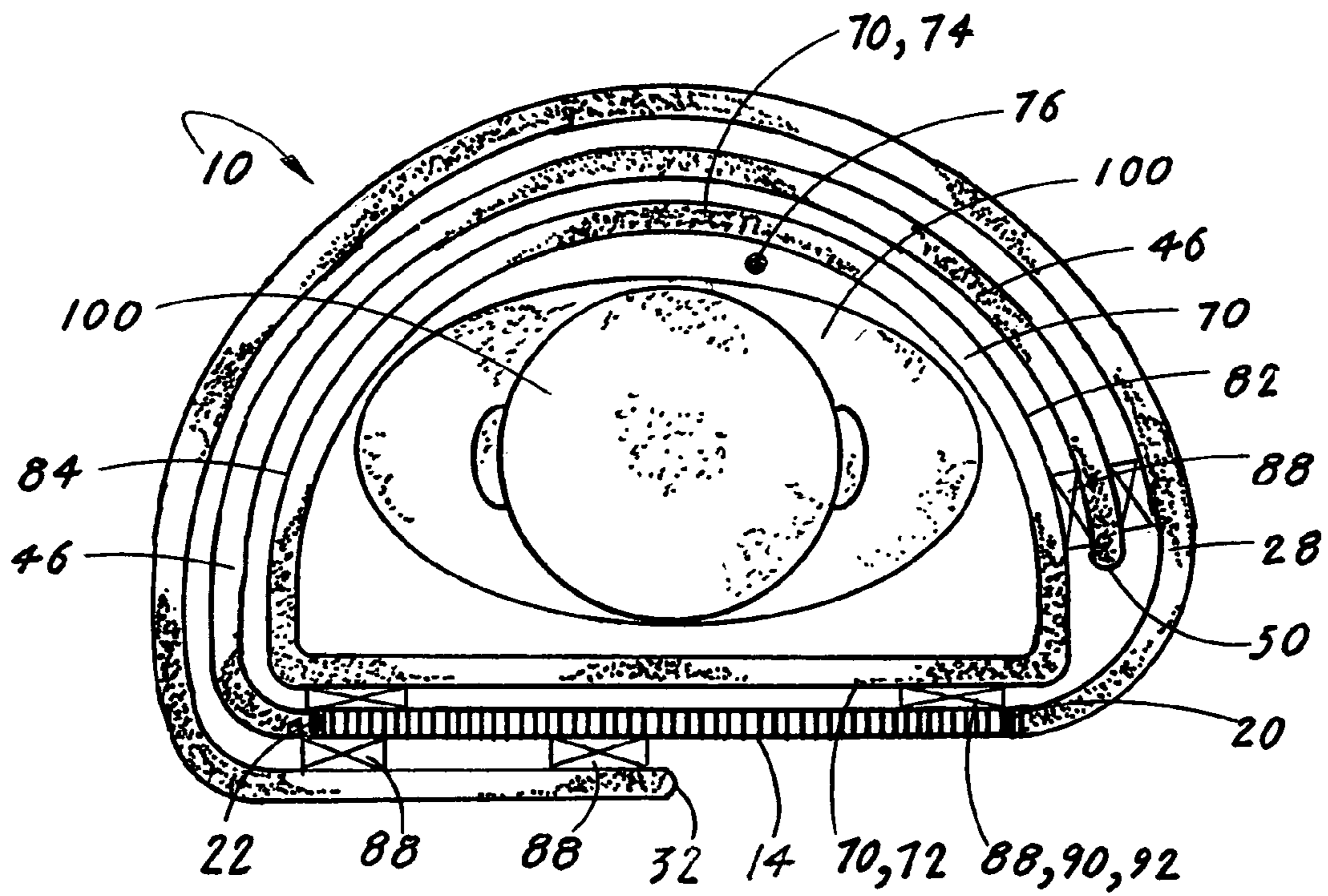


Fig. 7

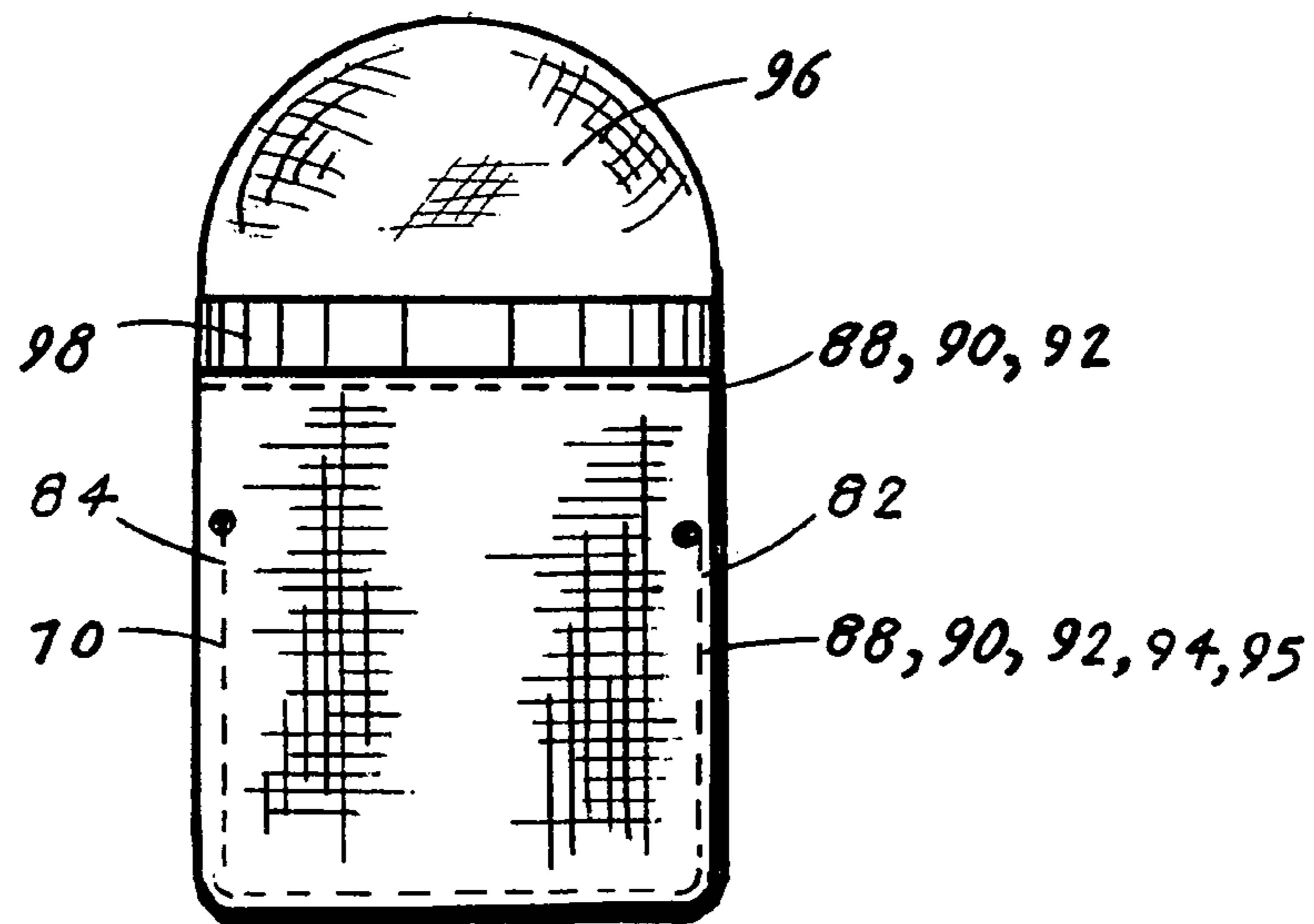


Fig. 6



## SWADDLING BLANKET AND POUCH COMBINATION

**Matter enclosed in heavy brackets [ ] appears in the original patent but forms no part of this reissue specification; matter printed in italics indicates the additions made by reissue; a claim printed with strikethrough indicates that the claim was canceled, disclaimed, or held invalid by a prior post-patent action or proceeding.**

### PRIORITY INFORMATION

*This application is a continuation reissue application of U.S. patent application Ser. No. 15/722,880, filed Oct. 2, 2017, which is a continuation reissue application of U.S. patent application Ser. No. 15/056,928, filed Feb. 29, 2016, which issued on Nov. 21, 2017 as U.S. Pat. No. RE46,611, which is a continuation reissue application of U.S. application Ser. No. 13/571,009, filed on Aug. 9, 2012, which issued on Mar. 1, 2016 as U.S. Pat. No. RE45,903, which is a reissue application of U.S. patent application Ser. No. 12/381,131, filed on Mar. 6, 2009, which issued on Aug. 17, 2010 as U.S. Pat. No. 7,774,875.*

*Notice: More than one reissue application has been filed for the reissue of U.S. Pat. No. 7,774,875. The reissue applications include U.S. application Ser. No. 13/571,009, U.S. application Ser. No. 15/056,928, U.S. patent application Ser. No. 15/722,880, and the present application.*

### TECHNICAL FIELD

The invention generally pertains to the field of infant swaddling blankets, and more particularly to a swaddling blanket and pouch combination. The pouch, which is removably attached, is made of a resilient material and includes a lower end that can be opened to change an infant's diaper or to take a rectal temperature.

### BACKGROUND ART

Archaeological records indicate that infant swaddling blankets were first used around 4000 B.C. in the desert regions of Central Asia in combination with a back-pack cradle board. As time progressed, the migration of people from region to region became a relatively permanent way of life. Swaddling subsequently also became a common part of child-rearing.

Early swaddling blankets consisted of a square piece of cloth. The infant was laid on the cloth diagonally and the corners of the cloth were folded over the feet, body and under the head, and the corners were tied to hold the blanket in position. A swaddling blanket typically formed the clothing for an infant until the infant was about a year old. The confinement provided by the swaddling blanket provided warmth and security for the infant who had recently left the mother's womb.

Today, swaddling is a standard newborn care practice in most hospitals and consists of swaddling blankets that are tucked and are useful for keeping the baby warm and comfortable, without increasing the risk of Sudden Infant Death Syndrome (SIDS), because the wrappings stay well clear of the baby's face and airway. By the time the infant learns to roll over, usually around 6 months, the infant should be sleeping in less restrictive coverings so it has more freedom to respond when the infant succeeds in rolling over.

Current infant swaddles are designed to make it easier to swaddle an infant than with traditional square sheets or blankets. Typical, swaddling blankets having flaps that fold around the infant's body or down and over the baby's shoulders and around and underneath the infant. These current swaddling blankets have the problem of having a wakeful infant loosening the blanket and kicking the swaddling blanket off. These problems are eliminated or at least minimized by the swaddling blanket and pouch combination disclosed in the instant patent application.

A search of the prior art did not disclose literature or patents that read directly on the claims of the instant invention, however the following U.S. patents are considered related:

U.S. PAT. NO.	INVENTOR	ISSUED
7,181,789	Gatten	27 Feb. 2007
7,043,783	Gatten	16 May 2006
6,928,674	Blackburn	16 Aug. 2005
6,868,566	Gatten	22 Mar. 2005

The 7,181,789 patent discloses a swaddling blanket having a back panel that supports an infant from the neck to the feet, a leg pouch that loosely contains the infant's legs, arm restraints that hold the infant's arms against and parallel to the infant's torso, a tapered short blanket arm to wrap over the infant and a tapered long blanket arm. The long blanket arm is dimensioned to wrap around the infant more than once from the opposite direction to provide pressure around the infant's arms and torso.

The 7,043,783 patent discloses a swaddling blanket having a back panel that supports an infant from the neck to the feet, a leg pouch that loosely contains the infant's legs, arm restraints that hold the infant's arms against and parallel to the infant's torso, a tapered short blanket arm to wrap over the infant, and a tapered long blanket arm. The long blanket arm is dimensioned to wrap around the infant more than once from the opposite direction to provide pressure around the infant's arms and torso.

The 6,928,674 patent discloses a swaddling blanket which includes a tri-folded fabric sheet having a middle section with a pocket secured to an inner side of the fabric sheet on two adjacent sides to form a pouch. The pouch is dimensioned to receive an infant feet-first and is open on two other adjacent sides, and having left and right sections that border the middle section on opposite sides thereof and a width that is sufficient to overlap an infant in the middle section pocket. The left and right sections carry cooperating fasteners arranged to releasably secure the left and right sections to each other when overlapped about an infant in the middle section pocket.

The 6,868,566 patent discloses a swaddling blanket having a back panel that supports an infant from the neck to the feet, a leg pouch that loosely contains the infant's legs, arm restraints that hold the infant's arms against and parallel to the infant's torso, a tapered short blanket arm to wrap over the infant, and a tapered long blanket arm. The long blanket arm is dimensioned to wrap around the infant more than once from the opposite direction to provide pressure around the infant's arms and torso.

For background purposes and as indicative of the art to which the invention relates, references may be made to the following remaining patents found in the search:



U.S. PAT. NO.	INVENTOR	ISSUED
7,254,849	Fiebrich et al	14 Aug. 2007
7,076,819	Trani et al	18 Jul. 2006
6,457,193	Li	1 Oct. 2002
6,415,442	Smith	9 Jul. 2002
5,611,095	Schneider	18 Mar. 1997
4,979,250	Tronccone et al	25 Dec. 1990
4,125,903	Farrell	21 Nov. 1978

### DISCLOSURE OF THE INVENTION

The swaddling blanket and pouch combination (SBPC) improves current swaddling blankets by providing a swaddling blanket design that includes a pouch that is made of a resilient material that aids in maintaining a comfortable pressure on an infant placed into the pouch. The pouch includes a means for allowing a lower and a side section of the pouch to be opened to allow an infant's soiled diaper to be removed and changed or to take a rectal temperature.

In its basic design configuration the SBPC is comprised of:

A. A swaddling blanket having an inner surface and an outer surface, wherein the inner surface has a marked pouch attachment area having a first side and a second side. From the first side extends longitudinally a first blanket flap and from the second side extends longitudinally a second blanket flap. The first blanket flap has a longitudinal length that is greater than the longitudinal length of the second blanket flap, and

B. A pouch having an inner surface with means for being removably attached to the marked pouch attachment area, an outer surface, an open upper end and a lower end. The lower end has means for being opened and closed to allow a diaper to be easily removed and replaced or to take a rectal temperature.

To utilize the SBPC, the second blanket flap is initially wrapped around the outer surface of the pouch and is attached thereto by an attachment means. After the second blanket flap is attached, the first blanket flap is wrapped around the second blanket flap and is attached thereto by the attachment means.

The means for attaching the inner surface of the pouch to the marked attachment area located on the swaddling blanket is selected from the group consisting of hook and loop fasteners, male and female detents and buttons. Likewise, the means for opening and closing the lower end of the pouch is selected from the group consisting of hook and loop fasteners, male and female detents and a zipper. The means for attaching the first and second blanket flaps is preferably a hook and loop fasteners.

In view of the above disclosure, the primary object of the invention is to provide a swaddling blanket and pouch combination that incorporates within a single article a swaddling blanket that has removably attached a pouch. The pouch features a lower end that is easily opened and closed to allow a diaper to be easily changed or to take a rectal temperature and can also include a removably attached infant head cover.

In addition to the primary object of the invention it is also an object of the invention to provide a swaddling blanket and pouch combination that:

- can be produced from various materials that will not gather at the infant's neck,
- can be produced in various dimensions to accommodate infants of various sizes,

can be made of various colors such as a pink or a blue color to identify the sex of the infant, simulates a "womb-like" environment therefore is less traumatic on the infant, keeps the infant better positioned so the infant is less likely to turn, suffocate, and reduces the risk of SIDS, provides breath-ability so that the infant does not over-heat, provides a pressure around the infant which is imperative for drug-exposed infants, and is cost effective from both a consumer's and manufacturer's point of view.

These and other objects and advantages of the present invention will become apparent from the subsequent detailed description of the preferred embodiment and the appended claims taken in conjunction with the accompanying drawings.

### BRIEF DESCRIPTION OF THE DRAWINGS

FIG. 1 is a front elevational view of the swaddling blanket and pouch combination (SBPC) showing the pouch attached between a right blanket flap and a left blanket flap, and with an infant inserted into the pouch.

FIG. 2 is a top plan view of the SBPC.

FIG. 3 is an elevational view of a swaddling blanket having the upper and lower edges of the right and left blanket flaps in alignment with the respective upper and lower edges of the blanket.

FIG. 4 is an elevational view of a swaddling blanket that has the upper edges of the right and left blanket flaps in alignment with the respective upper edge of the blanket, and the lower edges of the right and left blanket flaps angled upward.

FIG. 5 is an elevational view of a swaddling blanket having the upper edge of the right and left blanket flaps angled downward, and with the lower edges of the right and left blanket flaps in alignment with the respective lower edges of the blanket.

FIG. 6 is a front elevational view of a pouch that includes a removably attached infant head cover.

FIG. 7 is a top plan view of the SBPC showing the right and left blanket flaps wrapped around the pouch.

### BEST MODE FOR CARRYING OUT THE INVENTION

The best mode for carrying out the invention is presented in terms of a preferred embodiment for a swaddling blanket and pouch combination (SBPC) that is designed to improve current designs of swaddling blankets by including an infant pouch which is made of a resilient material that maintains a comforting pressure on an infant that is placed into the pouch. The pouch is removably attached and includes closeable lower and side openings that allow a diaper to be easily removed and a clean diaper attached or to take a rectal temperature.

The preferred embodiment of the SBPC 10, as shown in FIGS. 1-7, is comprised of the two major elements: a swaddling blanket 12 and a pouch 70.

The swaddling blanket 12, as shown attached to the pouch 70 in FIGS. 1 and 2, and detached from the pouch 70 in FIGS. 3, 4 and 5, includes a pouch attachment area 14, as shown best in FIGS. 3-5, and is comprised of an upper edge 16, a lower edge 18, a right pouch border attachment mark 20 and a left pouch border attachment mark 22. The two border attachment marks 20,22 are shown in broken lines, in



## 5

FIGS. 3-5, and function to outline the area 14 in which area the pouch 70 is removably attached. The swaddling blanket 12 also includes a right blanket flap 28 and a left blanket flap 46.

The right blanket flap 28 is further comprised of an inner edge 30 that is integral with the right pouch border attachment mark 20, an outer edge 32, an upper edge 34, a lower edge 36, an inner surface 38 and an outer surface 40. Likewise, the left blanket flap 46, as also shown in FIGS. 1-5, is further comprised of an inner edge 48 that is integral with the left pouch border attachment mark 22, an outer edge 50, an upper edge 52, a lower edge 54, an inner surface 56 and an outer surface 58.

As shown in FIGS. 1-5, the longitudinal length of the left blanket flap 46, as measured from the left pouch border attachment mark 22, is less than the longitudinal length of the right blanket flap 28. With this arrangement, the left blanket flap 46 is folded over the pouch 20 prior to folding the right blanket flap 28, as described infra and shown in FIG. 7. The swaddling blanket is made of a material that is selected from the group consisting of wool, cotton and waterproof nylon.

The blanket's 12 right blanket flap 28 and left blanket flap 46 can be configured in at least four different shapes. In the first shape, as shown in FIG. 1, the upper edges 34,52 of the right and left blanket flaps 28,46 are angled downward from the respective upper edge 16 of the blanket 12. The lower edges 36,54 of the right and left blanket flaps 28,46 are angled upward from the respective lower edge 18 of the blanket 12. The right and left blanket flaps 28,46 terminate at an outer edge 32,50 configured as a centered radiused apex 60.

The second shape, as shown in FIG. 3, the upper edges 34,52 of the right and left blanket flaps 28,46 are in respective alignment with the upper edge 16 of the blanket, and the lower edges 36,54 of the right and left blanket flaps 28,46 are in respective alignment with the lower edge 18 of the blanket.

Third shape, as shown in FIG. 4, the upper edges 34,52 of the right and left blanket flaps 28,46 are in alignment with the respective upper edge 16 of the blanket 12. The lower edges 36,54 of the right and left blanket flaps 28,46 are angled upward from the respective lower edge 18 of the blanket 12. The right and left blanket flaps 28,46 terminate at an outer edge 32,58 configured as an off-centered radiused apex 62.

The fourth shape, as shown in FIG. 5, the upper edges 34,52 of the right and left blanket flaps 28,46 are angled downward from the respective upper edge 16 of the blanket. The lower edges 36,54 of the right and left blanket flaps 28,46 are in alignment with the respective lower edge 18 of the blanket 12. The right and left blanket flaps 28,46 terminate at an outer edge 32,50 configured as an off-centered radiused apex 62.

The pouch 70, which is the second major element of the SBPC 10, is shown attached to the swaddling blanket 12 in FIGS. 1, 2 and 7, and detached from the swaddling blanket 12 in FIG. 6. The pouch 70 is comprised of an inner section 72, an integrally attached outer section 74, an open upper end 76, a lower end 78, a side end 80 and a left side 84. The pouch is made of a resilient soft material that maintains a comfortable pressure on the infant 100 placed into the pouch 70, as shown in FIG. 7. The resilient soft material is selected from the group consisting of cotton spandex, stretch denim, stretch vinyl and stretch velvet.

The inner section 72 is dimensioned to be attached by an attachment means 86 to the area bordered by the right and

## 6

left pouch border attachment marks 20,22 which are located on the swaddling blanket 12, as shown best in FIGS. 3-5. The lower edges 36,54 of the blanket 12 are located in substantial alignment with the lower end 18, as shown in FIG. 1. Alternatively, the lower edges 36,54 can extend above the lower end 78 of the pouch 70 (not shown). As shown best in FIG. 7, the inner section 72 of the pouch 70 can be attached to the pouch attachment area 14 by hook and loop fasteners 88, male and female detents 90, and buttons 92.

The pouch 70, as shown in FIG. 1, includes a closeable lower end 78 that interfaces with a closeable side end 80 and continues partially along either the pouch's right side 82, or the pouch's left side 84 (not shown) or along both the right side 82 and the left side 84. The closeable lower end 78 and the side ends 80 and 84 allow the pouch 70 to be easily opened to allow a diaper to be easily removed and replaced or to take a rectal temperature. The lower and side openings are closed by an attachment means that is selected from the group consisting of hook and loop fasteners 88, male and female detents 90, a zipper 94 and a drawstring 95.

As shown in FIG. 6, the pouch 70 can also be designed to include an infant head cover 96 that applies a comforting pressure around the infant's head. The cover 96 can be designed to extend from the open upper end 76 located on the pouch 70 or from the upper edge 16 of the blanket 12. The cover is removably attached by an attachment means that is selected from the group consisting of hook and loop fasteners 88, male and female detents 90 and buttons 92. The infant head cover 96 is made of a resilient soft material that is selected from the group consisting of spandex stretch denim, stretch vinyl or stretch velvet. The head cover 96 can also be made to include a low-resistance elastic band 98 that provides additional security to the cover 96. In FIG. 6, is also shown a closeable lower end 78 and sides 82 and 84 that are closeable by either hook and loop fasteners 88, male/female detents 90, buttons 92, a zipper 94 and a drawstring 95. FIG. 6, is also shown a closeable lower end 78 and sides 82 and 84 that are closeable by either hook and loop fasteners 88, male/female detents 90, buttons 92, a zipper 94 and a drawstring 95.

To utilize the SBPC 10, as shown in FIG. 7, the left blanket flap 46 commencing from the left pouch border attachment mark 22 is wrapped sequentially around the pouch's left side 84, the outer section 74 and with the outer edge 50 of the left blanket flap 46 attached by hook and loop fasteners 88 to the right side 82 of the pouch 70. Likewise, the right blanket flap 28 commencing from the right pouch border attachment mark 20 is wrapped sequentially around the left blanket flap 46 that is attached to the right side 82 of the pouch 70, around the outer and left side section 74,84 of the pouch 70 with the outer edge 32 of the right blanket flap 28 attached by hook and loop fasteners 88, to the left blanket flap 46 that is attached to the inner section 72 of the pouch 70. As shown in FIG. 1, the pouch is dimensioned to allow an infant to be placed into the pouch 70, with the infant's arms located internally within the pouch 70 or with the infant's arms located externally to the pouch 70. As also shown in FIG. 1, the pouch 70 has a length that preferably places the open upper end 76 of the pouch adjacent to the chest area of an infant. The lower end 78 of the pouch 70 is preferably located adjacent to the lower edge 18 of the swaddling blanket 12.

While the invention has been described in detail and pictorially shown in the accompanying drawings it is not to be limited to such details, since many changes and modifications may be made to the invention without departing



from the spirit and the scope thereof. Hence, it is described to cover any and all modifications and forms which may come within the language and the scope of the claims.

Swaddling Blanket and Pouch Combination

Element Designation

10	Swaddling Blanket and Pouch Combination	10
12	Swaddling Blanket	
14	Pouch Attachment Area	
16	Upper Edge	
18	Lower Edge	
20	Right Pouch Border Attachment Mark	15
22	Left Pouch Border Attachment Mark	
24		
26		
28	Right Blanket Flap	
30	Inner Edge	
32	Outer Edge	
34	Upper Edge	20
36	Lower Edge	
38	Inner Surface	
40	Outer Surface	
42		
44		
46	Left Blanket Flap	25
48	Inner Edge	
50	Outer Edge	
52	Upper Edge	
54	Lower Edge	
56	Inner Surface	
58	Outer Surface	30
60	Centered Radiused Apex	
62	Off-Centered Radiused Apex	
64		
66		
68		
70	Pouch	35
72	Inner Section	
74	Outer Section	
76	Open Upper End	
78	Closeable Lower End	
80	Closeable Side End	
82	Right Side	40
84	Left Side	
86	Attachment Means	
88	Hook and Loop Fasteners	
90	Male/Female Detents	
92	Buttons	
94	Zipper	45
95	Drawstring	
96	Infant Head Cover	
98	Elastic Band	
100	Infant	

The invention claimed is:

**[1.** A swaddling blanket and pouch combination (SBPC) comprising:

- a) said swaddling blanket having an inner surface and an outer surface, wherein the inner surface has a marked pouch attachment area from where laterally extends a right blanket flap and a left blanket flap, wherein the left blanket flap has a longitudinal length that is less than the longitudinal length of the right blanket flap, and
- b) said pouch having an inner surface with means for being removably attached to the marked pouch attachment area, an outer surface, an open upper end and a lower end having means for being opened and closed to allow a diaper to be easily removed and replaced or to take a rectal temperature, wherein said means for removably attaching the inner surface of said pouch to the marked pouch attachment area located on said

swaddling blanket is selected from the group consisting of hook and loop fasteners, male and female detents and buttons, wherein to utilize said SBPC the left blanket flap is initially wrapped around the outer surface of said pouch, which is then followed by wrapping the right blanket flap over and around the left blanket flap.]

**[2.** A swaddling blanket and pouch combination (SBPC) comprising:

- a) said swaddling blanket having an inner surface and an outer surface, wherein the inner surface has a marked pouch attachment area from where laterally extends a right blanket flap and a left blanket flap, wherein the left blanket flap has a longitudinal length that is less than the longitudinal length of the right blanket flap, and
- b) said pouch having an inner surface with means for being removably attached to the marked pouch attachment area, an outer surface, an open upper end and a lower end having means for being opened and closed to allow a diaper to be easily removed and replaced or to take a rectal temperature, an infant head cover that is removably attached to the open upper end of said pouch by means of hook and loop fasteners, male and female detents and buttons, wherein to utilize said SBPC the left blanket flap is initially wrapped around the outer surface of said pouch, which is then followed by wrapping the right blanket flap over and around the left blanket flap.]

**[3.** A swaddling blanket and pouch combination (SBPC) comprising:

- A. said swaddling blanket comprising:
  - a) a pouch attachment area having:
    - (1) an upper edge,
    - (2) a lower edge,
    - (3) a right pouch border attachment mark, and
    - (4) a left pouch border attachment mark,
  - b) a right blanket flap having:
    - (1) an inner edge that is integral with the right pouch border attachment mark,
    - (2) an outer edge,
    - (3) an upper edge,
    - (4) a lower edge,
    - (5) an inner surface and
    - (6) an outer surface,
  - c) a left blanket flap having:
    - (1) an inner edge that is integral with the left pouch border attachment mark,
    - (2) an outer edge,
    - (3) an upper edge,
    - (4) a lower edge,
    - (5) an inner surface and
    - (6) an outer surface, wherein the longitudinal length of said left blanket flap is less than the longitudinal length of said right blanket flap,
- B. said pouch having:
  - a) an inner section that is dimensioned to be attached by an attachment means to the area bordered by the right and left pouch border attachment marks located on said swaddling blanket,
  - b) an integrally attached outer section,
  - c) an open upper end,
  - d) a closeable lower end and side end,
  - e) a right side, and
  - g) a left side, wherein to utilize said SBPC the left blanket flap commencing from the left pouch border attachment mark is wrapped sequentially around said



pouch's inner section, the left side, the outer section and with the outer edge of the left blanket flap attached by an attachment means to the right side of said pouch, likewise, the right blanket flap is wrapped sequentially around the left blanket flap that is attached to the right side of said pouch, around the outer and left side section of said pouch with the outer edge of the right blanket flap attached by the attachment means to the left blanket flap that is attached to the inner section of said pouch, wherein said pouch is dimensioned to allow an infant to be placed into said pouch, with the infant's arms located internally within said pouch or with the infant's arms located externally to said pouch.]

[4. The swaddling blanket and pouch combination as specified in claim 3 wherein said pouch has a length that preferably places the open upper end of said pouch adjacent to the chest area of an infant and the lower end of said pouch adjacent to the lower edge of said swaddling blanket.]

[5. The swaddling blanket and pouch combination as specified in claim 4 wherein said pouch is made of a resilient, soft material that applies a comforting pressure around the infant.]

[6. The swaddling blanket and pouch combination as specified in claim 5 wherein the resilient, soft material is selected from the group consisting of cotton, spandex, stretch denim, stretch vinyl and stretch velvet.]

[7. The swaddling blanket and pouch combination as specified in claim 3 wherein said means for attaching the inner section of said pouch to the pouch attachment area on said swaddling blanket is selected from the group consisting of hook and loop fasteners, male and female detents, and buttons.]

[8. The swaddling blanket and pouch combination as specified in claim 3 wherein the closeable lower end of said pouch further comprises an opening and closing means that extends along the lower end of said pouch and continuous partially along either the right or the left side of said pouch, wherein the opening and closing means allows said pouch to be opened to allow a soiled diaper to be easily removed and replaced or to take a rectal temperature.]

[9. The swaddling blanket and pouch combination as specified in claim 8 wherein the means for opening and closing said pouch means is selected from the group consisting of hook and loop fasteners, male and female detents, a zipper and a drawstring.]

[10. The swaddling blanket and pouch combination as specified in claim 3 wherein said pouch further comprises an infant head cover that is removably attached to and extends from the open upper end of said pouch.]

[11. The swaddling blanket and pouch combination as specified in claim 10 wherein said infant head cover is removably attached to the upper end of said pouch or to the upper edge of said blanket by an attachment means that is selected from the group consisting of hook and loop fasteners, male and female detents and buttons.]

[12. The swaddling blanket and pouch combination as specified in claim 10 wherein said infant head cover is made of a resilient, soft material that is selected from the group consisting of cotton, spandex, stretch denim, stretch vinyl and stretch velvet.]

[13. The swaddling blanket and pouch combination as specified in claim 3 wherein:

- a) the upper edges of the right and left blanket flaps are angled downward from the respective upper edge of said blanket, and

- b) the lower edges of the right and left blanket flaps are angled upward from the respective lower edge of said blanket, wherein the right and left blanket flaps terminate at an outer edge configured as a centered radiused apex.]

[14. The swaddling blanket and pouch combination as specified in claim 3 wherein the upper edges of the right and left blanket flaps are in respective alignment with the upper edge of said blanket, and the lower edges of the right and left blanket flaps are in respective alignment with the lower edge of said blanket.]

[15. The swaddling blanket and pouch combination as specified in claim 3 wherein:

- a) the upper edges of said right and left blanket flaps are in alignment with the respective upper edge of said blanket, and

- b) the lower edges of said right and left blanket flaps are angled upward from the respective lower edge of said blanket, wherein the right and left blanket flaps terminate in an outer edge configured as an off-centered radiused apex.]

[16. The swaddling blanket and pouch combination as specified in claim 3 wherein:

- a) the upper edges of said right and left blanket flaps are angled downward from the respective upper edge of said blanket, and

- b) the lower edges of said right and left blanket flaps are in alignment with the respective lower edge of said blanket, wherein the right and left blanket flaps terminate at an outer edge configured as an off-centered radiused apex.]

[17. The swaddling blanket and pouch combination as specified in claim 3 wherein said swaddling blanket is made of a material that is selected from the group consisting of wool, cotton, and waterproof nylon.]

18. A swaddle comprising:

*a blanket having an outer perimeter; and*

*a closable portion made of resilient material that aids in maintaining a comfortable pressure on an infant, the closable portion configured to apply the comfortable pressure to the torso and arms of the infant, the closable portion comprising:*

*an upper portion having a horizontal upper edge,*

*a lower portion having a horizontal lower edge,*

*a front side,*

*a back side,*

*a right side,*

*a left side, and*

*a recloseable portion comprising vertically oriented fasteners configured to be secured,*

*wherein the blanket and the closable portion are configured to be removably attached, wherein the closable portion fits within the outer perimeter of the blanket when the closable portion is removably attached to the blanket,*

*wherein to utilize the swaddle, the blanket and the closable portion are removably attached, the closable portion applying comfortable pressure to the torso the infant, a first portion of the blanket is wrapped around a side of the infant and a side of the closable portion, then a second portion of the blanket is wrapped around the other side of the infant and the other side of the closable portion, wherein the second portion of the blanket is configured to overlap and be attached by one or more hook and loop fasteners to the first portion of the blanket.*



## 11

19. The swaddle as specified in claim 18 wherein the closable portion is sized and configured such that, when in use, the upper portion of the closable portion is near the chest area of the infant.

20. The swaddle as specified in claim 18 wherein the closable portion comprises a stretch material.

21. The swaddle as specified in claim 18 wherein the closable portion comprises spandex.

22. The swaddle as specified in claim 18 wherein the vertically oriented fasteners comprise hook and loop fasteners.

23. The swaddle as specified in claim 18 wherein the recloseable portion comprises fasteners that extend along the lower end of the closable portion and continuous partially along either the right or the left side of the closable portion.

24. The swaddle as specified in claim 23 wherein the fasteners comprise hook and loop fasteners.

25. The swaddle as specified in claim 18 wherein the blanket comprises an upper blanket portion having a horizontal upper edge and a lower blanket portion having a horizontal lower edge.

26. The swaddle as specified in claim 18 wherein the blanket and the closable portion are configured to be removably attached with hook and loop fasteners.

27. The swaddle as specified in claim 18 wherein the blanket and the closable portion are configured to be removably attached in an attachment area, the attachment area extending vertically.

## 12

28. The swaddle as specified in claim 18 wherein at least one edge of the blanket is angled downward.

29. The swaddle as specified in claim 18 wherein the blanket is rectangular.

30. The swaddle as specified in claim 18 wherein at least one edge of the blanket is angled upward.

31. The swaddle as specified in claim 18 wherein the blanket terminates at an outer edge configured as an off-centered radiused apex.

32. The swaddle as specified in claim 18 wherein the blanket comprise a waterproof material.

33. The swaddle as specified in claim 18 wherein the blanket and the closable portion are configured to be removably attached in an attachment area configured to be positioned along the back of the infant.

34. The swaddle as specified in claim 18 wherein the blanket comprises vertical sides.

35. The swaddle as specified in claim 18 wherein the blanket comprises rounded corners.

36. The swaddle as specified in claim 18 wherein the blanket and the closable portion comprise different materials.

37. The swaddle as specified in claim 18 wherein the closable portion is configured to allow a diaper to be easily changed.

\* \* \* \* \*