

US00RE48272E

(19) **United States**  
(12) **Reissued Patent**  
**Matsumura et al.**

(10) **Patent Number:** **US RE48,272 E**  
(45) **Date of Reissued Patent:** **\*Oct. 20, 2020**

(54) **AUDIO CODING/DECODING METHOD AND APPARATUS USING EXCESS QUANTIZATION INFORMATION**

(52) **U.S. Cl.**  
CPC ..... **G10L 19/032** (2013.01)

(58) **Field of Classification Search**  
CPC ..... G10L 19/032  
See application file for complete search history.

(71) Applicant: **Sony Corporation**, Tokyo (JP)

(72) Inventors: **Yuuki Matsumura**, Saitama (JP); **Shiro Suzuki**, Kanagawa (JP); **Keisuke Toyama**, Kanagawa (JP); **Mitsuyuki Hatanaka**, Kanagawa (JP); **Yuhki Mitsufuji**, Tokyo (JP)

(56) **References Cited**

U.S. PATENT DOCUMENTS

5,774,844 A \* 6/1998 Akagiri ..... H04B 14/046  
704/215

5,966,688 A \* 10/1999 Nandkumar et al. .... 704/222

(Continued)

(73) Assignee: **SONY CORPORATION**, Tokyo (JP)

(\* ) Notice: This patent is subject to a terminal disclaimer.

*Primary Examiner* — Rachna S Desai

(74) *Attorney, Agent, or Firm* — Dentons US LLP

(21) Appl. No.: **15/434,964**

(57) **ABSTRACT**

(22) Filed: **Feb. 16, 2017**

There is provided an audio coding device which appropriately sets the quantization bit number by a small calculation amount in each stage when coding an input audio signal by performing multi-stage normalization/quantization. A quantization information calculation section determines total quantization information idw0, based on normalization information idsf, and allocates the total quantization information idw0 for quantization information idw1 and quantization information idw2. At this time, the quantization information calculation section limits the quantization information idw1 by a limiter lim1, and allocates the total quantization information idw0 for quantization information idw1. If the quantization information idw1 exceeds the limiter lim1, the excess is allocated for the quantization information idw2. A first normalization section and a first quantization section normalizes and quantizes a frequency spectrum mdspec1 in the first stage. A second normalization section and a second quantization section normalizes and quantizes a differential frequency spectrum mdspec2 in the second stage.

**Related U.S. Patent Documents**

Reissue of:

(64) Patent No.: **8,521,522**  
Issued: **Aug. 27, 2013**  
Appl. No.: **11/381,791**  
Filed: **May 5, 2006**

U.S. Applications:

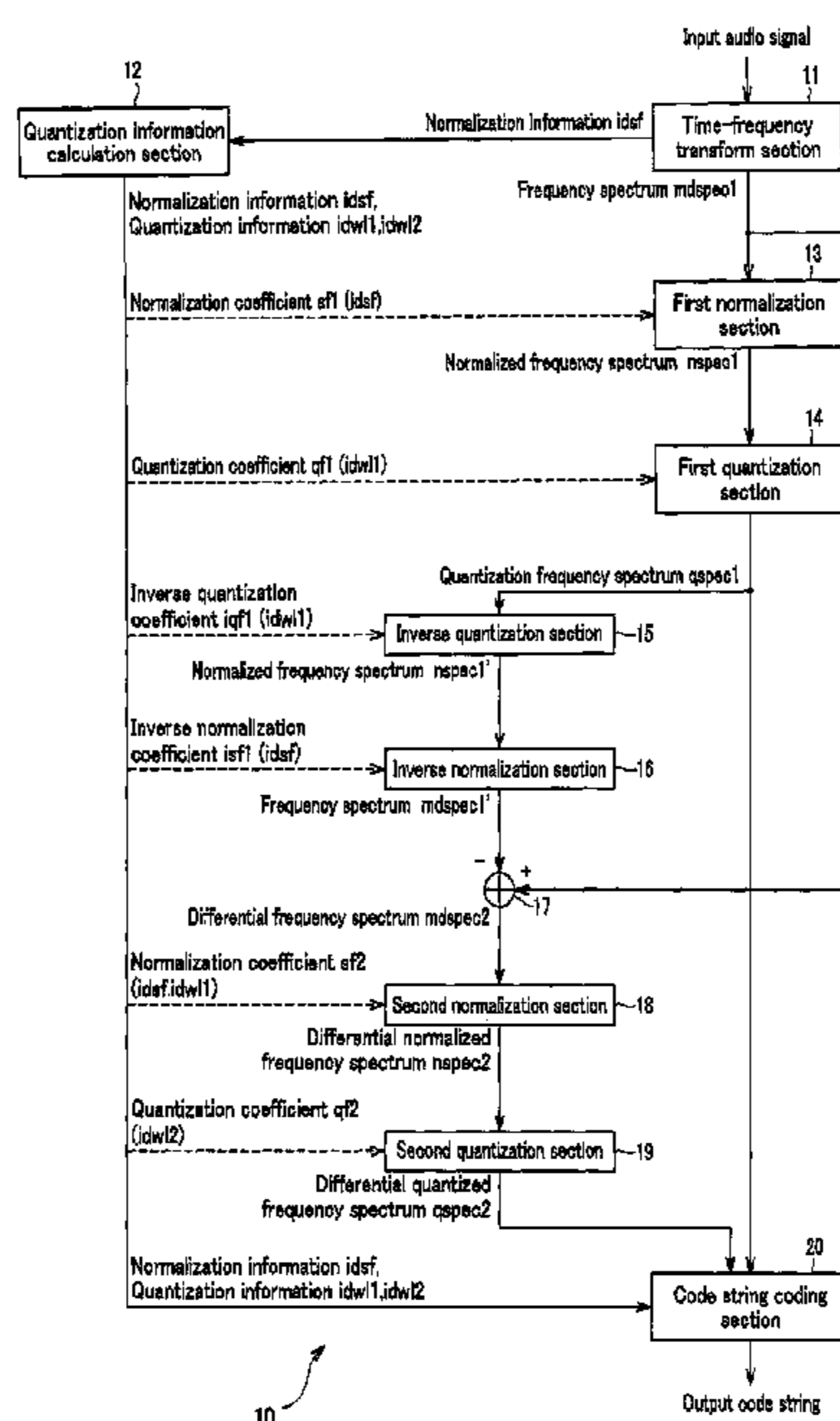
(63) Continuation of application No. 14/835,121, filed on Aug. 25, 2015, now Pat. No. Re. 46,388, which is an application for the reissue of Pat. No. 8,521,522.

(30) **Foreign Application Priority Data**

May 10, 2005 (JP) ..... P2005-137667

(51) **Int. Cl.**  
**H04B 14/06** (2006.01)  
**G10L 19/032** (2013.01)

**2 Claims, 18 Drawing Sheets**



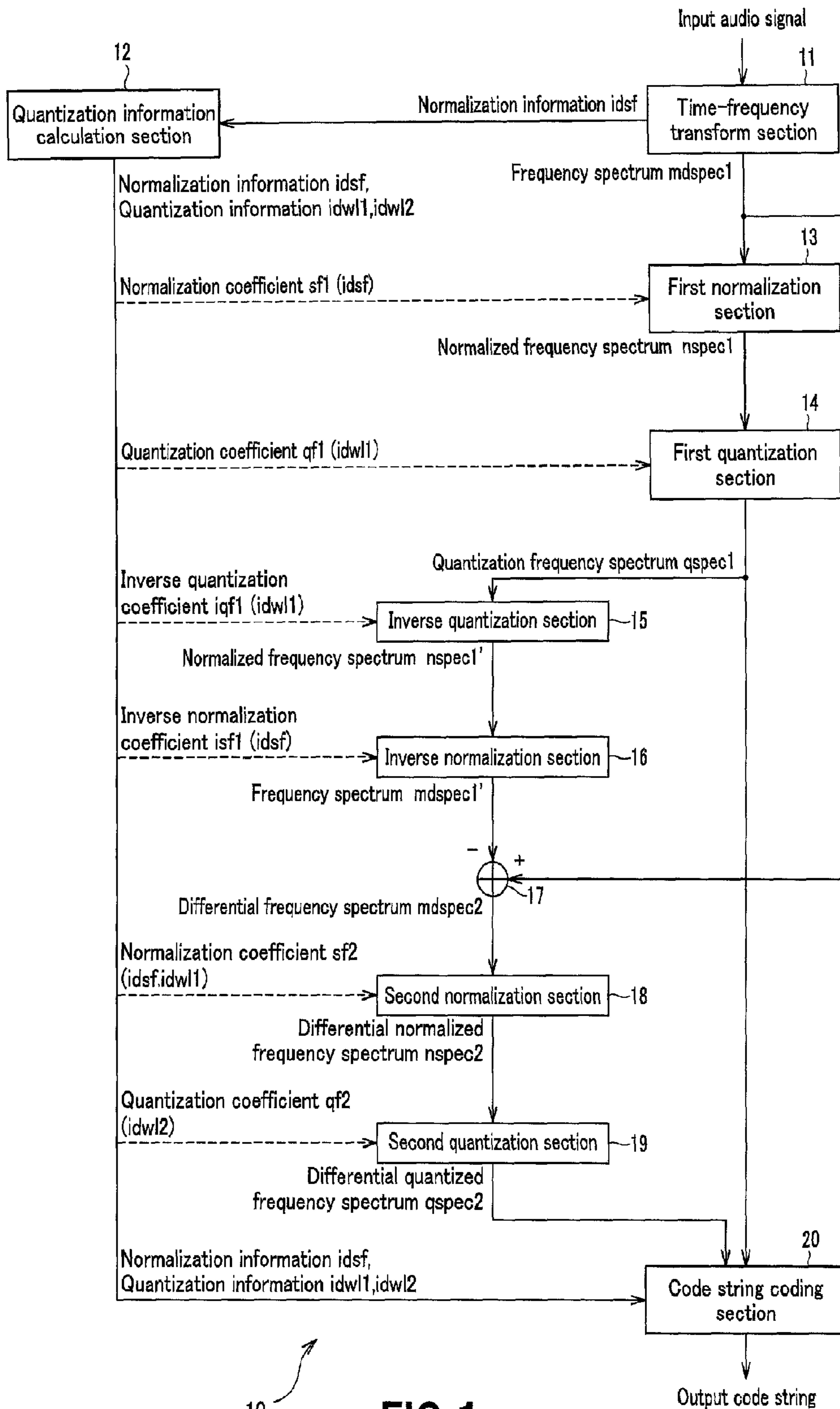
(56)

**References Cited**

U.S. PATENT DOCUMENTS

6,593,872 B2 \* 7/2003 Makino et al. .... 341/200  
6,826,526 B1 \* 11/2004 Norimatsu ..... G10L 19/038  
704/222  
6,871,106 B1 \* 3/2005 Ishikawa et al. .... 700/94  
6,904,404 B1 \* 6/2005 Norimatsu et al. ... G10L 19/032  
704/222  
7,212,973 B2 \* 5/2007 Toyama et al. .... 704/500  
7,283,967 B2 \* 10/2007 Nishio et al. .... 704/500  
7,406,412 B2 \* 7/2008 Vernon et al. .... 704/229  
8,090,577 B2 \* 1/2012 El-Maleh et al. .... 704/230  
2001/0047256 A1 \* 11/2001 Tsurushima et al. .... 704/200  
2002/0010577 A1 \* 1/2002 Matsumoto et al. .... 704/219  
2004/0002859 A1 \* 1/2004 Liu et al. .... 704/229  
2004/0024593 A1 \* 2/2004 Tsuji et al. .... G10L 19/032  
704/215  
2005/0075872 A1 \* 4/2005 Kikuri et al. .... 704/230

\* cited by examiner



10 **FIG. 1**

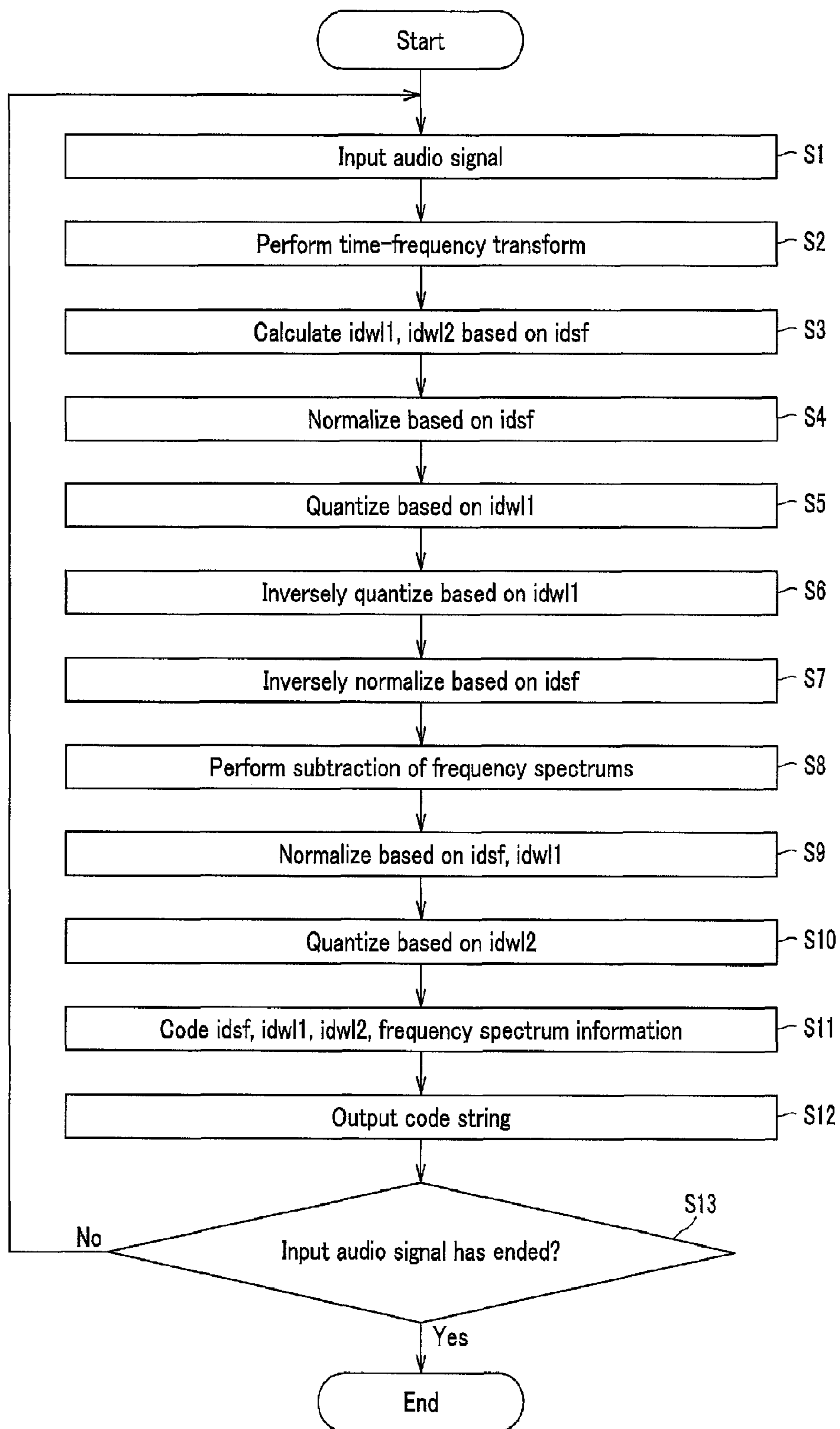


FIG.2

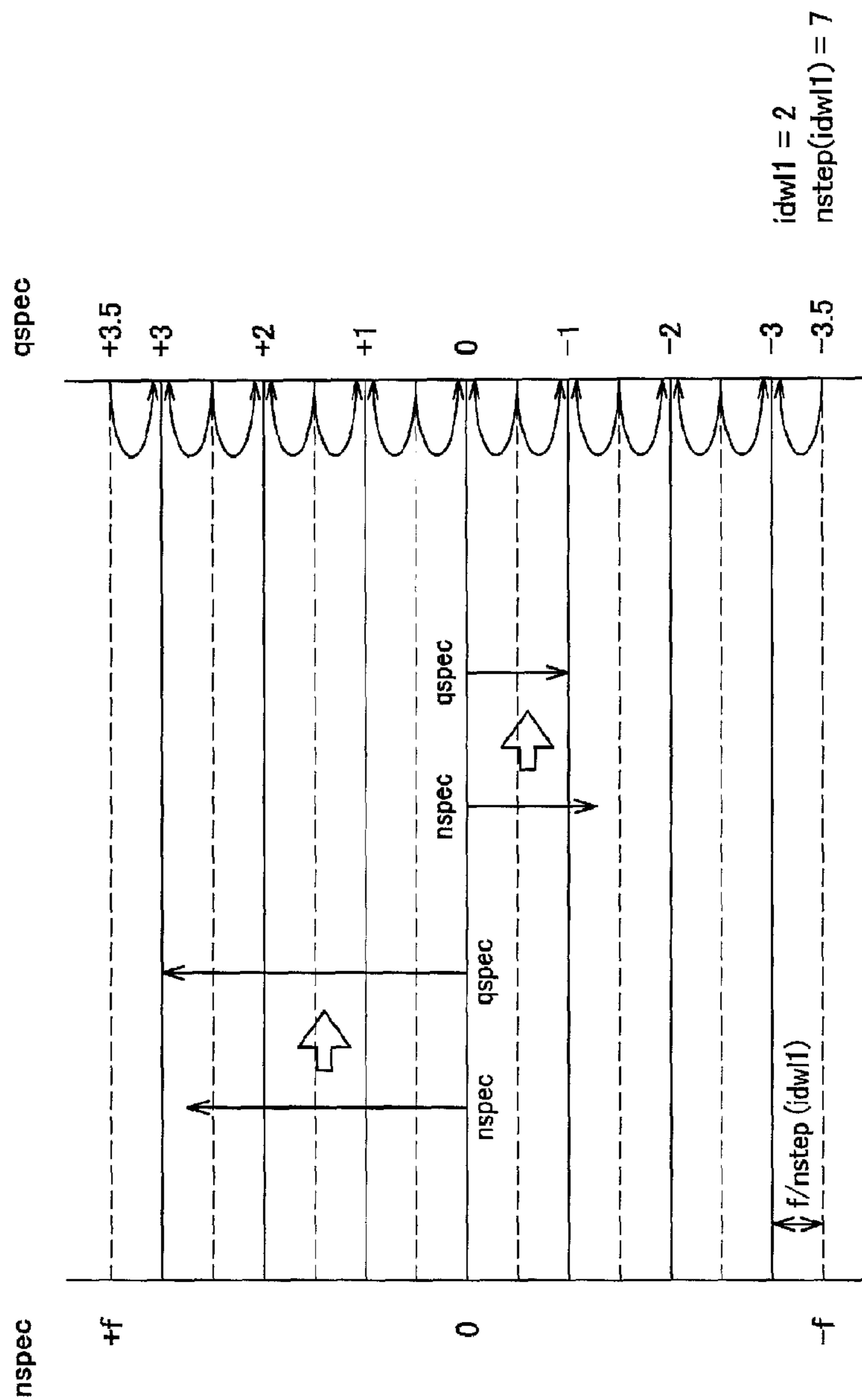


FIG.3

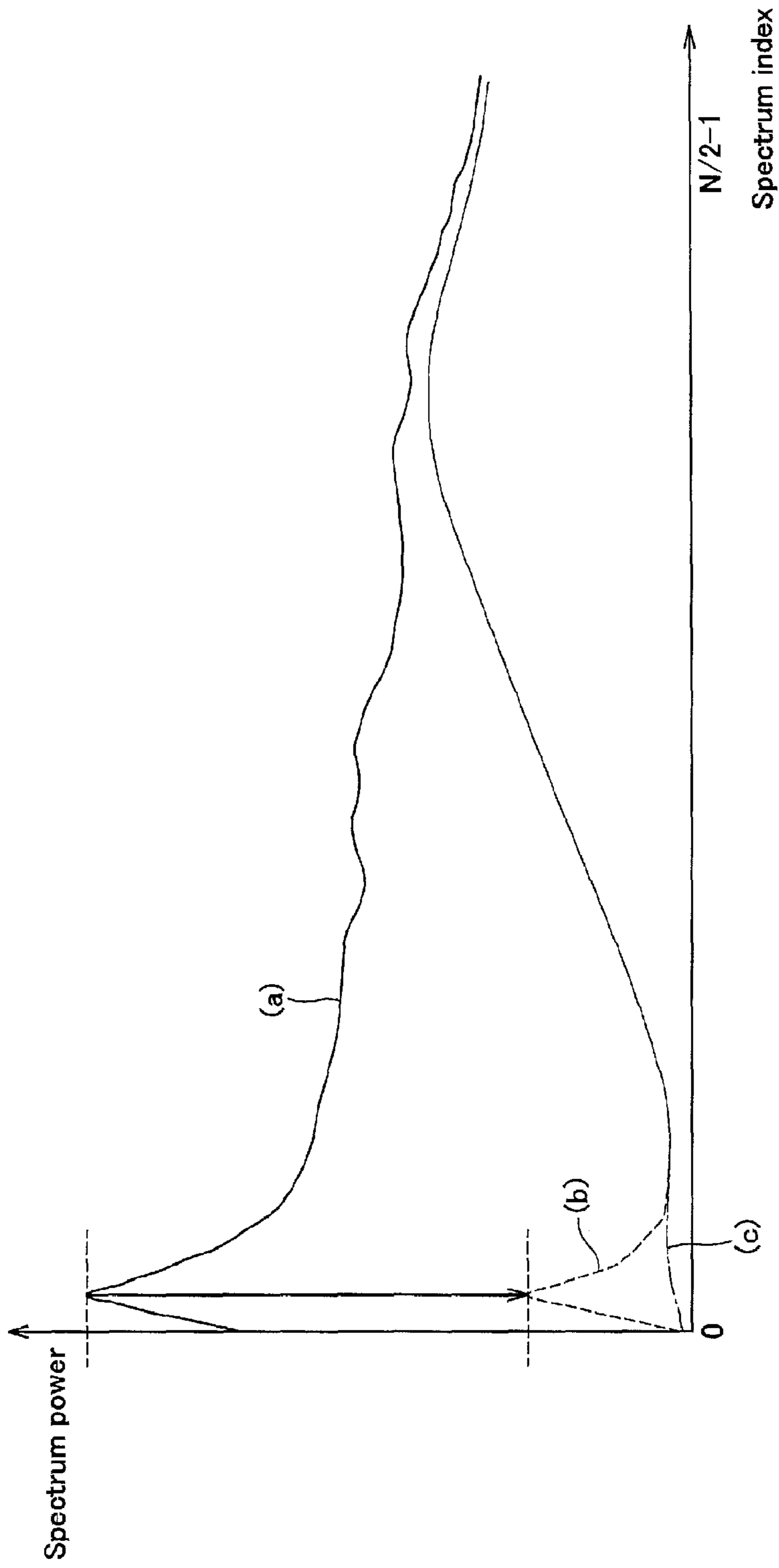


FIG.4

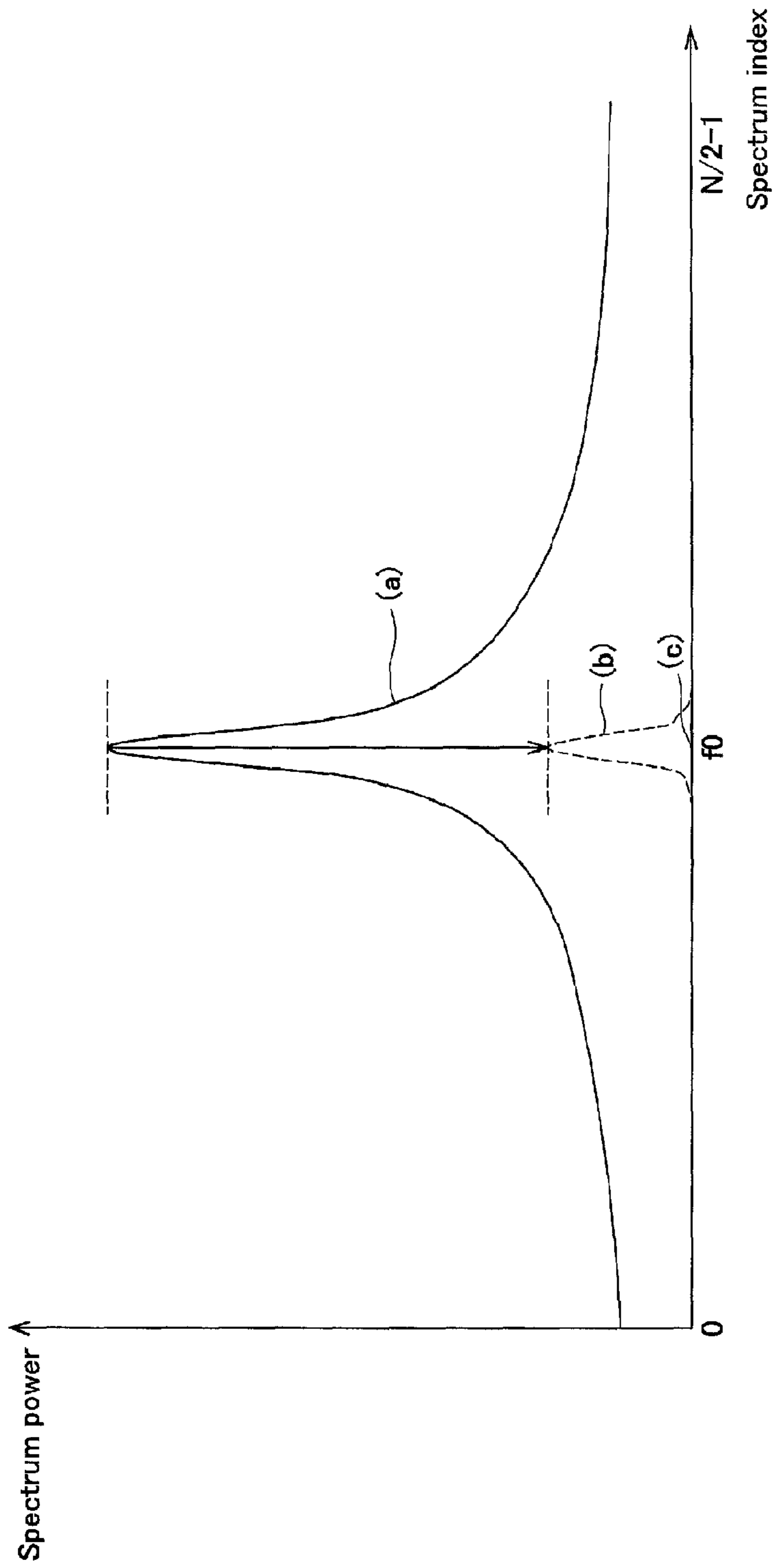


FIG. 5

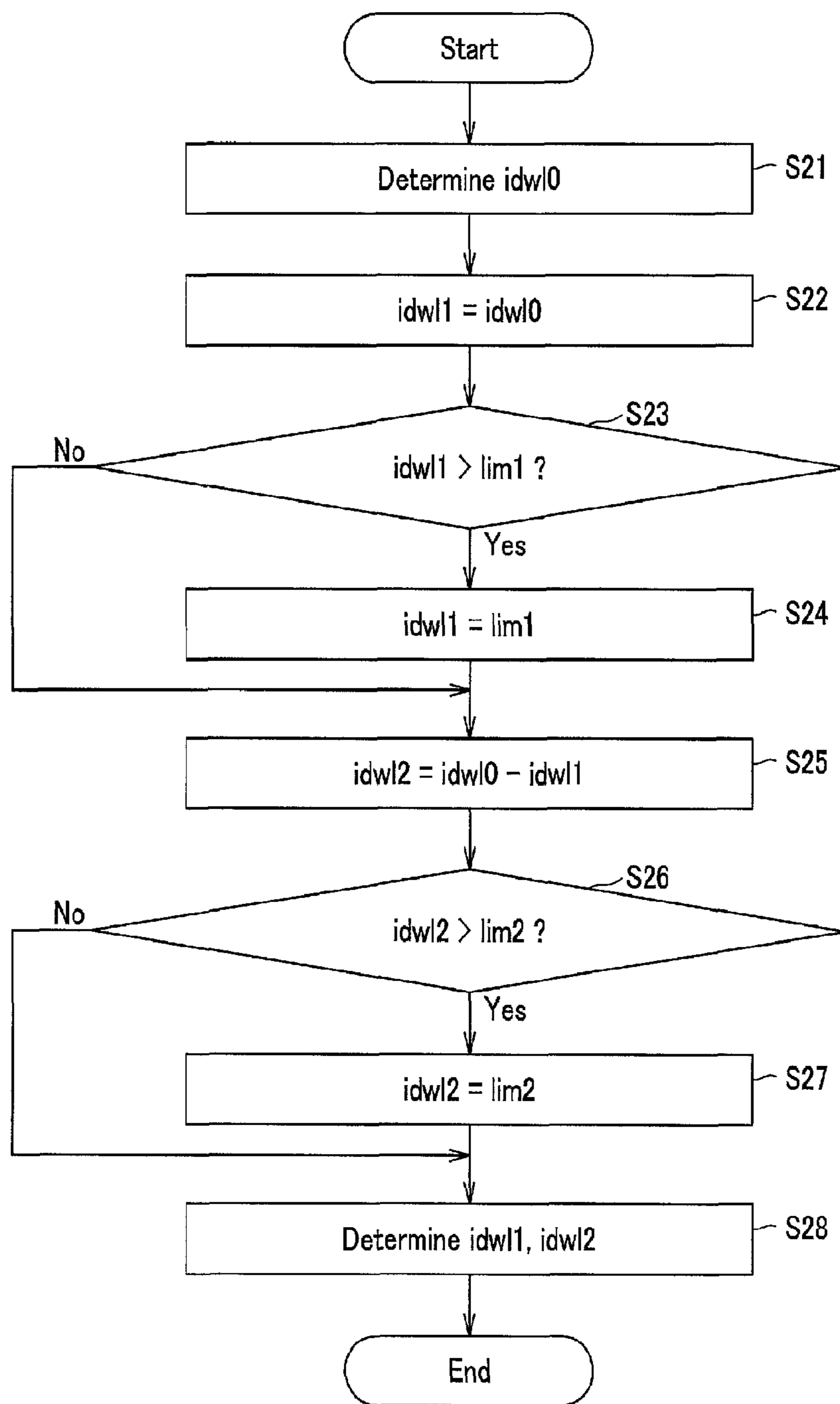


FIG. 6



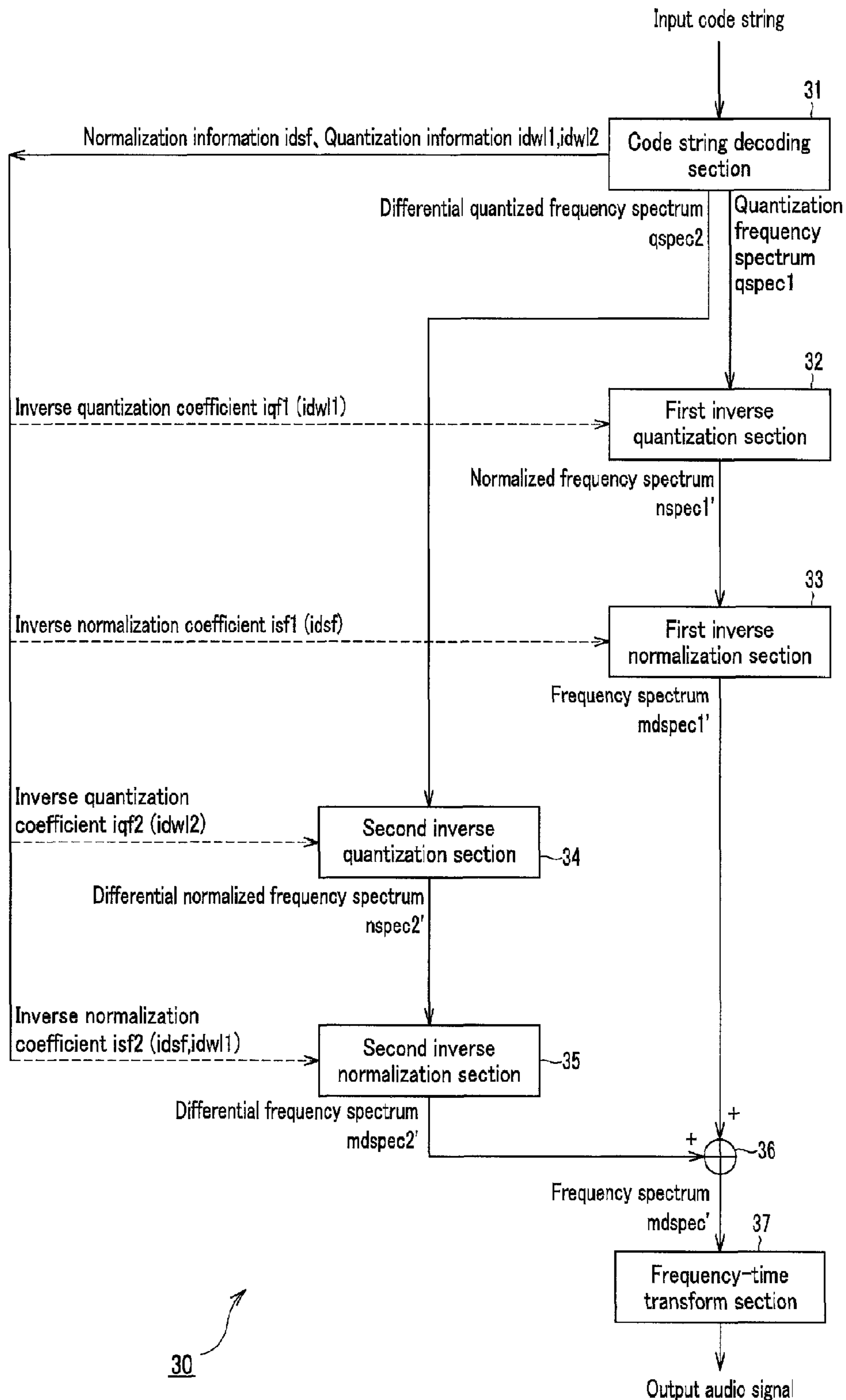


FIG.7

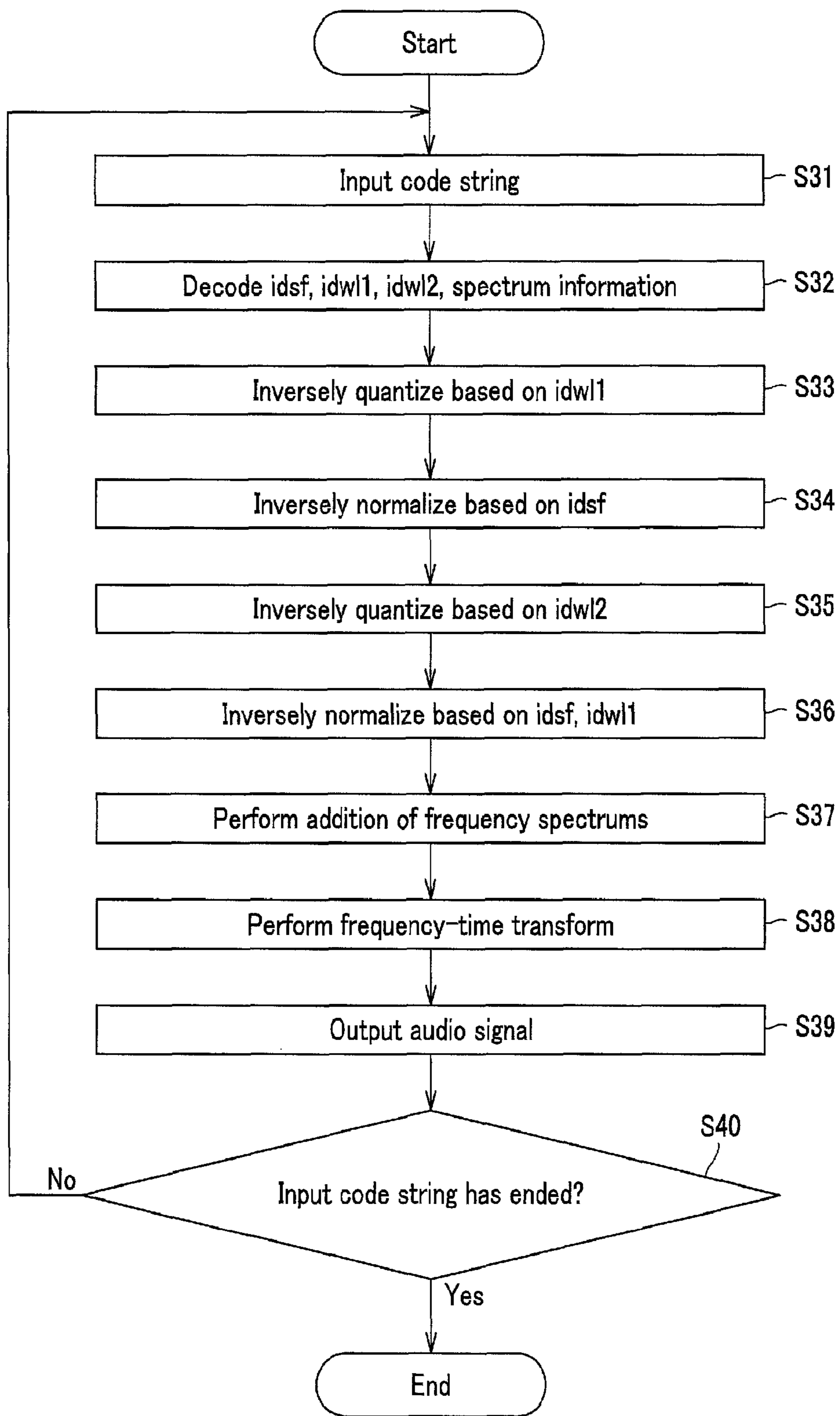


FIG.8

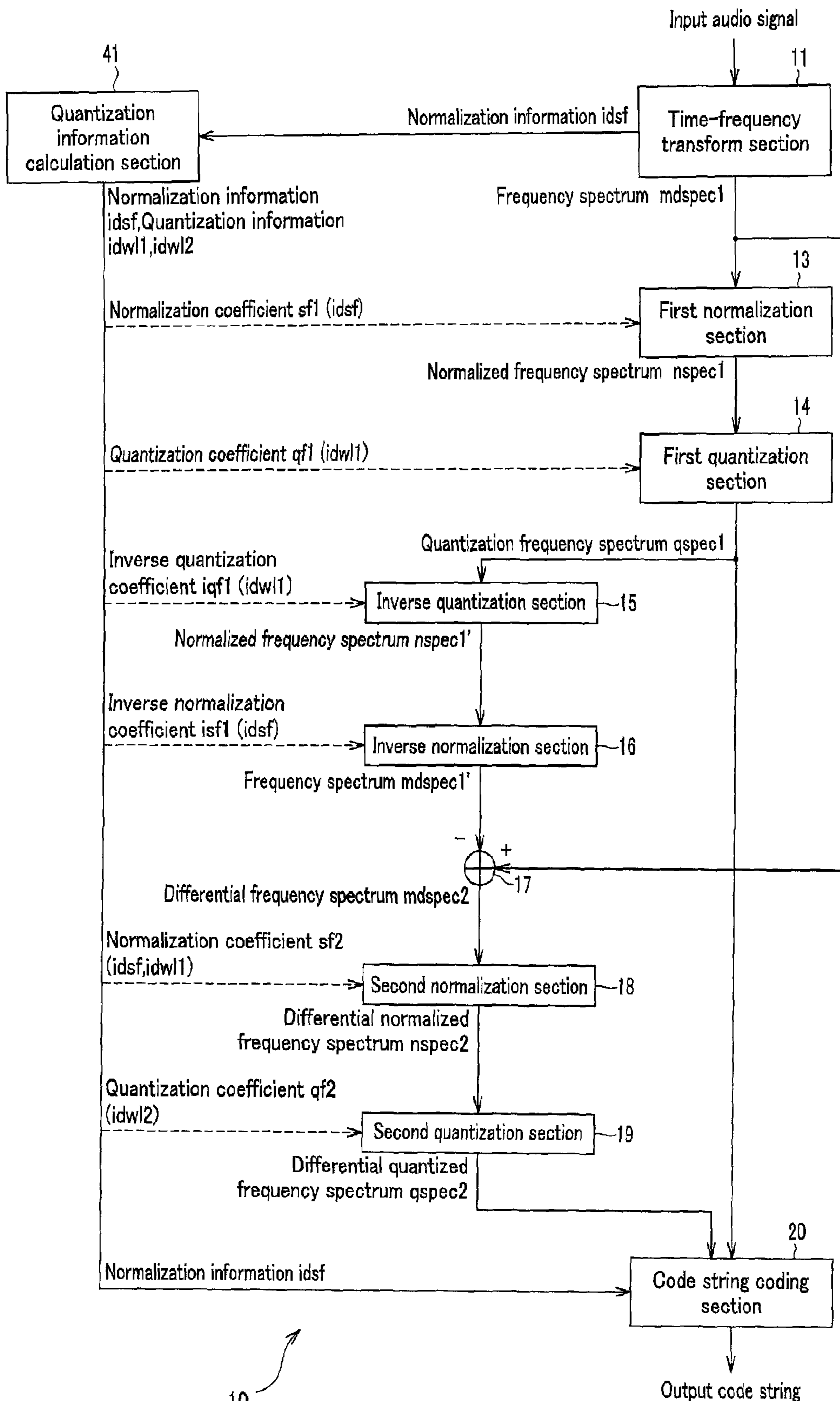
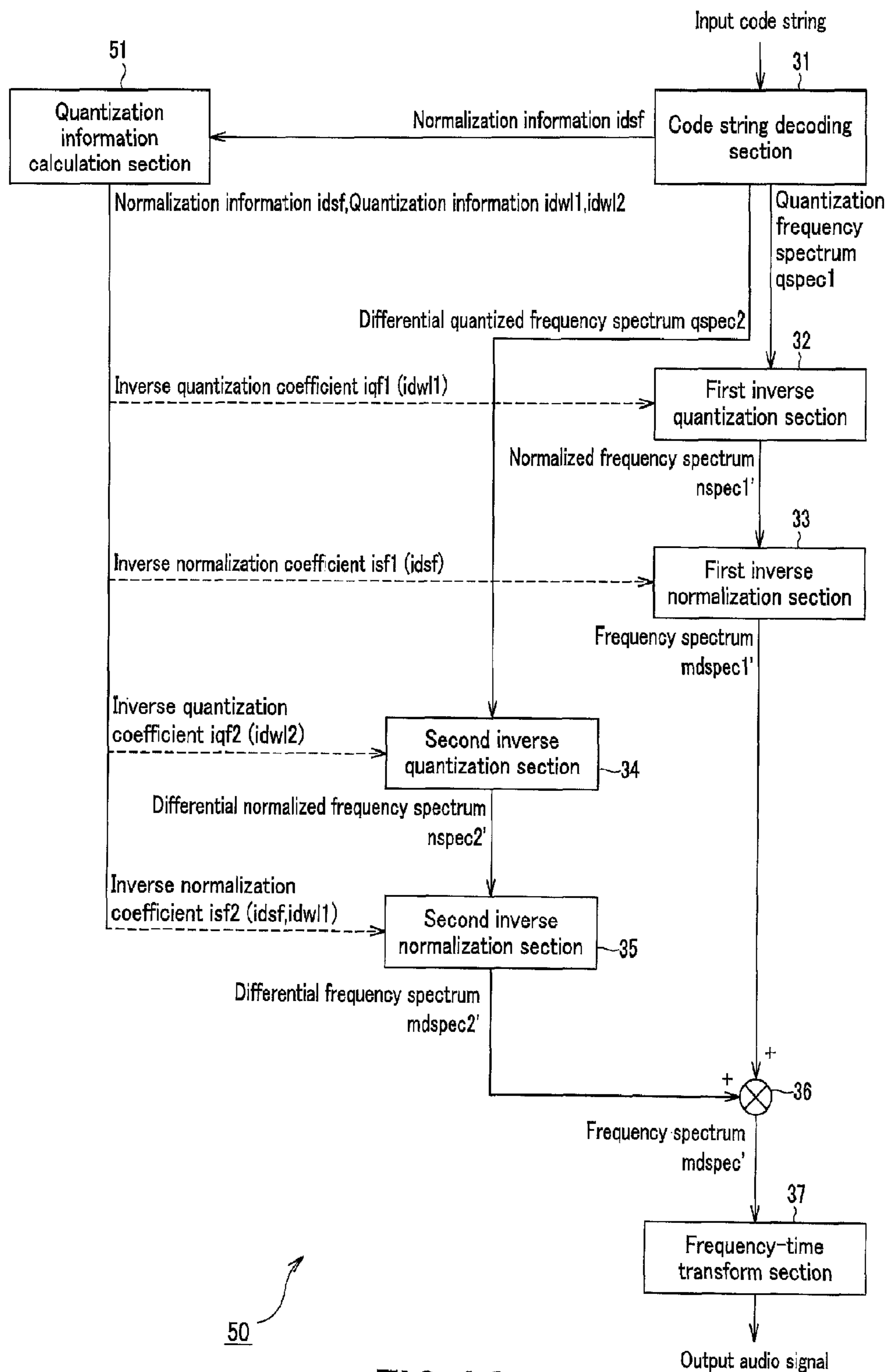


FIG.9



50

FIG. 10

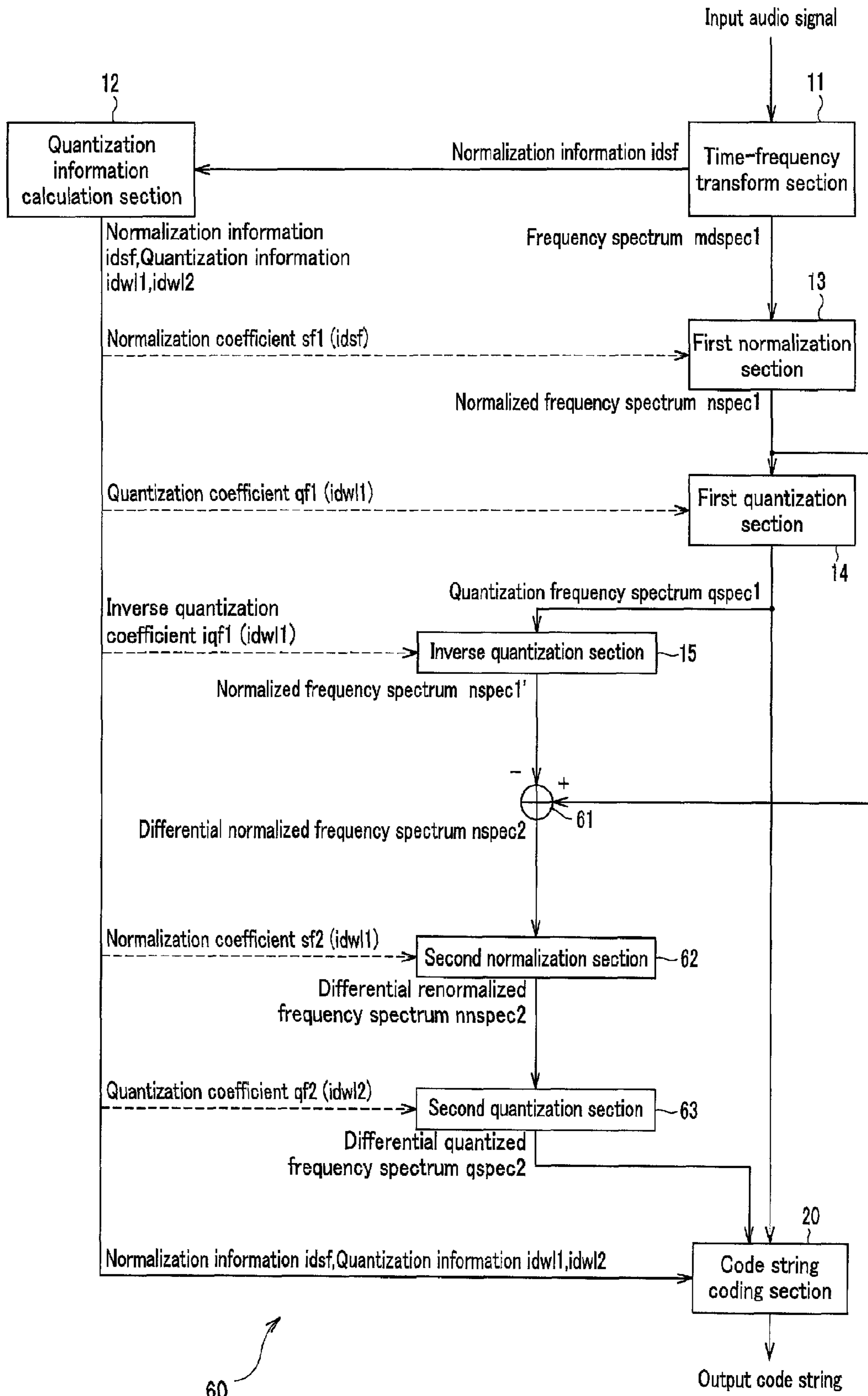


FIG. 11

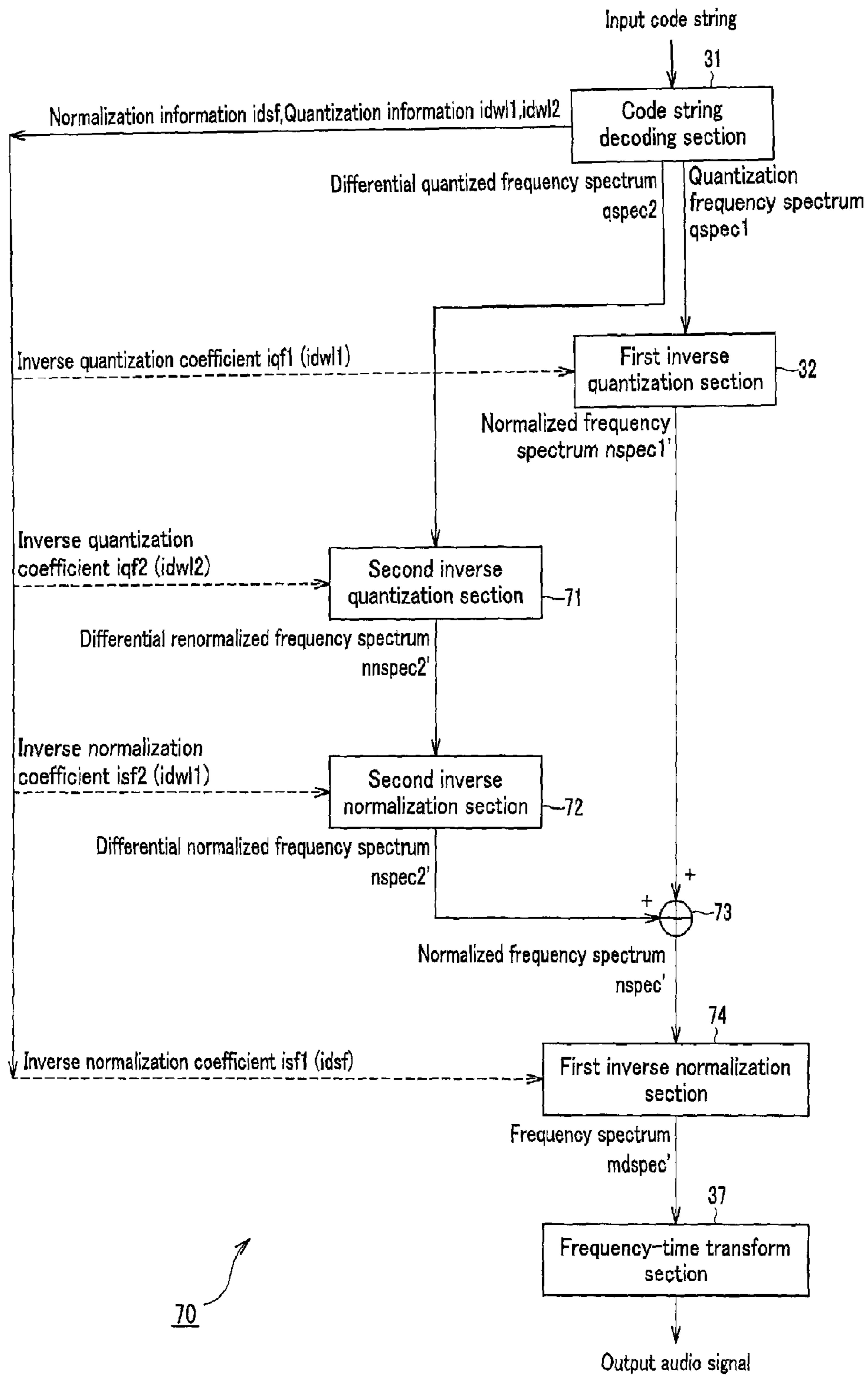


FIG. 12

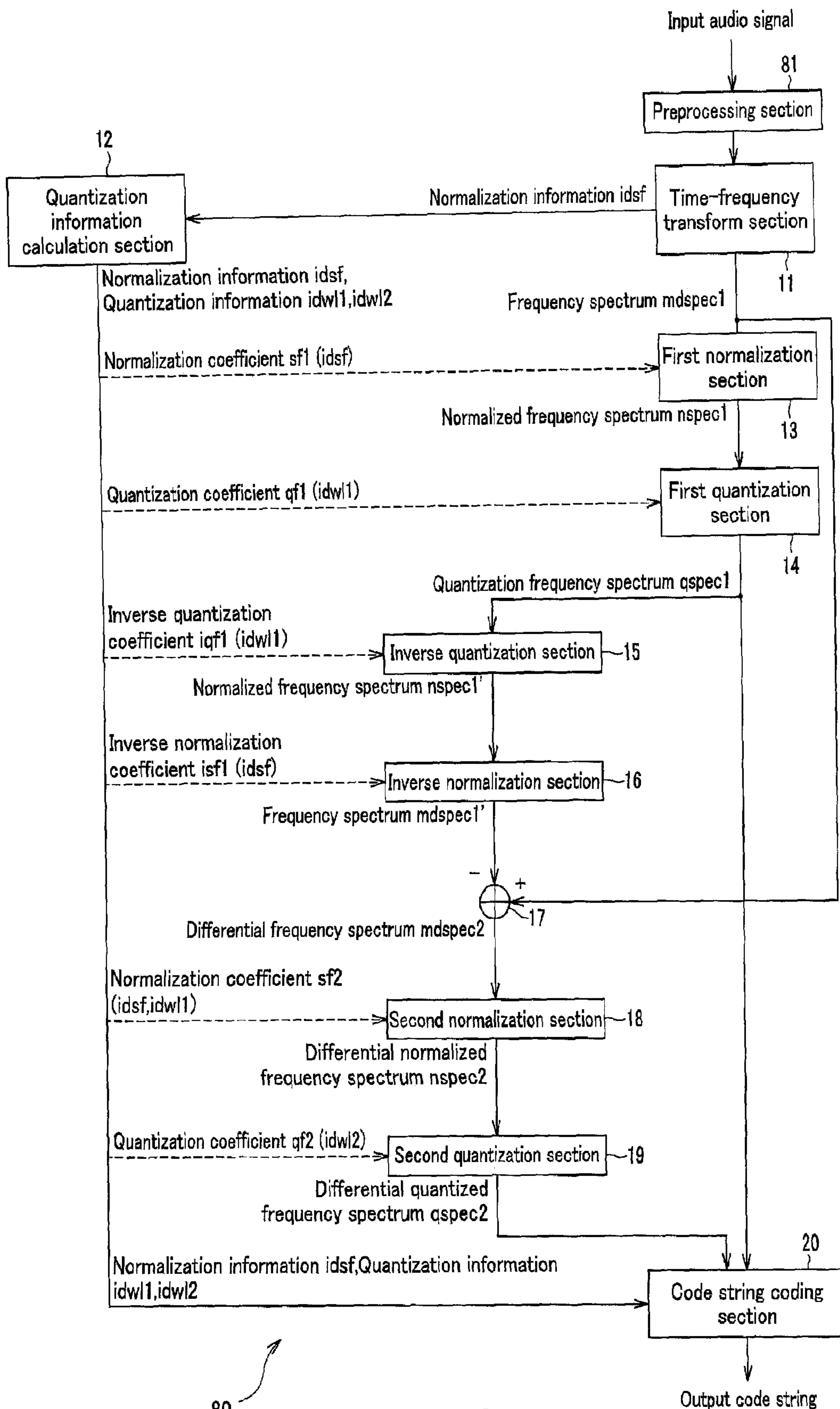


FIG. 13

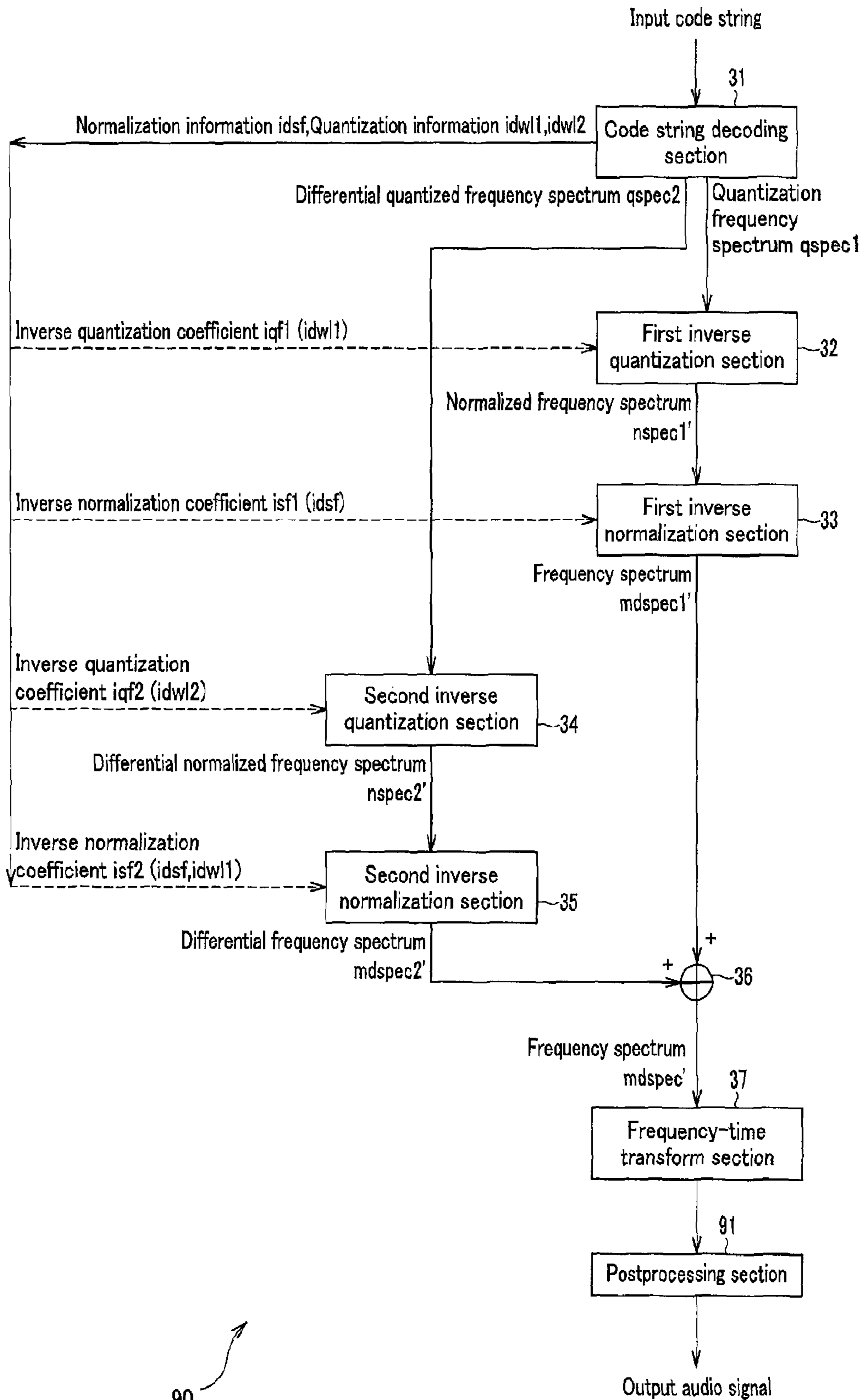


FIG. 14



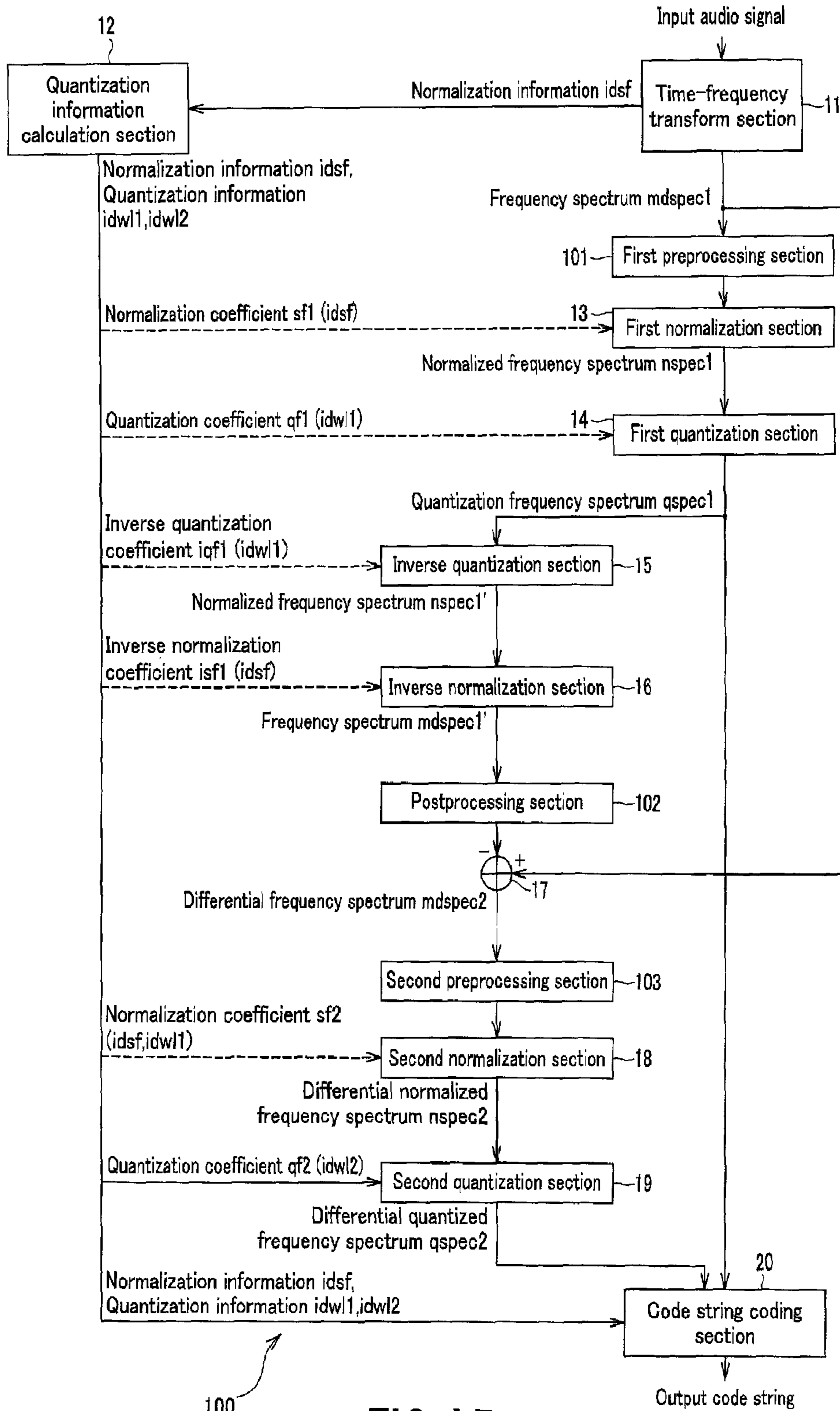


FIG. 15

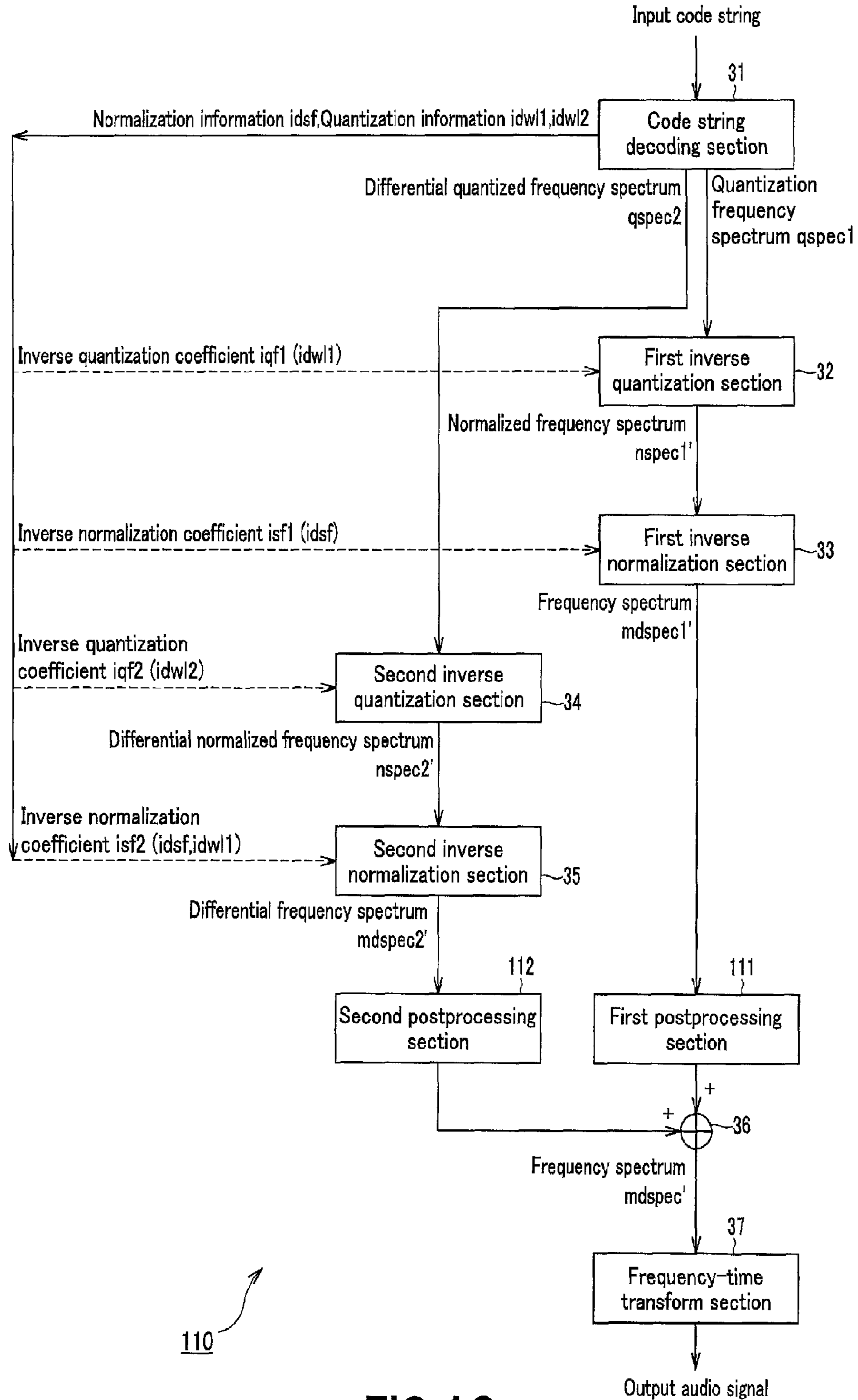


FIG. 16

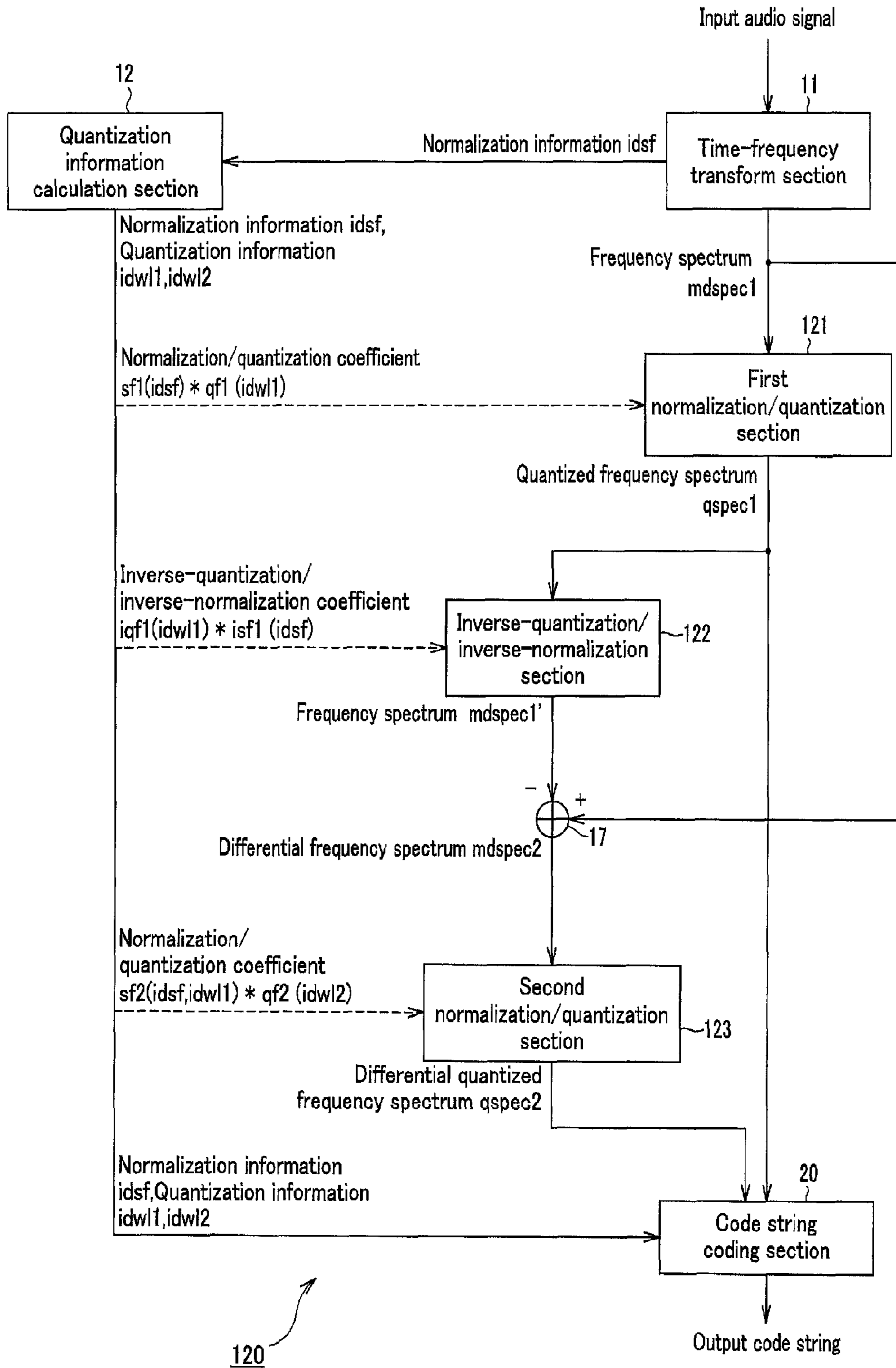


FIG. 17

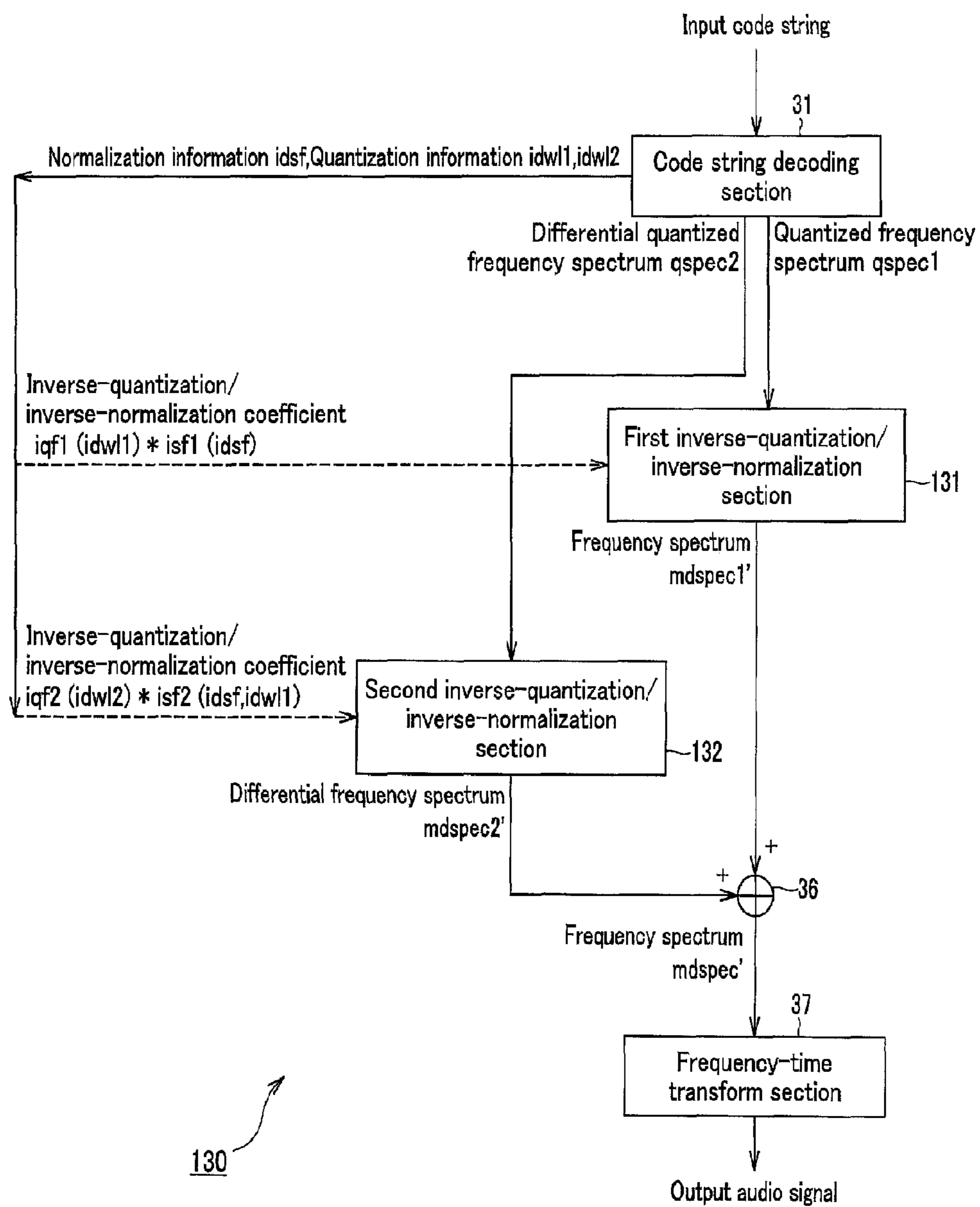


FIG. 18

**AUDIO CODING/DECODING METHOD AND  
APPARATUS USING EXCESS  
QUANTIZATION INFORMATION**

**Matter enclosed in heavy brackets [ ] appears in the original patent but forms no part of this reissue specification; matter printed in italics indicates the additions made by reissue; a claim printed with strikethrough indicates that the claim was canceled, disclaimed, or held invalid by a prior post-patent action or proceeding.**

CROSS REFERENCES TO RELATED  
APPLICATIONS

[The present invention contains subject matter related to Japanese Patent Application JP 2005-137667 filed in the Japanese Patent Office on May 10, 2005, the entire contents of which being incorporated herein by reference.] *This application is both a continuation application of reissue application U.S. application Ser. No. 14/835,121, filed on Aug. 25, 2015, now RE46,388 issued on May 2, 2017 and a reissue application of U.S. Pat. No. 8,521,522 issued on Aug. 27, 2013 which was U.S. application Ser. No. 11/381,791 filed on May 5, 2006, claiming benefit to Japanese Patent Application JP 2005-137667 filed in the Japanese Patent Office on May 10, 2005, the disclosures of all of which are incorporated herein by reference.*

BACKGROUND OF THE INVENTION

1. Field of the Invention

The present invention relates to an audio coding device and a method thereof by which an input audio signal is coded according to so-called transform coding and an obtained code string is transferred or recorded onto a recording medium, and also relates to an audio decoding device and a method thereof by which a code string transferred or read from a recording medium is decoded to obtain an output audio signal.

2. Description of the Related Art

There has been a known method in which spectrums obtained by performing time-frequency transform on an input audio signal are subjected to normalization/quantization and differential frequency spectrums as quantization errors are subjected again to normalization/quantization (see Patent Documents 1 and 2: Japanese Patent Publications No. 3227945 and No. 3227948). Quantization accuracy of the audio coding device can be improved by this method, and scalability can be realized to fit performance and use environment of the audio decoding device.

SUMMARY OF THE INVENTION

However, no method has been established yet at present to appropriately set the quantization bit number by a small calculation amount in each of multiple stages in case where multistage normalization/quantization is realized according to the known technology including the above patent publications.

The present invention has been proposed in view of the situation of known technology as described above. It is desirable to provide an audio coding device and a method thereof, which are capable of appropriately setting the quantization bit number in each stage by a small calculation amount when coding an input audio signal by performing multistage normalization/quantization, and an audio decod-

ing device and a method thereof, which obtain an output audio signal by decoding a code string obtained by the audio coding device.

According to an embodiment of the present invention, there is provided an audio coding device including: a time-frequency transform means for performing time-frequency transform on an input audio signal to generate a frequency spectrum; quantization information calculation means for generating total quantization information indicating a quantization bit number on the basis of predetermined normalization information, and for allocating the total quantization information, to generate first quantization information and second quantization information each indicating a quantization bit number; a first normalization means for normalizing the frequency spectrum for every frequency component by use of a first normalization coefficient corresponding to the normalization information, to generate a normalized frequency spectrum; a first quantization means for linearly quantizing the normalized frequency spectrum by use of a first quantization coefficient corresponding to the first quantization information, to generate a quantized frequency spectrum; a subtraction means for subtracting, from the frequency spectrum, a frequency spectrum obtained by inversely quantizing and inversely normalizing the quantized frequency spectrum, to generate a differential frequency spectrum; a second normalization means for normalizing the differential frequency spectrum by use of a second normalization coefficient corresponding to the normalization information and the first quantization information, to generate a differential normalized frequency spectrum; a second quantization means for linearly quantizing the differential normalized frequency spectrum by use of a second quantization coefficient corresponding to the second quantization information, to generate a differential quantized frequency spectrum; and a code string coding means for coding the normalization information, the first quantization information, the second quantization information, the quantized frequency spectrum, and the differential quantized frequency spectrum, to output a code string, wherein the quantization information calculation means sets a predetermined limit to the first quantization information, allocates the total quantization information for the first quantization information, and allocates an excess beyond the predetermined limit, for the second quantization information, to generate the first quantization information and the second quantization information.

According to an embodiment of the present invention, there is provided an audio coding method including: a time-frequency transform step of performing time-frequency transform on an input audio signal to generate a frequency spectrum; a quantization information calculation step of generating total quantization information indicating a quantization bit number on the basis of predetermined normalization information, and of allocating the total quantization information, to generate first quantization information and second quantization information each indicating a quantization bit number; a first normalization step of normalizing the frequency spectrum for every frequency component by use of a first normalization coefficient corresponding to the normalization information, to generate a normalized frequency spectrum; a first quantization step of linearly quantizing the normalized frequency spectrum by use of a first quantization coefficient corresponding to the first quantization information, to generate a quantized frequency spectrum; a subtraction step of subtracting, from the frequency spectrum, a frequency spectrum obtained by inversely quantizing and inversely normalizing the quan-

3

tized frequency spectrum, to generate a differential frequency spectrum; a second normalization step of normalizing the differential frequency spectrum by use of a second normalization coefficient corresponding to the normalization information and the first quantization information, to generate a differential normalized frequency spectrum; a second quantization step of linearly quantizing the differential normalized frequency spectrum by use of a second quantization coefficient corresponding to the second quantization information, to generate a differential quantized frequency spectrum; and a code string coding step of coding the normalization information, the first quantization information, the second quantization information, the quantized frequency spectrum, and the differential quantized frequency spectrum, to output a code string, wherein in the quantization information calculation step, a predetermined limit is set to the first quantization information, the total quantization information is allocated for the first quantization information, and an excess beyond the predetermined limit is allocated for the second quantization information, to generate the first quantization information and the second quantization information.

According to an embodiment of the present invention, there is provided an audio coding device including: a time-frequency transform means for performing time-frequency transform on an input audio signal, to generate a frequency spectrum; a quantization information calculation means for generating total quantization information indicating a quantization bit number on the basis of predetermined normalization information, and for allocating the total quantization information, to generate first quantization information and second quantization information each indicating a quantization bit number; a first normalization means for normalizing the frequency spectrum for every frequency component by use of a first normalization coefficient corresponding to the normalization information, to generate a normalized frequency spectrum; a first quantization means for linearly quantizing the normalized frequency spectrum by use of a first quantization coefficient corresponding to the first quantization information, to generate a quantized frequency spectrum; a subtraction means for subtracting, from the frequency spectrum, a frequency spectrum obtained by inversely quantizing and inversely normalizing the quantized frequency spectrum, to generate a differential frequency spectrum; a second normalization means for normalizing the differential frequency spectrum by use of a second normalization coefficient corresponding to the normalization information and the first quantization information, to generate a differential normalized frequency spectrum; a second quantization means for linearly quantizing the differential normalized frequency spectrum by use of a second quantization coefficient corresponding to the second quantization information, to generate a differential quantized frequency spectrum; and a code string coding means for coding the normalization information, the quantized frequency spectrum, and the differential quantized frequency spectrum, to output a code string, wherein the quantization information calculation means sets a predetermined limit to the first quantization information, allocates the total quantization information for the first quantization information, and allocates an excess beyond the predetermined limit, for the second quantization information, to generate the first quantization information and the second quantization information.

According to an embodiment of the present invention, there is provided an audio coding method including: a time-frequency transform step of performing time-fre-

4

quency transform on an input audio signal to generate a frequency spectrum; a quantization information calculation step of generating total quantization information indicating a quantization bit number on the basis of predetermined normalization information, and of allocating the total quantization information, to generate first quantization information and second quantization information each indicating a quantization bit number; a first normalization step of normalizing the frequency spectrum for every frequency component by use of a first normalization coefficient corresponding to the normalization information, to generate a normalized frequency spectrum; a first quantization step of linearly quantizing the normalized frequency spectrum by use of a first quantization coefficient corresponding to the first quantization information, to generate a quantized frequency spectrum; a subtraction step of subtracting, from the frequency spectrum, a frequency spectrum obtained by inversely quantizing and inversely normalizing the quantized frequency spectrum, to generate a differential frequency spectrum; a second normalization step of normalizing the differential frequency spectrum by use of a second normalization coefficient corresponding to the normalization information and the first quantization information, to generate a differential normalized frequency spectrum; a second quantization step of linearly quantizing the differential normalized frequency spectrum by use of a second quantization coefficient corresponding to the second quantization information, to generate a differential quantized frequency spectrum; and a code string coding step of coding the normalization information, the quantized frequency spectrum, and the differential quantized frequency spectrum, to output a code string, wherein in the quantization information calculation step, a predetermined limit is set to the first quantization information, the total quantization information is allocated for the first quantization information, and an excess beyond the predetermined limit is allocated for the second quantization information, to generate the first quantization information and the second quantization information.

According to an embodiment of the present invention, there is provided an audio coding device including: a time-frequency transform means for performing time-frequency transform on an input audio signal to generate a frequency spectrum; a quantization information calculation means for generating total quantization information indicating a quantization bit number on the basis of predetermined normalization information, and for allocating the total quantization information, to generate first quantization information and second quantization information each indicating a quantization bit number; a first normalization means for normalizing the frequency spectrum for every frequency component by use of a first normalization coefficient corresponding to the normalization information, to generate a normalized frequency spectrum; a first quantization means for linearly quantizing the normalized frequency spectrum by use of a first quantization coefficient corresponding to the first quantization information, to generate a quantized frequency spectrum; a subtraction means for subtracting, from the normalized frequency spectrum, a normalized frequency spectrum obtained by inversely quantizing the quantized frequency spectrum, to generate a differential normalized frequency spectrum; a second normalization means for normalizing the differential normalized frequency spectrum by use of a second normalization coefficient corresponding to the first quantization information, to generate a differential renormalized frequency spectrum; a second quantization means for linearly quantizing the differential renormalized

5

frequency spectrum by use of a second quantization coefficient corresponding to the second quantization information, to generate a differential quantized frequency spectrum; and a code string coding means for coding the normalization information, the first quantization information, the second quantization information, the quantized frequency spectrum, and the differential quantized frequency spectrum, to output a code string, wherein the quantization information calculation means sets a predetermined limit to the first quantization information, allocates the total quantization information for the first quantization information, and allocates an excess beyond the predetermined limit, for the second quantization information, to generate the first quantization information and the second quantization information.

According to an embodiment of the present invention, there is provided an audio coding method including: a time-frequency transform step of performing time-frequency transform on an input audio signal to generate a frequency spectrum; a quantization information calculation step of generating total quantization information indicating a quantization bit number on the basis of predetermined normalization information, and of allocating the total quantization information, to generate first quantization information and second quantization information each indicating a quantization bit number; a first normalization step of normalizing the frequency spectrum for every frequency component by use of a first normalization coefficient corresponding to the normalization information, to generate a normalized frequency spectrum; a first quantization step of linearly quantizing the normalized frequency spectrum by use of a first quantization coefficient corresponding to the first quantization information, to generate a quantized frequency spectrum; a subtraction step of subtracting, from the normalized frequency spectrum, a normalized frequency spectrum obtained by inversely quantizing the quantized frequency spectrum, to generate a differential normalized frequency spectrum; a second normalization step of normalizing the differential normalized frequency spectrum by use of a second normalization coefficient corresponding to the first quantization information, to generate a differential renormalized frequency spectrum; a second quantization step of linearly quantizing the differential renormalized frequency spectrum by use of a second quantization coefficient corresponding to the second quantization information, to generate a differential quantized frequency spectrum; and a code string coding step of coding the normalization information, the first quantization information, the second quantization information, the quantized frequency spectrum, and the differential quantized frequency spectrum, to output a code string, wherein in the quantization information calculation step, a predetermined limit is set to the first quantization information, the total quantization information is allocated for the first quantization information, and an excess beyond the predetermined limit is allocated for the second quantization information, to generate the first quantization information and the second quantization information.

According to an embodiment of the present invention, there is provided an audio decoding device including: a code string decoding means for decoding an input code string, to generate normalization information, a quantized frequency spectrum, and a differential quantized frequency spectrum; a quantization information calculation means for generating total quantization information indicating a quantization bit number on the basis of the normalization information, and for allocating the total quantization information, to generate

6

first quantization information and second quantization information each indicating a quantization bit number; a first inverse quantization means for linearly inversely quantizing the quantized frequency spectrum by use of a first inverse quantization coefficient corresponding to the first quantization information, to generate a normalized frequency spectrum; a first inverse normalization means for inversely normalizing the normalized frequency spectrum by use of a first inverse normalization coefficient corresponding to the normalization information, to generate a frequency spectrum; a second inverse quantization means for linearly inversely quantizing the differential quantized frequency spectrum by use of a second inverse quantization coefficient corresponding to the second quantization information, to generate a differential normalized frequency spectrum; a second inverse normalization means for inversely normalizing the differential normalized frequency spectrum by use of a second inverse normalization coefficient corresponding to the normalization information and the first quantization information, to generate a differential frequency spectrum; an addition means for adding up the frequency spectrum and the differential frequency spectrum; and a frequency-time transform means for performing frequency-time transform on a frequency spectrum obtained by the addition means, to generate an output audio signal, wherein the quantization information calculation means sets a predetermined limit to the first quantization information, allocates the total quantization information for the first quantization information, and allocates an excess beyond the predetermined limit, for the second quantization information, to generate the first quantization information and the second quantization information.

According to an embodiment of the present invention, there is provided an audio decoding method including: a code string decoding step of decoding an input code string, to generate normalization information, a quantized frequency spectrum, and a differential quantized frequency spectrum; a quantization information calculation step of generating total quantization information indicating a quantization bit number on the basis of the normalization information, and of allocating the total quantization information, to generate first quantization information and second quantization information each indicating a quantization bit number; a first inverse quantization step of linearly inversely quantizing the quantized frequency spectrum by use of a first inverse quantization coefficient corresponding to the first quantization information, to generate a normalized frequency spectrum; a first inverse normalization step of inversely normalizing the normalized frequency spectrum by use of a first inverse normalization coefficient corresponding to the normalization information, to generate a frequency spectrum; a second inverse quantization step of linearly inversely quantizing the differential quantized frequency spectrum by use of a second inverse quantization coefficient corresponding to the second quantization information, to generate a differential normalized frequency spectrum; a second inverse normalization step of inversely normalizing the differential normalized frequency spectrum by use of a second inverse normalization coefficient corresponding to the normalization information and the first quantization information, to generate a differential frequency spectrum; an addition step of adding up the frequency spectrum and the differential frequency spectrum; and a frequency-time transform step of performing frequency-time transform on a frequency spectrum obtained by the addition step, to generate an output audio signal, wherein in the quantization information calculation step, a predeter-

mined limit is set to the first quantization information, the total quantization information is allocated for the first quantization information, and an excess beyond the predetermined limit is allocated for the second quantization information, to generate the first quantization information and the second quantization information.

In the audio coding device and the method thereof according to the embodiments of the present invention as well as the audio decoding device and the method thereof according to the embodiments of the present invention, an input audio signal is coded by performing multi-stage normalization/quantization, to generate a code string. When the code string is decoded to obtain an output audio signal, the quantization bit number in each stage can be appropriately set with a small calculation amount.

#### BRIEF DESCRIPTION OF THE DRAWINGS

FIG. 1 is a diagram showing schematic structure of an audio coding device according to the first embodiment;

FIG. 2 is a flowchart showing a procedure of coding processing in the audio coding device;

FIG. 3 is a graph showing an example of quantization processing in a first quantization section in the audio coding device;

FIG. 4 is a graph showing examples of a spectral envelope curve before quantization and a noise floor after quantization;

FIG. 5 is a graph showing other examples of a spectral envelope curve before quantization and a noise floor after quantization;

FIG. 6 is a flowchart showing a procedure of processing in a quantization information calculation section in the audio coding device;

FIG. 7 is a diagram showing schematic structure of an audio decoding device corresponding to the audio coding device shown in FIG. 1;

FIG. 8 is a flowchart showing a procedure of decoding processing in the audio decoding device;

FIG. 9 is a diagram showing schematic structure of an audio coding device according to the second embodiment;

FIG. 10 is a diagram showing schematic structure of an audio decoding device corresponding to the audio coding device shown in FIG. 9;

FIG. 11 is a diagram showing schematic structure of an audio coding device according to the third embodiment;

FIG. 12 is a diagram showing schematic structure of an audio decoding device corresponding to the audio coding device shown in FIG. 11;

FIG. 13 is a diagram showing schematic structure of an audio coding device according to the fourth embodiment;

FIG. 14 is a diagram showing schematic structure of an audio decoding device corresponding to the audio coding device shown in FIG. 13;

FIG. 15 is a diagram showing another example of schematic structure of an audio coding device according to the fourth embodiment;

FIG. 16 is a diagram showing schematic structure of an audio decoding device corresponding to the audio coding device shown in FIG. 15;

FIG. 17 is a diagram showing further another example of schematic structure of an audio coding device according to the fourth embodiment; and

FIG. 18 is a diagram showing schematic structure of an audio decoding device corresponding to the audio coding device shown in FIG. 17.

#### DETAILED DESCRIPTION OF THE PREFERRED EMBODIMENTS

Embodiments to which the present invention is applied will now be specifically described below with reference to the drawings. In the embodiments, the present invention is applied to an audio coding device and a method thereof by which two-stage normalization/quantization is performed on frequency spectrums obtained by subjecting an input audio signal to time-frequency transform, to generate a code string. The present invention is also applied to an audio decoding device and a method thereof by which the code string is decoded to obtain an output audio signal.

[First Embodiment]

At first, FIG. 1 shows schematic structure of the audio coding device according to the first embodiment. FIG. 2 shows a flowchart of a procedure of coding processing in the audio coding device 10 shown in FIG. 1. Referring to FIG. 1, the flowchart of FIG. 2 will now be described below.

In step S1 in FIG. 2, a time-frequency transform section 11 is inputted with an audio signal (e.g., PCM (Pulse Code Modulation) data) for every predetermined unit time (frame). In step S2, the time-frequency transform section 11 performs time-frequency transform on the input audio signal, to generate a frequency spectrum mdspec1. For example, if modified discrete cosine transform (MDCT) is used as the time-frequency transform, an audio signal of N samples are transferred into MDCT coefficients of N/2 samples. The time-frequency transform section 11 supplies a first normalization section 13 and a subtraction section 17 with the frequency spectrum mdspec1 as well as a quantization information calculation section 12 with normalization information idsf.

Next in step S3, based on the normalization information idsf, the quantization information calculation section 12 determines quantization information idw11 expressing a quantization bit number to quantize the frequency spectrum mdspec1 and quantization information idw12 expressing another quantization bit number for quantization in the second stage described later. The processing to determine quantization information idw11 and idw12 based on the normalization information idsf and the like in the quantization information calculation section 12 will be described in more details later.

In subsequent step S4, the first normalization section 13 normalizes the frequency spectrum mdspec1 by use of a normalization coefficient sf1 (idsf) corresponding to normalization information idsf, as expressed by the following equation (1):

$$nspec1 = mdspec1 \times sf1(idsf) \quad (1)$$

The first normalization section 13 supplies a first quantization section 14 with an obtained normalized frequency spectrum nspec1. By this processing, the frequency spectrum mdspec1 is normalized to a range of  $\pm f \in R$ . The relationship between the normalization information idsf and the normalization coefficient sf1(idsf) is expressed as shown in the table 1 below.

TABLE 1

	idsf									
	0	...	14	15	16	17	18	...	30	31
1/ sf1(idsf)	1/ 32768	...	1/2	1	2	4	8	...	32768	65536

In subsequent step S5, the first quantization section 14 quantizes the normalized frequency spectrum nspec1 by use



of a quantization coefficient  $qf1(idw11)$  corresponding to quantization information  $idw11$ . The first quantization section **14** supplies an inverse quantization section **15** and a code string coding section **20** with a quantized frequency spectrum  $qspec1$  obtained. For example, if linear quantization is performed as shown in FIG. 3, the quantized frequency spectrum  $qspec1$  is obtained as expressed below by the following equation (2):

$$qspec1 = (\text{int})(\text{floor}(nspec1 \times qf1(idw11)) + 0.5) \quad (2)$$

By this processing, the normalization frequency spectrum  $nspec1$  is quantized to a quantized frequency spectrum  $qspec1$  having step number expressed by a quantization step width  $nstep(idw11)$ . The relationship between the quantization information  $idw11$ , quantization step width  $nstep(idw11)$ , and quantization coefficient  $qf1(idw11)$  is expressed as shown in the table 2 below.

TABLE 2

	idw11						...	
	...	2	3	4	5	6		7
nstep (idw11)	...	3(±1)	7(±3)	15(±7)	31(±15)	63(±31)	127(±63)	...
qf1 (idw11)	...	1.5	3.5	7.5	15.5	31.5	63.5	...

In subsequent step **S6**, the inverse quantization section **15** inversely quantizes the quantized frequency spectrum  $qspec1$  by use of an inverse quantization coefficient  $iqf1(idw11)$  corresponding to quantization information  $idw11$ , as expressed below by the following equation (3):

$$nspec1' = qspec1 \times iqf1(idw11) \quad (3)$$

The inverse quantization section **15** supplies an inverse normalization section **16** with an obtained normalization frequency spectrum  $nspec1'$ . The relationship between the quantization coefficient  $qf1(idw11)$  and the inverse quantization coefficient  $iqf1(idw11)$  is expressed below by the equation (4):

$$iqf1(idw11) = 1/qf1(idw11) \quad (4)$$

In subsequent step **S7**, the inverse normalization section **16** inversely normalizes the normalized frequency spectrum  $nspec1'$  by use of an inverse normalization coefficient  $isf1(idsf)$  corresponding to the normalization information  $idsf$ , as expressed below by the following equation (5):

$$mdspec1' = nspec1' \times isf1(idsf) \quad (5)$$

The inverse normalization section **16** supplies the subtraction section **17** with an obtained frequency spectrum  $mdspec1'$ . The relationship between the normalization coefficient  $sfl(idsf)$  and the inverse normalization coefficient  $isf1(idsf)$  is expressed below by the equation (6):

$$isf1(idsf) = 1/sfl(idsf) \quad (6)$$

In subsequent step **S8**, the subtraction section **17** subtracts the frequency spectrum  $mdspec1'$  from the frequency spectrum  $mdspec1$ , as expressed by the following equation (7):

$$mdspec2 = mdspec1 - mdspec1' \quad (7)$$

The subtraction section **17** supplies a second normalization section **18** with an obtained differential frequency spectrum  $mdspec2$ .

In subsequent step **S9**, the second normalization section **18** normalizes the differential frequency spectrum  $mdspec2$  by use of a normalization coefficient  $sf2$ , as expressed by the following equation (8):

$$nspec2 = mdspec2 \times sf2 \quad (8)$$

$$= (mdspec1 - mdspec1') \times sf2$$

$$= ((nspec1 - nspec1') \times isf1(idsf)) \times sf2$$

The second normalization section **18** supplies a second quantization section **19** with an obtained differential normalized frequency spectrum  $nspec2$ .

The normalized frequency spectrum  $nspec1$  is normalized to a range of  $\pm f \in R$  by the normalization coefficient  $sfl(idsf)$  corresponding to the normalization information  $idsf$ . Therefore, in case of performing linear quantization by which the quantization step width  $nstep(idw11)$  is uniquely determined in correspondence with the quantization information  $idw11$ , for example as shown in FIG. 3, the difference between the normalized frequency spectrums  $nspec1$  and  $nspec1'$  before and after the quantization falls within a range of  $\pm f/nstep(idw11)$  as a maximum quantization error. Accordingly, the normalization coefficient  $sf2$  can be calculated as expressed below by the equation (9):

$$sf2(idsf, idw11) = sfl(idsf) \times nstep(idw11) / f \quad (9)$$

That is, the normalization coefficient  $sf2(idsf, idw11)$  can be calculated based on the normalization information  $idsf$  and the quantization information  $idw11$ .

In subsequent step **S10**, the second quantization section **19** quantizes the differential normalized frequency spectrum  $nspec2$  by use of the quantization coefficient  $qf2(idw12)$  corresponding to the quantization information  $idw12$ . The second quantization section **19** supplies the code string coding section **20** with an obtained differential quantized frequency spectrum  $qspec2$ . For example, in case of performing linear quantization as shown in FIG. 3, the differential quantized frequency spectrum  $qspec2$  can be obtained as expressed below by the following equation (10):

$$qspec2 = (\text{int})(\text{floor}(nspec2 \times qf2(idw12)) + 0.5) \quad (10)$$

The relationship between the quantization information  $idw12$  and the quantization coefficient  $qf2(idw12)$  may be identical with or different from that in the table 2 described previously.

In subsequent step **S11**, the code string coding section **20** codes the quantized frequency spectrum  $qspec1$ , differential quantized frequency spectrum  $qspec2$ , normalization information  $idsf$ , quantization information  $idw11$ , and quantization information  $idw12$ . In step **S12**, the code string coding section **20** outputs an obtained code string.

In subsequent step **S13**, whether an input audio signal has ended or not is determined. If the input audio signal has not ended, the processing procedure returns to step **S1**. Otherwise, if the input audio signal has ended, the coding processing is terminated.

Hereinafter, a detailed description will be made of processing of determining the quantization information  $idw11$  and  $idw12$  on the basis of the normalization information  $idsf$  in the quantization information calculation section **12**. In the following description, a consideration is taken into a case of calculating the quantization information  $idw11$  and  $idw12$  for every processing unit, with respect to frequency spectrums having spectral envelope curves a drawn by continuous lines in FIGS. 4 and 5.

At first, the total quantization information  $idw10$  is calculated based on the normalization information  $idsf$  or the

## 11

like. For example, in case of a frequency spectrum having the spectral envelope curve as shown in FIG. 4, the total quantization information  $idw10$  as shown below in the upper row in the table 3 is calculated. In case of another frequency spectrum having the spectral envelope curve as shown in FIG. 5, the total quantization information  $idw10$  as shown below in the upper row in the table 4 is calculated.

TABLE 3

	Index of spectrums												
	0	1	2	3	4	5	6	7	...	N/2 - 4	N/2 - 3	N/2 - 2	N/2 - 1
$idw10$	18	20	17	15	10	12	11	9	...	2	1	0	1
$idw11$	15	15	15	15	10	12	11	9	...	2	1	0	1
$idw12$	3	5	2	0	0	0	0	0	...	0	0	0	0

$lim1 = lim2 = 15$

TABLE 4

	Index of spectrums												
	0	1	...	$f0 - 3$	$f0 - 2$	$f0 - 1$	$f0$	$f0 + 1$	$f0 + 2$	$f0 + 3$	...	N/2 - 2	N/2 - 1
$idw10$	0	0	...	17	18	20	23	20	18	17	...	0	0
$idw11$	0	0	...	15	15	15	15	15	15	15	...	0	0
$idw12$	0	0	...	2	3	5	8	5	3	2	...	0	0

$lim1 = lim2 = 15$

If the maximum quantization bit number of, for example, 24 (bits) or so can be ensured by calculator simulation or large-scale hardware, quantization can be achieved based on the total quantization information  $idw10$ . In normal cases, however, there are difficulties in granting limitless permission to the total quantization information  $idw10$ . For example, the quantization bit number is limited to 16 (bits) at maximum. Therefore, higher quantization accuracy than that with a maximum SNR (Signal to Noise Ratio) of 16-bit quantization is not ensured with respect to a frequency spectrum which has to be of 16 or higher in total quantization information  $idw10$ , i.e., a quantization bit number of 16 (bits) or higher. Noise floors as drawn by broken lines b in FIGS. 4 and 5 are obtained. That is, in case of FIG. 4, the SNR deteriorates within a low-frequency range. In case of FIG. 5, the SNR deteriorates near a tone center  $f0$ .

Therefore, quantization in the second stage is performed on the differential frequency spectrum as an error obtained as a result of quantization in the first stage, to improve the SNR which has locally deteriorated. No method of setting appropriately the quantization bit number in each stage with a small calculation amount has been established.

Hence, the quantization information calculation section 12 in the present embodiment uses predetermined limiters  $lim1$  and  $lim2$  to set appropriately the quantization bit number in each stage with a small calculation amount. That is, the quantization information  $idw11$  in the first quantization section 14 is limited by the limiter  $lim1$ . If this limit is exceeded, the excess over the limit is allocated for quantization information  $idw12$  in the second quantization section 19. The quantization information  $idw12$  in the second quantization section 19 is limited by the other limiter  $lim2$ . If this limit is exceeded, the quantization information  $idw12$  is set to fall within the limit.

The processing procedure of the quantization information calculation section 12 is shown in the flowchart of FIG. 6. At first in step S21, the total quantization information  $idw10$  is determined based on the normalization information  $idsf$  or

## 12

the like. In step S22, the total quantization information  $idw10$  is set as the quantization information  $idw11$ .

Next in step S23, whether the value of the quantization information  $idw11$  is greater than the value of the limiter  $lim1$  or not. If the value of the quantization information  $idw11$  is not greater than the value of the limiter  $lim1$ , the processing procedure goes to step S25. Otherwise, if the

value of the quantization information  $idw11$  is greater than the value of the limiter  $lim1$ , the value of the quantization information  $idw11$  is limited to the value of the limiter  $lim1$ , in step S24, and the processing procedure then goes to step S25.

Next in step S25, a value obtained by subtracting the value of the quantization information  $idw11$  from the value of the total quantization information  $idw10$  is set as the value of the quantization information  $idw12$ .

In a subsequent step S26, whether the value of the quantization information  $idw12$  is greater than the value of the limiter  $lim2$  or not is determined. If the value of the quantization information  $idw12$  is not greater than the value of the limiter  $lim2$ , the quantization information  $idw11$  and the quantization information  $idw12$  are determined, in step S28. Otherwise, if the value of the quantization information  $idw12$  is greater than the value of the limiter  $lim2$ , the value of the quantization information  $idw12$  is limited to the value of the limiter  $lim2$ , in step S27, and thereafter, the quantization information  $idw11$  and the quantization information  $idw12$  are determined, in step S28.

For example, if the total quantization information  $idw10$  has been calculated as shown in the upper rows in the tables 3 and 4 described above, the quantization information  $idw11$  and the quantization information  $idw12$  are determined as shown in the middle and lower rows in each of the tables 3 and 4. In these tables, the maximum quantization bit number in the first quantization section 14 is set to 16 (bits), so that the quantization information  $idw11$  falls within a range from 0 to 15 ( $nstep(idw11)=65535(\pm 32767)<2^{16}$  where  $idw11=15$ ). Therefore, the value of the limiter  $lim1$  is set to 15 with respect to the quantization information  $idw11$ . Further, the total quantization information  $idw10$  limited by the limiter  $lim1$  (=15) is set as the quantization information  $idw11$ , and quantization information of an excess ( $idw10-idw11$ ) is set as the quantization information  $idw12$ .

By use of the quantization information  $idw11$  and the quantization information  $idw12$  thus determined, frequency

spectrums having spectral envelope curves drawn by continuous lines a in FIGS. 4 and 5 are quantized. Noise floors obtained in these cases are drawn by dashed lines c in FIGS. 4 and 5. As can be seen from FIGS. 4 and 5, the audio coding device 10 according to the present embodiment is capable of

requantizing, in an appropriate bit allocation, a differential frequency spectrum as an error obtained as a result of quantization. The SNR which has locally deteriorated due to hardware limitations or the like can be improved.

Next, schematic structure of an audio decoding device corresponding to the audio coding device 10 is shown in FIG. 7. A procedure of decoding processing in the audio decoding device 30 shown in FIG. 7 is shown in the flowchart of FIG. 8. Hereinafter, the flowchart of FIG. 8 will be described referring to FIG. 7.

In step S31 shown in FIG. 8, a code string decoding section 31 inputs a code string. In step S32, the code string decoding section 31 decodes this input code string to generate a quantized frequency spectrum qspec1, differential quantized frequency spectrum qspec2, normalization information idsf, quantization information idw1, and quantization information idw2. The code string decoding section 31 supplies a first inverse quantization section 32 with the quantized frequency spectrum qspec1, as well as a second inverse quantization section 34 with the differential quantized frequency spectrum qspec2.

Next in step S33, the first inverse quantization section 32 inversely quantizes the quantized frequency spectrum qspec1 by use of an inverse quantization coefficient iqf1(idw1) corresponding to the quantization information idw1, as expressed by the following equation (11):

$$\text{nspec1}' = \text{qspec1} \times \text{iqf1}(\text{idw1}) \quad (11)$$

The first inverse quantization section 32 supplies a first inverse normalization section 33 with an obtained normalized frequency spectrum nspec1'. The relationship between the quantization coefficient qf1(idw1) and the inverse quantization coefficient iqf1(idw1) is expressed by the equation (4) described previously.

In subsequent step S34, the first inverse normalization section 33 inversely normalizes the normalized frequency spectrum nspec1' by use of an inverse normalization coefficient isf1(idsf) corresponding to the normalization information idsf, as expressed by the following equation (12):

$$\text{mdspec1}' = \text{nspec1}' \times \text{isf1}(\text{idsf}) \quad (12)$$

The first inverse normalization section 33 supplies an addition section 36 with an obtained frequency spectrum mdspec1'. The relationship between the normalization coefficient sf1(idsf) and the inverse normalization coefficient isf1(idsf) is expressed by the equation (6) described previously.

In subsequent step S35, the second inverse quantization section 34 inversely quantizes the differential quantized frequency spectrum qspec2 by use of an inverse quantization coefficient iqf2(idw2) corresponding to the quantization information idw2, as expressed by the following equation (13):

$$\text{nspec2}' = \text{qspec2} \times \text{iqf2}(\text{idw2}) \quad (13)$$

The second inverse quantization section 34 supplies a second inverse normalization section 35 with an obtained differential normalized frequency spectrum nspec2'. The relationship between the quantization coefficient qf2(idw2) and the inverse quantization coefficient iqf2(idw2) is expressed by the following equation (14):

$$\text{iqf2}(\text{idw2}) = 1/\text{qf2}(\text{idw2}) \quad (14)$$

In subsequent step S36, a second inverse normalization section 35 inversely normalizes the differential normalized frequency spectrum nspec2' by use of an inverse normalization coefficient isf2(idsf,idw1) corresponding to the normalization information idsf and the quantization information idw1, as expressed by the following equation (15):

$$\text{mdspec2}' = \text{nspec2}' \times \text{isf2}(\text{idsf}, \text{idw1}) \quad (15)$$

The second inverse normalization section 35 supplies the addition section 36 with an obtained differential frequency spectrum mdspec2'. The relationship between the inverse normalization coefficient isf2(idsf,idw1), normalization information idsf, and quantization information idw1 is expressed by the following equation (16):

$$\text{isf2}(\text{idsf}, \text{idw1}) = 1/\text{sf2}(\text{idsf}, \text{idw1}) = \text{isf1}(\text{idsf}) \times \text{f}/\text{nstep}(\text{idw1}) \quad (16)$$

The processings of steps S35 and S36 may be executed either before or in parallel with the processings of steps S33 and S34.

In subsequent step S37, the addition section 36 adds up the frequency spectrum mdspec1' and the differential frequency spectrum mdspec2', as expressed by the following equation (17):

$$\text{mdspec}' = \text{mdspec1}' + \text{mdspec2}' \quad (17)$$

The addition section 36 supplies a frequency-time transform section 37 with an obtained frequency spectrum mdspec'.

In subsequent step S38, the frequency-time transform section 37 performs frequency-time transform on the frequency spectrum mdspec' to generate an audio signal. In step S39, the frequency-time transform section 37 outputs this audio signal. For example, if inverse MDCT (IMDCT) is used as the frequency-time transform, a MDCT coefficient of N/2 samples is transformed into an audio signal of N samples.

In subsequent step S40, whether an input code string has ended or not is determined. If not, the processing procedure returns to step S31. Otherwise, if the input code string has ended, the decoding processing is terminated.

[Second Embodiment]

In case of performing two-stage normalization/quantization as described above, the quantization information idw1 in the first stage and the quantization information idw2 in the second stage have to be coded. Therefore, the coding efficiency of frequency spectrum information lowers in accordance with the number of stages. Hence, the present embodiment will now be described with respect to a method of improving coding efficiency of frequency spectrum information by omitting the coding of the quantization information idw1 and quantization information idw2.

FIG. 9 shows schematic structure of an audio coding device 40 according to the present embodiment. FIG. 10 shows schematic structure of an audio decoding device 50 corresponding to the audio coding device 40. In both of these devices, the same structural features as those of the audio coding device 10 and audio decoding device 30 described previously are denoted at the same reference symbols. Detailed descriptions thereof will be omitted herefrom.

In this audio coding device 40, an quantization information calculation section 41 uniquely determines quantization information idw1 and quantization information idw2, based on normalization information idsf and the like. Processing of uniquely determining the quantization information idw1 and quantization information idw2 based on the normalization information idsf and the like in the quantiza-

## 15

tion information calculation section 41 will be specifically described later. The code string coding section 20 codes a quantized frequency spectrum qspec1, differential quantized frequency spectrum qspec2, and normalization information idsf, and outputs an obtained code string.

On the other side, in the audio decoding device 50, a quantization information calculation section 51 uniquely determines quantization information idw11 and quantization information idw12, based on the normalization information idsf and the like. Processing of uniquely determining the quantization information idw11 and quantization information idw12 based on the normalization information idsf and

## 16

the like in the quantization information calculation section 51 will also be specifically described later.

Hereinafter, the processing of uniquely determining the quantization information idw11 and quantization information idw12 based on the normalization information idsf and the like in the quantization information calculation sections 41 and 51 will now be described specifically.

The quantization information calculation sections 41 and 51 uniquely determine quantization information idw10 from normalization information idsf and a predetermined parameter A, as shown in the table 5 below.

TABLE 5

		idsf											
		31	30	29	28	27	...	17	16	15	14	...	0
idw10	A	A	A-1	A-2	A-3	A-4	...	A-14	A-15	A-16	A-17	...	A-31

20

As can be seen from this table 5, the quantization information idw10 decreases by one as the normalization information idsf decreases by one. This is achieved by paying attention to the following. Suppose that the absolute SNR is SNRabs where the normalization information idsf is X and the quantization information is B. On this supposition, if the normalization information idsf is X-1, a quantization bit number indicated by the quantization information of substantial B-1 is necessary, in order to obtain an equivalent SNRabs. Alternatively, if the normalization information idsf is X-2, a quantization bit number indicated by the quantization information of substantial B-2 is necessary.

The parameter A described previously means the maximum quantization information assigned to the maximum normalization information idsf. This value is included as additional information in a code string. A maximum quantization bit number which is available from the standard is firstly set as the parameter A. If the total number of used bits exceeds the total usable number of bits, as a result of coding, the parameter A is decreased one by one.

In case where the value of the parameter A is 17 (bits), an example of a table representing the relationship between the normalization information idsf and the quantization information idw10 is shown in the table 6 below. In this table 6, circled numbers each represent the total quantization information idw10 determined for every spectrum.

TABLE 6

Abscissa axis = Index of spectrums, Ordinate axis = Normalization information														
	0	1	2	3	4	5	6	7	...	N/2 - 5	N/2 - 4	N/2 - 3	N/2 - 2	N/2 - 1
31	17	17	17	17	17	17	17	17	...	17	17	17	17	17
30	16	16	16	16	16	16	16	16	...	16	16	16	16	16
29	15	15	15	15	15	15	15	15	...	15	15	15	15	15
28	14	14	14	14	14	14	14	14	...	14	14	14	14	14
27	13	13	13	13	13	13	13	13	...	13	13	13	13	13
26	12	12	12	12	12	12	12	12	...	12	12	12	12	12
...	...	...	...	...	...	...	...	...	...	...	...	...	...	...
18	4	4	4	4	4	4	4	4	...	4	4	4	4	4
17	3	3	3	3	3	3	3	3	...	3	3	3	3	3
16	2	2	2	2	2	2	2	2	...	2	2	2	2	2
15	1	1	1	1	1	1	1	1	...	1	1	1	1	1
14	0	0	0	0	0	0	0	0	...	0	0	0	0	0
13	0	0	0	0	0	0	0	0	...	0	0	0	0	0
...	...	...	...	...	...	...	...	...	...	...	...	...	...	...
0	0	0	0	0	0	0	0	0	...	0	0	0	0	0

As shown in the table 6, if the normalization information idsf is maximized to 31, and the total quantization information idw10 is maximized to 17. For example, if the normalization information idsf is 29 which is smaller by two than the maximum normalization information idsf, the total quantization information idw10 is 15. If corresponding normalization information idsf is smaller by 17 or more than the maximum normalization information idsf, the quantization bit number is a minus value. In this case, a lower limit of zero (bit) is set.

The quantization information calculation sections 41 and 51 determine the quantization information idw11 and the quantization information idw12, based on the total quantization information idw10 thus obtained for every spectrum. That is, the quantization information idw11 is limited by a limiter lim1. If this limit is exceeded, the excess is allocated

for the quantization information idw12. The quantization information idw12 is limited by the limiter lim2. If this limit is exceeded, the quantization information idw12 is set to fall within the limit.

If the quantization information idw11 and the quantization information idw12 are thus uniquely determined, noise floors are substantially flat. That is, quantization is performed with equal quantization accuracy with respect to a low-frequency range which is important for human auditory sense as well as a high-frequency range which is not. Therefore, audible noise is not minimized.

Hence, in the quantization information calculation sections 41 and 51, the normalization information idsf for every spectrum may be added with a weighting coefficient  $W_n[i]$  ( $i=0$  to  $N/2-1$ ), to generate new normalization information idsf1, as shown in the table 7 below.

TABLE 7

	0	1	2	3	4	5	6	7	...	$N/2-5$	$N/2-4$	$N/2-3$	$N/2-2$	$N/2-1$
idsf	31	29	27	26	28	27	26	26	...	17	15	16	13	14
$W_n$	4	4	3	3	2	2	1	1	...	0	0	0	0	0
idsf1	35	33	30	29	30	29	27	27	...	17	15	16	13	14

25

In the example of the table 7, a value of 4 to 1 is added to normalization information idsf for a low-frequency range while nothing is added to normalization information idsf for a high-frequency range. By thus adding the weighting coefficient  $W_n[i]$  to the normalization information idsf, bits can be concentrated on the low-frequency range, to improve tone quality in the range which is important for human auditory sense.

30

If the weighting coefficient  $W_n[i]$  is added as shown in the table 7, the maximum value of the normalization information idsf is 35. Therefore, if the table 6 is extended simply in a direction in which the normalization information idsf is increased by four as the maximum added number of the normalization information idsf, for example, the table 8 below is obtained. Numbers circled by broken lines in the table 8 each represent total quantization information idw10 for every spectrum in case where no weighting is executed. Other numbers circled by continuous lines represent total quantization information idw10 for every spectrum in case where weighting is executed.

35

40

TABLE 8

	0	1	2	3	4	5	6	7	...	$N/2-5$	$N/2-4$	$N/2-3$	$N/2-2$	$N/2-1$
35	21	21	21	21	21	21	21	21	...	21	21	21	21	21
34	20	20	20	20	20	20	20	20	...	20	20	20	20	20
33	19	19	19	19	19	19	19	19	...	19	19	19	19	19
32	18	18	18	18	18	18	18	18	...	18	18	18	18	18
31	17	17	17	17	17	17	17	17	...	17	17	17	17	17
30	16	16	16	16	16	16	16	16	...	16	16	16	16	16
29	15	15	15	15	15	15	15	15	...	15	15	15	15	15
28	14	14	14	14	14	14	14	14	...	14	14	14	14	14
27	13	13	13	13	13	13	13	13	...	13	13	13	13	13
26	12	12	12	12	12	12	12	12	...	12	12	12	12	12
...	...	...	...	...	...	...	...	...	...	...	...	...	...	...
18	4	4	4	4	4	4	4	4	...	4	4	4	4	4
17	3	3	3	3	3	3	3	3	...	3	3	3	3	3
16	2	2	2	2	2	2	2	2	...	2	2	2	2	2
15	1	1	1	1	1	1	1	1	...	1	1	1	1	1
14	0	0	0	0	0	0	0	0	...	0	0	0	0	0
13	0	0	0	0	0	0	0	0	...	0	0	0	0	0
...	...	...	...	...	...	...	...	...	...	...	...	...	...	...
0	0	0	0	0	0	0	0	0	...	0	0	0	0	0

In the example of this table 8, quantization accuracy in the low-frequency range improves. However, the maximum quantization information increases thereby to increase the total number of used bits. Therefore, bit adjustment should preferably be performed such that the total number of used bits falls below the total number of usable bits, in actual.

A fixed coefficient may be used as the weighting coefficient  $Wn[i]$  described above both in the coding side and decoding side. Alternatively, an optimal weighting coefficient  $Wn[i]$  may be generated based on characteristics of an audio source (frequency energy, transit characteristic, gain, masking characteristic, etc.) in the coding side. In the latter case, the quantization information calculation section 41 generates the weighting coefficient  $Wn[i]$ , for example, based on the frequency spectrum  $mdspec1$ . The code string coding section 20 codes the weighting coefficient  $Wn[i]$  and includes the coded result in a code string.

Thus, according to the audio coding device 40 and audio decoding device 50 in the present embodiment, the quantization information  $idw11$  and quantization information  $idw12$  are determined uniquely based on the normalization information  $idsf$ . Based on the normalization information  $idsf$  and quantization information  $idw11$ , the normalization coefficient  $sf2(idsf, dw11)$  is calculated. Therefore, the normalization information  $idsf$  has to be included as side information other than frequency spectrum information in a code string. Further, excessive bits generated by reducing the side information are used for coding the quantized frequency spectrum  $qspec1$  and the differential quantized frequency spectrum  $qspec2$ . In this manner, coding efficiency of the quantized frequency spectrum  $qspec1$  and differential quantized frequency spectrum  $qspec2$  can be improved.

[Third Embodiment]

An audio coding device 60 shown in FIG. 11 according to the third embodiment has the same basic structure as that of the audio coding device 10 shown in FIG. 1. However, the audio coding device 60 has a feature that normalization/quantization in the second stage is not performed on the difference between a frequency spectrum  $mdspec1$  and a frequency spectrum  $mdspec1'$  but is performed on the difference between a normalized frequency spectrum  $nspec1$  and a normalized frequency spectrum  $nspec1'$ . Therefore, the same structural features as those of the audio coding device 10 previously shown in FIG. 1 are denoted at the same reference symbols, and detailed descriptions thereof will be omitted herefrom.

In this audio coding device 60, the subtraction section 61 subtracts the normalized frequency spectrum  $nspec1'$  from the normalized frequency spectrum  $nspec1$ , as expressed by the following equation (18):

$$nspec2 = nspec1 - nspec1' \quad (18)$$

The subtraction section 61 supplies a second normalization section 62 with an obtained differential normalized frequency spectrum  $nspec2$ .

The second normalization section 62 normalizes the differential normalized frequency spectrum  $nspec2$  by use of a normalization coefficient  $sf2$ , as expressed by the following equation (19):

$$nspec2 = nspec2 \times sf2 = (nspec1 - nspec1') \times sf2 \quad (19)$$

The second normalization section 62 supplies a second quantization section 63 with an obtained differential renormalized frequency spectrum  $nnspec2$ .

The normalized frequency spectrum  $nspec1$  is normalized to a range of  $\pm f \in R$  by a normalization coefficient  $sf1(idsf)$

corresponding to the normalization information  $idsf$ . Therefore, in case of performing linear quantization by which the quantization step width  $nstep(idw11)$  is uniquely determined in correspondence with the quantization information  $idw11$ , for example as shown in FIG. 3, the difference between the normalized frequency spectrums  $nspec1$  and  $nspec1'$  before and after the quantization falls within a range of  $\pm f/nstep(idw11)$  as a maximum quantization error. Accordingly, a normalization coefficient  $sf2$  can be calculated as expressed below by the equation (20):

$$sf2(idw11) = nstep(idw11)/f \quad (20)$$

That is, the normalization coefficient  $sf2(idw11)$  can be calculated based on the quantization information  $idw11$ .

The second quantization section 63 quantizes the differential renormalized frequency spectrum  $nnspec2$  by use of a quantization coefficient  $qf2(idw12)$  corresponding to the quantization information  $idw12$ . The second quantization section 63 supplies the code string coding section 20 with an obtained differential quantized frequency spectrum  $qspec2$ . For example, in case of performing linear quantization as shown in FIG. 3, a differential quantized frequency spectrum  $qspec2$  can be obtained as expressed below by the following equation (21):

$$qspec2 = (\text{int})(\text{floor}(nnspec2 \times qf2(idw12)) + 0.5) \quad (21)$$

The code string coding section 20 codes the quantized frequency spectrum  $qspec1$ , differential quantized frequency spectrum  $qspec2$ , normalization information  $idsf$ , quantization information  $idw11$ , and quantization information  $idw12$ . The code string coding section 20 outputs an obtained code string.

Next, schematic structure of an audio decoding device corresponding to the audio coding device 60 is shown in FIG. 12. The audio decoding device 70 shown in FIG. 12 has the same basic structure as that of the audio decoding device 30 shown in FIG. 7. Therefore, the same structural features as those of the audio decoding device 30 are denoted at the same reference symbols, and detailed descriptions thereof will be omitted.

In the audio decoding device 70, a second inverse quantization section 71 inversely quantizes the differential quantized frequency spectrum  $qspec2$  by use of an inverse quantization coefficient  $iqf2(idw12)$  corresponding to the quantization information  $idw12$ , as expressed by the following equation (22):

$$nnspec2' = qspec2 \times iqf2(idw12) \quad (22)$$

The second inverse quantization section 71 supplies a second inverse normalization section 72 with an obtained differential renormalized frequency spectrum  $nnspec2'$ .

The second inverse normalization section 72 inversely normalizes the differential renormalized frequency spectrum  $nnspec2'$  by use of an inverse normalization coefficient  $isf2(idw11)$  corresponding to the quantization information  $idw11$ , as expressed by the following equation (23):

$$nspec2' = nnspec2' \times isf2(idw11) \quad (23)$$

The second inverse normalization section 72 supplies an addition section 73 with an obtained differential normalized frequency spectrum  $nspec2'$ . The relationship between the inverse normalization coefficient  $isf2(idw11)$  and the quantization information  $idw11$  is expressed by the following equation (24):

$$isf2(idw11) = 1/sf2(idw11) = f/nstep(idw11) \quad (24)$$

The addition section 73 adds up the normalized frequency spectrum  $nspec1'$  and the differential normalized frequency spectrum  $nspec2'$ , as expressed by the following equation (25):

$$nspec' = nspec1' + nspec2' \quad (25)$$

The addition section 73 supplies a first inverse normalization section 74 with an obtained normalized frequency spectrum  $nspec'$ .

The first inverse normalization section 74 inversely quantizes the normalized frequency spectrum  $nspec'$  by use of an inverse normalization coefficient  $isf1(idsf)$  corresponding to the normalization information  $idsf$ , as expressed by the following equation (26):

$$mdspec' = nspec' \times isf1(idsf) \quad (26)$$

The first inverse normalization section 74 supplies the frequency-time transform section 37 with an obtained frequency spectrum  $mdspec'$ .

The frequency-time transform section 37 performs frequency-time transform on the frequency spectrum  $mdspec'$  to generate an audio signal. The frequency-time transform section 37 outputs this audio signal.

[Fourth Embodiment]

In the first to third embodiments described above, three kinds of basic structures of audio coding devices and audio decoding devices have been described. In the present embodiment, however, modifications of the audio coding devices and the audio decoding devices will be described. The same structures as those of the audio coding device 10 and the audio decoding device 30 are denoted at the same reference symbols, and detailed descriptions thereof will be omitted.

At first, FIG. 13 shows schematic structure of an audio coding device 80 according to a first modification. FIG. 14 shows schematic structure of an audio decoding device 90 corresponding to the audio coding device 80. In the audio coding device 80, a preprocessing section 81 performs bandwidth division, gain adjustment, and the like on an input audio signal before performing time-frequency transform on the input audio signal. On the other side, in the audio decoding device 90, a postprocessing section 91 performs bandwidth synthesis, gain adjustment, and the like on an audio signal after performing the frequency-time transform on a frequency spectrum  $mdspec'$ .

Next, FIG. 15 shows schematic structure of an audio coding device 100 according to a second modification. FIG. 16 shows schematic structure of an audio decoding device 110 corresponding to the audio coding device 100. In this audio coding device 100, a first preprocessing section 101 performs preprocessing such as non-linear transform corresponding to a frequency spectrum distribution, on a frequency spectrum  $mdspec1$ . A post processing section 102 performs postprocessing such as non-linear inverse transform corresponding to a frequency spectrum distribution, on a frequency spectrum  $mdspec1'$ . A second preprocessing section 103 performs preprocessing such as non-linear transform corresponding to a frequency spectrum distribution, on a differential frequency spectrum  $mdspec2$ . On the other side, in the audio decoding device 110, a first postprocessing section 111 performs postprocessing such as non-linear inverse transform corresponding to the coding side, on the frequency spectrum  $mdspec1'$ . A second postprocessing section 112 performs postprocessing such as non-linear inverse transform corresponding to the coding side, on a differential frequency spectrum  $mdspec2'$ .

The foregoing first to third embodiments have been described on the assumption that the first quantization section 14 performs linear quantization. However, non-linear quantization is equivalent to linear quantization performed after non-linear transform. Therefore, if the first preprocessing section 101 to perform non-linear transform is provided in the front stage of the first quantization section 14, these embodiments are applicable to a case of executing non-linear quantization, as shown in FIG. 15.

Next, FIG. 17 shows schematic structure of an audio coding device 120 according to a third modification. FIG. 18 shows schematic structure of an audio decoding device 130 corresponding to the audio coding device 120. In this audio coding device 120, a first normalization/quantization section 121 normalizes/quantizes a frequency spectrum  $mdspec1$  by use of a normalization/quantization coefficient  $sf1(idsf) \times qf1(idw1)$ . An inverse-quantization/inverse-normalization section 122 inversely normalizes/quantizes a quantized frequency spectrum  $qspec1$  by use of an inverse-normalization/inverse-quantization coefficient  $iqf1(idw1) \times isf1(idsf)$ . A second normalization/quantization section 123 normalizes/quantizes a differential frequency spectrum  $mdspec2$  by use of a normalization/quantization coefficient  $sf2(idsf, idw1) \times qf2(idw2)$ . On the other side, in the audio decoding device 130, a first inverse-quantization/inverse-normalization section 131 inversely quantizes/normalizes a quantized frequency spectrum  $qspec1$  by use of an inverse-quantization/inverse-normalization coefficient  $iqf1(idw1) \times isf1(idsf)$ . A second inverse-quantization/inverse-normalization section 132 inversely quantizes/normalizes a differential quantized frequency spectrum  $qspec2$  by use of an inverse-quantization/inverse-normalization coefficient  $iqf2(idw2) \times isf2(idsf, idw1)$ . By thus multiplying the normalization coefficient and the quantization coefficient by each other in advance, the normalization processing and the quantization processing can be put together into one processing. Further, by thus multiplying the inverse quantization coefficient and the inverse normalization coefficient by each other in advance, the inverse quantization processing and the inverse normalization processing can be put together into one processing. Accordingly, the calculation amount and processing amount can be reduced.

This modification has been described as a modification to the audio coding device 10 and the audio decoding device 30 in the first embodiment. However, the same modification may be made to the audio coding device 40 and the audio decoding device 50 in the second embodiment as well as the audio coding device 60 and the audio decoding device 70 in the third embodiment.

Although best modes for carrying out the present invention have thus been described above, the present invention is not limited to the embodiments as described above but various changes can be made without deviating from the subject matter of the invention.

For example, the above embodiments have been described such that coding is achieved by performing two-stage normalization/quantization on a frequency spectrum obtained by subjecting an input audio signal to time-frequency transform. The present invention is not limited to these embodiments but can be extended such that coding is achieved by performing normalization/quantization through an arbitrary number of stages. In this case, quantization information  $idw_k$  in the  $k$ -th stage ( $k$  is an integer not smaller than 1) is limited by a limiter link. If this limit is exceeded, the excess is allocated for quantization information  $idw_{k+1}$  for the  $(k+1)$ -th stage.

23

Although the above embodiments each have been described as hardware structure, the present invention is not limited to hardware structure. Arbitrary processing can be realized by letting a CPU (Central Processing Unit) execute a computer program. In this case, the computer program

may be provided, recorded on a recording medium or transferred by a transfer medium such as the Internet, etc. It should be understood by those skilled in the art that various modifications, combinations, sub-combinations and alterations may occur depending on design requirements and other factors insofar as they are within the scope of the appended claims or the equivalents thereof.

What is claimed is:

**[1.** An audio coding device including processing circuitry and programmed to execute a program via the processing circuitry, the program comprising:

a time frequency transformation unit configured to perform time-frequency transform on an input audio signal to generate a frequency spectrum;

a quantization unit configured to (a) generate total quantization information indicating a quantization bit number on the basis of predetermined normalization information, (b) allocate the total quantization information, by setting a predetermined limit to a first quantization information, allocating, up to the predetermined limit, the total quantization information to the first quantization information, and allocating an excess beyond the predetermined limit to the second quantization information, and (c) in each of a plurality of stages, (i) generate the first quantization information and the second quantization information, each indicating a respective quantization bit number, and (ii) normalize the frequency spectrum for every frequency component by use of a first normalization coefficient corresponding to the normalization information to generate a normalized frequency spectrum, each stage having a predetermined limit to quantization information, and if quantization information allocated for a k-th stage, 'k' being an integer greater than zero, exceeds a limit in the k-th stage, an excess for quantization information is allocated to a (k+1)-th stage, the limit being based on a predetermined allowed quantization bit number for each of the respective plurality of stages;

a first quantization unit configured to linearly quantize the normalized frequency spectrum by use of a first quantization coefficient corresponding to the first quantization information, to generate a quantized frequency spectrum;

a subtraction unit configured to subtract from the frequency spectrum, a frequency spectrum obtained by inversely quantizing and inversely normalizing the quantized frequency spectrum, to generate a differential frequency spectrum;

a normalization unit configured to normalize the differential frequency spectrum by use of a second normalization coefficient corresponding to the normalization information and the first quantization information, to generate a differential normalized frequency spectrum;

a second normalization unit configured to linearly quantize the differential normalized frequency spectrum by use of a second quantization coefficient corresponding to the second quantization information, to generate a differential quantized frequency spectrum; and

a code unit configured to code the normalization information, the first quantization information, the second quantization information, the quantized frequency

24

spectrum, and the differential quantized frequency spectrum, to output a code string.]

**[2.** The audio coding device of claim 1, wherein the program further comprises a non-linear transformation unit configured to:

perform non-linear transform on the frequency spectrum or the normalized frequency spectrum; and

perform non-linear inverse transform on a normalized frequency spectrum obtained by inversely quantizing the quantized frequency spectrum, or a frequency spectrum obtained by inversely normalizing the normalized frequency spectrum.]

**[3.** A method executed by an audio coding device comprising the steps of:

a time-frequency transform step of performing time-frequency transform on an input audio signal to generate a frequency spectrum;

a quantization information calculation step including the steps of (a) generating total quantization information indicating a quantization bit number on the basis of predetermined normalization information, (b) allocating the total quantization information by setting a predetermined limit to a first quantization information, (c) allocating, up to the predetermined limit, the total quantization information to the first quantization information, (d) allocating an excess beyond the predetermined limit to the second quantization information, and, (e) in each of a plurality of stages, generating the first quantization information and the second quantization information, each indicating a respective quantization bit number;

a first normalization step of normalizing the frequency spectrum for every frequency component by use of a first normalization coefficient corresponding to the normalization information, to generate a normalized frequency spectrum, wherein, a predetermined limit to quantization information is set in each stage, and if quantization information allocated for a k-th stage, 'k' being an integer greater than zero, exceeds a limit in the k-th stage, an excess for quantization information is allocated for a (k+1)-th stage, the limit being based on a predetermined allowed quantization bit number for each of the respective plurality of stages;

a first quantization step of linearly quantizing the normalized frequency spectrum by use of a first quantization coefficient corresponding to the first quantization information, to generate a quantized frequency spectrum;

a subtraction step of subtracting, from the frequency spectrum, a frequency spectrum obtained by inversely quantizing and inversely normalizing the quantized frequency spectrum, to generate a differential frequency spectrum;

a second normalization step of normalizing the differential frequency spectrum by use of a second normalization coefficient corresponding to the normalization information and the first quantization information, to generate a differential normalized frequency spectrum;

a second quantization step of linearly quantizing the differential normalized frequency spectrum by use of a second quantization coefficient corresponding to the second quantization information, to generate a differential quantized frequency spectrum; and

a code string coding step of coding the normalization information, the first quantization information, the second quantization information, the quantized frequency spectrum, and the differential quantized frequency spectrum, to output a code string.]



25

**[4.** An audio coding device including processing circuitry and programmed to execute a program via the processing circuitry, the program comprising:

- a time frequency transformation unit configured to perform time-frequency transform on an input audio signal, to generate a frequency spectrum;
- a quantization unit configured to (a) generate total quantization information indicating a quantization bit number on the basis of predetermined normalization information, (b) allocate the total quantization information, by setting a predetermined limit to a first quantization information, allocating, up to the predetermined limit, the total quantization information to the first quantization information, and allocating an excess beyond the predetermined limit to the second quantization information and (c) in each of a plurality of stages, (i) generate the first quantization information and the second quantization information, each indicating a respective quantization bit number, and (ii) normalize the frequency spectrum for every frequency component by use of a first normalization coefficient corresponding to the normalization information to generate a normalized frequency spectrum, each stage having a predetermined limit to quantization information, and if quantization information allocated for a k-th stage, 'k' being an integer greater than zero, exceeds a limit in the k-th stage, an excess for quantization information is allocated to a (k+1)-th stage, the limit being based on a predetermined allowed quantization bit number for each of the respective plurality of stages;
- a first quantization unit configured to linearly quantize the normalized frequency spectrum by use of a first quantization coefficient corresponding to the first quantization information, to generate a quantized frequency spectrum;
- subtraction unit configured to subtract from the frequency spectrum, a frequency spectrum obtained by inversely quantizing and inversely normalizing the quantized frequency spectrum, to generate a differential frequency spectrum;
- a normalization unit configured to normalize the differential frequency spectrum by use of a second normalization coefficient corresponding to the normalization information and the first quantization information, to generate a differential normalized frequency spectrum;
- a second quantization unit configured to linearly quantize the differential normalized frequency spectrum by use of a second quantization coefficient corresponding to the second quantization information, to generate a differential quantized frequency spectrum; and
- a code unit configured to code string the normalization information, the quantized frequency spectrum, and the differential quantized frequency spectrum, to output a code string.]

**[5.** The device according to claim 4, wherein:

- a maximum quantization error, corresponding to the first quantization information, is uniquely determined and the second normalization coefficient is determined by the product of the first normalization coefficient and the reciprocal of the maximum quantization error.]

**[6.** The device according to claim 4, wherein the quantization bit number indicated by the total quantization information increases or decreases one by one as the normalization information is increased or decreased one by one.]

**[7.** The device according to claim 4, wherein the audio coding device is further configured to:

26

- perform non-linear transform on the frequency spectrum or the normalized frequency spectrum; and
- perform non-linear inverse transform on a normalized frequency spectrum obtained by inversely quantizing the quantized frequency spectrum, or a frequency spectrum obtained by inversely normalizing the normalized frequency spectrum.]

**[8.** A method executed by an audio coding device comprising the steps of:

- a time-frequency transform step of performing time-frequency transform on an input audio signal to generate a frequency spectrum;
- a quantization information calculation step including the steps of (a) generating total quantization information indicating a quantization bit number on the basis of predetermined normalization information, (b) allocating the total quantization information by setting a predetermined limit to a first quantization information, (c) allocating, up to the predetermined limit, the total quantization information to the first quantization information, and (d) in each of a plurality of stages, allocating an excess beyond the predetermined limit to the second quantization information to generate, the first quantization information and the second quantization information each indicating a respective quantization bit number;
- a first normalization step of normalizing the frequency spectrum for every frequency component by use of a first normalization coefficient corresponding to the normalization information, to generate a normalized frequency spectrum, wherein, a predetermined limit to quantization information is set in each stage, and if quantization information allocated for a k-th stage, 'k' being an integer greater than zero, exceeds a limit in the k-th stage, an excess for quantization information is allocated for a (k+1)-th stage, the limit being based on a predetermined allowed quantization bit number for each of the respective plurality of stages;
- a first quantization step of linearly quantizing the normalized frequency spectrum by use of a first quantization coefficient corresponding to the first quantization information, to generate a quantized frequency spectrum;
- a subtraction step of subtracting, from the frequency spectrum, a frequency spectrum obtained by inversely quantizing and inversely normalizing the quantized frequency spectrum, to generate a differential frequency spectrum;
- a second normalization step of normalizing the differential frequency spectrum by use of a second normalization coefficient corresponding to the normalization information and the first quantization information, to generate a differential normalized frequency spectrum;
- a second quantization step of linearly quantizing the differential normalized frequency spectrum by use of a second quantization coefficient corresponding to the second quantization information, to generate a differential quantized frequency spectrum; and
- a code string coding step of coding the normalization information, the quantized frequency spectrum, and the differential quantized frequency spectrum, to output a code string.]

**[9.** An apparatus including an audio coding device with processing circuitry and programmed to execute a program via the processing circuitry, the program comprising:

- a time frequency transformation unit configured to perform time-frequency transform on an input audio signal to generate a frequency spectrum;

a quantization unit configured to (a) generate total quantization information indicating a quantization bit number on the basis of predetermined normalization information (b) allocate the total quantization information, by setting a predetermined limit to a first quantization information, allocating, up to the predetermined limit, the total quantization information to the first quantization information, and allocating an excess beyond the predetermined limit to the second quantization information (c) in each of a plurality of stages, (i) generate the first quantization information and the second quantization information, each indicating a respective quantization bit number, and (ii) normalize the frequency spectrum for every frequency component by use of a first normalization coefficient corresponding to the normalization information, to generate a normalized frequency spectrum each stage having a predetermined limit to quantization information, and if quantization information allocated for a k-th stage, 'k' being an integer greater than zero, exceeds a limit in the k-th stage, an excess for quantization information is allocated to a (k+1)-th stage, the limit being based on a predetermined allowed quantization bit number for each of the respective plurality of stages;

a first quantization unit configured to linearly quantize the normalized frequency spectrum by use of a first quantization coefficient corresponding to the first quantization information, to generate a quantized frequency spectrum;

a subtraction unit configured to subtract from the normalized frequency spectrum, a normalized frequency spectrum obtained by inversely quantizing the quantized frequency spectrum, to generate a differential normalized frequency spectrum;

a normalization unit configured to normalize the differential normalized frequency spectrum by use of a second normalization coefficient corresponding to the first quantization information, to generate a differential renormalized frequency spectrum;

a second quantization unit configured to linearly quantize the differential renormalized frequency spectrum by use of a second quantization coefficient corresponding to the second quantization information, to generate a differential quantized frequency spectrum; and

a code unit configured to code the normalization information, the first quantization information, the second quantization information, the quantized frequency spectrum, and the differential quantized frequency spectrum, to output a code string.]

[10. The apparatus according to claim 9, wherein the audio coding device is further configured to:

perform non-linear transform on the frequency spectrum or the normalized frequency spectrum; and

perform non-linear inverse transform on a normalized frequency spectrum obtained by inversely quantizing the quantized frequency spectrum, or a frequency spectrum obtained by inversely normalizing the normalized frequency spectrum.]

[11. A method executed by an audio coding device comprising the steps of:

a time-frequency transform step of performing time-frequency transform on an input audio signal to generate a frequency spectrum;

a quantization information calculation step including the steps of (a) generating total quantization information indicating a quantization bit number on the basis of predetermined normalization information, (b) allocat-

ing the total quantization information by setting a predetermined limit to a first quantization information, (c) allocating, up to the predetermined limit, the total quantization information to the first quantization information, and (d) in each of a plurality of stages, allocating an excess beyond the predetermined limit to the second quantization information, and generating the first quantization information and the second quantization information, each indicating a respective quantization bit number;

a first normalization step of normalizing the frequency spectrum for every frequency component by use of a first normalization coefficient corresponding to the normalization information, to generate a normalized frequency spectrum, wherein, a predetermined limit to quantization information is set in each stage, and if quantization information allocated for a k-th stage, 'k' being an integer greater than zero, exceeds a limit in the k-th stage, an excess for quantization information is allocated for a (k+1)-th stage, the limit being based on a predetermined allowed quantization bit number for each of the respective plurality of stages;

a first quantization step of linearly quantizing the normalized frequency spectrum by use of a first quantization coefficient corresponding to the first quantization information, to generate a quantized frequency spectrum;

a subtraction step of subtracting, from the normalized frequency spectrum, a normalized frequency spectrum obtained by inversely quantizing the quantized frequency spectrum, to generate a differential normalized frequency spectrum;

a second normalization step of normalizing the differential normalized frequency spectrum by use of a second normalization coefficient corresponding to the first quantization information, to generate a differential renormalized frequency spectrum;

a second quantization step of linearly quantizing the differential renormalized frequency spectrum by use of a second quantization coefficient corresponding to the second quantization information, to generate a differential quantized frequency spectrum; and

a code string coding step of coding the normalization information, the first quantization information, the second quantization information, the quantized frequency spectrum, and the differential quantized frequency spectrum, to output a code string.]

[12. An apparatus comprising an audio decoding device including processing circuitry and programmed to execute a program via the processing circuitry, the program comprising:

a time frequency transformation unit configured to decode an input code string, to generate normalization information, a quantized frequency spectrum, and a differential quantized frequency spectrum;

a quantization unit configured to (a) generate total quantization information indicating a quantization bit number on the basis of the normalization information (b) allocate the total quantization information, by setting a predetermined limit to a first quantization information, allocating, up to the predetermined limit, the total quantization information to the first quantization information, and allocating an excess beyond the predetermined limit to the second quantization information, and (c) in each of a plurality of stages, (i) generate the first quantization information and the second quantization information, each indicating a respective quantization bit number and linearly inversely quantize the quan-

- tized frequency spectrum by use of a first inverse quantization coefficient corresponding to the first quantization information and (ii) generate a normalized frequency spectrum, each stage having a predetermined limit to quantization information, and if quantization information allocated for a k-th stage, 'k' being an integer greater than zero, exceeds a limit in the k-th stage, an excess for quantization information is allocated to a (k+1)-th stage, the limit being based on a predetermined allowed quantization bit number for each of the respective plurality of stages;
- a first normalization unit configured to inversely normalize the normalized frequency spectrum by use of a first inverse normalization coefficient corresponding to the normalization information, to generate a frequency spectrum;
- a subtraction unit configured to linearly inversely quantize the differential quantized frequency spectrum by use of a second inverse quantization coefficient corresponding to the second quantization information, to generate a differential normalized frequency spectrum;
- a second normalization unit configured to inversely normalize the differential normalized frequency spectrum by use of a second inverse normalization coefficient corresponding to the normalization information and the first quantization information, to generate a differential frequency spectrum;
- an addition unit configured to add the frequency spectrum and the differential frequency spectrum; and
- a second time transformation unit configured to perform frequency-time transform on a frequency spectrum obtained by the addition means, to generate an output audio signal.]
- [13.** A method executed by an audio coding device comprising the steps of:
- a code string decoding step of decoding an input code string, to generate normalization information, a quantized frequency spectrum, and a differential quantized frequency spectrum;
- a quantization information calculation step including the steps of (a) generating total quantization information indicating a quantization bit number on the basis of the normalization information, (b) allocating the total quantization information, by setting a predetermined limit to a first quantization information, (c) allocating, up to the predetermined limit, the total quantization information to the first quantization information, and allocating an excess beyond the predetermined limit to the second quantization information (d) in each of a plurality of stages, generate the first quantization information and second quantization information each indicating a quantization bit number;
- a first inverse quantization step of linearly inversely quantizing the quantized frequency spectrum by use of a first inverse quantization coefficient corresponding to the first quantization information, to generate a normalized frequency spectrum, wherein, a predetermined limit to quantization information is set in each stage, and if quantization information allocated for a k-th stage, 'k' being an integer greater than zero, exceeds a limit in the k-th stage, an excess for quantization information is allocated for a (k+1)-th stage, the limit being based on a predetermined allowed quantization bit number for each of the respective plurality of stages;
- a first inverse normalization step of inversely normalizing the normalized frequency spectrum by use of a first

- inverse normalization coefficient corresponding to the normalization information, to generate a frequency spectrum;
- a second inverse quantization step of linearly inversely quantizing the differential quantized frequency spectrum by use of a second inverse quantization coefficient corresponding to the second quantization information, to generate a differential normalized frequency spectrum;
- a second inverse normalization step of inversely normalizing the differential normalized frequency spectrum by use of a second inverse normalization coefficient corresponding to the normalization information and the first quantization information, to generate a differential frequency spectrum;
- an addition step of adding the frequency spectrum and the differential frequency spectrum; and
- a frequency-time transform step of performing frequency-time transform on a frequency spectrum obtained by the addition step, to generate an output audio signal.]
- 14. An apparatus comprising an audio decoding device including processing circuitry and programmed to execute a program via the processing circuitry, the program comprising:*
- a code string decoding unit configured to decode an input code string, to generate normalization information, a quantized frequency spectrum, and a differential quantized frequency spectrum;*
- a quantization information calculation unit configured to*
- (a) generate total quantization information indicating a quantization bit number on the basis of the normalization information, (b) for a plurality of stages, allocate the total quantization information, each stage having a predetermined limit to quantization information, and if quantization information allocated to a k-th stage ("k" being an integer greater than zero) exceeds the predetermined limit of the k-th stage, an excess of the quantization information is allocated to a (k+1)-th stage, the limit being based on predetermined allowed quantization bit number for each stage of the respective plurality of stages, wherein the allocating includes allocating, up to the predetermined limit, the total quantization information to a first quantization information, and allocating an excess beyond the predetermined limit to a second quantization information, and generating the first quantization information and the second quantization information, each of the first quantization information and the second quantization information indicating a respective quantization bit number;*
- a first inverse quantization unit configured to linearly inversely quantize the quantized frequency spectrum by use of a first inverse quantization coefficient corresponding to the first quantization information, and generate a normalized frequency spectrum;*
- a first inverse normalization unit configured to inversely normalize the normalized frequency spectrum by use of a first inverse normalization coefficient corresponding to the normalization information, to generate a frequency spectrum;*
- a second inverse quantization unit configured to linearly inversely quantize the differential quantized frequency spectrum by use of a second inverse quantization coefficient corresponding to the second quantization information, to generate a differential normalized frequency spectrum;*
- a second normalization unit configured to inversely normalize the differential normalized frequency spectrum*

31

by use of a second inverse normalization coefficient corresponding to the normalization information and the first quantization information, to generate a differential frequency spectrum;

an addition unit configured to add the frequency spectrum and the differential frequency spectrum in a frequency domain and generate a resultant frequency spectrum; and

a frequency to time transformation unit configured to perform a frequency-time transform on the resultant frequency spectrum, to generate an output audio signal.

15. A method executed by an audio coding device comprising:

a transform step of transforming an input audio signal and generating a normalization information and a first frequency spectrum;

a quantization information calculation step of (a) generating total quantization information indicating a quantization bit number on the basis of the normalization information, and (b) for a plurality of stages, allocating the total quantization information among the plurality of stages, each stage having a predetermined limit to quantization information, such that quantization information is first allocated to a k-th stage ("k" being an integer greater than zero) and quantization information for a (k+1)-th stage being set to the predetermined limit of the (k+1)-th stage or the excess of the quantization information not allocated to the k-th stage, the limit being based on predetermined allowed quantization bit number for each stage of the respective plurality of stages, wherein the allocating includes allocating up to the predetermined limit, the total quantization information to a first quantization information, and allocating an excess beyond the predetermined limit or a predetermined limit to a second quantization information, and generating the first quantization information and the second quantization information, each of the first quantization information and the second quantization information indicating a respective quantization bit number;

32

a first normalization step of normalizing the first frequency spectrum by use of a first normalization coefficient corresponding to the normalization information and generating a first normalized frequency spectrum;

a first quantization step of linearly quantizing the first normalized frequency spectrum by use of a first quantization coefficient corresponding to the first quantization information and generating a first quantized frequency spectrum;

an inverse quantization step of linearly inversely quantizing the first quantized frequency spectrum by use of an inverse quantization coefficient corresponding to the first quantization information and generating a second normalized frequency spectrum;

an inverse normalization step of inversely normalizing the second normalized frequency spectrum by use of an inverse normalization coefficient corresponding to the normalization information and generating a second frequency spectrum;

an subtraction step of subtracting the second frequency spectrum from the first frequency spectrum in a frequency domain and generating a differential frequency spectrum;

a second normalization step of normalizing the differential frequency spectrum by use of a second normalization coefficient corresponding to the normalization information and the first quantization information and generating a differential normalized frequency spectrum;

a second quantization step of linearly quantizing the differential normalized frequency spectrum by use of a second quantization coefficient corresponding to the second quantization information and generating a differential quantized frequency spectrum; and

a code string coding step of coding the normalization information, the first quantization information, the second quantization information, and the differential quantized frequency spectrum and generating an output code string.

\* \* \* \* \*