



US00RE48021E

(19) **United States**
(12) **Reissued Patent**
Fourt et al.

(10) **Patent Number: US RE48,021 E**
(45) **Date of Reissued Patent: Jun. 2, 2020**

(54) **LOCK FOR AN AUTOMATIC INJECTION DEVICE**

FOREIGN PATENT DOCUMENTS

(71) Applicant: **Eli Lilly and Company**, Indianapolis, IN (US)

WO 2007002052 1/2007
WO 2007047200 4/2007

(Continued)

(72) Inventors: **Jesse Arnold Fourt**, Menlo Park, CA (US); **Thomas Dieter Christian Overthun**, San Francisco, CA (US); **Judy Guo**, San Francisco, CA (US); **Thomas Gaëtan Thibault Brisebras**, San Francisco, CA (US)

OTHER PUBLICATIONS

Ypsomed-YpsoMate® Brochure.

(Continued)

(73) Assignee: **Eli Lilly and Company**, Indianapolis, IN (US)

Primary Examiner — Philip S Hyder

(74) *Attorney, Agent, or Firm* — Marion Daniel Spillman

(21) Appl. No.: **29/674,243**

(57) **CLAIM**

(22) Filed: **Dec. 20, 2018**

The ornamental design for *a lock for an automatic injection device*, as shown and described.

Related U.S. Patent Documents

Reissue of:

(64) Patent No.: **Des. 773,650**
Issued: **Dec. 6, 2016**
Appl. No.: **29/530,811**
Filed: **Jun. 19, 2015**

DESCRIPTION

U.S. Applications:

(62) Division of application No. 29/672,419, filed on Dec. 5, 2018, which is an application for the reissue of Pat. No. Des. 773,650.

(51) **LOC (12) Cl.** **24-02**

(52) **U.S. Cl.**
USPC **D24/113**

(58) **Field of Classification Search**
USPC D24/112, 113, 114, 108, 127, 130, 133;
D8/311; D23/252, 238

(Continued)

[FIG. 1 is a top perspective view of an automatic injection device showing our new design;]
[FIG. 2 is a bottom perspective view thereof;]
[FIG. 3 is a front view thereof;]
[FIG. 4 is a rear view thereof;]
[FIG. 5 is side view thereof;]
[FIG. 6 is an opposite side view thereof;]
[FIG. 7 is a top view thereof; and,]
[FIG. 8 is a bottom view thereof.]
FIG. 9 is a top perspective view of the lock for an automatic injection device showing our new design;
FIG. 10 is a bottom perspective view thereof;
FIG. 11 is a front view thereof;
FIG. 12 is a rear view thereof;
FIG. 13 is side view thereof;
FIG. 14 is an opposite side view thereof;
FIG. 15 is a top view thereof; and,
FIG. 16 is a bottom view thereof.

[The small ovals in the central height region of FIGS. 1-6 show projecting texturing that form part of the claimed design.] The broken lines showing internal portions and a

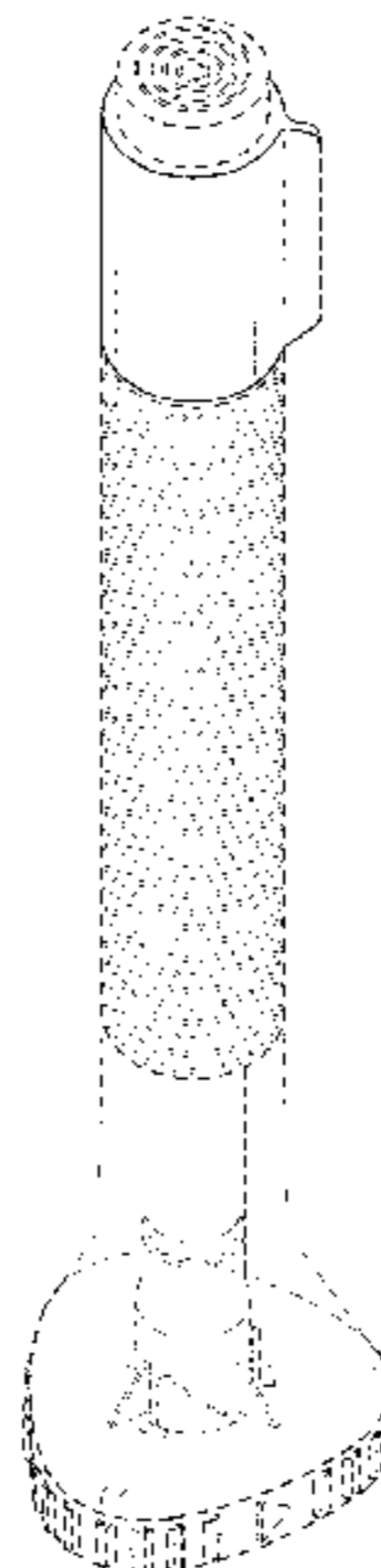
(Continued)

(56) **References Cited**

U.S. PATENT DOCUMENTS

D316,899 S 5/1991 Andersson et al.
D330,079 S 10/1992 Dalling et al.

(Continued)



(New)

bottom portion of the *lock for an* automatic injection device form no part of the claimed design.

1 Claim, 10 Drawing Sheets

Matter enclosed in heavy brackets [] appears in the original patent but forms no part of this reissue; matter printed in italics indicates the additions made by reissue.

(58) **Field of Classification Search**

CPC A61M 5/178; A61M 3/00; A61M 5/20;
A61M 5/31; A61M 5/3146; A61M
5/3129; A61M 5/3148; A61M 5/315
See application file for complete search history.

(56) **References Cited**

U.S. PATENT DOCUMENTS

D420,739 S	2/2000	Moreau-Defarges	
D428,640 S *	7/2000	Pitsch	D23/238
D461,555 S *	8/2002	Binet	D24/114
D471,976 S	3/2003	Pavlu et al.	
D476,078 S	6/2003	Pavlu et al.	
D476,734 S	7/2003	Pavlu et al.	
D483,116 S	12/2003	Castellano	
D531,702 S *	11/2006	Haug	D23/252
D607,558 S *	1/2010	Abry	D24/113
D628,690 S	12/2010	Galbraith	D24/114
7,918,824 B2	4/2011	Bishop et al.	
D652,136 S *	1/2012	Hawley	D24/113
D655,595 S *	3/2012	Ouellette	D8/311
D669,397 S *	10/2012	Isokari	D12/110
D670,375 S	11/2012	Corbin	
D670,376 S	11/2012	Corbin	
D677,380 S	3/2013	Julian et al.	
8,409,138 B2	4/2013	James et al.	
D690,416 S *	9/2013	Cappello	D24/112
D695,892 S *	12/2013	Cappello	D24/113
D696,397 S	12/2013	Guarraia et al.	

D708,317 S	7/2014	Schneider et al.	
D714,932 S *	10/2014	Hall	D24/112
D721,802 S *	1/2015	Ohashi	D24/113
D722,158 S *	2/2015	Magome	D24/113
D724,721 S	3/2015	Geert-Jensen et al.	
D728,782 S	5/2015	Dubuc et al.	
D729,930 S	5/2015	Geert-Jensen et al.	
D732,161 S *	6/2015	Ohashi	D24/113
D739,011 S *	9/2015	Morrison, Jr.	D24/114
D741,472 S *	10/2015	Yotani	D24/108
D743,560 S *	11/2015	Pietrantonio	D24/186
D747,476 S *	1/2016	Kawamura	D24/130
D747,797 S *	1/2016	Fourt	D24/114
D748,270 S *	1/2016	Pietrantonio	D24/186
D748,746 S *	2/2016	Eder	D21/694
D758,570 S *	6/2016	Wohlfahrt	D24/113
D758,826 S *	6/2016	Geyer	D8/311
D770,610 S *	11/2016	Saussaye	D24/113
D777,908 S *	1/2017	Amend Kwasnik	D24/113
D780,909 S *	3/2017	Burkett	D24/113
D785,781 S *	5/2017	Chan	D24/112
2011/0092915 A1	4/2011	Olson et al.	
2015/0260745 A1*	9/2015	Chan	G01N 35/10 73/61.59

FOREIGN PATENT DOCUMENTS

WO	2010104779	9/2010
WO	2011109205	9/2011
WO	2013032779	3/2013
WO	2014062488	4/2014

OTHER PUBLICATIONS

Schreiner Group—New Labels with Tamper-Evident and Non-Slip Features Help Enhance Patient Safety(URL: <http://www.schreiner-group.com/3/company/press-room/schreiner-medipharm-us/new-labels-with-tamper-evident-and-non-slip-features-help-enhance-patient-safety/>).

Unpublished Design U.S. Appl. No. 29/449,492, Eli Lilly and Company, entitled “Automatic Injection Device” filed Mar. 15, 2013.

* cited by examiner

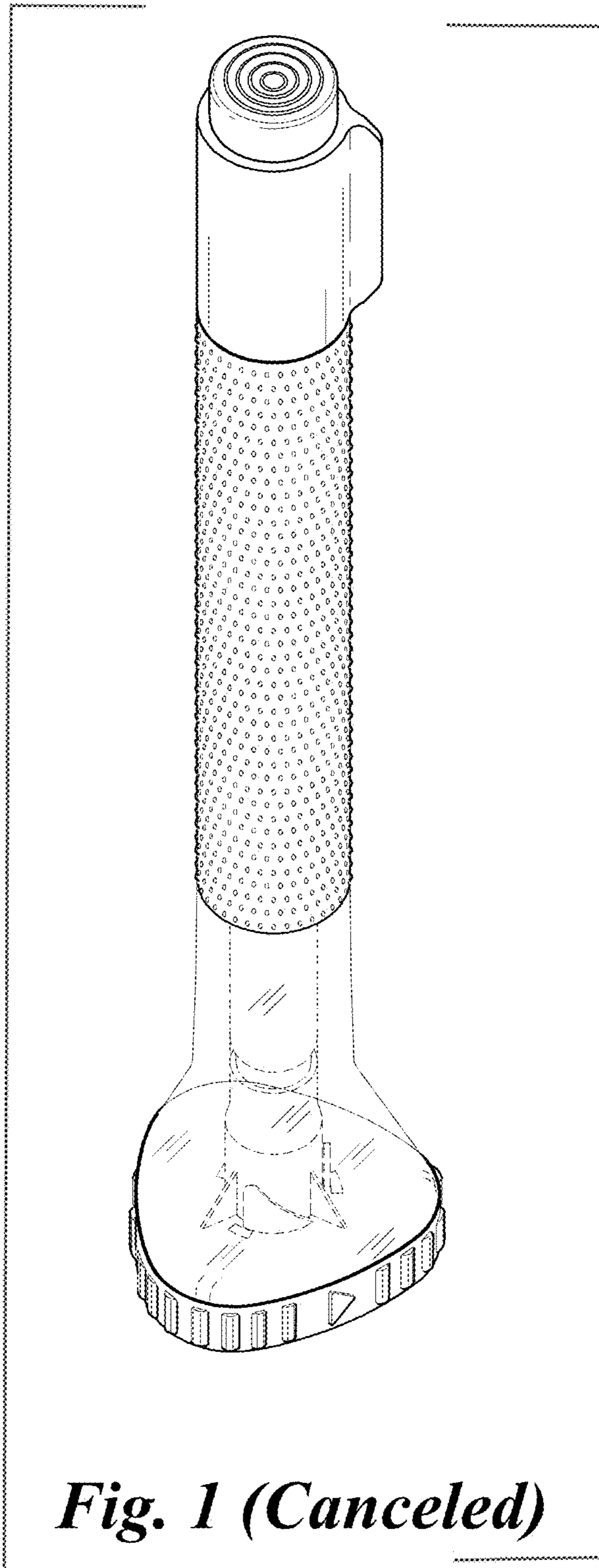


Fig. 1 (Canceled)

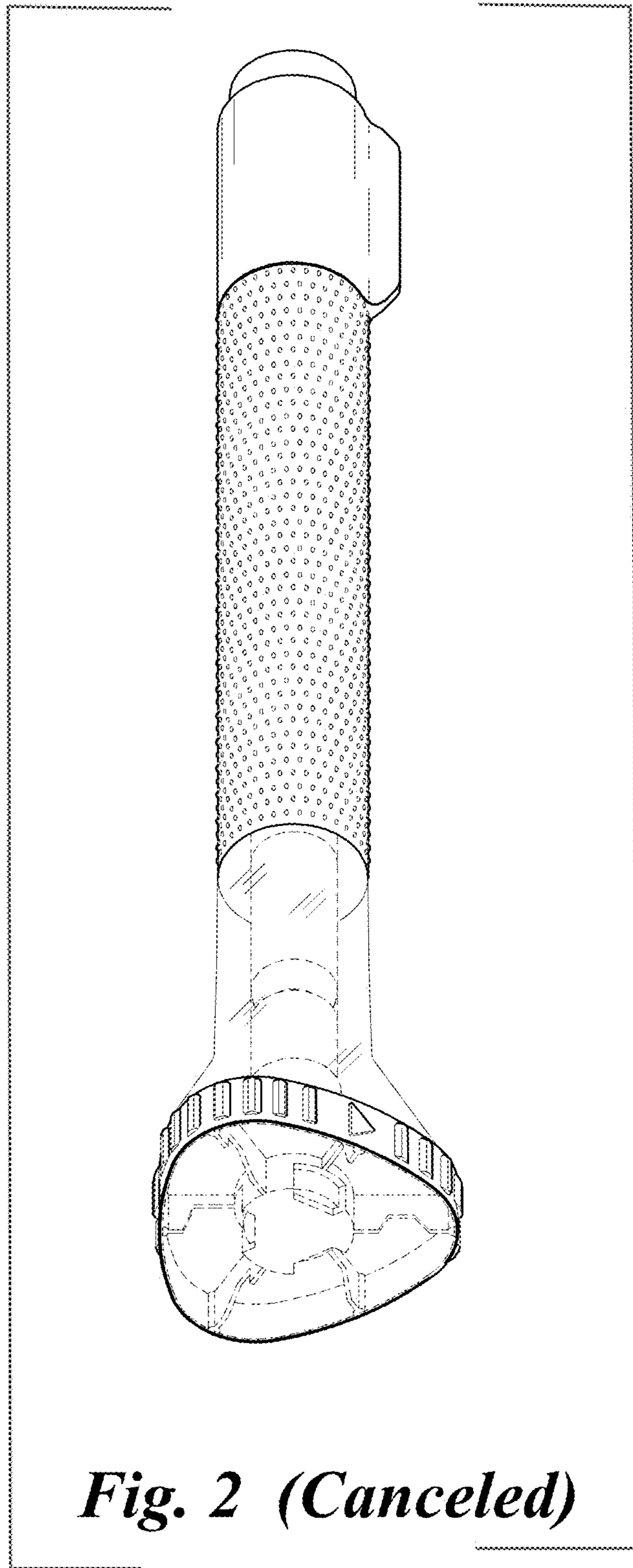
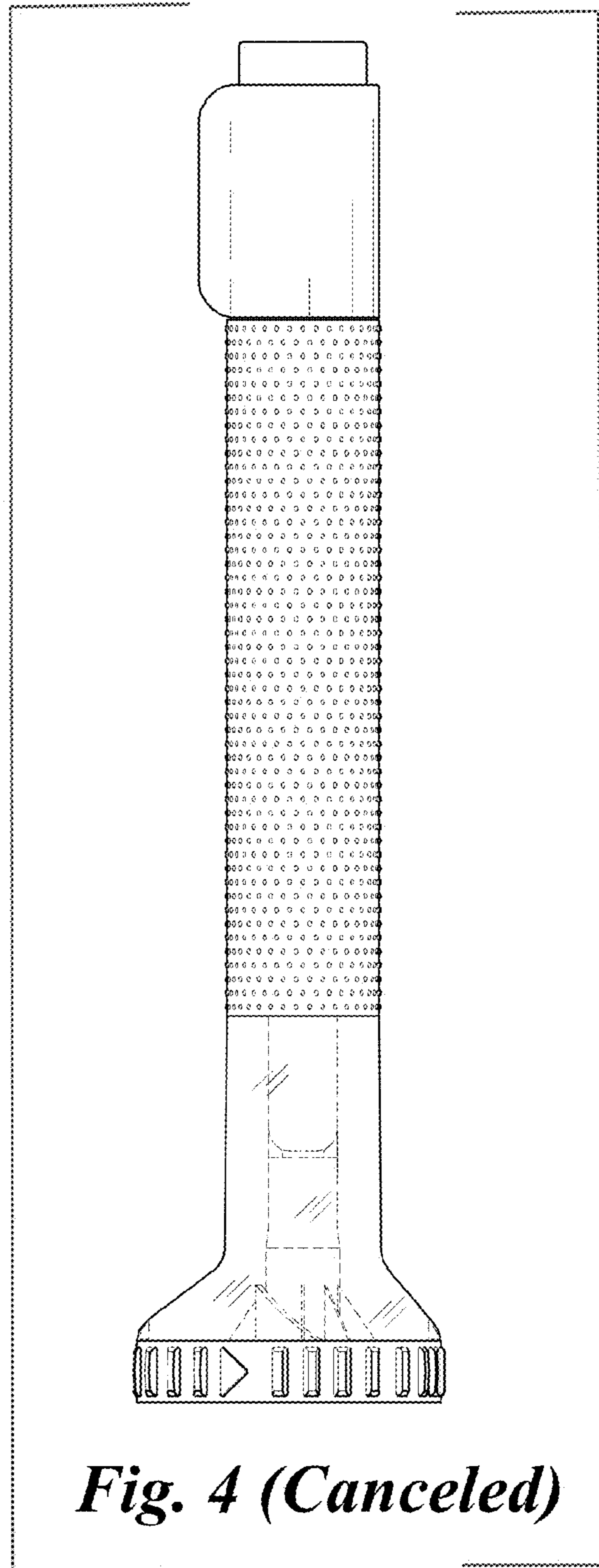
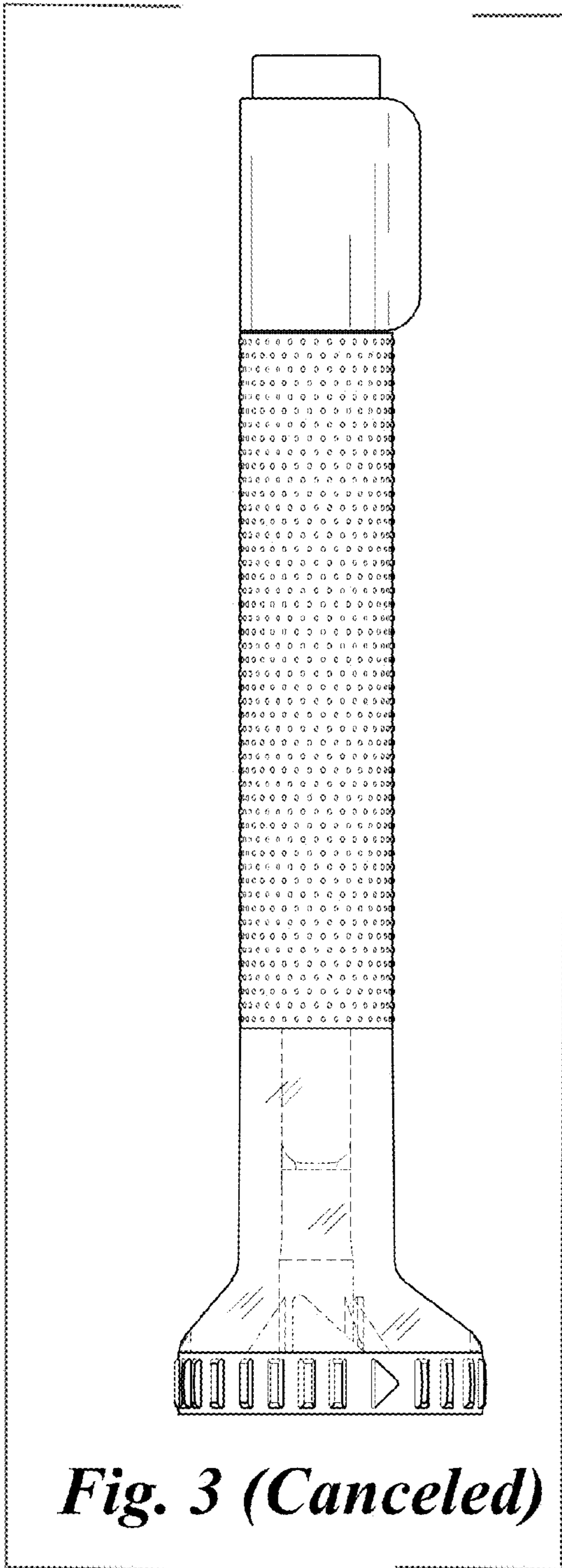


Fig. 2 (Canceled)



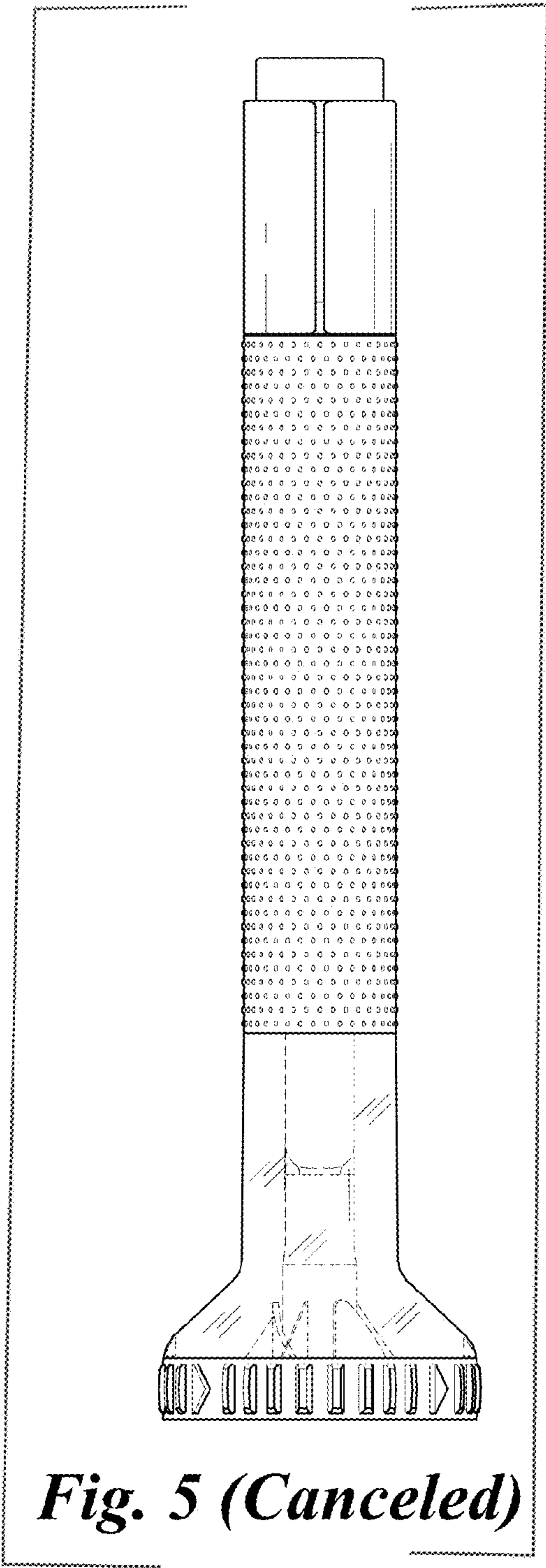


Fig. 5 (Canceled)

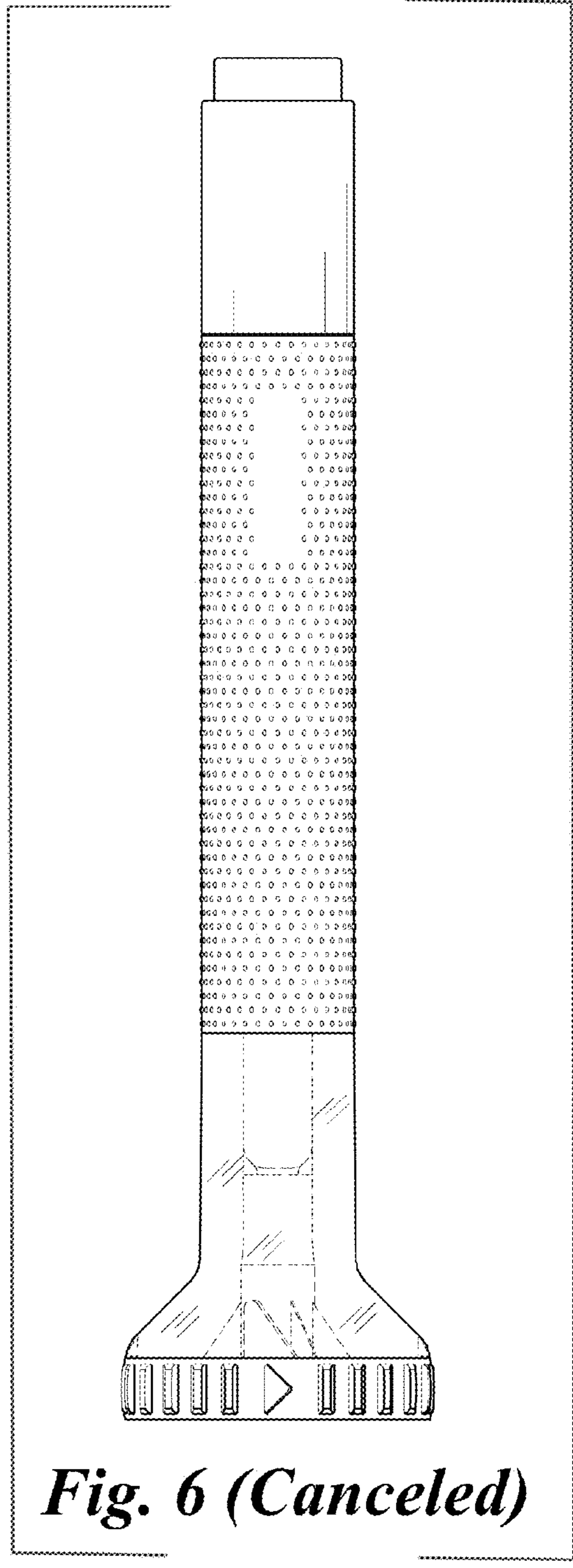


Fig. 6 (Canceled)

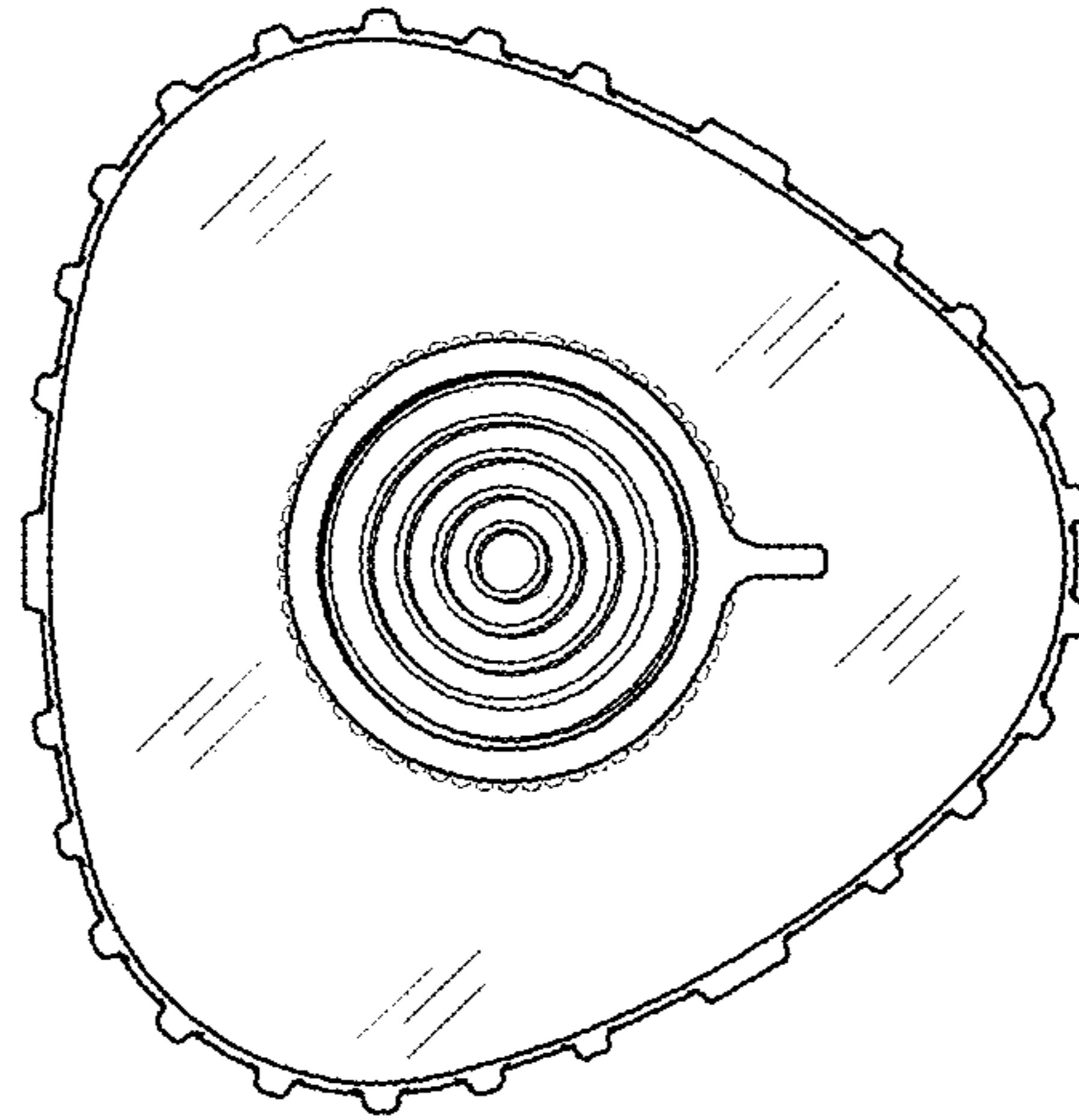


Fig. 7 (Canceled)

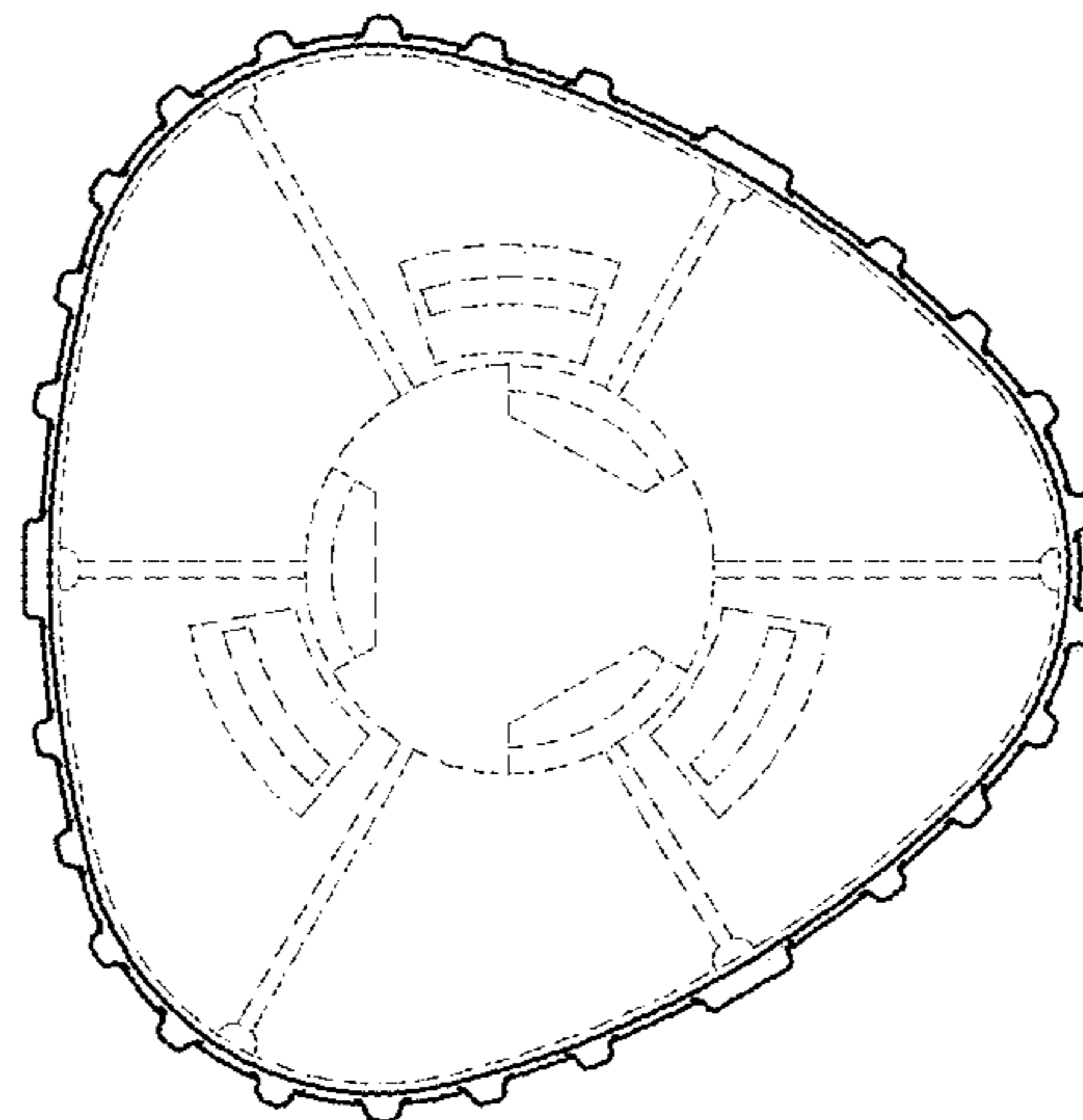


Fig. 8 (Canceled)

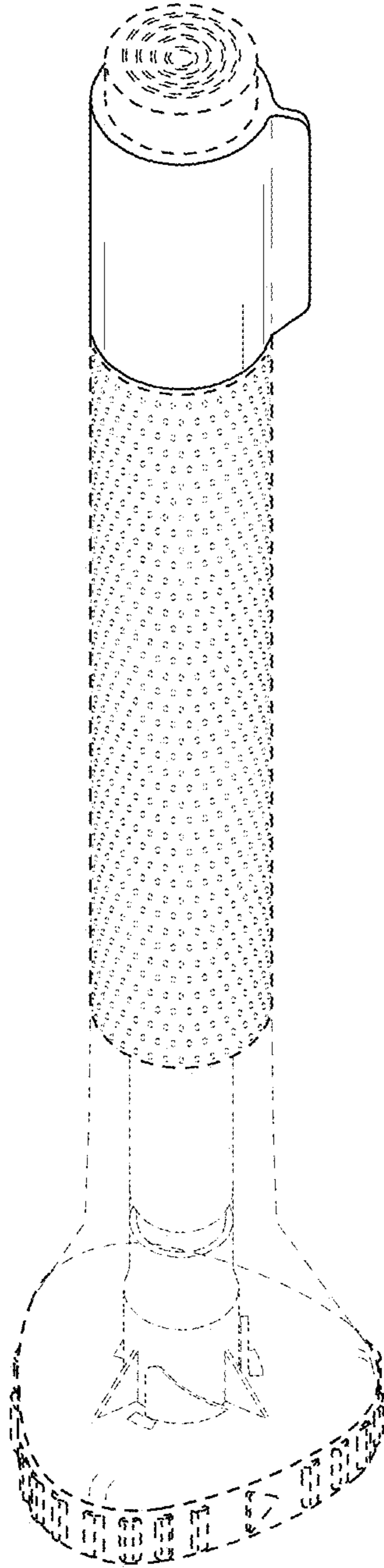


Fig. 9 (New)

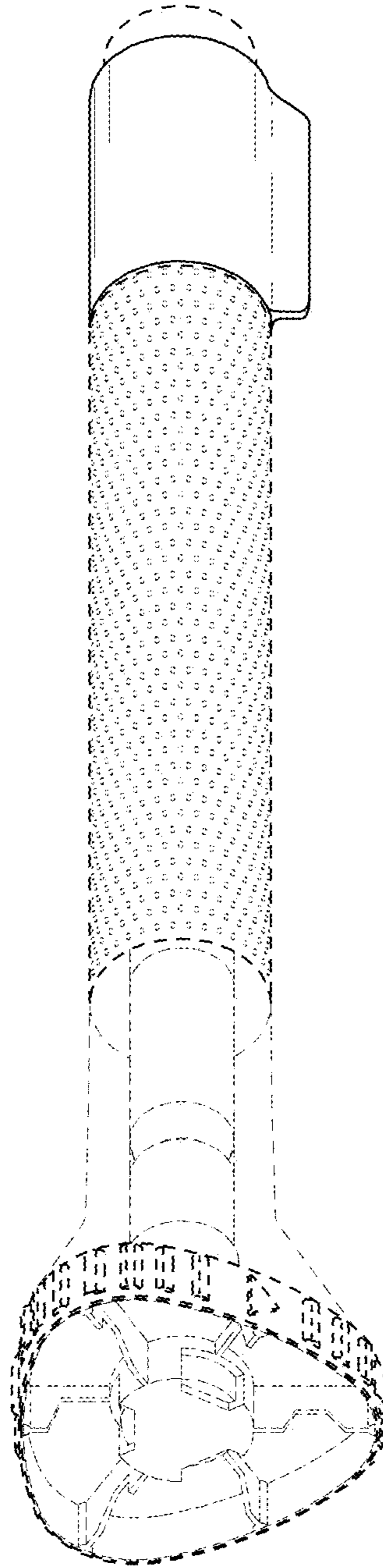


Fig. 10 (New)

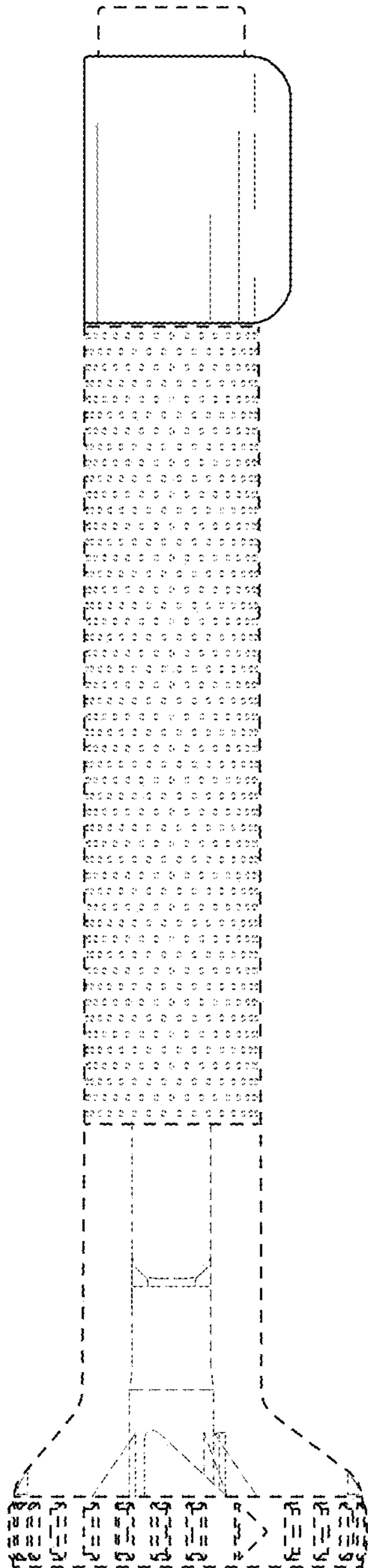


Fig. 11 (New)

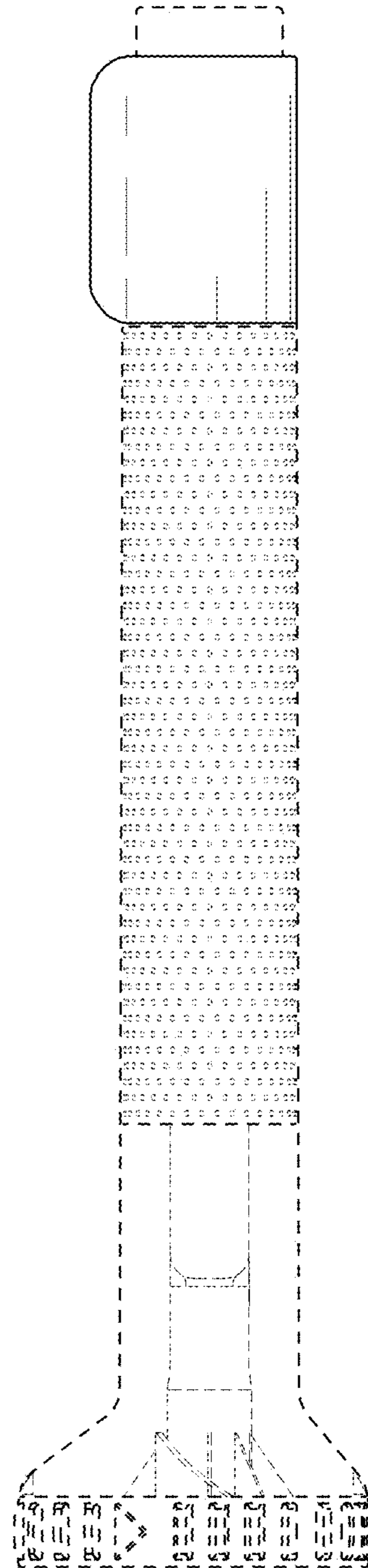


Fig. 12 (New)

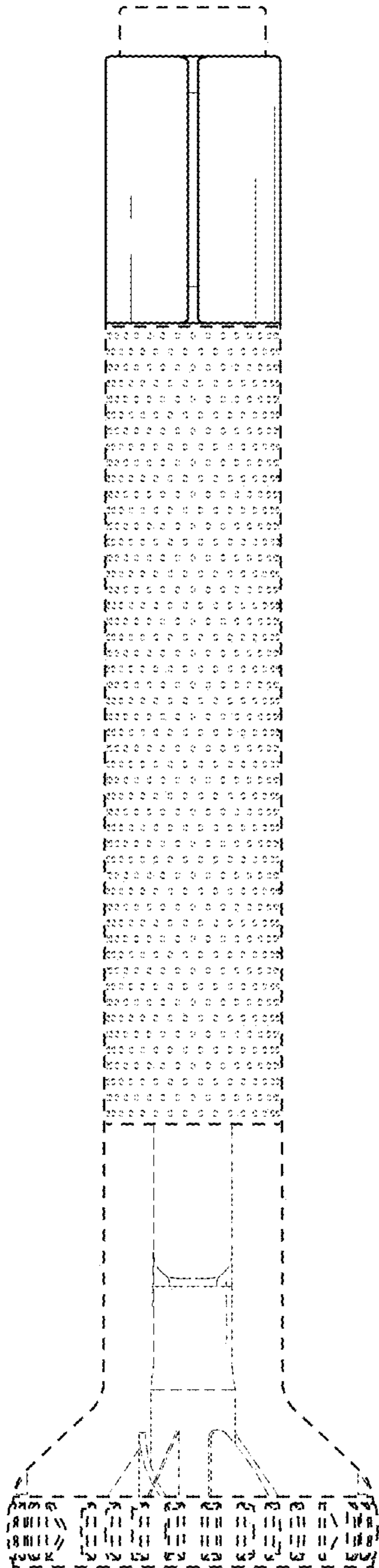


Fig. 13 (New)

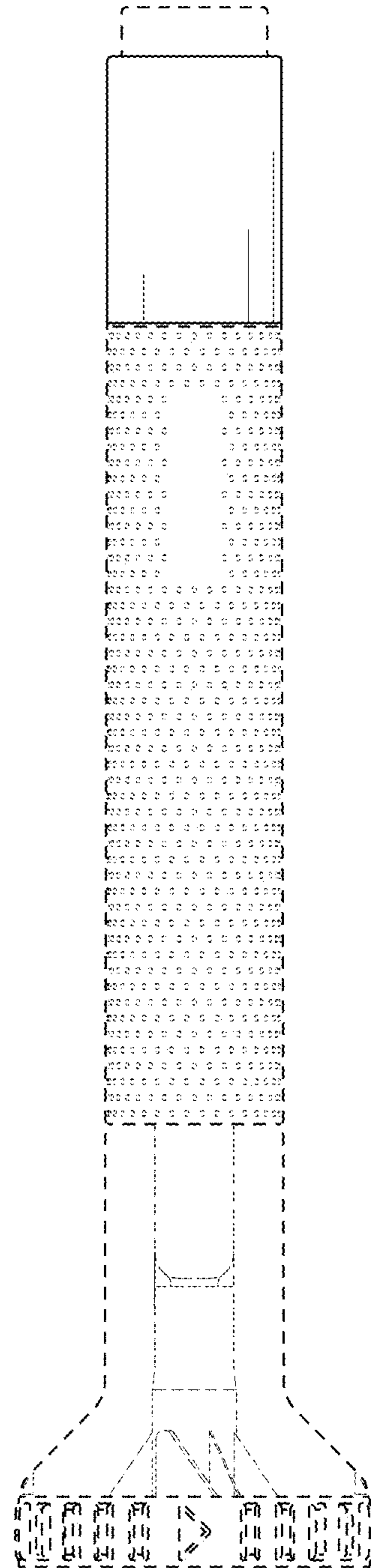


Fig. 14 (New)

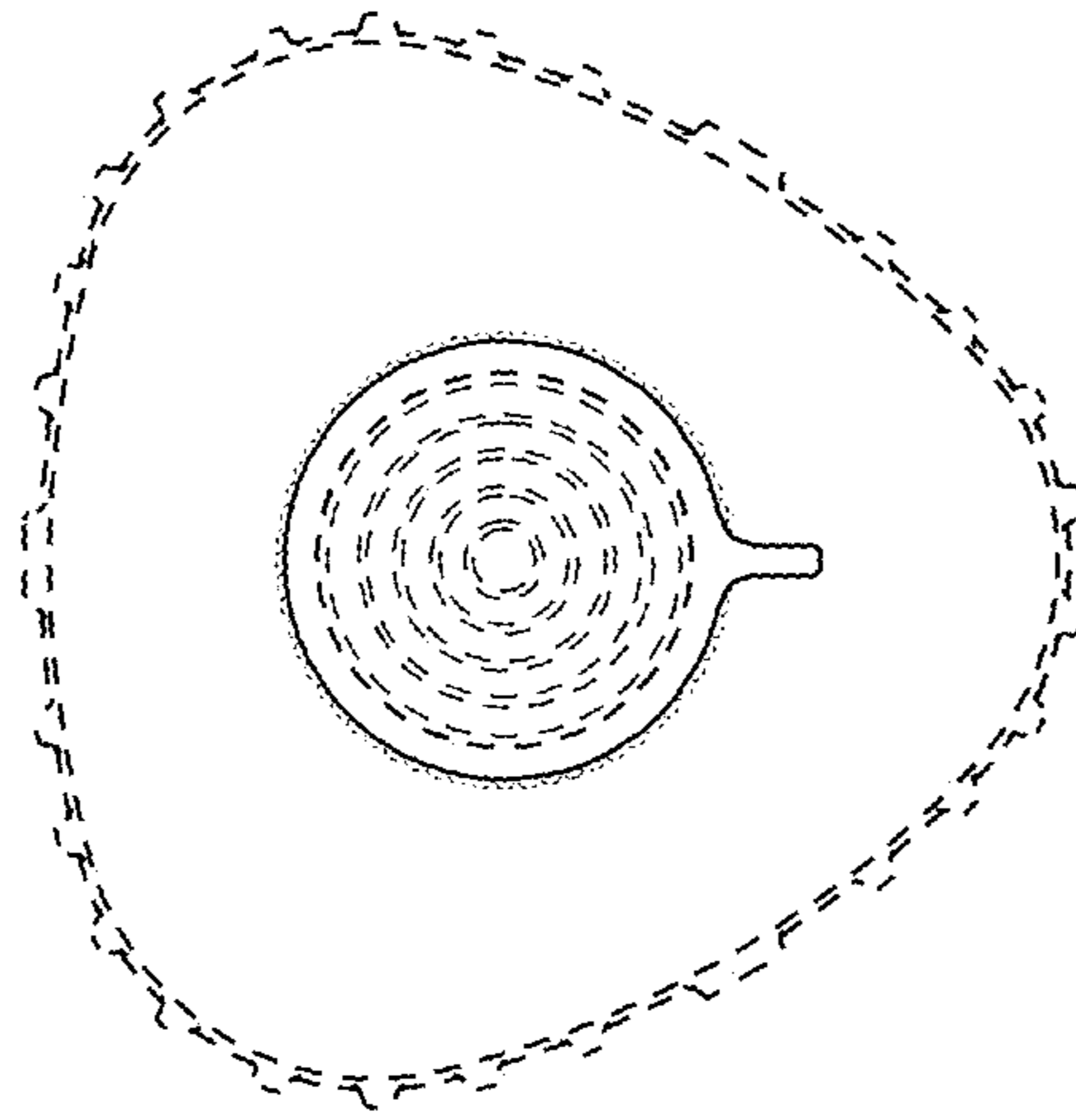


Fig. 15 (New)

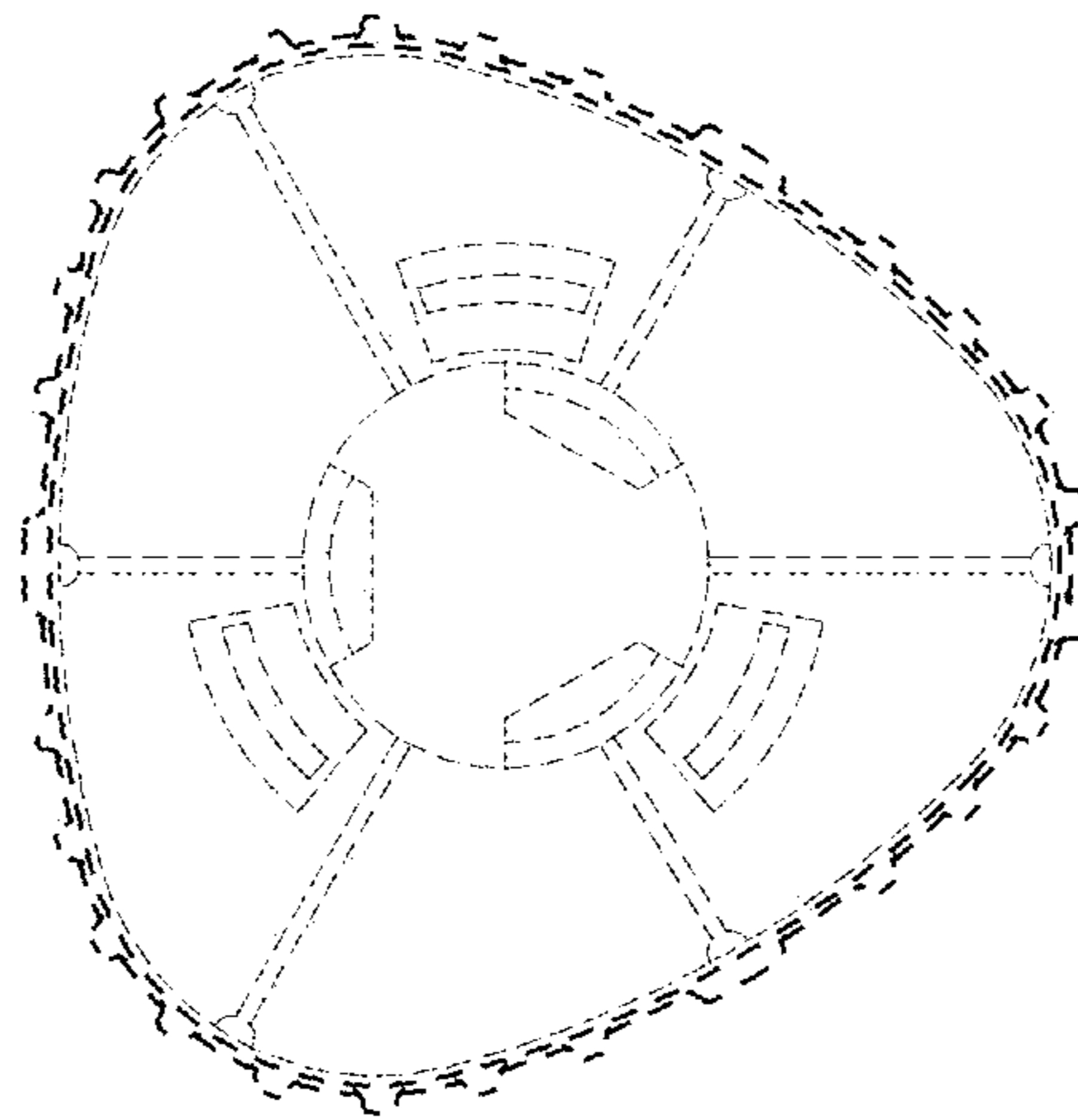


Fig. 16 (New)

UNITED STATES PATENT AND TRADEMARK OFFICE
CERTIFICATE OF CORRECTION

PATENT NO. : RE48,021 E
APPLICATION NO. : 29/674243
DATED : June 2, 2020
INVENTOR(S) : Jesse Arnold Fourt et al.

Page 1 of 1

It is certified that error appears in the above-identified patent and that said Letters Patent is hereby corrected as shown below:

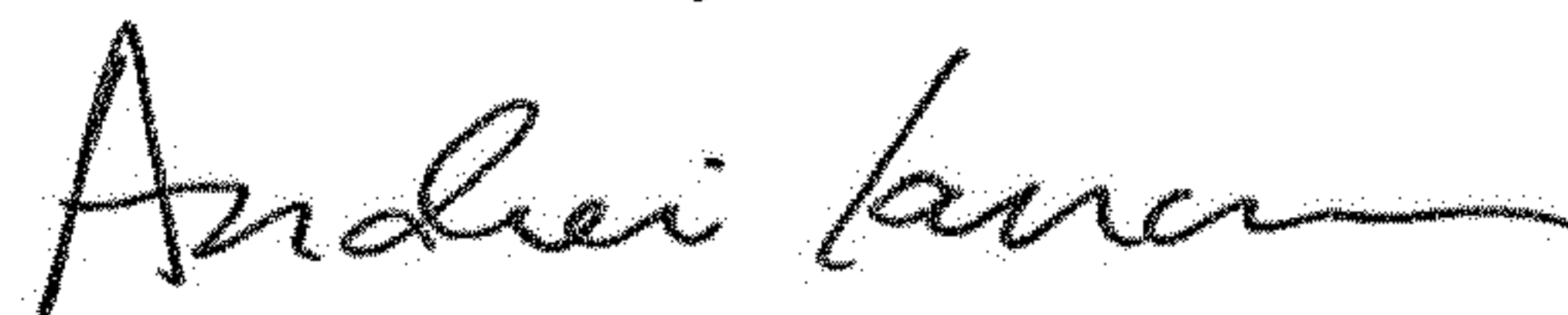
On the Title Page

After the DESCRIPTION header, please insert as a first paragraph the following paragraphs:

-- This is a divisional of U.S. Design Patent Application No. 29/672,419, filed December 5, 2018, which is an application for reissue of U.S. Design Patent No. D773,650, which issued on December 6, 2016, from U.S. Design Patent Application No. 29/530,811, filed June 19, 2015. The entire contents of U.S. 29/672,419, U.S. 29/530,811, and U.S. D773,650 are incorporated herein by reference.

Notice: More than one reissue application has been filed for the reissue of U.S. Patent No. D773,650. The reissue applications are U.S. Application No. 29/674,238, U.S. Application No. 29/674,241, U.S. Application No. 29/674,243 (the present application), U.S. Application No. 29/674,244, and parent reissue U.S. Application No. 29/672,419, all of which are reissues of U.S. Patent No. D773,650. --

Signed and Sealed this
Twentieth Day of October, 2020



Andrei Iancu
Director of the United States Patent and Trademark Office