



US00RE47915E

(19) **United States**  
(12) **Reissued Patent**  
**Akana et al.**

(10) **Patent Number: US RE47,915 E**  
(45) **Date of Reissued Patent: Mar. 24, 2020**

(54) **EARPHONE**

(71) Applicant: **Apple Inc.**, Cupertino, CA (US)

(72) Inventors: **Jody Akana**, San Francisco, CA (US); **Bartley K. Andre**, Palo Alto, CA (US); **Jeremy Bataillou**, San Francisco, CA (US); **Daniel J. Coster**, San Francisco, CA (US); **Daniele De Iuliis**, San Francisco, CA (US); **M. Evans Hankey**, San Francisco, CA (US); **Julian Hoenig**, San Francisco, CA (US); **Richard P. Howarth**, San Francisco, CA (US); **Jonathan P. Ive**, San Francisco, CA (US); **Duncan Robert Kerr**, San Francisco, CA (US); **Shin Nishibori**, Kailua, HI (US); **Matthew Dean Rohrbach**, San Francisco, CA (US); **Peter Russell-Clarke**, San Francisco, CA (US); **Christopher J. Stringer**, Woodside, CA (US); **Eugene Antony Whang**, San Francisco, CA (US); **Rico Zörkendörfer**, San Francisco, CA (US); **Hwang-Miaw Chen**, Tu-Cheng (TW)

(73) Assignee: **Apple Inc.**, Cupertino, CA (US)

(21) Appl. No.: **29/678,501**

(22) Filed: **Jan. 29, 2019**

**Related U.S. Patent Documents**

Reissue of:

(64) Patent No.: **Des. 652,823**  
Issued: **Jan. 24, 2012**  
Appl. No.: **29/389,697**  
Filed: **Apr. 15, 2011**

(51) **LOC (12) Cl.** ..... **14-01**

(52) **U.S. Cl.**  
USPC ..... **D14/223**

(58) **Field of Classification Search**  
USPC ..... D14/138 R, 172, 188, 191, 192, 203.1,  
D14/204, 205, 206, 223, 224, 225, 249,  
D14/372, 433, 496; D24/174

(Continued)

(56) **References Cited**

U.S. PATENT DOCUMENTS

3,934,100 A \* 1/1976 Harada ..... A61B 7/00  
181/135  
D278,234 S \* 4/1985 Saito ..... D14/205  
(Continued)

*Primary Examiner* — Darlington Ly  
(74) *Attorney, Agent, or Firm* — Sterne, Kessler,  
Goldstein & Fox P.L.L.C.

(57) **CLAIM**

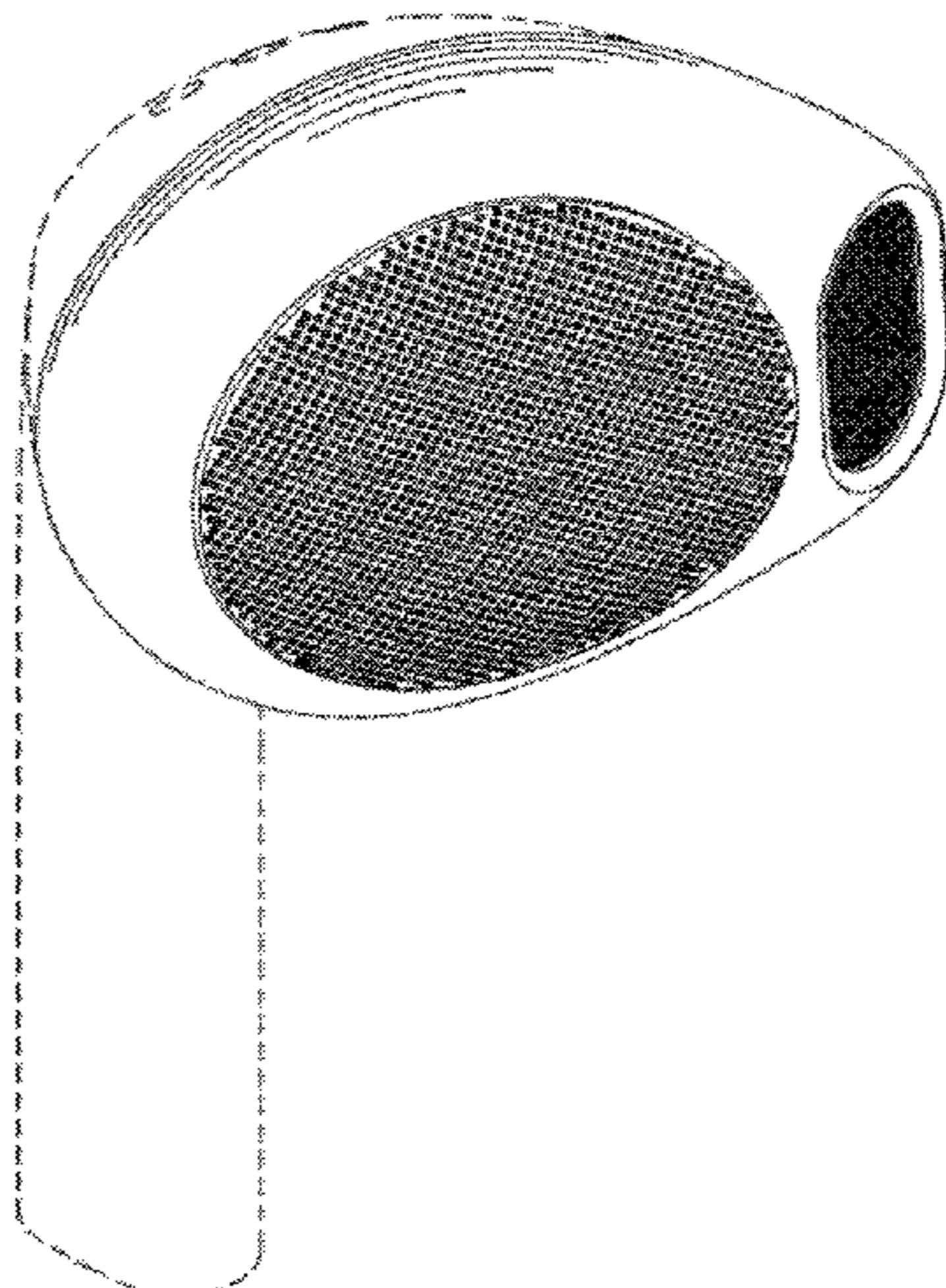
The ornamental design for an earphone, as shown and described.

**DESCRIPTION**

FIG. 1 is a perspective view of an embodiment of an earphone showing my new design.  
FIG. 2 is a front elevational view of the earphone of FIG. 1.  
FIG. 3 is a rear elevational view of the earphone of FIG. 1.  
FIG. 4 is a left side elevational view of the earphone of FIG. 1.  
FIG. 5 is a right side elevational view of the earphone of FIG. 1.  
FIG. 6 is a top plan view of the earphone of FIG. 1.  
FIG. 7 is a bottom plan view of the earphone of FIG. 1.  
FIG. 8 is a perspective view of an alternative embodiment of an earphone showing my new design.  
FIG. 9 is a front elevational view of the earphone of FIG. 8.  
FIG. 10 is a rear elevational view of the earphone of FIG. 8.  
FIG. 11 is a left side elevational view of the earphone of FIG. 8.  
FIG. 12 is a right side elevational view of the earphone of FIG. 8.  
FIG. 13 is a top plan view of the earphone of FIG. 8; and, FIG. 14 is a bottom plan view of the earphone of FIG. 8.  
Portions of FIGS. 1 to 14 that are shown as broken lines are for illustrative purpose only and form no part of the claimed design.

**1 Claim, 14 Drawing Sheets**

**Matter enclosed in heavy brackets [ ] appears in the original patent but forms no part of this reissue; matter printed in italics indicates the additions made by reissue.**



# US RE47,915 E

Page 2

(58) **Field of Classification Search**

CPC ..... H04R 25/00; H04R 1/10; H04R 1/10016;  
H04R 1/105; H04R 1/1083; H04R 1/02  
See application file for complete search history.

(56) **References Cited**

U.S. PATENT DOCUMENTS

4,646,872 A \* 3/1987 Kamon et al. .... H04R 1/225  
181/129  
4,965,838 A \* 10/1990 Kamon et al. .... H04R 1/1016  
381/380  
D318,864 S \* 8/1991 Daido et al. .... D14/205  
D318,865 S \* 8/1991 Ichikawa ..... D14/205  
5,133,428 A \* 7/1992 Perrson ..... B60R 11/0217  
181/153  
D334,043 S \* 3/1993 Taniguchi et al. .... D14/218  
5,420,935 A \* 5/1995 Shinohara et al. .. H04R 1/1016  
381/370  
6,122,369 A \* 9/2000 Hwang et al. .... H04M 1/6058  
379/420.04  
D469,753 S \* 2/2003 Andre et al. .... D14/205  
6,560,344 B1 \* 5/2003 Julstrom et al. .... H04R 1/406  
381/356  
D519,109 S \* 4/2006 Perszyk et al. .... D14/223  
D523,846 S \* 6/2006 Lee ..... D14/205  
D531,169 S \* 10/2006 Tokioka et al. .... D14/223  
7,289,640 B2 \* 10/2007 Tsai et al. .... H04M 1/05  
379/430  
D556,741 S \* 12/2007 Yeo ..... D14/205

D593,537 S \* 6/2009 Arimoto ..... D14/205  
D615,070 S \* 5/2010 Andre et al. .... D14/223  
D625,709 S \* 10/2010 Yamamoto ..... D14/223  
D668,632 S \* 10/2012 Enquist ..... D14/205  
D669,058 S \* 10/2012 Lee ..... D14/223  
D681,015 S \* 4/2013 Akana ..... H04R 1/1016  
D14/223  
D691,594 S \* 10/2013 Akana ..... D14/223  
D715,777 S \* 10/2014 Huang ..... D14/223  
D726,694 S \* 4/2015 Behar ..... D14/223  
D730,876 S \* 6/2015 Dahlberg ..... D14/223  
D733,101 S \* 6/2015 Pi ..... D14/223  
D733,689 S \* 7/2015 Narita ..... D14/223  
D744,456 S \* 12/2015 Pedersen ..... D14/223  
D754,638 S \* 4/2016 Krissman ..... D14/223  
D757,682 S \* 5/2016 Perez ..... D14/205  
D770,412 S \* 11/2016 Son ..... D14/205  
D770,425 S \* 11/2016 Son ..... D14/205  
D801,314 S \* 10/2017 Akana ..... D14/223  
D810,047 S \* 2/2018 Tzeng ..... D14/205  
D813,849 S \* 3/2018 Andreen ..... D14/223  
D818,990 S \* 5/2018 Tzeng ..... D14/205  
D820,809 S \* 6/2018 Akana ..... D14/205  
D830,345 S \* 10/2018 Cai ..... D14/223  
D847,125 S \* 4/2019 Akana ..... D14/223  
D849,401 S \* 5/2019 Akana ..... D3/274  
D853,995 S \* 7/2019 Cai ..... D14/223  
D861,647 S \* 10/2019 Chen ..... D14/223  
D862,424 S \* 10/2019 You ..... D14/223  
D864,166 S \* 10/2019 You ..... D14/223  
D869,445 S \* 12/2019 Hu ..... D14/223

\* cited by examiner



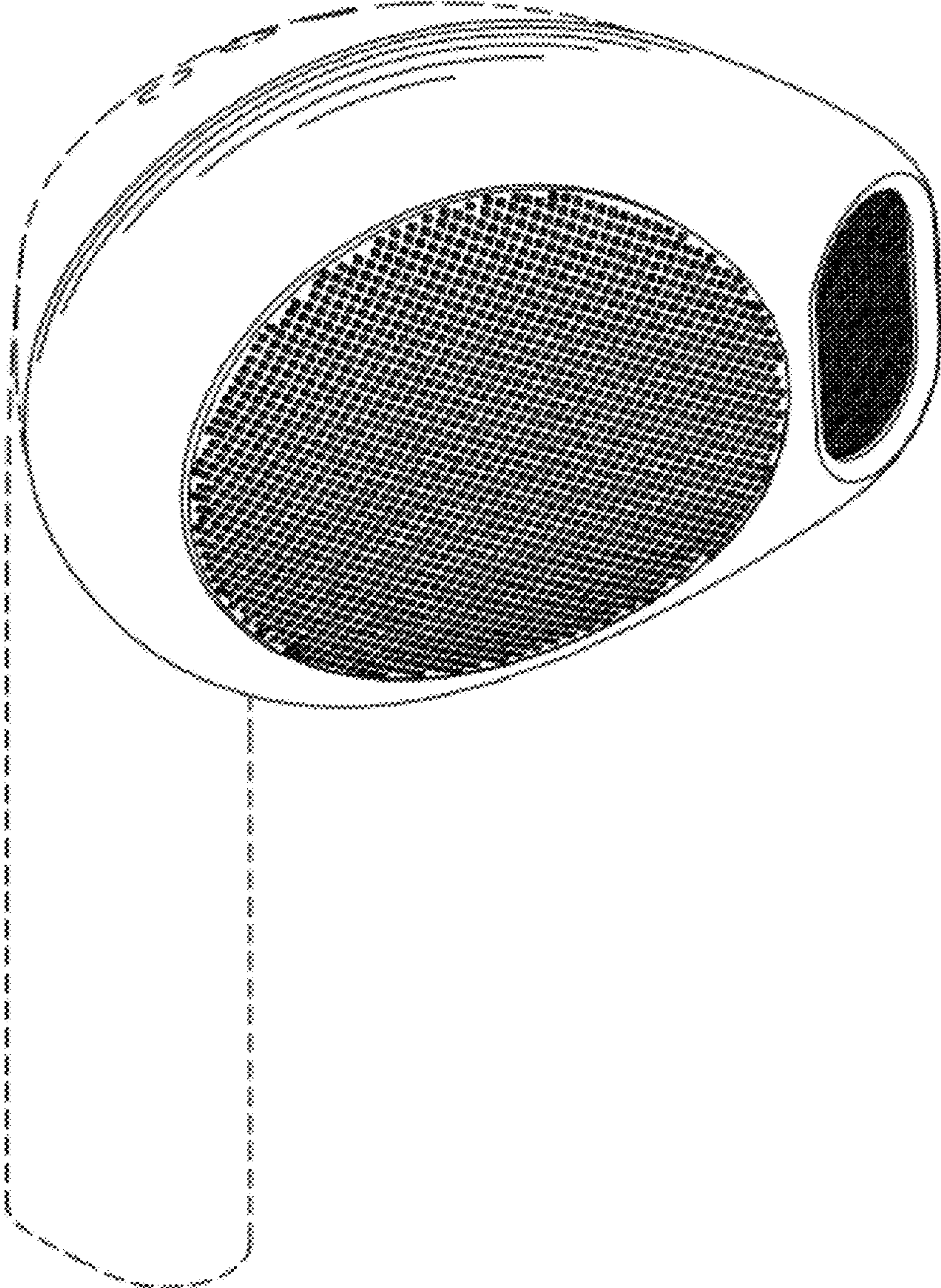


FIG. 1

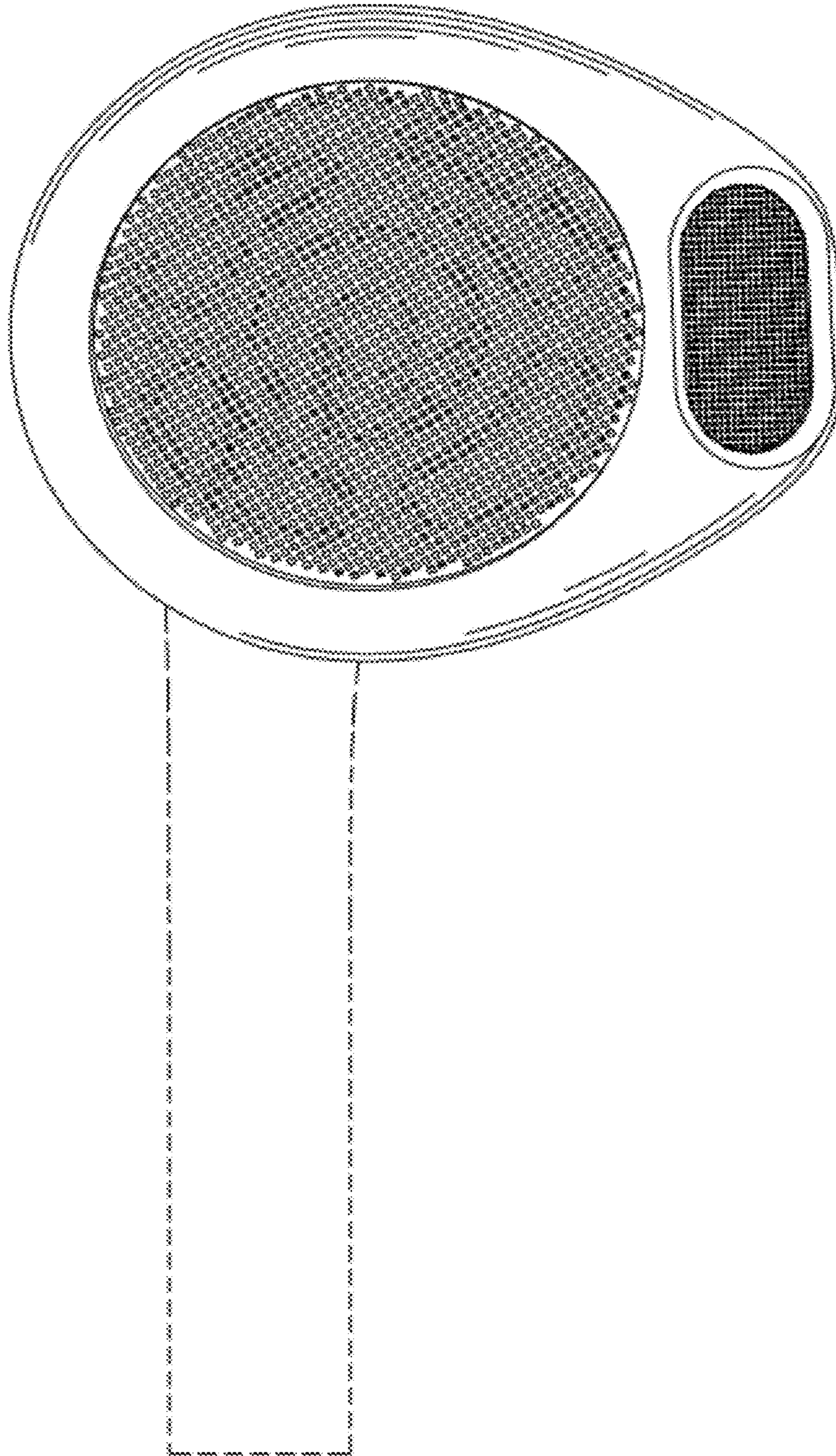


FIG. 2



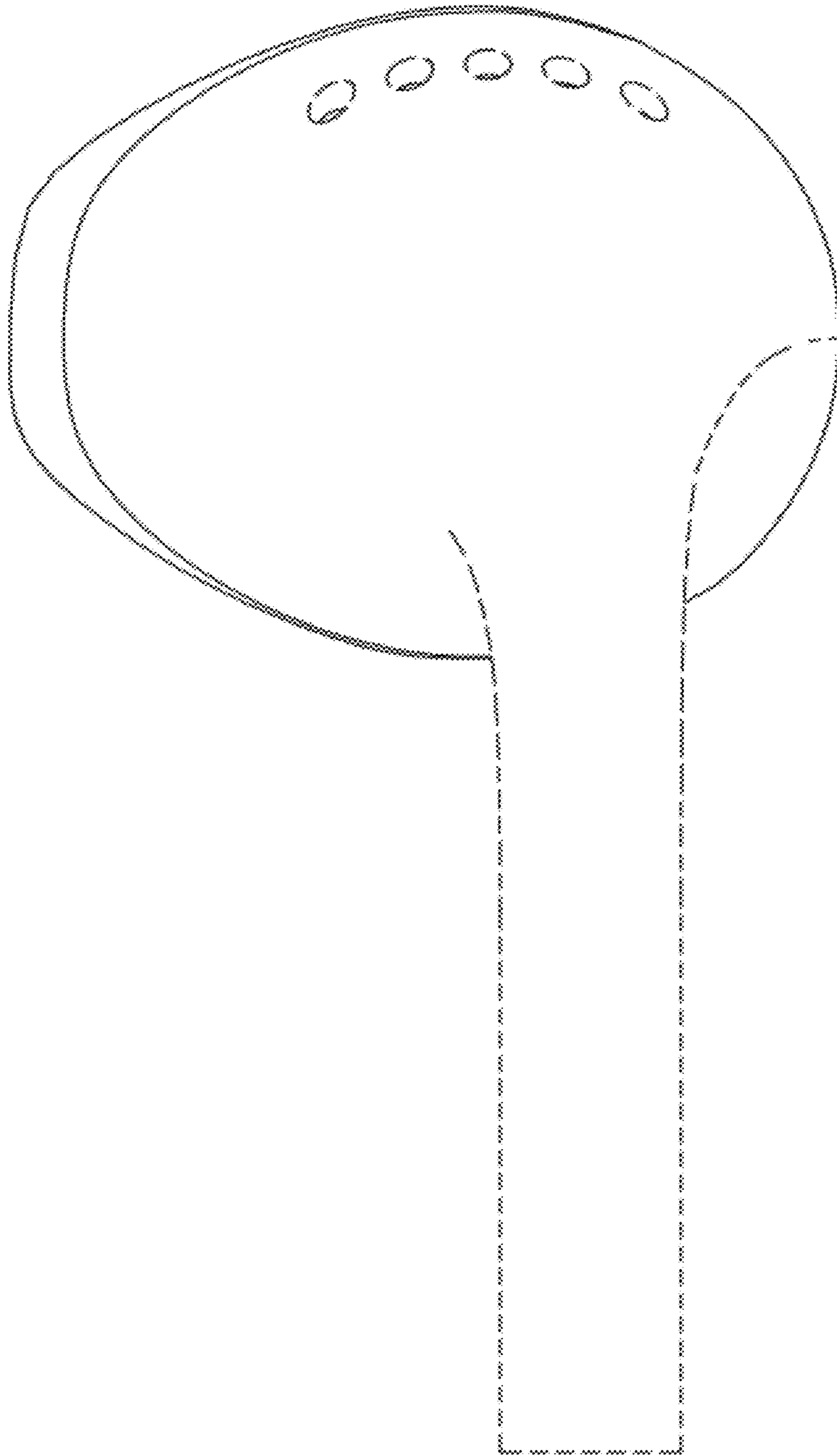


FIG. 3

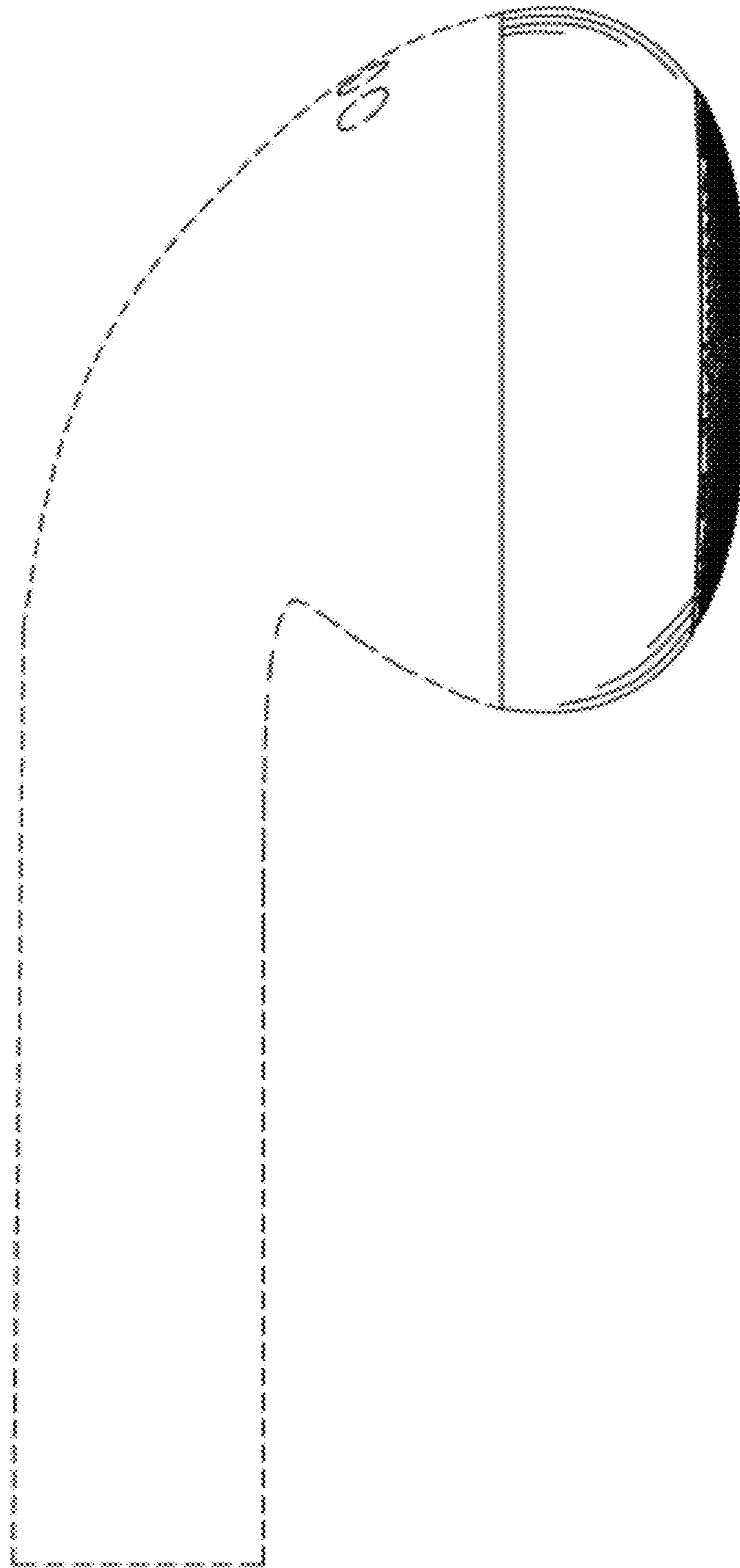


FIG. 4

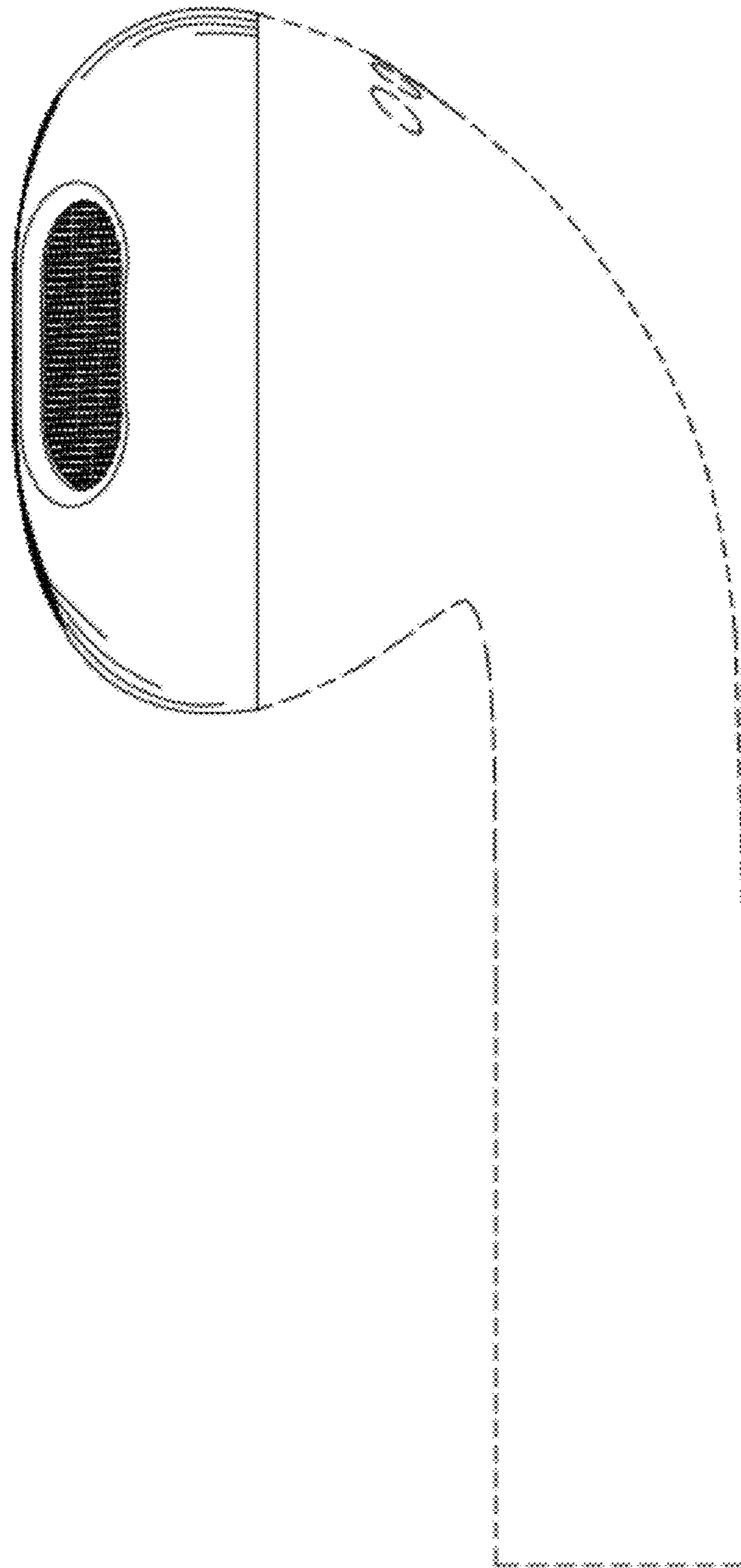


FIG. 5

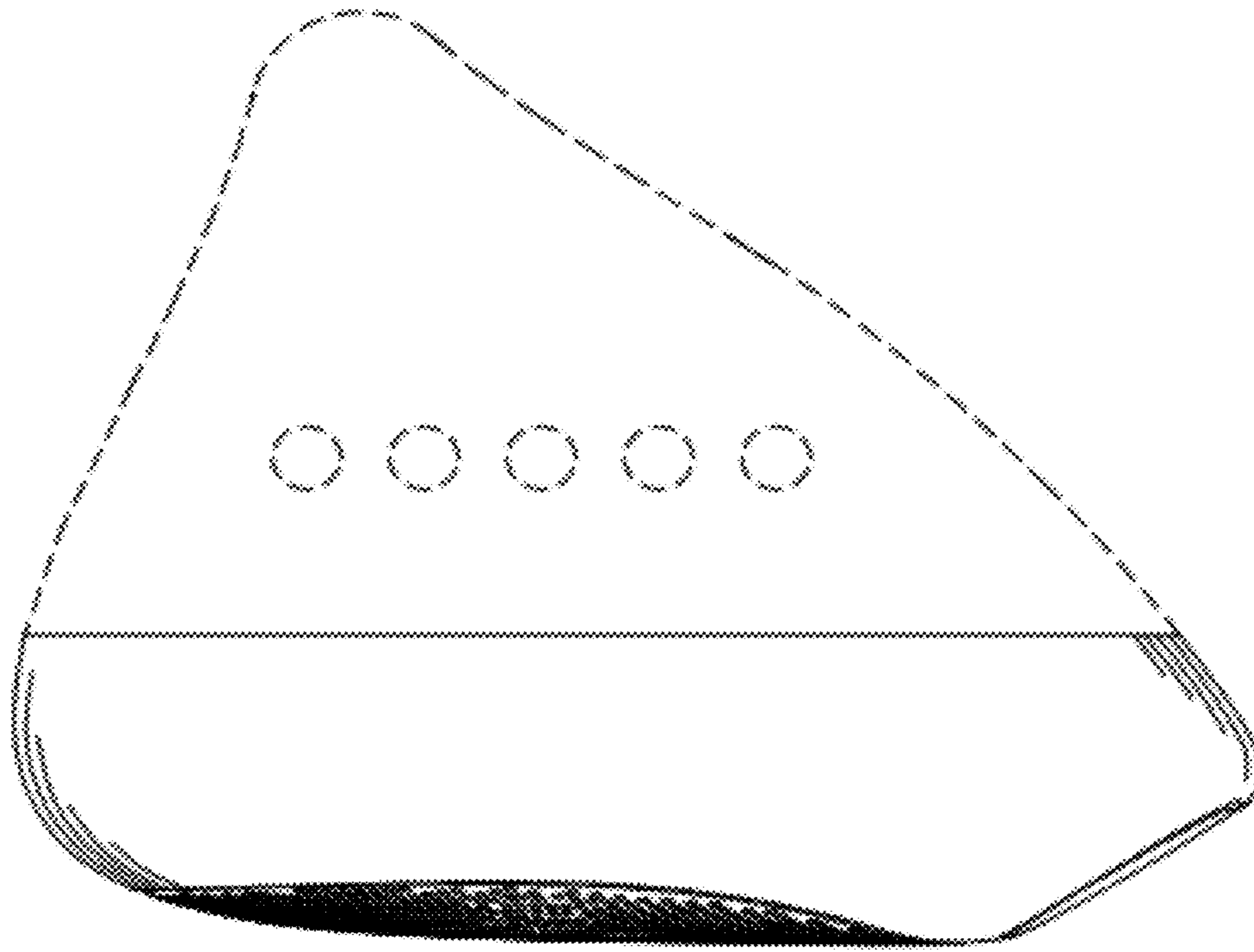


FIG. 6



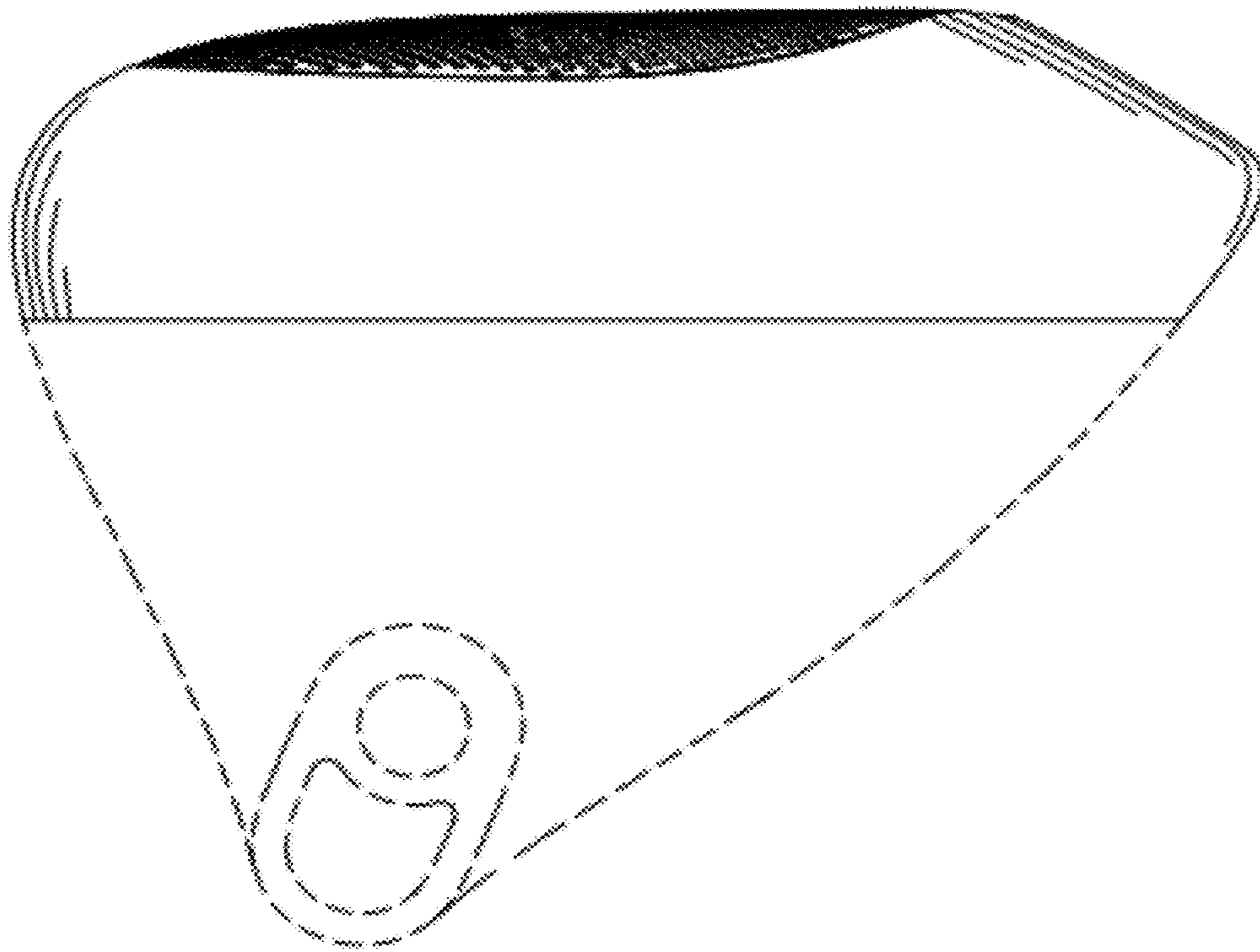


FIG. 7

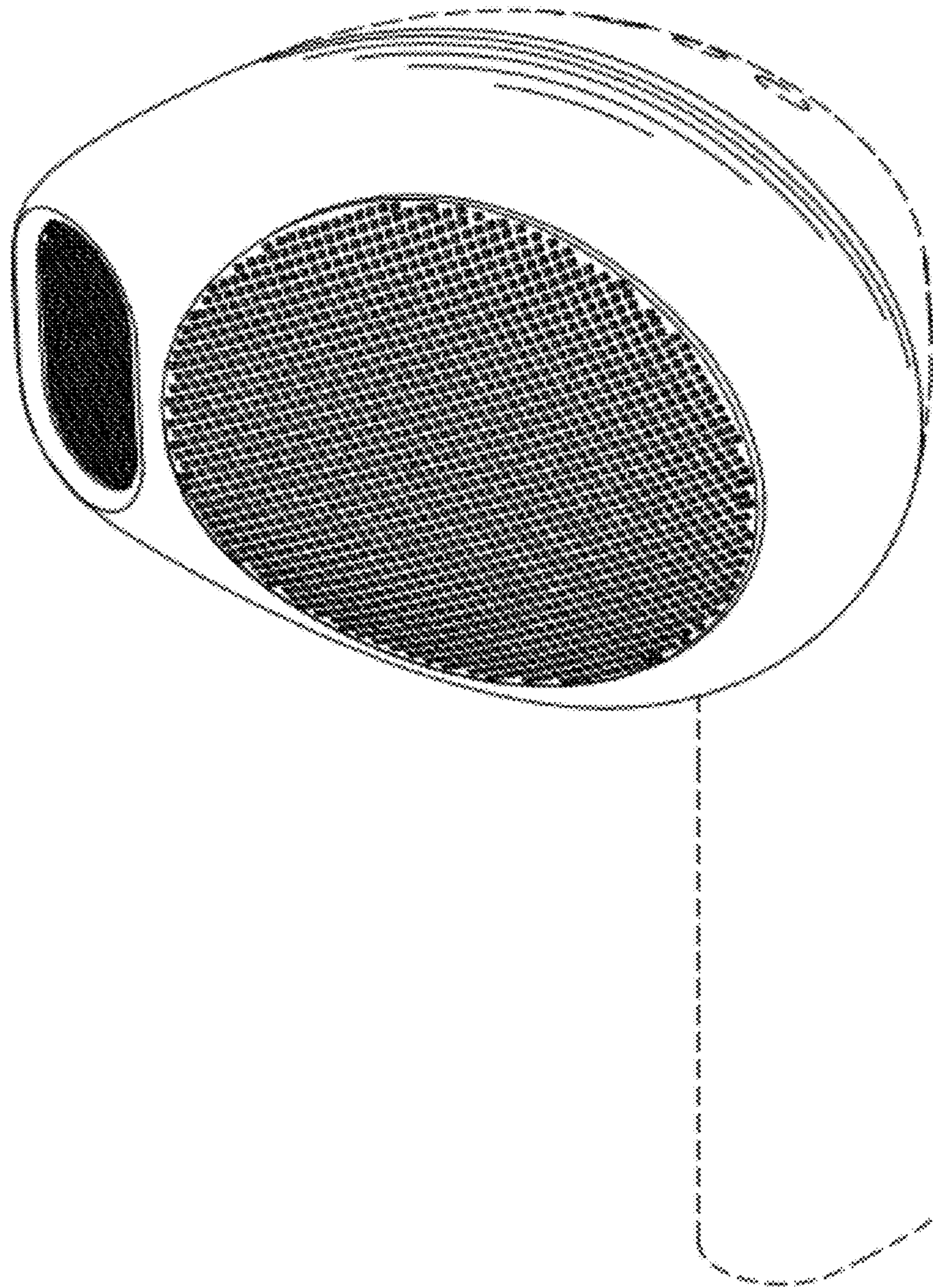


FIG. 8



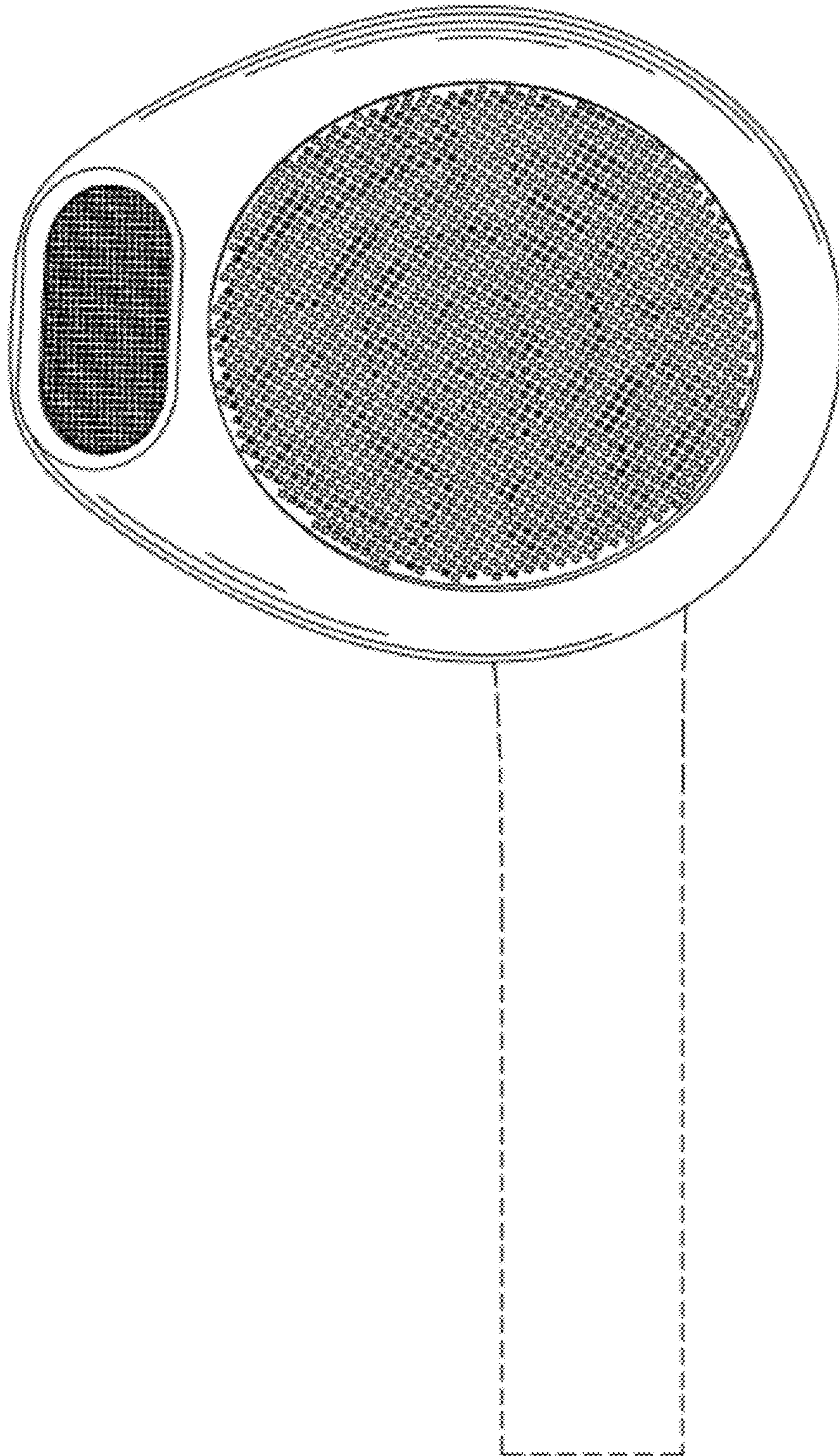


FIG. 9



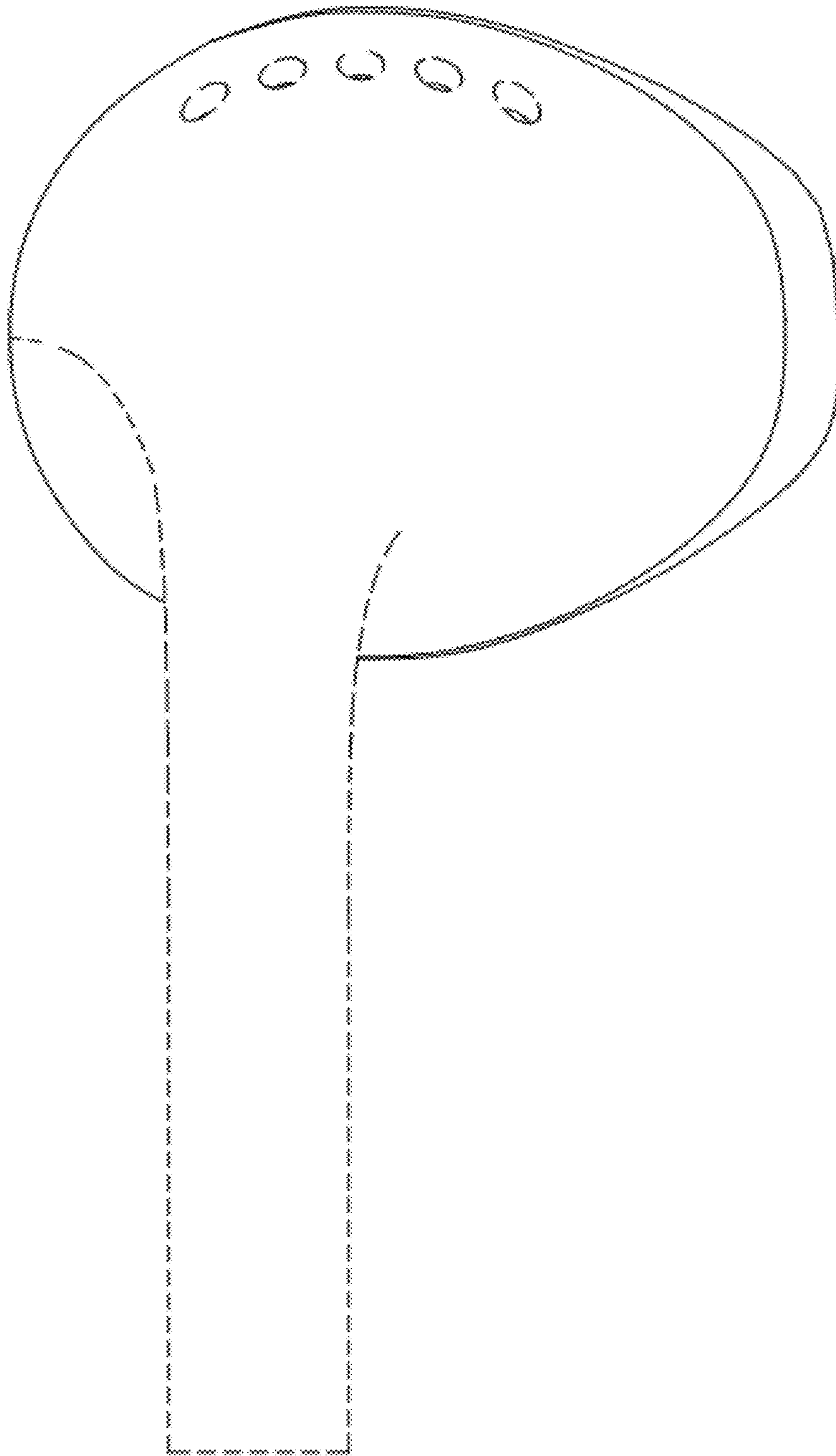


FIG. 10

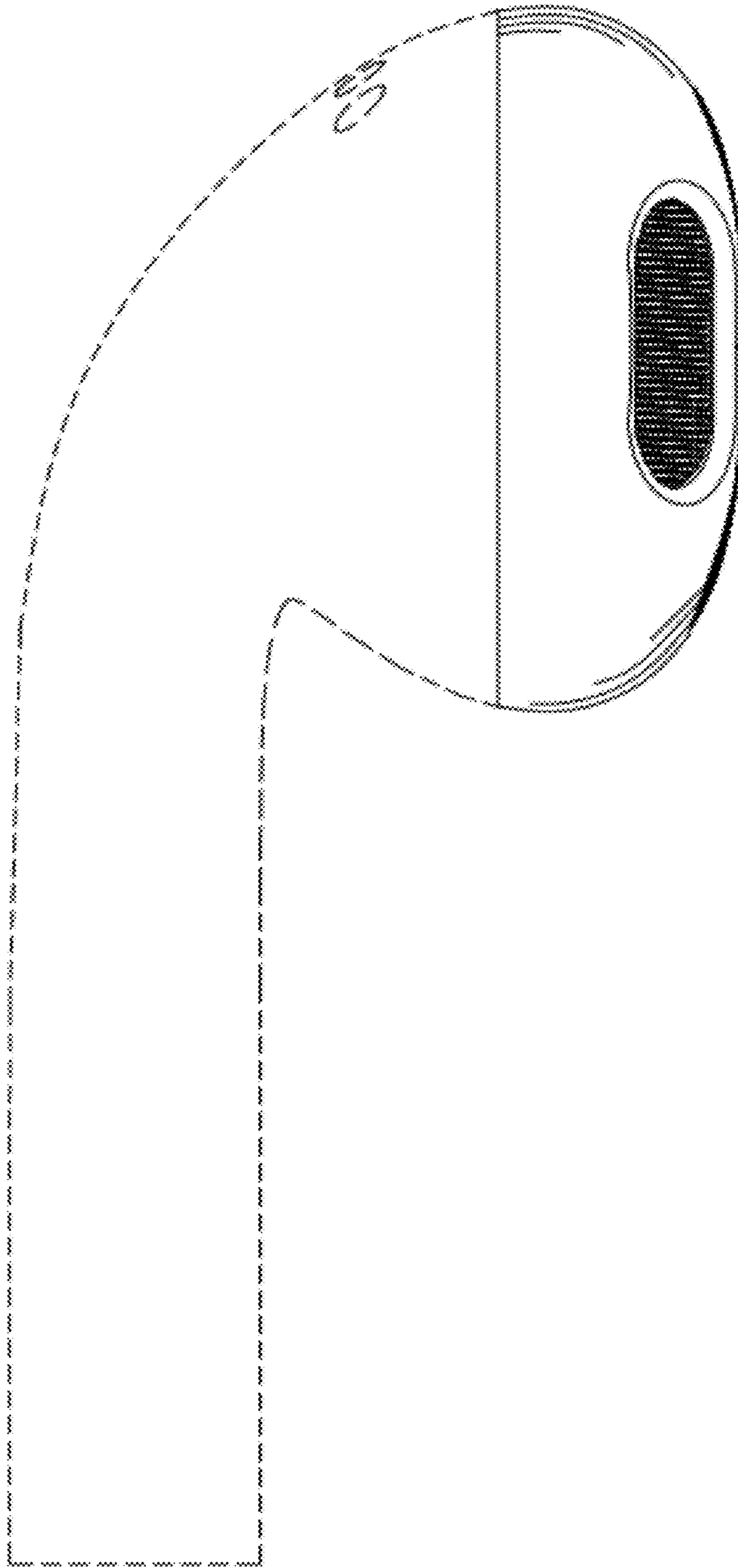


FIG. 11

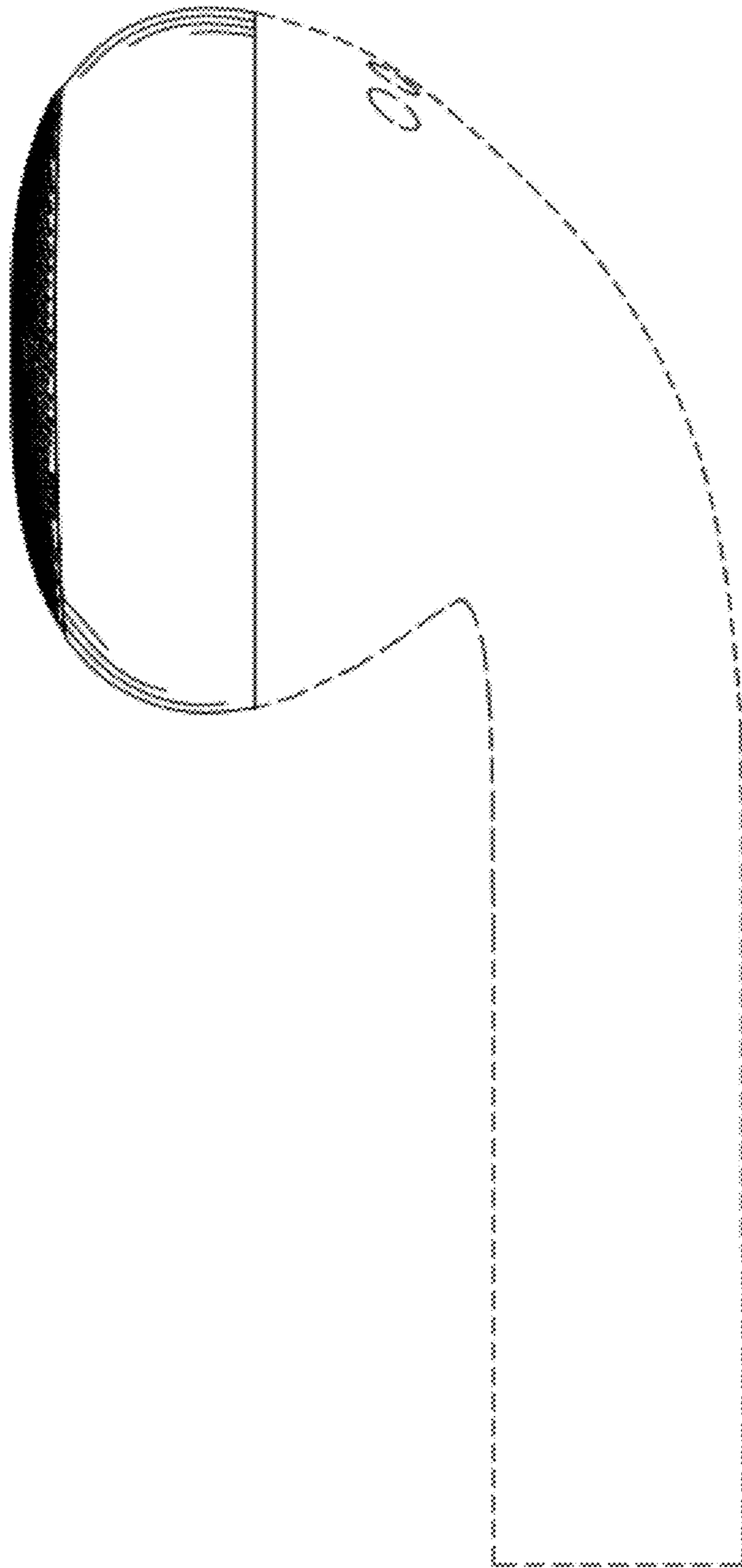


FIG. 12



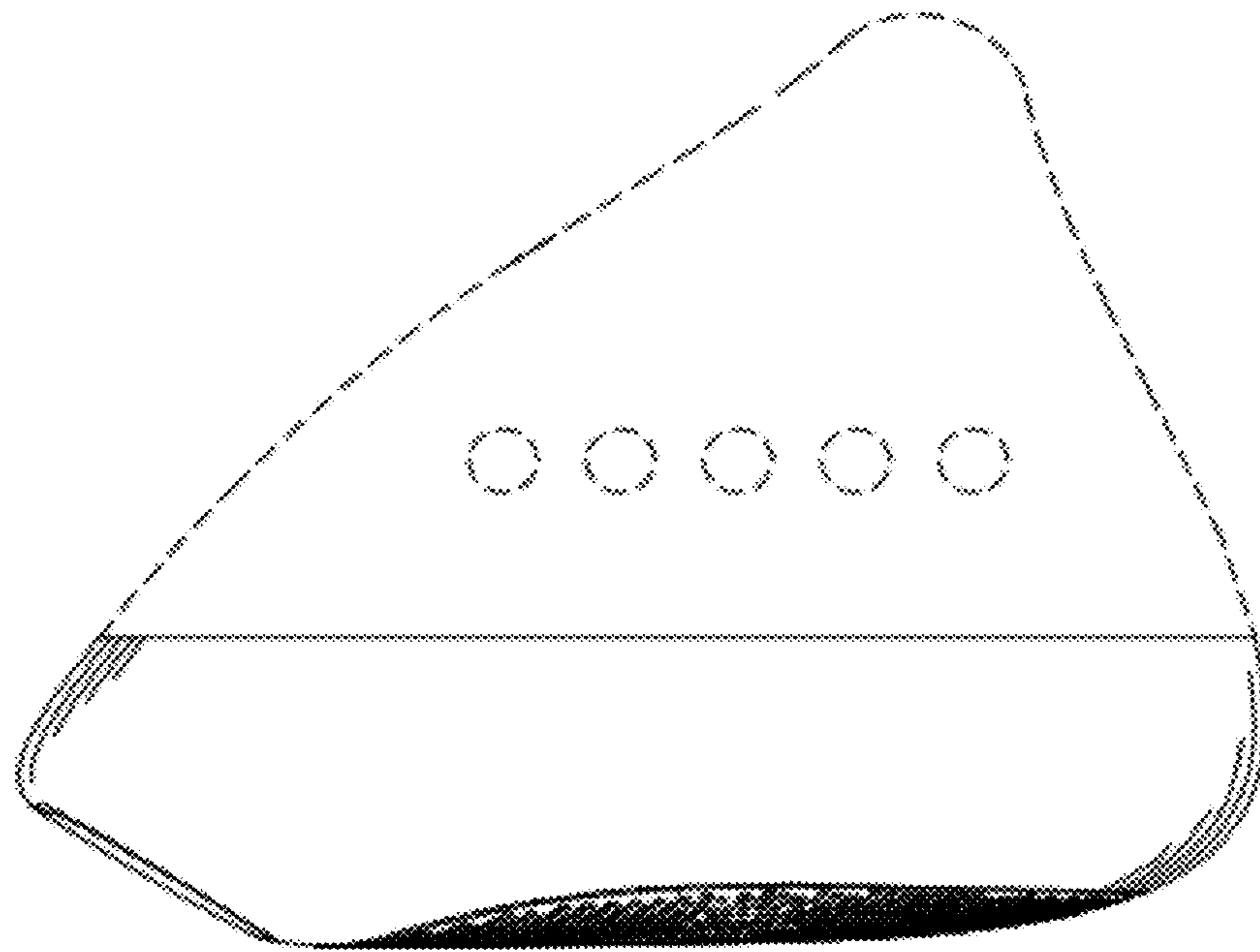


FIG. 13

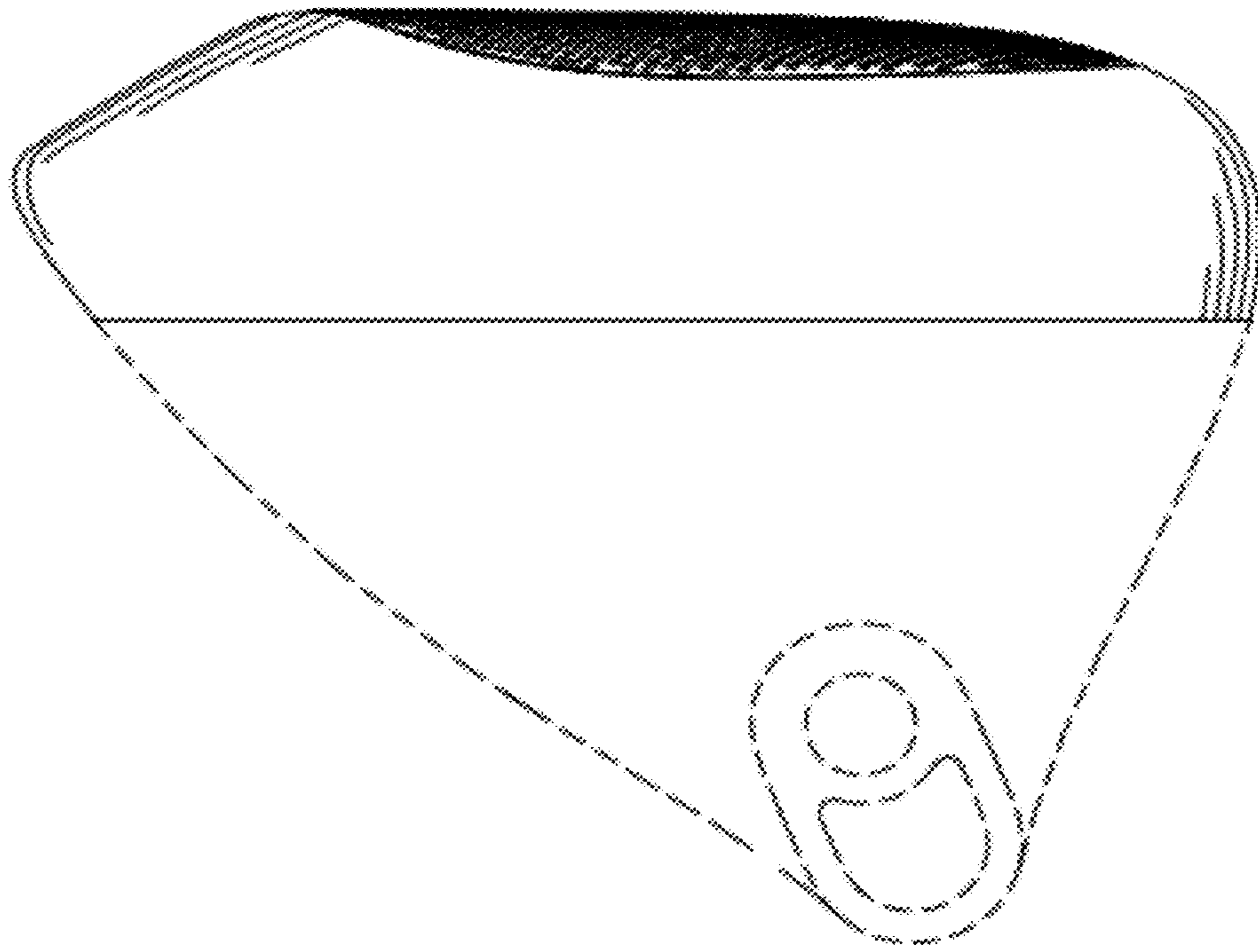


FIG. 14