



US00RE47910E

(19) **United States**
(12) **Reissued Patent**
Chang et al.

(10) **Patent Number:** **US RE47,910 E**
(45) **Date of Reissued Patent:** **Mar. 17, 2020**

(54) **GENERATING DOWNLINK FRAME AND SEARCHING FOR CELL**

(71) Applicant: **Electronics and Telecommunications Research Institute, Daejeon (KR)**

(72) Inventors: **Kap Seok Chang, Daejeon (KR); Il Gyu Kim, Chungcheongbuk-Do (KR); Hyeong Geun Park, Daejeon (KR); Young Jo Ko, Daejeon (KR); Hyo Seok Yi, Daejeon (KR); Moon Sik Lee, Daejeon (KR); Young Hoon Kim, Daejeon (KR); Seung Chan Bang, Daejeon (KR)**

(73) Assignee: **Electronics and Telecommunications Research Institute, Daejeon-si (KR)**

(21) Appl. No.: **15/461,510**

(22) Filed: **Mar. 17, 2017**

Related U.S. Patent Documents

Reissue of:

(64) Patent No.: **8,982,911**
Issued: **Mar. 17, 2015**
Appl. No.: **13/672,041**
Filed: **Nov. 8, 2012**

U.S. Applications:

(63) Continuation of application No. 12/487,847, filed on Jun. 19, 2009, now Pat. No. 8,331,406, which is a
(Continued)

(30) **Foreign Application Priority Data**

Jul. 12, 2007 (KR) 10-2007-0070086
Aug. 17, 2007 (KR) 10-2007-0082678
(Continued)

(51) **Int. Cl.**

H04J 11/00 (2006.01)
H04L 27/26 (2006.01)
H04W 56/00 (2009.01)

(52) **U.S. Cl.**

CPC **H04J 11/0069** (2013.01); **H04L 27/2613** (2013.01); **H04L 27/2655** (2013.01); **H04W 56/00** (2013.01)

(58) **Field of Classification Search**

CPC **H04J 11/0069**; **H04L 27/2613**; **H04L 27/2655**; **H04W 56/00**

(Continued)

(56) **References Cited**

U.S. PATENT DOCUMENTS

6,822,999 B1 11/2004 Lee et al.
6,888,880 B2 5/2005 Lee et al.

(Continued)

FOREIGN PATENT DOCUMENTS

CN 1136668 C 1/2004
CN 1494809 5/2004

(Continued)

OTHER PUBLICATIONS

ZTE, Call, "System Information Mapping Scheme for S-SCH Sequences," 3GPP TSG-RAN WG1 #50, R1-073590, 6 pages, (2007).

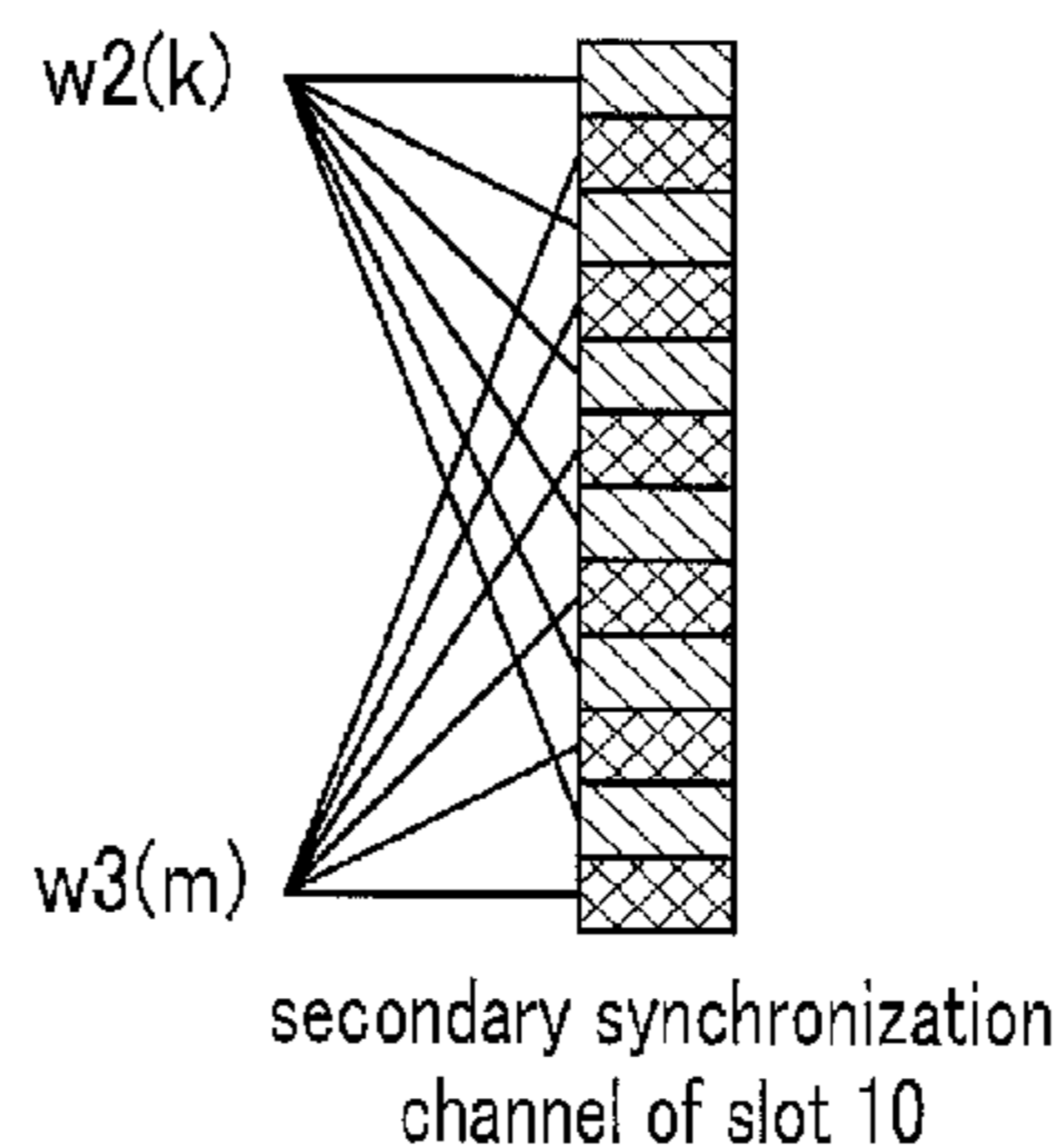
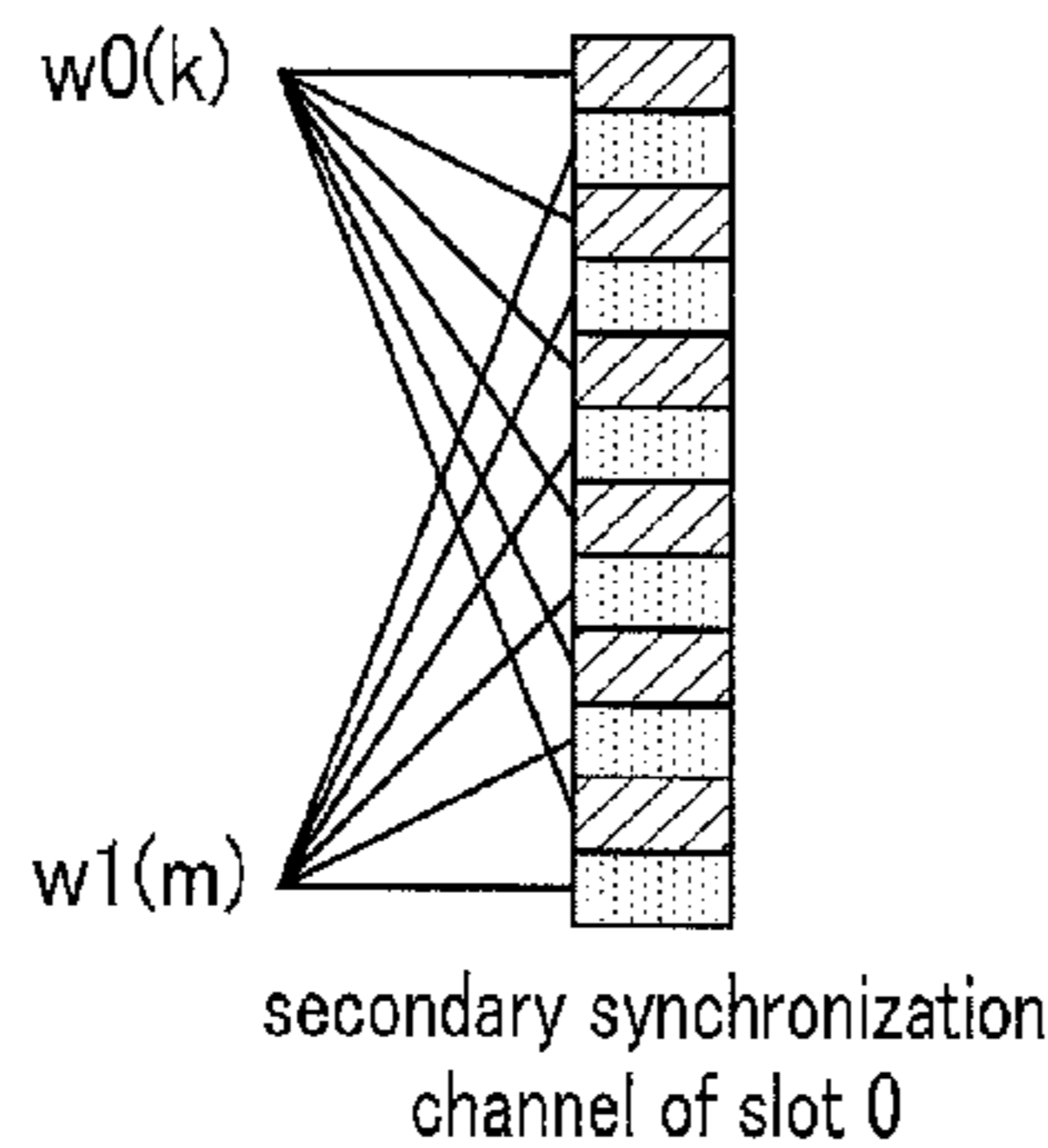
(Continued)

Primary Examiner — Eron J Sorrell

(57) **ABSTRACT**

The present invention relates to a method for generating a downlink frame including generating a first short sequence and a second short sequence indicating cell group information, generating a first scrambling sequence determined by the first synchronization signal, generating a second scrambling sequence determined by the first short sequence, scrambling the first short sequence with the first scrambling sequence, scrambling the second short sequence with at least the second scrambling sequence, and mapping a second synchronization signal including the scrambled first short

(Continued)



: sequence 1
 : sequence 2

: sequence 3
 : sequence 4

sequence and the scrambled second short sequence in the frequency domain.

32 Claims, 7 Drawing Sheets

Related U.S. Application Data

continuation of application No. PCT/KR2008/004093, filed on Jul. 11, 2008.

(30) Foreign Application Priority Data

Aug. 21, 2007 (KR) 10-2007-0083916
 Jun. 27, 2008 (KR) 10-2008-0061429

(58) Field of Classification Search

USPC 370/503
 See application file for complete search history.

(56) References Cited

U.S. PATENT DOCUMENTS

7,158,595	B2	1/2007	Yang et al.	
7,161,988	B2	1/2007	Lee et al.	
7,221,695	B1	5/2007	Hwang et al.	
7,236,468	B2	6/2007	Ryu et al.	
7,386,055	B2	6/2008	Morita et al.	
7,969,964	B2	6/2011	Kim et al.	
8,125,976	B2	2/2012	Chang et al.	
8,873,488	B2 *	10/2014	Cho	H04J 11/0069 370/329
2002/0044538	A1	4/2002	Lee	
2002/0048315	A1 *	4/2002	Hanada et al.	375/145
2003/0193922	A1	10/2003	Ho et al.	
2005/0088987	A1	4/2005	Ryu	
2006/0045000	A1	3/2006	Morlier et al.	
2006/0062185	A1	3/2006	Darwood et al.	
2006/0114812	A1 *	6/2006	Kim et al.	370/206
2006/0146867	A1	7/2006	Lee et al.	
2006/0209670	A1	9/2006	Gorokhov et al.	
2007/0041348	A1 *	2/2007	Kwun et al.	370/335
2007/0133386	A1	6/2007	Kim et al.	
2008/0019314	A1	1/2008	Gorokhov et al.	
2008/0019350	A1 *	1/2008	Onggosanusi et al.	370/350
2008/0043702	A1 *	2/2008	Moon et al.	370/342
2008/0107086	A1 *	5/2008	Fukuta et al.	370/335
2008/0212462	A1	9/2008	Ahn et al.	
2008/0273522	A1	11/2008	Luo et al.	H04J 11/0076 370/350
2008/0285433	A1	11/2008	Akita et al.	
2008/0285529	A1 *	11/2008	Kwak et al.	370/338
2008/0291892	A1 *	11/2008	Luo	H04J 11/0073 370/350
2008/0291945	A1	11/2008	Luo	
2009/0067370	A1	3/2009	Kim et al.	
2009/0086669	A1	4/2009	McCoy et al.	
2009/0219883	A1 *	9/2009	Cho et al.	370/330
2009/0310782	A1	12/2009	Dabak et al.	
2009/0323642	A1	12/2009	Tanno et al.	
2010/0135257	A1	6/2010	Higuchi et al.	
2011/0009138	A1 *	1/2011	Kim et al.	445/507
2011/0129008	A1 *	6/2011	Chmiel et al.	375/224

FOREIGN PATENT DOCUMENTS

CN	1494809	A	5/2004
CN	1669264		9/2005
CN	1669264	A	9/2005
CN	1879321		12/2006
CN	1879321	A	12/2006
CN	1957539		5/2007
CN	1957539	A	5/2007
EP	1432265	A1	6/2004

EP	1453232	A1	9/2004
JP	2003-152595	A	5/2003
JP	2004-129286	A	4/2004
JP	2011-250457		12/2011
JP	2011-250457	A	12/2011
KR	1020060037101		5/2005
KR	1020060037101	A	5/2006
KR	1020070025944		3/2007
KR	1020070025944	A	3/2007
KR	1020070039760		4/2007
KR	1020070039760	A	4/2007
KR	1020070050338		5/2007
KR	1020070050338	A	5/2007
WO	2005/043791	A2	5/2005
WO	2006/134829	A1	12/2006
WO	2007/029958	A1	3/2007
WO	2007/055526	A1	5/2007
WO	2007/073116	A1	6/2007
WO	2009/008679	A2	1/2009
WO	2009/014354	A1	1/2009

OTHER PUBLICATIONS

Ericsson, "Information mapping on the Secondary Synchronization Signal," 3GPP TSG-RAN WG 1 Meeting #50, R1-073736, 12 pages, (2007).

ETRI, "Comparison of S-SCH mapping methods," 3GPPTSG WG1 #50bis, R1-074052 (2007).

ETRI, "Design of S-SCH sequences," 3GPP TSG RAN1 WG1 #49bis, R1-072811, 5 pages (2007).

ETRI, "S-SCH Scrambling Methods," 3GPP TSH RAN WG1 Meeting #50bis, R1-074053 (2007).

LG Electronics, "Time-domain PSC design using Zadoff-Chu sequence," 3GPP TSG RAN WG1 #48 bis, R1-071530, 13 references, (2007).

Marvell Semiconductor, "SSCH Mapping to Group ID and Frame Timing," 3GPP TSG RAN WG1 #50bis, R1-074485 (2007).

MCC Support, "Draft Report of 3GPPTSG RAN WG1 #49b v0.3.0," 3GPP TSG RAN WG1 Meeting #50, R1-073815, 4 pages (2007).

Motorola, "Cell Search E-mail Reflector Summary," 3GPP TSG RAN1#50, R1-073401, 1 page (2007).

Motorola, "Scrambling Method for Two S-SCH Short Code," 3GPP TSG RAN WG1 Meeting #49bis, R1-072661 (2007).

Nortel, "Scrambling Code Designs for S-SCH," 3GPP TSG-RAN WG1 Meeting #50, R1-073307, 6 pages (2007).

NTT DoCoMo, Mitsubishi Electric, Sharp, Toshiba Corporation, "S-SCH Structure for E-UTRA Downlink," 3GPP TSG RAN WG1 Meeting #49, R1-072598 (2007).

NTT DoCoMo et al., "Scrambling Method for S-SCH in E-UTRA Downlink," 3GPP TSG RAN WG1 Meeting #49bis, R1-072940, 4 pages, (2007).

NTT DoCoMo et al., "S-SCH Structure for E-UTRA Downlink," 3GPP TSG RAN WG1 Meeting #49bis, R1-072941, 6 pages (2007).

ZTE, "Scrambling Method for S-SCH," 3GPP TSG-RAN WG1 #49bis, R1-072910 (2007).

Supplementary European Search Report for Application No. 08778878. 2, dated Feb. 15, 2010.

3GPP TS 36.211 V8.1.0, "Synchronization signals," Chapter 6.11, pp. 46-49 (2007).

3GPP TS 36.211 V8.2.0, "Synchronization signals," Chapter 6.11, pp. 57-60 (2008).

Ericsson, "Synchronization signals for LTE," 3GPP TSG-RAN WG 1 Meeting #49bis, R1-073023, 6 pages, (2007).

ETRI, "Cell Search approach 1: Further considerations," 3GPPTSG RAN1 WG1 #47, R1-063520, 6 pages, (2006).

ETRI, "S-SCH scrambling and mapping methods," 3GPP TSG RAN1 WG1 #50, R1-073414, 8 pages, (2007).

ETRI, "S-SCH scrambling and mapping methods," 3GPP TSG RAN1 WG1 #50, R1-073798, 8 pages, (2007).

Huawei, "Scrambling and information encoding for the S-SCH," TSG RAN WG1 meeting #50, R1-073514, 6 pages, (2007).

LG Electronics, "SSC mapping and scrambling method," 3GPP RSG RAN WG1 #50, R1-073496, 9 pages, (2007).

(56)

References Cited

OTHER PUBLICATIONS

Nokia Siemens Networks, Nokia, "On the multiplexing structure of the primary broadcast channel," 3GPP TSG RAN WG1 #49bis Meeting, R1-072962, 8 pages, (2007).

Sharp, "Proposed Scrambling sequences for S-SCH with embedded frame timing derivation," 3GPP TSG RAN WG1 Meeting #50, R1-073323, 12 pages, (2007).

ZTE, Catt, "System Information Mapping Scheme for S-SCH Sequences," 3GPP TSG-RAN WG1 #50, R1-073590, 6 pages, (2007).

* cited by examiner

FIG. 1

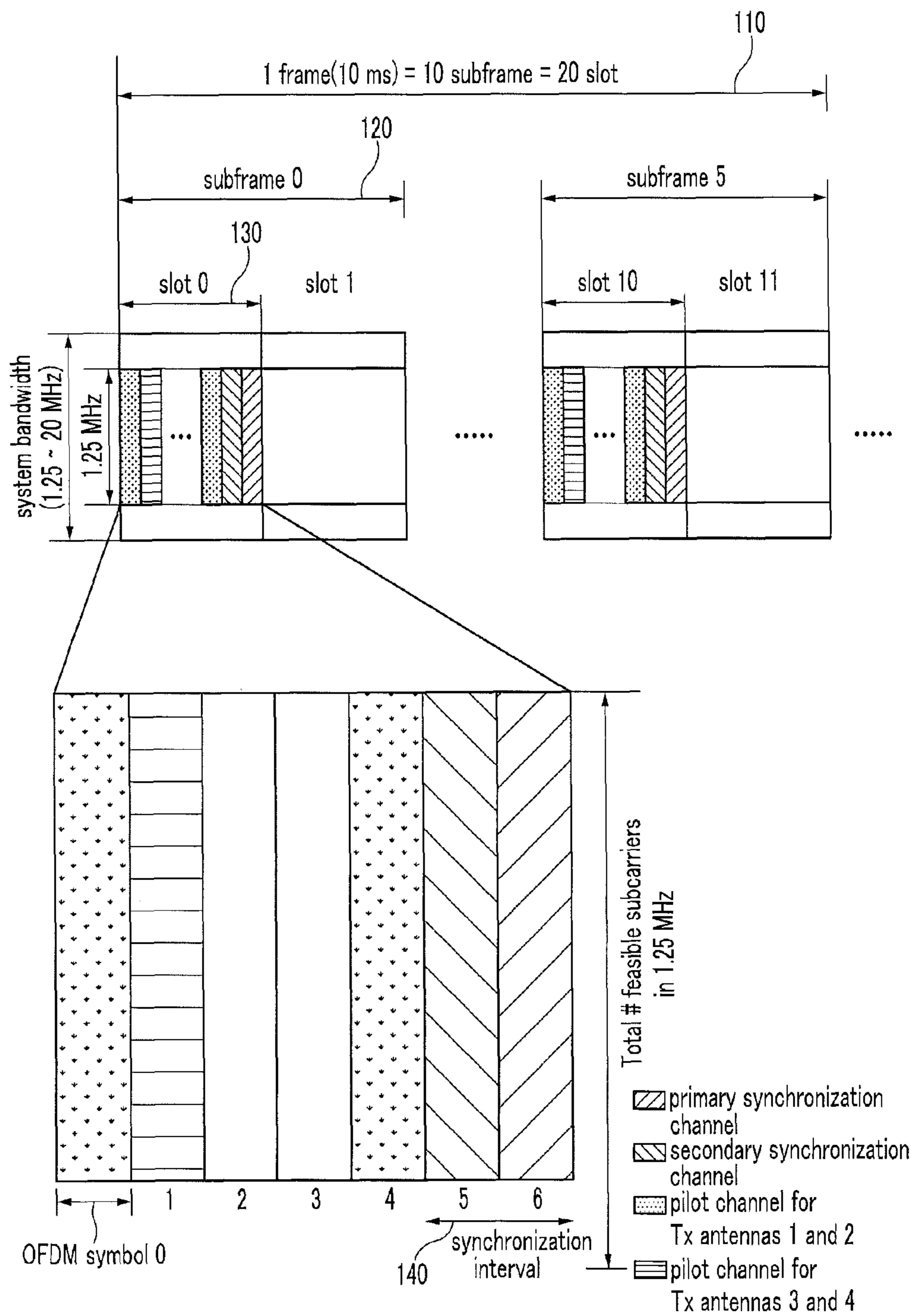
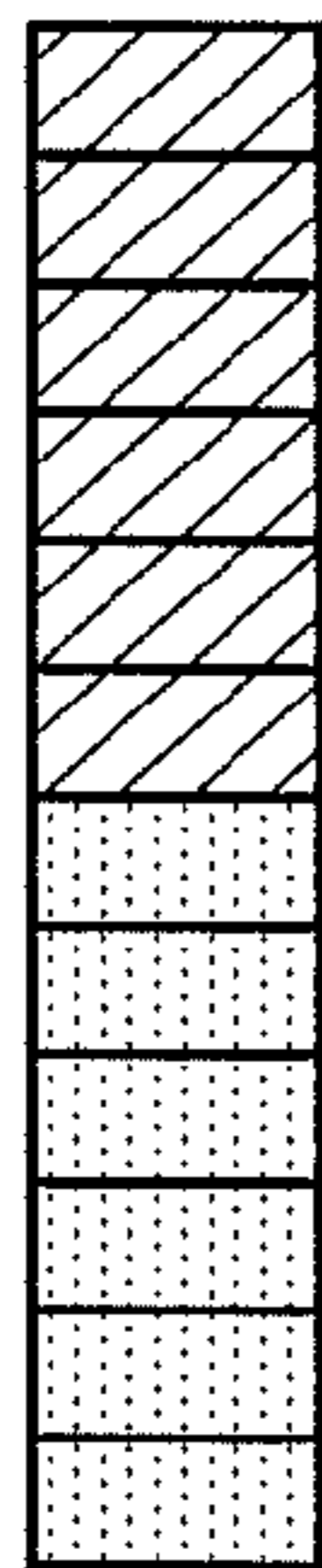


FIG. 2




secondary synchronization channel of slot 0

 : sequence 1

 : sequence 2

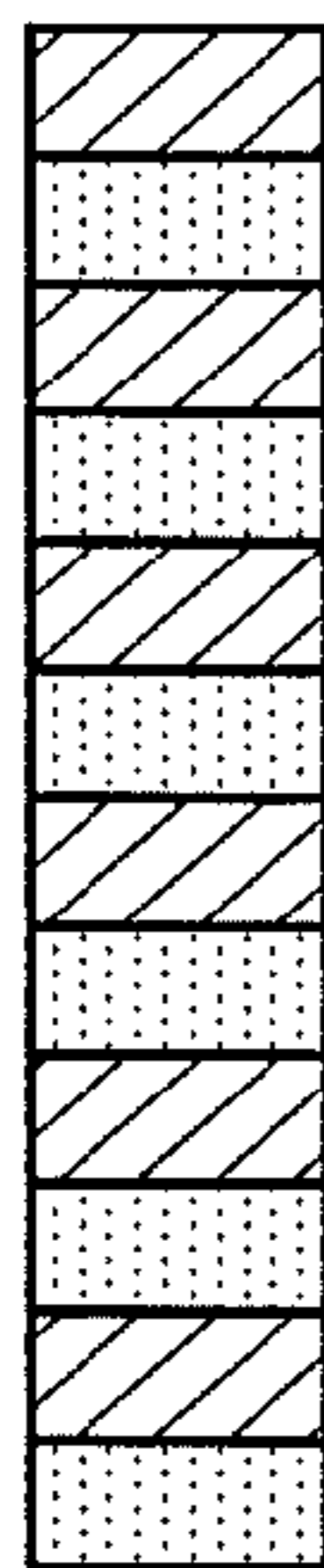


secondary synchronization channel of slot 10

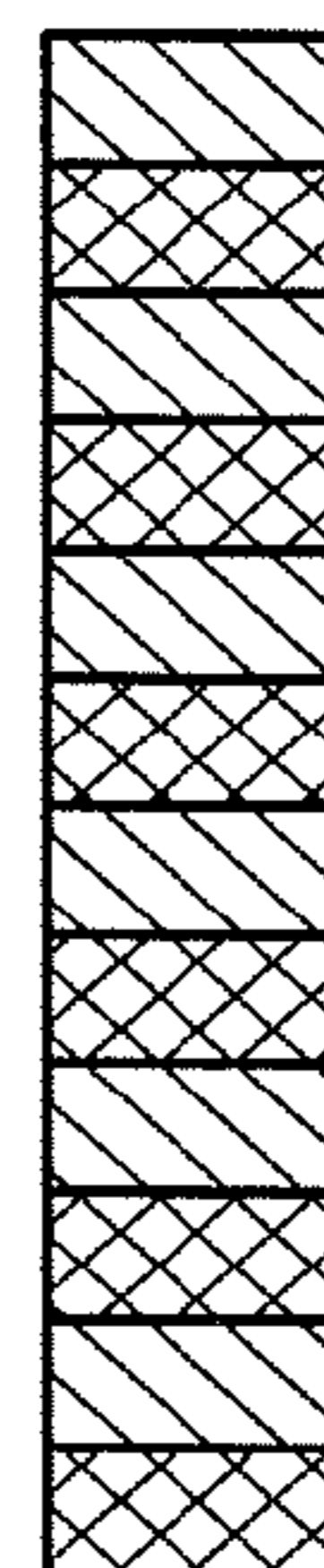
 : sequence 3

 : sequence 4


FIG. 3

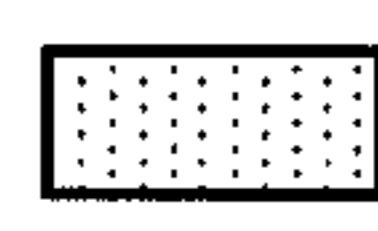


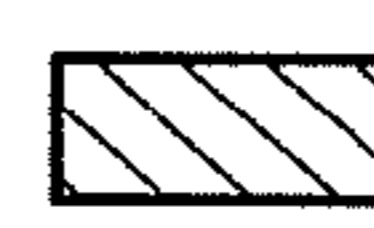
secondary synchronization
channel of slot 0



secondary synchronization
channel of slot 10

 : sequence 1

 : sequence 2

 : sequence 3


 : sequence 4

FIG. 4

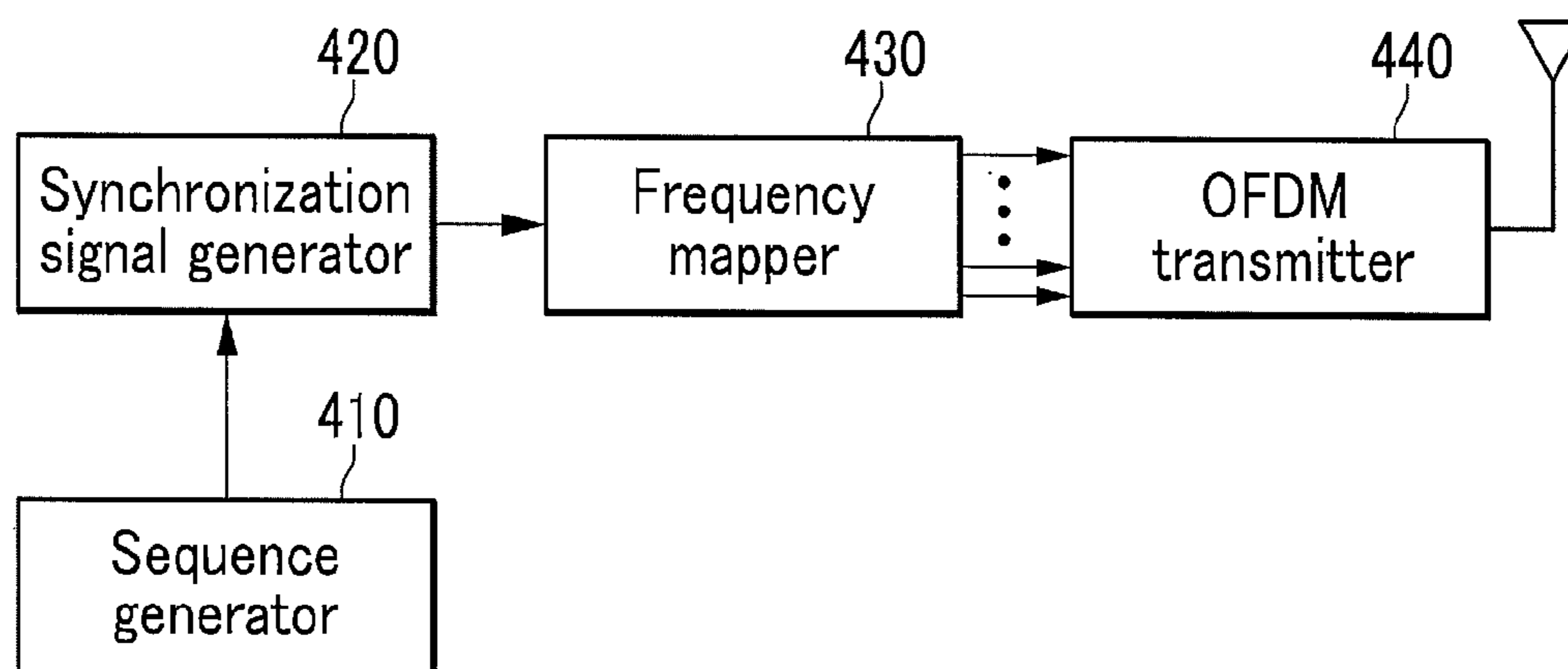


FIG. 5

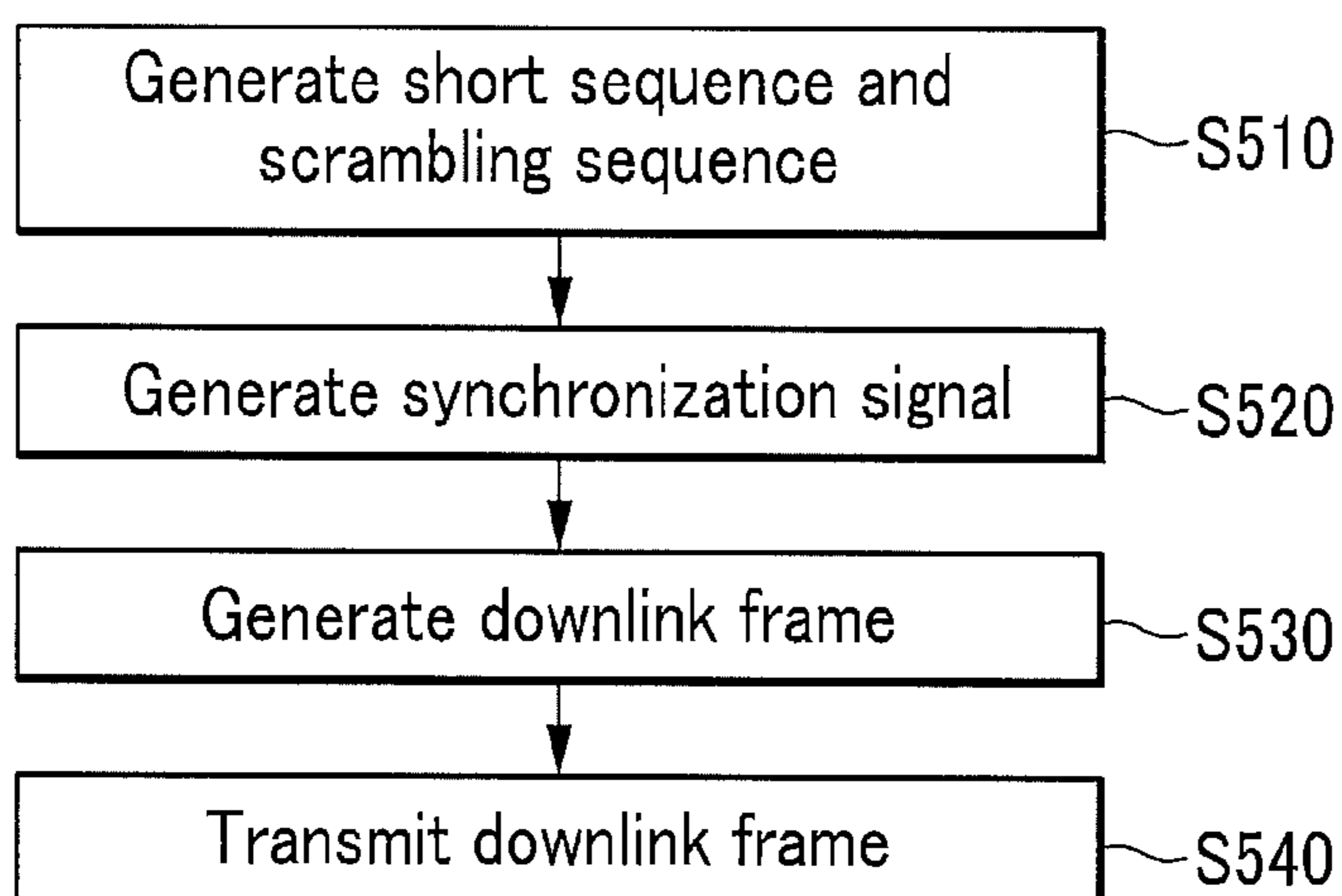


FIG. 6

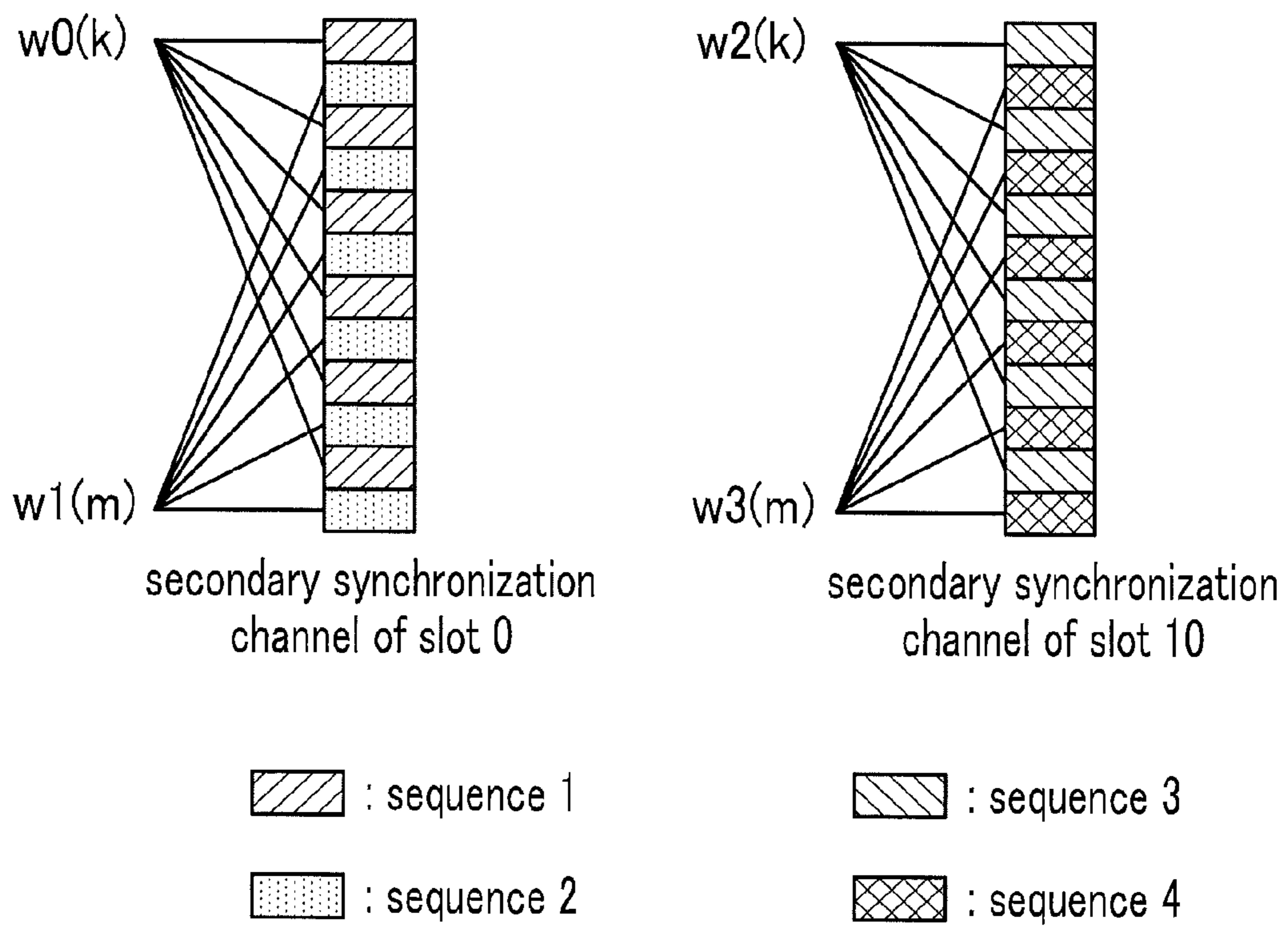


FIG. 7

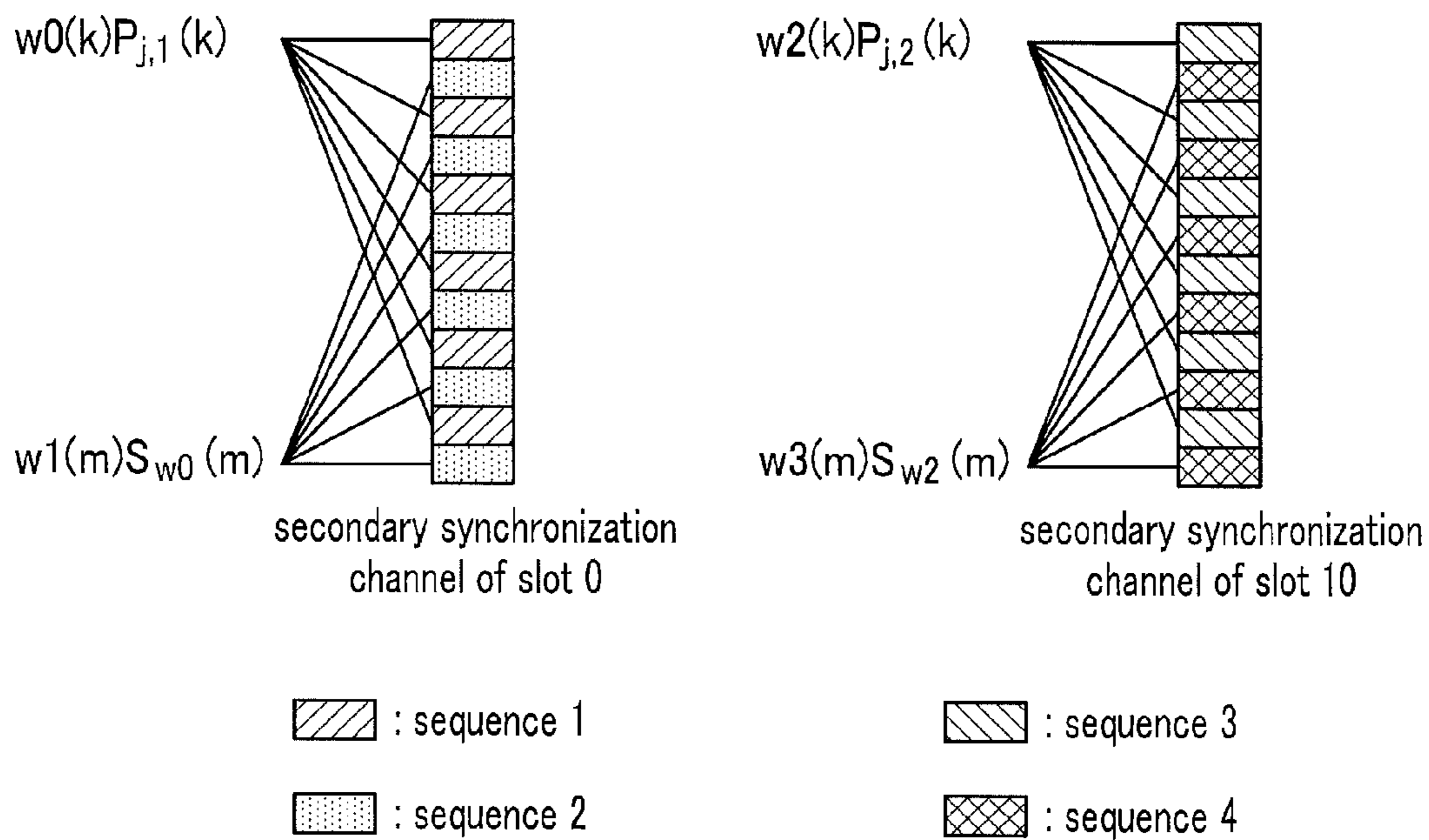


FIG. 8

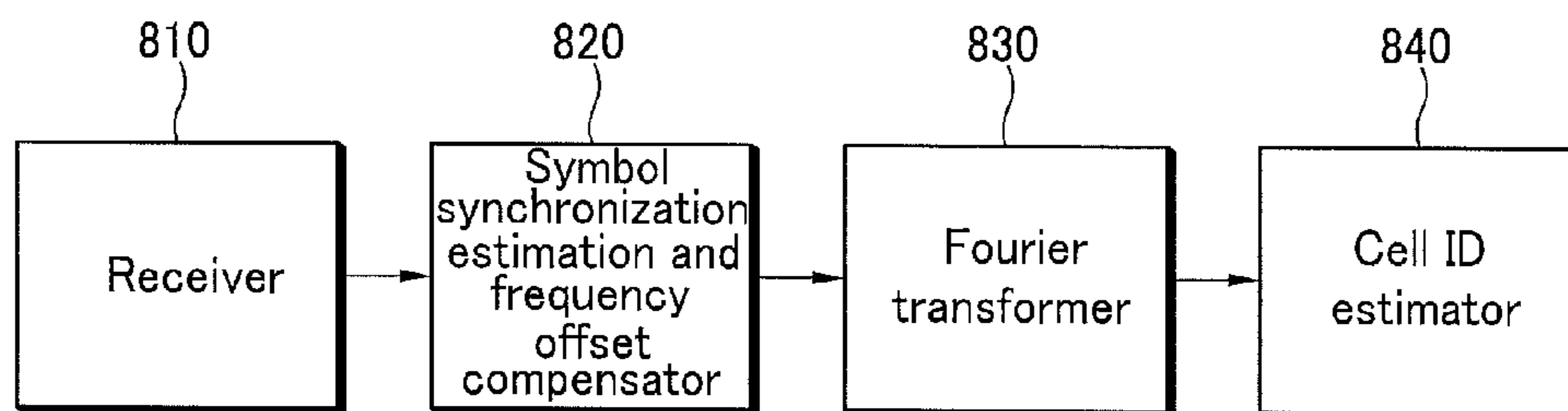


FIG. 9

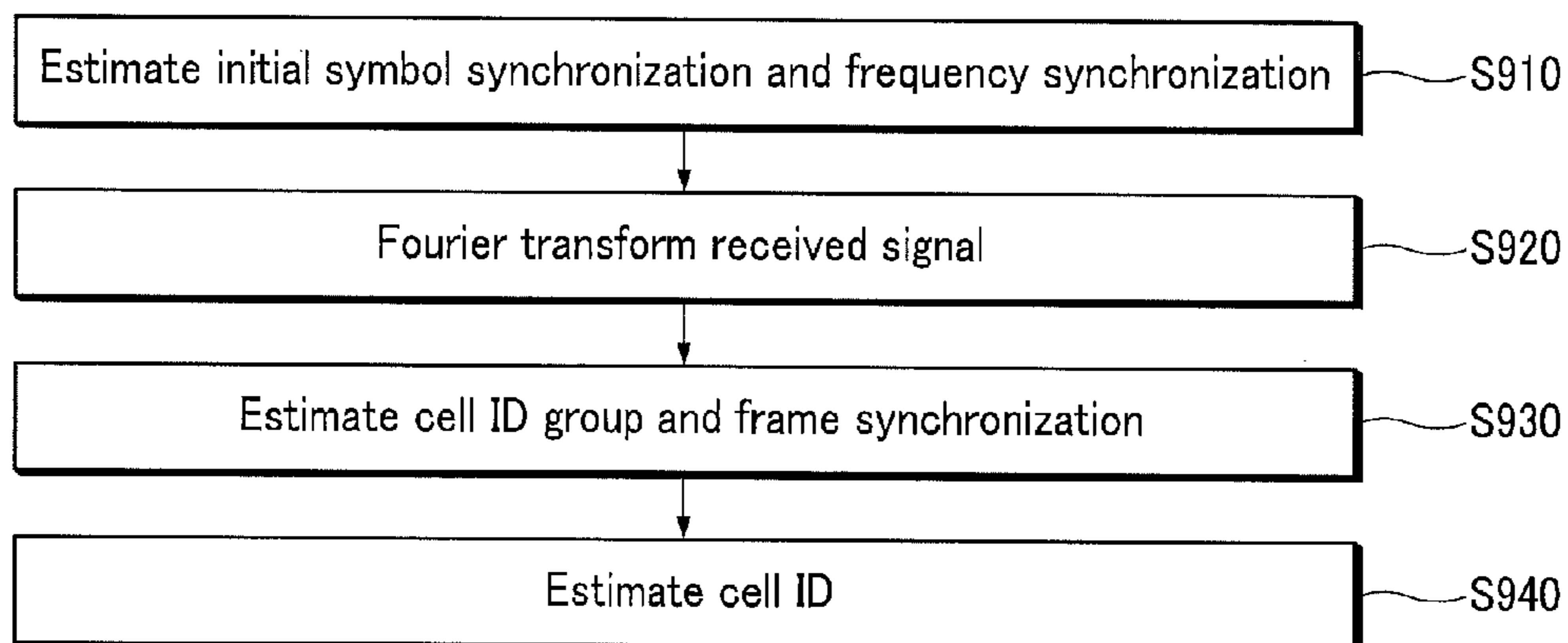
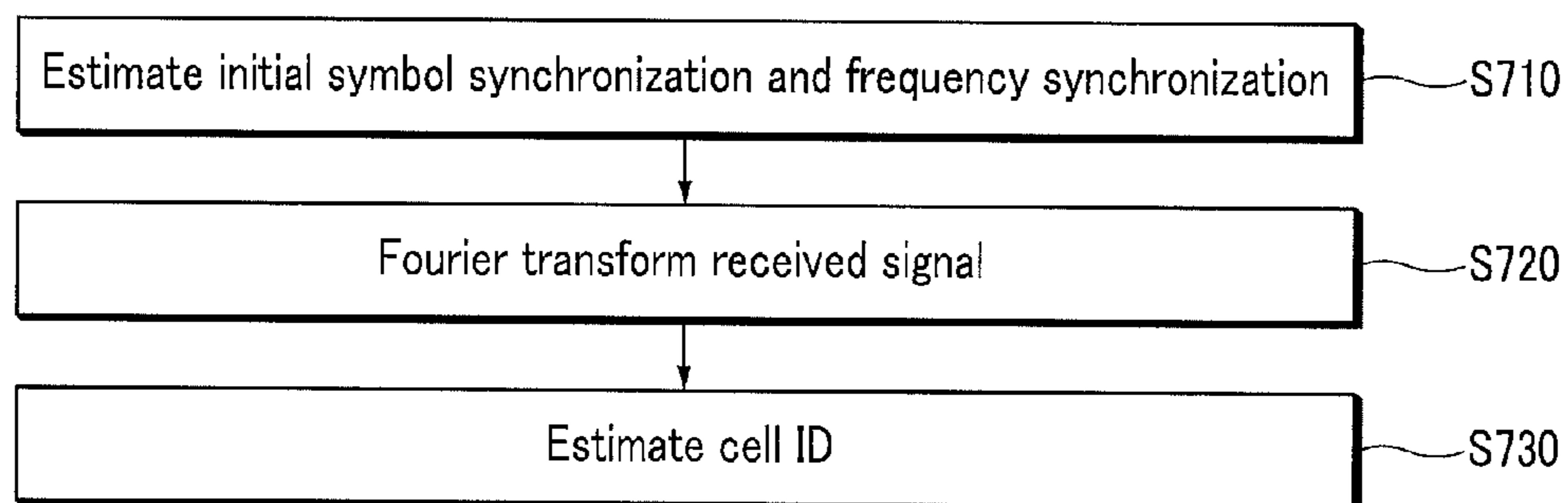


FIG. 10



GENERATING DOWNLINK FRAME AND SEARCHING FOR CELL

Matter enclosed in heavy brackets [] appears in the original patent but forms no part of this reissue specification; matter printed in italics indicates the additions made by reissue; a claim printed with strikethrough indicates that the claim was canceled, disclaimed, or held invalid by a prior post-patent action or proceeding.

CROSS-REFERENCE TO RELATED APPLICATION

This application is *a reissue application of U.S. Pat. No. 8,982,911 issued Mar. 17, 2015, from U.S. patent application Ser. No. 13/672,041, filed on Nov. 8, 2012, which is a continuation of U.S. patent application Ser. No. 12/487,847, filed on Jun. 19, 2009, which is a continuation of PCT application No. PCT/KR2008/004093, filed on Jul. 11, 2008, which claims priority to, and the benefit of, Korean Patent Application No. 10-2007-0070086 filed on Jul. 12, 2007, Korean Patent Application No. 10-2007-0082678 filed on Aug. 17, 2007, Korean Patent Application No. 10-2007-0083916 filed on Aug. 21, 2007, Korean Patent Application No. 10-2008-0061429 filed on Jun. 27, 2008. The contents of the aforementioned applications are incorporated herein by reference.*

BACKGROUND

(a) Field The present invention relates to a downlink frame generation method and a cell search method, and particularly relates to a method for generating a downlink frame and a method for searching for a cell by using the downlink frame in an orthogonal frequency division multiplexing (OFDM)-based cellular system.

(b) Description of the Related Art

In a direct sequence code division multiple access (DS-CDMA) system, the code hopping method is applied to a pilot channel in order to acquire cell synchronization and appropriate cell identification information. The code hopping method introduces a code hopping technique to the pilot channel so that a terminal may easily search for the cell without an additional synchronization channel. However, since the number of channels that are distinguishable by the frequency domain in the symbol interval is much greater than the number of channels that are distinguishable by the CDMA spread in one time domain symbol interval in the OFDM system, the usage of the time domain may waste resources with respect to capacity, and hence it is difficult to apply the code hopping method to the pilot channel time domain of the OFDM-based system. Therefore, it is desirable in the OFDM case to search for cells by efficiently using the received signals in the time domain and the frequency domain.

A conventional technique for searching for cells in the OFDM system includes divide a frame into four time blocks and allocating synchronization information and cell information. The technique proposes two frame structures. The first frame structure allocates synchronization recognition information, cell group recognition information, appropriate cell recognition information, and synchronization recognition information to four time blocks. The second frame structure allocates synchronization recognition information and appropriate cell recognition information to the first time block and the third time block, and synchronization recog-

niton information and cell group recognition information to the second time block and the fourth time block.

In the case of following the first scheme, since symbol synchronization is acquired in the first time block, it is impossible to acquire fast synchronization within the standard of 5 ms when a terminal is turned on or in the case of a handover between heterogeneous networks. Also, it is difficult to acquire a diversity gain through accumulation of synchronization recognition information for fast synchronization acquisition.

In the case of following the second scheme, the cell search process is complicated and it is difficult to search for the cells quickly since it is required to acquire synchronization and simultaneously correlate appropriate cell recognition information or cell group recognition information so as to acquire frame synchronization.

Another method for searching for cells using an additional preamble to acquire synchronization and search for the cells has been proposed, but it is inapplicable to a system having no preamble. Further, since the preamble is disposed at the front part of the frame, the terminal must stand by for the next frame when attempting to acquire synchronization at a time position other than the first time position of the frame. Particularly, when the terminal performs a handover among the GSM mode, the WCDMA mode, and the 3GPP LTE mode, it must acquire the initial symbol synchronization within 5 msec, but the initial symbol synchronization may not be acquired within 5 msec since the synchronization can be acquired for each frame.

SUMMARY

The present invention has been made in an effort to provide a downlink frame generating method for averaging interference between sectors, and an efficient cell searching method by receiving the downlink frame.

An exemplary embodiment of the present invention provides a method for generating a downlink frame including a first synchronization signal and a second synchronization signal, including: generating a first short sequence and a second short sequence indicating cell group information; generating a first scrambling sequence determined by the first synchronization signal; generating a second scrambling sequence determined by the first short sequence; scrambling the first short sequence with the first scrambling sequence, and scrambling the second short sequence with at least second scrambling sequence; and mapping a second synchronization signal including the scrambled first short sequence and the scrambled second short sequence in the frequency domain.

Another embodiment of the present invention provides a device for generating a downlink frame including a first synchronization signal and a second synchronization signal, including: a sequence generator for generating a first short sequence and a second short sequence indicating cell group information, a first scrambling sequence determined by the first synchronization signal, and a second scrambling sequence determined by the first short sequence; and a synchronization signal generator for scrambling the first short sequence with the first scrambling sequence, scrambling the second short sequence with at least the second scrambling sequence, and generating a second synchronization signal including the scrambled first short sequence and the scrambled second short sequence.

Yet another embodiment of the present invention provides a recording medium for recording a program for performing a method of generating a downlink frame including a first

synchronization signal and a second synchronization signal, wherein the method includes: generating a first short sequence and a second short sequence indicating cell group information; generating a first scrambling sequence determined by the first synchronization signal; generating a second scrambling sequence determined by the first short sequence; scrambling the first short sequence with the first scrambling sequence, and scrambling the second short sequence with at least the second scrambling sequence; and mapping a second synchronization signal including the scrambled first short sequence and the scrambled second short sequence in the frequency domain.

According to the present invention, cell search performance is improved by scrambling a short sequence with a scrambling sequence and reducing interference between sectors.

BRIEF DESCRIPTION OF THE DRAWINGS

FIG. 1 shows a downlink frame of an OFDM system according to an exemplary embodiment of the present invention.

FIG. 2 shows a synchronization channel configuration diagram indicating a secondary synchronization channel when two sequences are mapped on the frequency domain in a centralized manner.

FIG. 3 shows a synchronization channel configuration diagram indicating a secondary synchronization channel when two sequences are mapped on the frequency domain in a distributive manner.

FIG. 4 shows a block diagram of a downlink frame generating device according to an exemplary embodiment of the present invention.

FIG. 5 shows a flowchart of a downlink frame generating method according to an exemplary embodiment of the present invention.

FIG. 6 shows a first method for generating a secondary synchronization signal according to an exemplary embodiment of the present invention.

FIG. 7 shows a second method for generating a secondary synchronization signal according to an exemplary embodiment of the present invention.

FIG. 8 shows a block diagram of a cell searching device according to an exemplary embodiment of the present invention.

FIG. 9 shows a flowchart of a cell searching method according to a first exemplary embodiment of the present invention.

FIG. 10 shows a flowchart of a cell searching method according to a second exemplary embodiment of the present invention.

DETAILED DESCRIPTION

In the following detailed description, only certain exemplary embodiments of the present invention have been shown and described, simply by way of illustration. As those skilled in the art would realize, the described embodiments may be modified in various different ways, all without departing from the spirit or scope of the present invention. For clarification of drawings in the present invention, parts that are not related to the description will be omitted, and the same part will have the same reference numeral throughout the specification.

Throughout the specification, unless explicitly described to the contrary, the word "comprise" and variations such as "comprises" or "comprising" will be understood to imply

the inclusion of stated elements but not the exclusion of any other elements. Also, the terms of a unit, a device, and a module in the present specification represent a unit for processing a predetermined function or operation, which can be realized by hardware, software, or combination of hardware and software.

A downlink frame and a synchronization channel of an OFDM system according to an exemplary embodiment of the present invention will now be described with reference to FIG. 1 to FIG. 3.

FIG. 1 shows a downlink frame of an OFDM system according to an exemplary embodiment of the present invention. In FIG. 1, the horizontal axis represents the time axis, and the vertical axis represents the frequency axis or a subcarrier axis.

As shown in FIG. 1, a downlink frame **110** according to an exemplary embodiment of the present invention has a time interval of 10 msec and includes ten subframes **120**. One subframe **120** has a time interval of 1 msec and includes two slots **130**, and one slot **130** includes six or seven OFDM symbols. When one slot includes six symbols, it has a cyclic prefix length that is greater than the case in which one slot includes seven symbols.

As shown in FIG. 1, one downlink frame **110** according to an exemplary embodiment of the present invention includes one synchronization interval **140** at the slot **0** and the slot **10** respectively, to thus include two synchronization intervals **140**. However, the embodiment of the present invention is not restricted to this. That is, one downlink frame **110** may include a synchronization interval at a random slot, and may include one or at least three synchronization intervals. Also, since the length of the cyclic prefix may be different for each slot, it is desirable to provide the synchronization interval to the last position of the slot.

Each slot includes a pilot interval.

A synchronization interval according to an exemplary embodiment of the present invention includes a primary synchronization channel and a secondary synchronization channel, and the primary synchronization channel and the secondary synchronization channel are disposed adjacently with respect to time. As shown in FIG. 1, a primary synchronization channel is provided to the last position of the slot, and a secondary synchronization channel is provided before the primary synchronization channel.

The primary synchronization channel includes information for identifying symbol synchronization and frequency synchronization, and some cell ID (identification) information, and the secondary synchronization channel includes information for identifying other cell ID information and frame synchronization. The mobile station identifies the cell ID through combination of cell ID information of the primary and secondary synchronization channels.

For example, when there are 510 cell IDs, three primary synchronization signals are allocated to the primary synchronization channel to divide the entire 510 cell IDs into three groups, and when 170 secondary synchronization signals are allocated to the secondary synchronization channel, the entire 510 cell ID information ($3 \times 170 = 510$) can be expressed.

Further, it is also possible to divide the 510 cell IDs into 170 groups by using the 170 secondary synchronization signals allocated to the secondary synchronization channel, and express the cell ID information in the cell groups by using the three primary synchronization signals allocated to the primary synchronization channel.

Since the secondary synchronization channel includes information for identifying frame synchronization as well as

cell ID information, two secondary synchronization channels included in one frame are different.

FIG. 2 shows a synchronization channel configuration diagram indicating a secondary synchronization channel when two sequences are mapped on the frequency domain in a centralized manner, and FIG. 3 shows a synchronization channel configuration diagram indicating a secondary synchronization channel when two sequences are mapped on the frequency domain in a distributive manner.

Referring to FIG. 2 to FIG. 3, a secondary synchronization signal inserted into a secondary synchronization channel according to an exemplary embodiment of the present invention is configured by a combination of two sequences. Cell group information and frame synchronization information are mapped on the two sequences.

As shown in FIG. 2, it is possible to allocate the first sequence to the subcarrier and sequentially allocate the second sequence to the other subcarrier, and as shown in FIG. 3, it is possible to allocate the first sequence to every even subcarrier ($n=0, 2, 4, \dots, 60$) and the second sequence to every odd subcarrier ($n=1, 3, 5, \dots, 61$).

The length of sequence is half the number of subcarriers allocated to the secondary synchronization channel. That is, the number of elements of the sequence that can be generated is as many as half the number of subcarriers allocated to the secondary synchronization channel. For example, when the number of subcarriers allocated to the secondary synchronization channel is 62, the length of the sequence is 31, and up to 31 elements of the sequence can be generated.

Therefore, since two sequences are allocated to one secondary synchronization channel, 961 ($=31 \times 31$) secondary synchronization signals are generated. However, since the information to be included by the secondary synchronization channel includes cell group information and frame boundary information, 170 or 340 ($=170 \times 2$) secondary synchronization signals are needed. That is, 961 is sufficiently greater than 170 or 340.

A downlink frame generating device according to an exemplary embodiment of the present invention will now be described with reference to FIG. 4. FIG. 4 shows a block diagram of a downlink frame generating device according to an exemplary embodiment of the present invention.

As shown in FIG. 4, the downlink frame generating device includes a sequence generator 410, a synchronization signal generator 420, a frequency mapper 430, and an OFDM transmitter 440.

The sequence generator 410 generates a time and frequency synchronization acquiring sequence, a cell identifying sequence, a plurality of short sequences, and an adjacent cell interference reducing scrambling sequence, and transmits them to the synchronization signal generator 420.

The synchronization signal generator 420 generates a primary synchronization signal, a secondary synchronization signal, and a pilot pattern by using the sequences transmitted by the sequence generator 410.

The synchronization signal generator 420 generates a primary synchronization signal by using a time and frequency synchronization acquiring sequence and a cell identifying sequence. The synchronization signal generator 420 generates a secondary synchronization signal by using a plurality of short sequences and an adjacent cell interference reducing scrambling sequence.

The synchronization signal generator 420 generates a pilot pattern of a downlink signal by allocating a proper scrambling sequence that is allocated for each cell to the pilot channel so as to encode a common pilot symbol and a data symbol of the cellular system.

The frequency mapper 430 maps the primary synchronization signal, the secondary synchronization signal, and the pilot pattern generated by the synchronization signal generator 420, and frame control information and transmission traffic data provided from the outside in the time and frequency domains to generate a downlink frame.

The OFDM transmitter 440 receives the downlink frame from the frequency mapper 430 and transmits it through a transmitting antenna.

A downlink frame generating method according to an exemplary embodiment of the present invention will now be described with reference to FIG. 5 to FIG. 7. FIG. 5 shows a flowchart of a downlink frame generating method according to an exemplary embodiment of the present invention.

As shown in FIG. 5, the sequence generator 410 generates a plurality of short sequences and a plurality of adjacent cell interference reducing scrambling sequences and transmits them to the synchronization signal generator 420 (S510).

The synchronization signal generator 420 generates a secondary synchronization signal by using the short sequences and the adjacent cell interference reducing scrambling sequences transmitted by the sequence generator 410 (S520). The exemplary embodiment of the present invention will exemplify the frame including two secondary synchronization channels, but is not limited thereto.

Two secondary synchronization signal generating methods according to an exemplary embodiment of the present invention will now be described with reference to FIG. 6 and FIG. 7. FIG. 6 shows a first method for generating a secondary synchronization signal according to an exemplary embodiment of the present invention, and FIG. 7 shows a second method for generating a secondary synchronization signal according to an exemplary embodiment of the present invention.

A short sequence (w_n) is a binary sequence (binary code) indicating cell group information. That is, the short sequence (w_n) is a binary sequence allocated for the cell group number and the frame synchronization, and its length is half the number of subcarriers allocated to the secondary synchronization channel. The exemplary embodiment of the present invention describes the case in which the number of subcarriers allocated to the secondary synchronization channel symbol is 62, but is not limited thereto. Therefore, the length of the short sequence according to the exemplary embodiment of the present invention is 31.

The first short sequence (w_0) is a sequence allocated to the even subcarrier of the first (slot 0) secondary synchronization channel and is expressed in Equation 1.

$$w_0=[w_0(0), w_0(1), \dots, w_0(k), \dots, w_0(30)] \quad [\text{Equation 1}]$$

Here, k represents an index of the even subcarrier used for the synchronization channel.

The second short sequence (w_1) is a sequence allocated to the odd subcarrier of the first (slot 0) secondary synchronization channel and is expressed in Equation 2.

$$w_1=[w_1(0), w_1(1), \dots, w_1(m), \dots, w_1(30)] \quad [\text{Equation 2}]$$

Here, m represents an index of the odd subcarrier used for the synchronization channel.

The third short sequence (w_2) is a sequence allocated to the even subcarrier of the second (slot 10) secondary synchronization channel and is expressed in Equation 3.

$$w_2=[w_2(0), w_2(1), \dots, w_2(k), \dots, w_2(30)] \quad [\text{Equation 3}]$$

The fourth short sequence (w3) is a sequence allocated to the odd subcarrier of the second (slot 10) secondary synchronization channel and is expressed in Equation 4.

$$w3=[w3(0),w3(1),\dots,w3(m),\dots,w3(30)] \quad \text{[Equation 4]}$$

w0, w1, w2, and w3 may be different sequences from each other, and it may be that w0=w3 and w1=w2, or it may be that w0=w2 and w1=w3. When it is given that w0=w3 and w1=w2, the short sequences of the second secondary synchronization channel can be allocated by using the short sequences allocated to the first synchronization channel, and a terminal only needs to memorize the 170 short sequences allocated to the first secondary synchronization channel and thereby reduce the complexity.

The first method for generating the secondary synchronization signal is to allocate the first short sequence to every even subcarrier of the first secondary synchronization channel and the second short sequence to every odd subcarrier of the first secondary synchronization channel as shown in FIG. 6. The first method is then to allocate the third short sequence to every even subcarrier of the second secondary synchronization channel and the fourth short sequence to every odd subcarrier of the second secondary synchronization channel.

According to the first method for generating the secondary synchronization signal, since the secondary synchronization signal is generated by the combination of two short sequences with the length of 31, the number of the secondary synchronization signals becomes 961 which is sufficiently greater than the required number of 170 or 340.

The second method for generating the secondary synchronization signal is to allocate the first sequence determined by Equation 5 to every even subcarrier of the first (slot 0) secondary synchronization channel, and the second sequence determined by Equation 6 to every odd subcarrier of the first (slot 0) secondary synchronization channel, as shown in FIG. 7. The second method also includes allocating the third sequence determined by Equation 7 to every even subcarrier of the second (slot 10) secondary synchronization channel, and the fourth sequence determined by Equation 8 to every odd subcarrier of the second (slot 10) secondary synchronization channel.

A scrambling sequence $P_{j,1}$ for scrambling the first short sequence w0 is given as $P_{j,1}=[P_{j,1}(0), P_{j,1}(1), \dots, P_{j,1}(k) \dots P_{j,1}(30)]$, and j (j=0, 1, 2) is a number of a cell identifying sequence allocated to the primary synchronization channel. Therefore, $P_{j,1}$ is determined by the primary synchronization signal. $P_{j,1}$ is a known value when the mobile station demaps the sequence in order to know the cell ID group and the frame boundary.

As expressed in Equation 5, respective elements of the first sequence c_0 according to the second method for generating the secondary synchronization signal are products of respective elements of the first short sequence w0 and respective corresponding elements of $P_{j,1}$.

$$c_0=[w0(0)P_{j,1}(0),w0(1)P_{j,1}(1),\dots, w0(k)P_{j,1}(k),\dots,w0(30)P_{j,1}(30)] \quad \text{[Equation 5]}$$

Here, k is an index of the even subcarrier used for the synchronization channel.

A scrambling sequence S_{w0} for scrambling the second short sequence w1 is given as $S_{w0}=[S_{w0}(0), S_{w0}(1), \dots, S_{w0}(m), \dots, S_{w0}(30)]$, and S_{w0} is determined by the first short sequence (w0).

In this instance, it is possible to determine S_{w0} according to the short sequence group to which the first short sequence belongs by combining the short sequences into a group.

For example, since the length of the short sequence is 31 in the exemplary embodiment of the present invention, there are 31 short sequences. Therefore, the 0 to 7 short sequences are set to belong to the group 0, the 8 to 15 short sequences are set to belong to the group 1, the 16 to 23 short sequences are set to belong to the group 2, and the 24 to 30 short sequences are set to belong to the group 3, a scrambling code is mapped on each group, and the scrambling code mapped on the group to which the first short sequence belongs is determined to be S_{w0} .

It is possible to divide the number of the short sequence by 8, combine the short sequences having the same residuals, and thereby classify the 31 short sequences as 8 groups. That is, the number of the short sequence is divided by 8, the short sequence having the residual 0 is set to belong to the group 0, the short sequence having the residual 1 is set to belong to the group 1, the short sequence having the residual 2 is set to belong to the group 2, the short sequence having the residual 3 is set to belong to the group 3, the short sequence having the residual 4 is set to belong to the group 4, the short sequence having the residual 5 is set to belong to the group 5, the short sequence having the residual 6 is set to belong to the group 6, the short sequence having the residual 7 is set to belong to the group 7, a scrambling code is mapped on each group, and the scrambling code mapped on the group to which the first short sequence belongs is determined to be S_{w0} .

As expressed in Equation 6, the respective elements of the second sequence c_1 according to the second method for generating the secondary synchronization signal are products of the respective elements of the second short sequence w1 and the corresponding respective elements of S_{w0} .

$$c_1=[w1(0)S_{w0}(0),w1(1)S_{w0}(1),\dots, w1(m)S_{w0}(m),\dots,w1(30)S_{w0}(30)] \quad \text{[Equation 6]}$$

Here, m is an index of the odd subcarrier used for the synchronization channel.

The scrambling sequence $P_{j,2}$ for scrambling the third short sequence w2 is given as $P_{j,2}=[P_{j,2}(0), P_{j,2}(1), \dots, P_{j,2}(k) \dots P_{j,2}(30)]$, and j (j=0, 1, 2) is a number of a cell identifying sequence allocated to the primary synchronization channel. Therefore, $P_{j,2}$ is determined by the primary synchronization signal. $P_{j,2}$ is a known value when the terminal demaps the code in order to know the cell ID group and the frame boundary.

As expressed in Equation 7, the respective elements of the third sequence c_2 according to the second method for generating the secondary synchronization signal are products of the respective elements of the third short sequence w2 and the corresponding respective elements of $P_{j,2}$.

$$c_2=[w2(0)P_{j,2}(0),w2(1)P_{j,2}(1),\dots, w2(k)P_{j,2}(k),\dots,w2(30)P_{j,2}(30)] \quad \text{[Equation 7]}$$

Here, k is an index of the even subcarrier used for the synchronization channel.

The scrambling sequence S_{w2} for scrambling the fourth short sequence is given as $S_{w2}=[S_{w2}(0), S_{w2}(1), S_{w2}(m), \dots, S_{w2}(30)]$, and S_{w2} is determined by the third short sequence w2.

In this instance, it is possible to combine the short sequences into a group and determine S_{w2} according to the short sequence group to which the third short sequence belongs.

For example, since the length of the short sequence according to the exemplary embodiment of the present invention is 31, there are 31 short sequences. Therefore, the 0 to 7 short sequences are set to belong to the group 0, the

8 to 15 short sequences are set to belong to the group 1, the 16 to 23 short sequences are set to belong to the group 2, the 24 to 30 short sequences are set to belong to the group 3, a scrambling code is mapped on each group, and the scrambling code mapped on the group to which the third short sequence belongs is determined to be S_{w2} .

It is also possible to divide the number of the short sequence by 8, combine the short sequences with the same residual, and classify the 31 short sequences as 8 groups. That is, the number of the short sequence is divided by 8, the short sequence with the residual 0 is set to belong to the group 0, the short sequence with the residual 1 is set to belong to the group 1, the short sequence with the residual 2 is set to belong to the group 2, the short sequence with the residual 3 is set to belong to the group 3, the short sequence with the residual 4 is set to belong to the group 4, the short sequence with the residual 5 is set to belong to the group 5, the short sequence with the residual 6 is set to belong to the group 6, the short sequence with the residual 7 is set to belong to the group 7, a scrambling code is mapped on each group, and the scrambling code mapped on the group to which the third short sequence belongs is determined to be S_{w2} .

As expressed in Equation 8, the respective elements of the fourth sequence c_3 according to the second method for generating the secondary synchronization signal are the products of the respective elements of the fourth short sequence and the corresponding respective elements of S_{w2} .

$$c_3 = [w3(0)S_{w2}(0), w3(1)S_{w2}(1), \dots, w3(m)S_{w2}(m), \dots, w3(30)S_{w2}(30)] \quad [\text{Equation 8}]$$

Here, m is an index of the odd subcarrier used for the synchronization channel. Here, it is given that $P_{j,1} = P_{j,2}$, and $w0 \neq w1 \neq w2 \neq w3$ or $w0 = w3, w1 = w2$. In this case, the cell group and frame identifying information are mapped on the combination of the first to fourth short sequences, and the number of descrambling hypotheses of the terminal for the scramble of the secondary synchronization channel defined by the cell identifying sequence number of the primary synchronization channel is reduced.

It is set that $P_{j,1} \neq P_{j,2}$ and $w0 = w2, w1 = w3$. In this case, cell group information is mapped on the combination of the first short sequence and the second short sequence, and frame synchronization information is mapped on the scrambling sequences $P_{j,1}$ and $P_{j,2}$ of the secondary synchronization channel defined by the cell identifying sequence number of the primary synchronization channel. The number of descrambling hypotheses of the terminal for the scramble of the secondary synchronization channel defined by the cell identifying sequence number of the primary synchronization channel is increased, but the complexity is reduced since the combination of cell group identifying sequences is reduced to half.

The frequency mapper **430** maps the secondary synchronization signal and the transmission traffic data generated by the synchronization signal generator **420** in the time and frequency domains to generate a frame of the downlink signal (**S530**).

The OFDM transmitter **440** receives the frame of the downlink signal and transmits it through the transmitting antenna (**S540**).

A method for a terminal to search for the cell by using a downlink signal according to an exemplary embodiment of the present invention will now be described with reference to FIG. 8 to FIG. 10.

FIG. 8 shows a block diagram of a cell searching device according to an exemplary embodiment of the present

invention, FIG. 9 shows a flowchart of a cell searching method according to a first exemplary embodiment of the present invention, and FIG. 10 shows a flowchart of a cell searching method according to a second exemplary embodiment of the present invention.

As shown in FIG. 8, the cell searching device includes a receiver **810**, a symbol synchronization estimation and frequency offset compensator **820**, a Fourier transformer **830**, and a cell ID estimator **840**.

A cell searching method according to a first exemplary embodiment of the present invention will now be described with reference to FIG. 9.

As shown in FIG. 9, the receiver **810** receives the frame from the base station, and the symbol synchronization estimation and frequency offset compensator **820** filters the received signal by the bandwidth allocated to the synchronization channel, correlates the filtered received signal and a plurality of predetermined primary synchronization signals to acquire symbol synchronization, and estimates frequency synchronization to compensate for a frequency offset (**S910**). The symbol synchronization estimation and frequency offset compensator **820** correlates the filtered received signal and a plurality of predetermined primary synchronization signals, estimates the time having the greatest correlation value to be symbol synchronization, and transmits the number of the primary synchronization signal having the greatest correlation value to the cell ID estimator **840**. In this instance, frequency offset is compensated in the frequency domain after Fourier transform.

The Fourier transformer **830** performs a Fourier transform process on the received signal with reference to the symbol synchronization estimated by the symbol synchronization estimation and frequency offset compensator **820** (**S920**).

The cell ID estimator **840** correlates the Fourier transformed received signal and a plurality of predetermined secondary synchronization signals to estimate a cell ID group and frame synchronization (**S930**). The cell ID estimator **840** correlates the Fourier transformed received signal and a plurality of secondary synchronization signals that are generated by applying $P_{j,1}$ and $P_{j,2}$ that are determined by the primary synchronization signal corresponding to the number of the primary synchronization signal transmitted by the symbol synchronization estimation and frequency offset compensator **820** to Equation 5 to Equation 8, and estimates the frame synchronization and the cell ID group by using the secondary synchronization signal having the greatest correlation value. In this instance, when the synchronization channel symbol in one frame is provided within one slot or one OFDM symbol, there is no need of additionally acquiring frame synchronization since the symbol synchronization becomes the frame synchronization.

The cell ID estimator **840** estimates the cell ID by using the number of the primary synchronization signal transmitted by the symbol synchronization estimation and frequency offset compensator **820** and the estimated cell ID group (**S940**). In this instance, the cell ID estimator **840** estimates the cell ID by referring to the mapping relation of the predetermined primary synchronization signal number, cell ID group, and cell ID.

The estimated cell ID information can be checked by using scrambling sequence information included in the pilot symbol interval.

A cell searching method according to a second exemplary embodiment of the present invention will now be described with reference to FIG. 10.

The receiver **810** receives the frame from the base station, and the symbol synchronization estimation and frequency

offset compensator **820** filters the received signal by the bandwidth allocated to the synchronization channel, correlates the filtered received signal and a plurality of predetermined primary synchronization signals to acquire symbol synchronization, and estimates frequency synchronization to compensate the frequency offset (S710). The symbol synchronization estimation and frequency offset compensator **820** correlates the filtered received signal and a plurality of predetermined primary synchronization signals to estimate the time having the greatest correlation value to be symbol synchronization, and transmits a plurality of correlation values that are generated by correlating the primary synchronization signals and the filtered received signal to the cell ID estimator **840**. In this instance, the frequency offset can be compensated in the frequency domain after Fourier transform.

The Fourier transformer **830** performs a Fourier transform process on the received signal with reference to the symbol synchronization estimated by the symbol synchronization estimation and frequency offset compensator **820** (S720).

The cell ID estimator **840** estimates the cell ID by using a plurality of correlation values transmitted by the symbol synchronization estimation and frequency offset compensator **820**, the Fourier transformed received signal, and correlation values of a plurality of predetermined secondary synchronization signals (S730). The cell ID estimator **840** correlates the Fourier transformed received signal and a plurality of secondary synchronization signals that are generated by applying $P_{j,1}$ and $P_{j,2}$ that are determined according to the corresponding primary synchronization signals to Equation 5 to Equation 8, and finds the secondary synchronization signal having the greatest correlation value, regarding a plurality of respective primary synchronization signals.

The cell ID estimator **840** combines the correlation value of the corresponding primary synchronization signal transmitted by the symbol synchronization estimation and frequency offset compensator **820** and the correlation value of the secondary synchronization signal having the greatest correlation value with the Fourier transformed received signal from among a plurality of secondary synchronization signals that are generated by applying $P_{j,1}$ and $P_{j,2}$ that are determined by the corresponding primary synchronization signal to Equation 5 to Equation 8, regarding a plurality of respective primary synchronization signals.

The cell ID estimator **840** estimates the frame synchronization and the cell ID group by using the secondary synchronization signal having the greatest value generated by combining the correlation value of the primary synchronization signal and the correlation value of the secondary synchronization signal. The cell ID estimator **840** estimates the cell ID by using the estimated cell ID group and the primary synchronization signal having the greatest value generated by combining the correlation value of the primary synchronization signal and the correlation value of the secondary synchronization signal. In this instance, the cell ID estimator **840** estimates the cell ID by referring to the mapping relation of the predetermined primary synchronization signal number, cell ID group, and cell ID.

The above-described embodiments can be realized through a program for realizing functions corresponding to the configuration of the embodiments or a recording medium for recording the program in addition to through the above-described device and/or method, which is easily realized by a person skilled in the art. Examples of the recording medium may include, but not limited to, a read only memory (ROM), a random access memory (RAM), an electrically programmable read-only memory (EEPROM), a flash

memory, etc. The program may be executed by one or more hardware processors to achieve the function corresponding to the configuration of the exemplary embodiment. Examples of the hardware processor may include, but not limited to, a DSP (digital signal processor), a CPU (central processing unit), an ASIC (application specific integrated circuit), a programmable logic element, such as an FPGA (field programmable gate array), etc.

While this invention has been described in connection with what is presently considered to be practical exemplary embodiments, it is to be understood that the invention is not limited to the disclosed embodiments, but, on the contrary, is intended to cover various modifications and equivalent arrangements included within the spirit and scope of the appended claims.

What is claimed is:

1. A *communication* method [of searching for a cell in a mobile station], comprising:

receiving [a downlink frame including] a primary synchronization signal [and];

receiving a *first* secondary synchronization signal[, wherein the secondary synchronization signal contains cell identity group information and the primary synchronization signal contains cell identity information within a cell identity group]; and

[searching for a cell using the cell identity group information in the secondary synchronization signal and the cell identity information in the primary synchronization signal] *determining a cell identifier based on the primary synchronization signal and the first secondary synchronization signal,*

wherein the *first* secondary synchronization signal comprises a first [short] sequence and a second [short] sequence, the [first short] *first sequence comprises a third sequence [is]* scrambled with a first scrambling sequence, and the second [short] *sequence comprises a fourth sequence [is]* scrambled with a second scrambling sequence,

wherein the first scrambling sequence is determined based on the [cell identity information contained in the primary synchronization signal] *primary synchronization signal,* and the second scrambling sequence is determined based on the [first short] *third sequence.*

2. The method of claim 1, wherein *elements of* the first [short] sequence [scrambled with the first scrambling sequence] and *elements of* the second [short] sequence [scrambled with the second scrambling sequence] are alternately disposed on a plurality of sub-carriers.

3. The method of claim 1, wherein the first scrambling sequence is different from the second scrambling sequence.

4. The method of claim 1, wherein *the primary synchronization signal and the first secondary synchronization signal belong to a downlink frame,* the downlink frame includes a plurality of slots, each slot having a plurality of symbols, wherein the primary synchronization signal is located on a last symbol of a slot, and the *first* secondary synchronization signal is located on a symbol [right ahead of] *immediately preceding* the last symbol of the slot.

5. The method of claim 1, wherein *the primary synchronization signal and the first secondary synchronization signal belong to a downlink frame,* the downlink frame comprises a second secondary synchronization signal [containing the cell identity group information], wherein the second secondary synchronization signal comprises [the first short sequence and the second short sequence] *a fifth sequence and a sixth sequence,* [the second short sequence is] *the fifth sequence comprises the fourth sequence*

13

scrambled with the first scrambling sequence, and the [first short] *sixth sequence comprises the third sequence [is]* scrambled with a third scrambling sequence, and

wherein the third scrambling sequence is determined based on the [second short] *fourth sequence.*

6. The method of claim 5, wherein *elements of the [second short] fifth sequence [scrambled with the first scrambling sequence]* and *elements of the [first short] sixth sequence [scrambled with the third scrambling sequence]* are alternately disposed on a plurality of sub-carriers.

[7. The method of claim 5, further comprising: identifying the cell identity group using at least one of the first secondary synchronization signal and the second secondary synchronization signal.]

8. The method of claim 5, wherein the second secondary synchronization signal is different from the first secondary synchronization signal.

[9. A method of searching for a cell by a mobile station in a wireless communication system, wherein the wireless communication system uses a plurality of short sequences grouped into a plurality of short sequence groups, the method comprising:

receiving a downlink frame including a primary synchronization signal and a secondary synchronization signal, wherein the secondary synchronization signal contains cell identity group information and the primary synchronization signal contains cell identity information within a cell identity group; and

searching for a cell using the cell identity group information in the secondary synchronization signal and the cell identity information in the primary synchronization signal,

wherein the secondary synchronization signal comprises a first short sequence and a second short sequence, the first short sequence is scrambled with a first scrambling sequence, and the second short sequence is scrambled with a second scrambling sequence,

wherein the first scrambling sequence is determined based on the cell identity information contained in the primary synchronization signal, and the second scrambling sequence is determined based on a short sequence group to which the first short sequence is assigned and is determined based on a remainder of dividing an index of the first short sequence by 8.]

[10. The method of claim 9, wherein the wireless communication system has 31 short sequences, and the index of the first short sequence has one value among 0 to 30.]

[11. The method of claim 10, wherein short sequences within the short sequence group have the same remainder.]

[12. The method of claim 9, wherein the downlink frame comprises a second secondary synchronization signal containing the cell identity group information,

wherein the second secondary synchronization signal comprises the first short sequence and the second short sequence, the second short sequence is scrambled with the first scrambling sequence, and the first short sequence is scrambled with a third scrambling sequence,

wherein the third scrambling sequence is determined based on a short sequence group to which the second short sequence is assigned and is determined based on a remainder of dividing an index of the second short sequence by 8.]

[13. The method of claim 12, wherein the wireless communication system has 31 short sequences, and the index of the second short sequence has one value among 0 to 30.]

14

[14. The method of claim 13, wherein short sequences within the short sequence group have the same remainder.]

[15. A method of searching for a cell by a mobile station in a wireless communication system, the method comprising:

receiving a downlink frame including a primary synchronization signal, a first secondary synchronization signal and a second secondary synchronization signal, wherein each of the first and second secondary synchronization signals contains cell identity group information and the primary synchronization signal contains cell identity information within a cell identity group; and

searching for a cell using the cell identity group information and the cell identity information, the cell identity group information being identified using at least one of the first secondary synchronization signal and the second secondary synchronization signal, and the cell identity information being identified using the primary synchronization signal,

wherein the first secondary synchronization signal comprises a first short sequence and a second short sequence, the first short sequence is scrambled with a first scrambling sequence, and the second short sequence is scrambled with a second scrambling sequence, and

the second secondary synchronization signal comprises the first short sequence and the second short sequence, the second short sequence is scrambled with the first scrambling sequence, and the first short sequence is scrambled with a third scrambling sequence, and

wherein the first scrambling sequence is determined based on the cell identity information contained in the primary synchronization signal, the second scrambling sequence is determined based on a remainder of dividing an index of the first short sequence by 8, and the third scrambling sequence is determined based on a remainder of dividing an index of the second short sequence by 8.]

[16. The method of claim 15, wherein the first short sequence scrambled with the first scrambling sequence and the second short sequence scrambled with the second scrambling sequence in the first secondary synchronization signal are alternately disposed on a plurality of sub-carriers, and the second short sequence scrambled with the first scrambling sequence and the first short sequence scrambled with the third scrambling sequence in the second secondary synchronization signal are alternately disposed on a plurality of sub-carriers.]

[17. The method of claim 15, wherein the first scrambling sequence is different from the second scrambling sequence.]

[18. The method of claim 15, wherein the downlink frame includes a plurality of slots, each slot having a plurality of symbols,

wherein the primary synchronization signal is located on a last symbol of a first slot and the first secondary synchronization signal is located on a symbol right ahead of the last symbol of the first slot, and the primary synchronization signal is located on a last symbol of a second slot and the second secondary synchronization signal is located on a symbol right ahead of the last symbol of the second slot.]

[19. The method of claim 15, wherein the second secondary synchronization signal is different from the first secondary synchronization signal.]

[20. The method of claim 15, wherein the wireless communication system has 31 short sequences, and

15

the index of the first short sequence has one value among 0 to 30, and the index of the second short sequence has one value among 0 to 30.]

21. A *communication* method [of generating a down link frame in a base station], comprising:

generating a primary synchronization signal based on a first part of a cell identifier;

[including cell identity group information in] *generating a first secondary synchronization signal [and including cell identity information within a cell identity group in a primary synchronization signal so that a terminal searches for a cell using the cell identity group information in the secondary synchronization signal and the cell identity information in the primary synchronization signal] based on a second part of the cell identifier;* [and]

generating a downlink frame [including] comprising the primary synchronization signal and the first secondary synchronization signal; and

transmitting the downlink frame,

wherein the *first* secondary synchronization signal comprises a first [short] sequence and a second [short] sequence, the first [short] sequence comprises a third sequence [is] scrambled with a first scrambling sequence, and the second [short] sequence comprises a fourth sequence [is] scrambled with a second scrambling sequence,

wherein the first scrambling sequence is determined based on the [cell identity information contained in the primary synchronization signal] *first part of the cell identifier*, and the second scrambling sequence is determined based on the [first short sequence] *second part of the cell identifier*.

22. The method of claim 21, wherein *elements* of the first [short] sequence [scrambled with the first scrambling sequence] and *elements* of the second [short] sequence [scrambled with the second scrambling sequence] are alternately disposed on a plurality of sub-carriers.

23. The method of claim 21, wherein the first scrambling sequence is different from the second scrambling sequence.

24. The method of claim 21, wherein the downlink frame includes a plurality of slots, each slot having a plurality of symbols, wherein the primary synchronization signal is located on a last symbol of a slot, and the *first* secondary synchronization signal is located on a symbol [right ahead of] *immediately preceding* the last symbol of the slot.

25. The method of claim 21, wherein the downlink frame comprises a second secondary synchronization signal [containing the cell identity group information], wherein the second secondary synchronization signal comprises [the first short sequence and the second short sequence] *a fifth sequence and a sixth sequence*, [the second short sequence is] *the fifth sequence comprises the fourth sequence* scrambled with the first scrambling sequence, and [the first short sequence is] *the sixth sequence comprises the third sequence* scrambled with a third scrambling sequence, and wherein the third scrambling sequence is determined based on the [second short] *fourth* sequence.

26. The method of claim 25, wherein [the second short] *elements of the fifth* sequence [scrambled with the first scrambling sequence] and [the first short sequence scrambled with the third scrambling sequence] *elements of the sixth* sequence are alternately disposed on a plurality of sub-carriers.

16

[27. The method of claim 25, wherein the cell identity group is identified using at least one of the first secondary synchronization signal and the second secondary synchronization signal.]

28. The method of claim 25, wherein the second secondary synchronization signal is different from the first secondary synchronization signal.

[29. A method of generating a downlink frame in a wireless communication system, wherein the wireless communication system uses a plurality of short sequences grouped into a plurality of short sequence groups, the method comprising:

including cell identity group information in a secondary synchronization signal and including cell identity information within a cell identity group in a primary synchronization signal so that a terminal searches for a cell using the cell identity group information in the secondary synchronization signal and the cell identity information in the primary synchronization signal; and

generating a downlink frame including the primary synchronization signal and the secondary synchronization signal,

wherein the secondary synchronization signal comprises a first short sequence and a second short sequence, the first short sequence is scrambled with a first scrambling sequence, and the second short sequence is scrambled with a second scrambling sequence,

wherein the first scrambling sequence is determined based on the cell identity information contained in the primary synchronization signal, and the second scrambling sequence is determined based on a short sequence group to which the first short sequence is assigned and is determined based on a remainder of dividing an index of the first short sequence by 8.]

[30. The method of claim 29, wherein the wireless communication system has 31 short sequences, and the index of the first short sequence has one value among 0 to 30.]

[31. The method of claim 30, wherein short sequences within the short sequence group have the same remainder.]

[32. The method of claim 29, wherein the downlink frame comprises a second secondary synchronization signal containing the cell identity group information,

wherein the second secondary synchronization signal comprises the first short sequence and the second short sequence, the second short sequence is scrambled with the first scrambling sequence, and the first short sequence is scrambled with a third scrambling sequence,

wherein the third scrambling sequence is determined based on a short sequence group to which the second short sequence is assigned and is determined base on a remainder of diving an index of the second short sequence by 8.]

[33. The method of claim 32, wherein the wireless communication system has 31 short sequences, and the index of the second short sequence has one value among 0 to 30.]

[34. The method of claim 33, wherein short sequences within the short sequence group have the same remainder.]

[35. A method of generating a downlink frame in a wireless communication system, the method comprising: including cell identity group information in each of first and second secondary synchronization signals and including cell identity information within a cell identity group in a primary synchronization signal so that a terminal searches for a cell using the cell identity group information and the cell identity information; and

generating a downlink frame including the primary synchronization signal, the first secondary synchronization signal and the second secondary synchronization signal; and

wherein the cell identity group information is identified using at least one of the first secondary synchronization signal and the second secondary synchronization signal, and the cell identity information is identified using the primary synchronization signal,

wherein the first secondary synchronization signal comprises a first short sequence and a second short sequence, the first short sequence is scrambled with a first scrambling sequence, and the second short sequence is scrambled with a second scrambling sequence,

wherein the second secondary synchronization signal comprises the first short sequence and the second short sequence, the second short sequence is scrambled with the first scrambling sequence, and the first short sequence is scrambled with a third scrambling sequence, and

wherein the first scrambling sequence is determined based on the cell identity information contained in the primary synchronization signal, the second scrambling sequence is determined based on a remainder of dividing an index of the first short sequence by 8, and the third scrambling sequence is determined based on a remainder of dividing an index of the second short sequence by 8.]

[36. The method of claim 35, wherein the first short sequence scrambled with the first scrambling sequence and the second short sequence scrambled with the second scrambling sequence in the first secondary synchronization signal are alternately disposed on a plurality of sub-carriers, and the second short sequence scrambled with the first scrambling sequence and the first short sequence scrambled with the third scrambling sequence in the second secondary synchronization signal are alternately disposed on a plurality of sub-carriers.]

[37. The method of claim 35, wherein the first scrambling sequence is different from the second scrambling sequence.]

[38. The method of claim 35, wherein the downlink frame includes a plurality of slots, each slot having a plurality of symbols,

wherein the primary synchronization signal is located on a last symbol of a first slot and the first secondary synchronization signal is located on a symbol right ahead of the last symbol of the first slot, and

the primary synchronization signal is located on a last symbol of a second slot and the second secondary synchronization signal is located on a symbol right ahead of the last symbol of the second slot.]

[39. The method of claim 35, wherein the second secondary synchronization signal is different from the first secondary synchronization signal.]

[40. The method of claim 35, wherein the wireless communication system has 31 short sequences, and

the index of the first short sequence has one value among 0 to 30, and the index of the second short sequence has one value among 0 to 30.]

41. The communication method of claim 1, wherein the first secondary synchronization signal comprises information on a cell identity group and the primary synchronization signal comprises information on a cell identity within the cell identity group.

42. The communication method of claim 21, wherein the first secondary synchronization signal comprises informa-

tion on the second part of the cell identifier and the primary synchronization signal comprises information on the first part of the cell identifier.

43. A communication device, comprising:

a memory; and

a processor operably coupled to the memory, wherein the processor, when executing program instructions stored in the memory, is configured to:

cause the communication device to receive a primary synchronization signal;

cause the communication device to receive a first secondary synchronization signal; and

determine a cell identifier based on the primary synchronization signal and the first secondary synchronization signal,

wherein the first secondary synchronization signal comprises a first sequence and a second sequence, the first sequence comprises a third sequence scrambled with a first scrambling sequence, and the second sequence comprises a fourth sequence scrambled with a second scrambling sequence,

wherein the first scrambling sequence is determined based on the primary synchronization signal, and the second scrambling sequence is determined based on the third sequence.

44. The communication device of claim 43, wherein elements of the first sequence and elements of the second sequence are alternately disposed on a plurality of sub-carriers.

45. The communication device of claim 43, wherein the first scrambling sequence is different from the second scrambling sequence.

46. The communication device of claim 43, wherein the primary synchronization signal and the first secondary synchronization signal belong to a downlink frame, the downlink frame includes a plurality of slots, each slot having a plurality of symbols, wherein the primary synchronization signal is located on a last symbol of a slot, and the first secondary synchronization signal is located on a symbol immediately preceding the last symbol of the slot.

47. The communication device of claim 43, wherein the primary synchronization signal and the first secondary synchronization signal belong to a downlink frame, the downlink frame comprises a second secondary synchronization signal, wherein the second secondary synchronization signal comprises a fifth sequence and a sixth sequence, the fifth sequence comprises the fourth sequence scrambled with the first scrambling sequence, and the sixth sequence comprises the third sequence scrambled with a third scrambling sequence, and

wherein the third scrambling sequence is determined based on the fourth sequence.

48. The communication device of claim 47, wherein elements of the fifth sequence and elements of the sixth sequence are alternately disposed on a plurality of sub-carriers.

49. The communication device of claim 47, wherein the second secondary synchronization signal is different from the first secondary synchronization signal.

50. The communication device of claim 43, wherein the first secondary synchronization signal comprises information on a cell identity group and the primary synchronization signal comprises information on a cell identity within the cell identity group.

51. A communication apparatus, comprising:

a memory; and

a processor operably coupled to the memory,

wherein the processor, when executing program instructions stored in the memory, is configured to:

cause the communication apparatus to generate a primary synchronization signal based on a first part of a cell identifier;

cause the communication apparatus to generate a first secondary synchronization signal based on a second part of the cell identifier;

cause the communication apparatus to generate a downlink frame comprising the primary synchronization signal and the first secondary synchronization signal; and

cause the communication apparatus to transmit the downlink frame,

wherein the first secondary synchronization signal comprises a first sequence and a second sequence, the first sequence comprises a third sequence scrambled with a first scrambling sequence, and the second sequence comprises a fourth sequence scrambled with a second scrambling sequence,

wherein the first scrambling sequence is determined based on the first part of the cell identifier, and the second scrambling sequence is determined based on the second part of the cell identifier.

52. The communication apparatus of claim 51, wherein elements of the first sequence and elements of the second sequence are alternately disposed on a plurality of sub-carriers.

53. The communication apparatus of claim 51, wherein the first scrambling sequence is different from the second scrambling sequence.

54. The communication apparatus of claim 51, wherein the downlink frame includes a plurality of slots, each slot having a plurality of symbols, wherein the primary synchronization signal is located on a last symbol of a slot, and the first secondary synchronization signal is located on a symbol immediately preceding the last symbol of the slot.

55. The communication apparatus of claim 51, wherein the downlink frame comprises a second secondary synchronization signal, wherein the second secondary synchronization signal comprises a fifth sequence and a sixth sequence, the fifth sequence comprises the fourth sequence scrambled with the first scrambling sequence, and the sixth sequence comprises the third sequence scrambled with a third scrambling sequence, and

wherein the third scrambling sequence is determined based on the fourth sequence.

56. The communication apparatus of claim 55, wherein elements of the fifth sequence and elements of the sixth sequence are alternately disposed on a plurality of sub-carriers.

57. The communication apparatus of claim 55, wherein the second secondary synchronization signal is different from the first secondary synchronization signal.

58. The communication apparatus of claim 51, wherein the first secondary synchronization signal comprises information on the second part of the cell identifier and the primary synchronization signal comprises information on the first part of the cell identifier.

* * * * *