



US00RE47572E

(19) **United States**  
(12) **Reissued Patent**  
Sewell et al.

(10) **Patent Number: US RE47,572 E**  
(45) **Date of Reissued Patent: Aug. 20, 2019**

(54) **SPROCKET WITH DOUBLE MUD RELIEF**  
(71) Applicant: **The Charles Machine Works, Inc.,**  
Perry, OK (US)  
(72) Inventors: **Cody L. Sewell, Perry, OK (US);**  
**Brant D. Kukuk, Perry, OK (US)**  
(73) Assignee: **The Charles Machine Works, Inc.,**  
Perry, OK (US)

8,202,185 B2 \* 6/2012 Haesloop ..... F16H 55/30  
474/156  
D716,191 S \* 10/2014 Reiter ..... F16H 55/303  
D12/123  
D751,036 S \* 3/2016 Svensson ..... D13/112  
D781,345 S \* 3/2017 Pratley ..... D15/5  
2012/0198950 A1 \* 8/2012 Pietrala ..... E21C 29/02  
74/89.17  
2017/0074383 A1 \* 3/2017 Sewell ..... E02F 5/06

(21) Appl. No.: **29/655,614**  
(22) Filed: **Jul. 5, 2018**

**Related U.S. Patent Documents**

Reissue of:

(64) Patent No.: **Des. 794,690**  
Issued: **Aug. 15, 2017**  
Appl. No.: **29/554,286**  
Filed: **Feb. 10, 2016**

(51) **LOC (12) Cl.** ..... **15-09**  
(52) **U.S. Cl.**  
USPC ..... **D15/148**  
(58) **Field of Classification Search**  
USPC ..... D12/80, 123; D15/148, 149; 74/640;  
192/38; 475/331  
See application file for complete search history.

(56) **References Cited**

**U.S. PATENT DOCUMENTS**

6,142,900 A \* 11/2000 Takamori ..... B21H 5/02  
474/152  
6,415,532 B1 7/2002 Bricko et al. .... E02F 3/143  
37/352  
6,910,980 B2 \* 6/2005 Hamilton ..... F16H 55/06  
474/156  
D527,245 S \* 8/2006 Kelleghan ..... D8/356  
7,416,500 B2 \* 8/2008 Young ..... F16H 7/06  
474/152  
7,451,863 B2 \* 11/2008 Chen ..... F16D 41/30  
192/46  
7,914,408 B2 \* 3/2011 Young ..... F16H 7/06  
474/152

**OTHER PUBLICATIONS**

The Charles Machine Works, Inc. "Hard-Working Parts for Hard-Working Pros.", company catalog, 2016, thirty-nine pages, Perry, Oklahoma.

\* cited by examiner

*Primary Examiner* — Philip S Hyder  
(74) *Attorney, Agent, or Firm* — Tomlinson McKinstry, P.C.

(57) **CLAIM**

The ornamental design for a sprocket with double mud relief, as shown and described.

**DESCRIPTION**

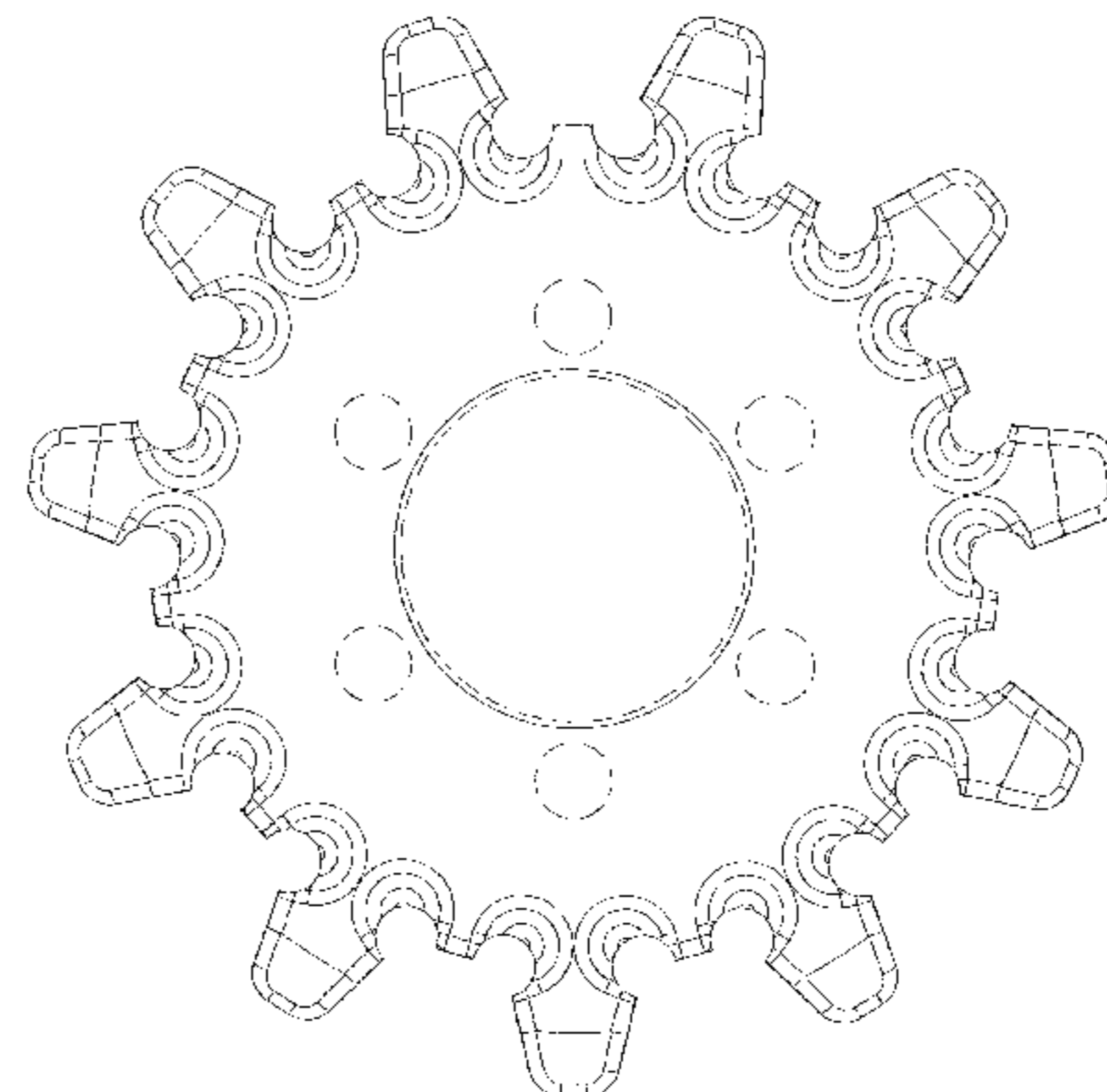
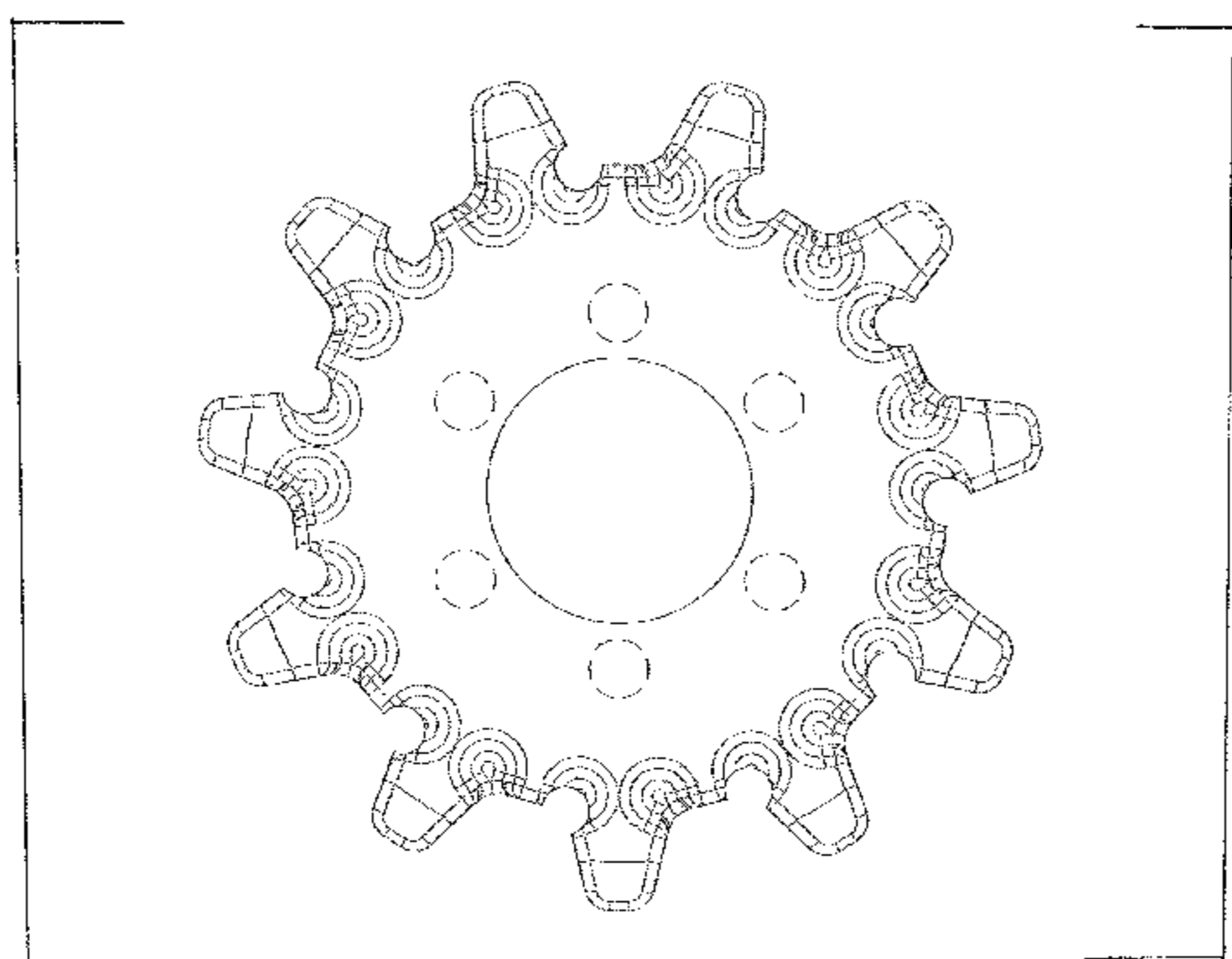
FIG. 1 is a front view of a sprocket with double mud relief showing our new design;  
FIG. 2 is an edge view of the sprocket shown in FIG. 1;  
FIG. 3 is a front top left perspective view of the sprocket shown in FIG. 1; and,  
FIG. 4 is a second front top left perspective view at a different angle than the view of FIG. 3.  
The broken lines indicate unclaimed portions and form no part of the claimed design.

**1 Claim, 7 Drawing Sheets**

**Matter enclosed in heavy brackets [ ] appears in the original patent but forms no part of this reissue; matter printed in italics indicates the additions made by reissue.**

Cancelled

Amended



Canceled

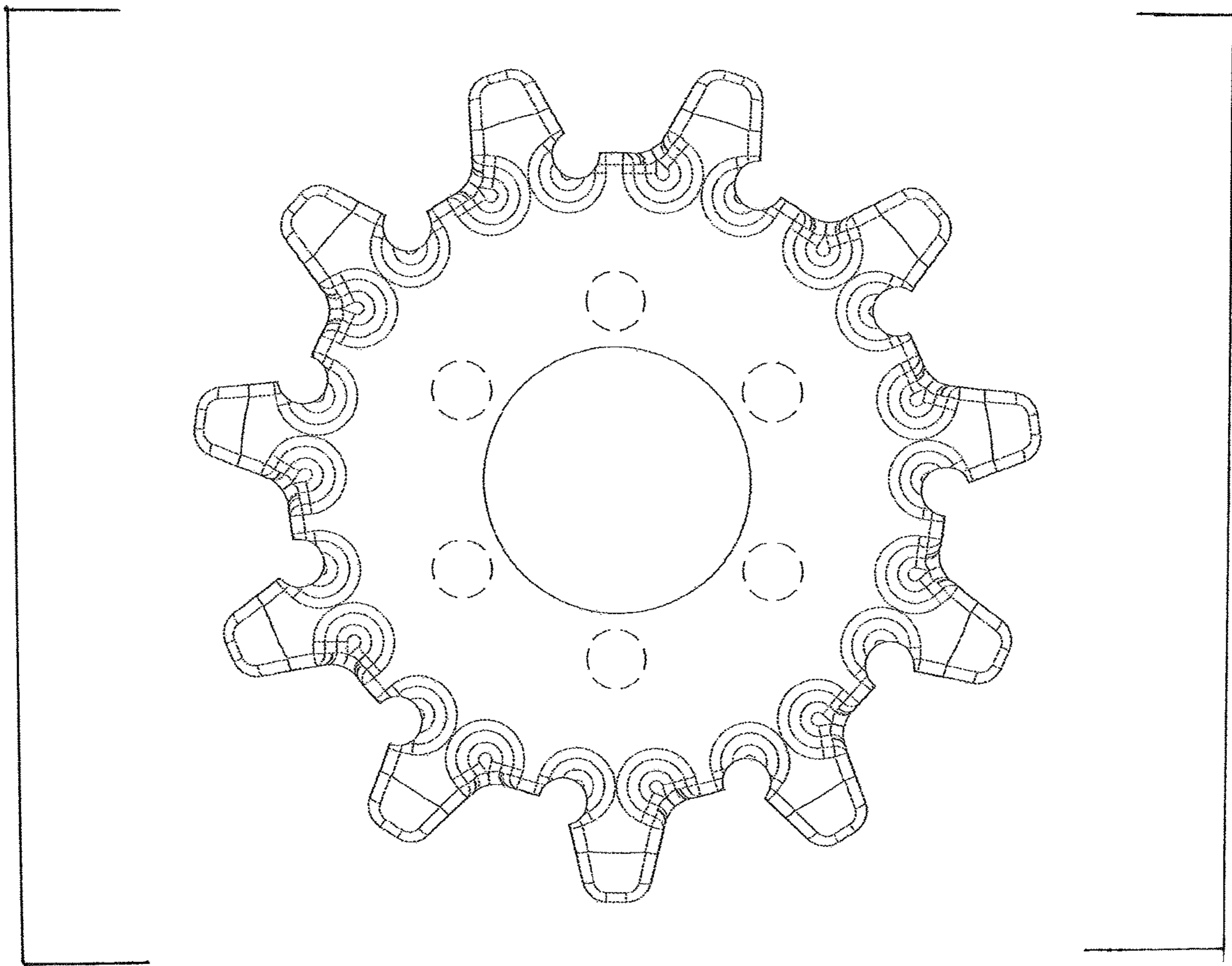


FIG. 1

Amended




FIG. 1

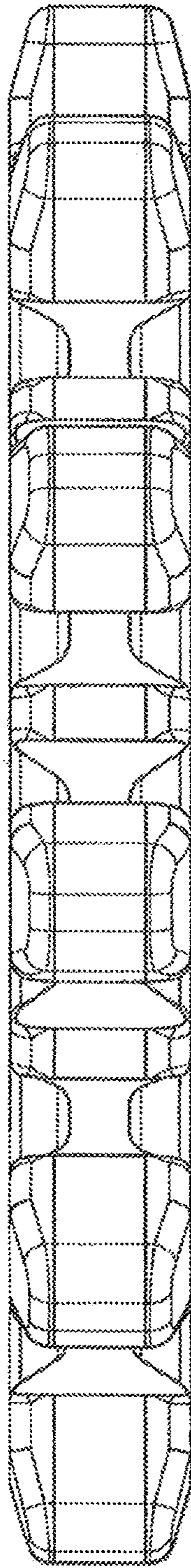


FIG. 2

Canceled

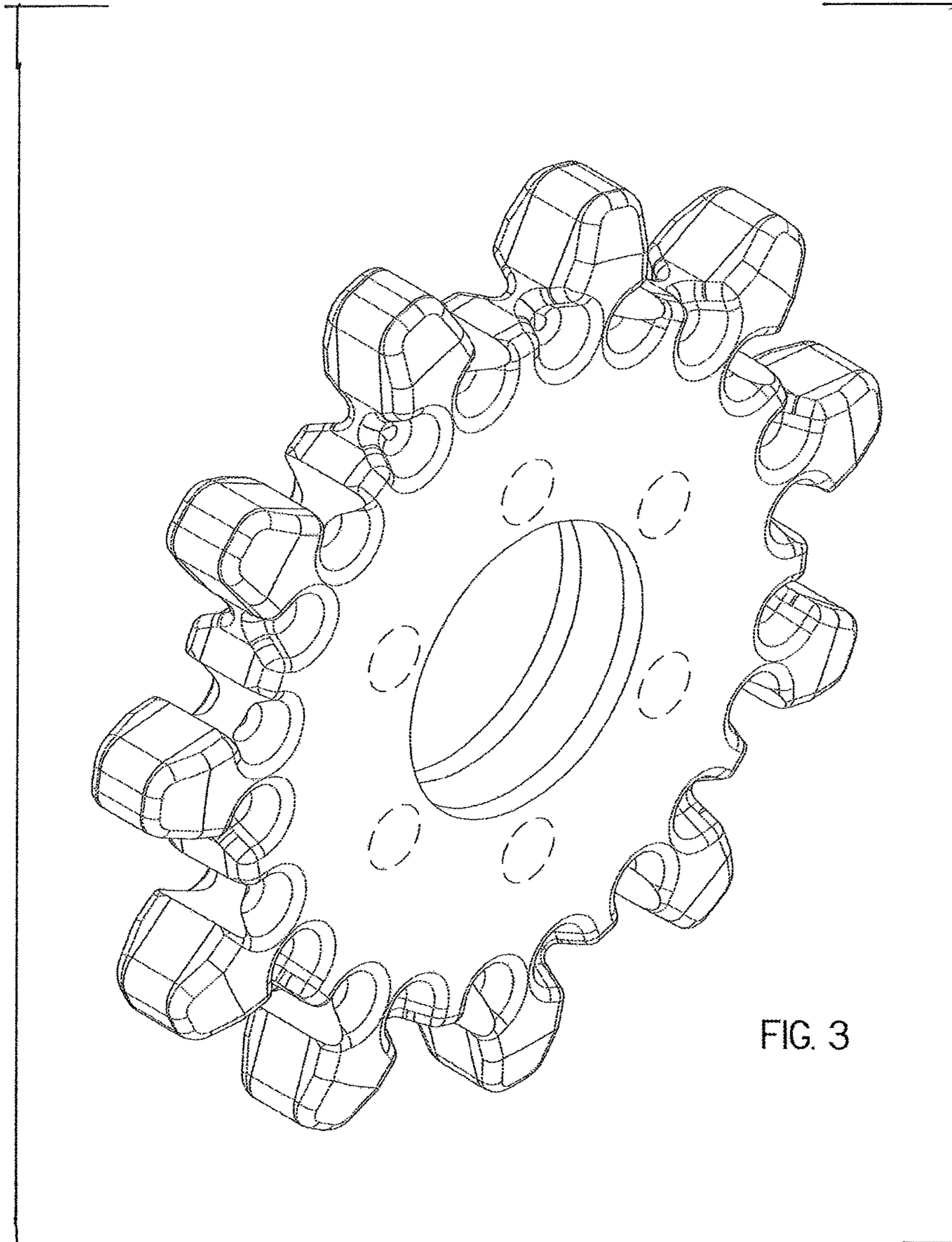


FIG. 3

Amended

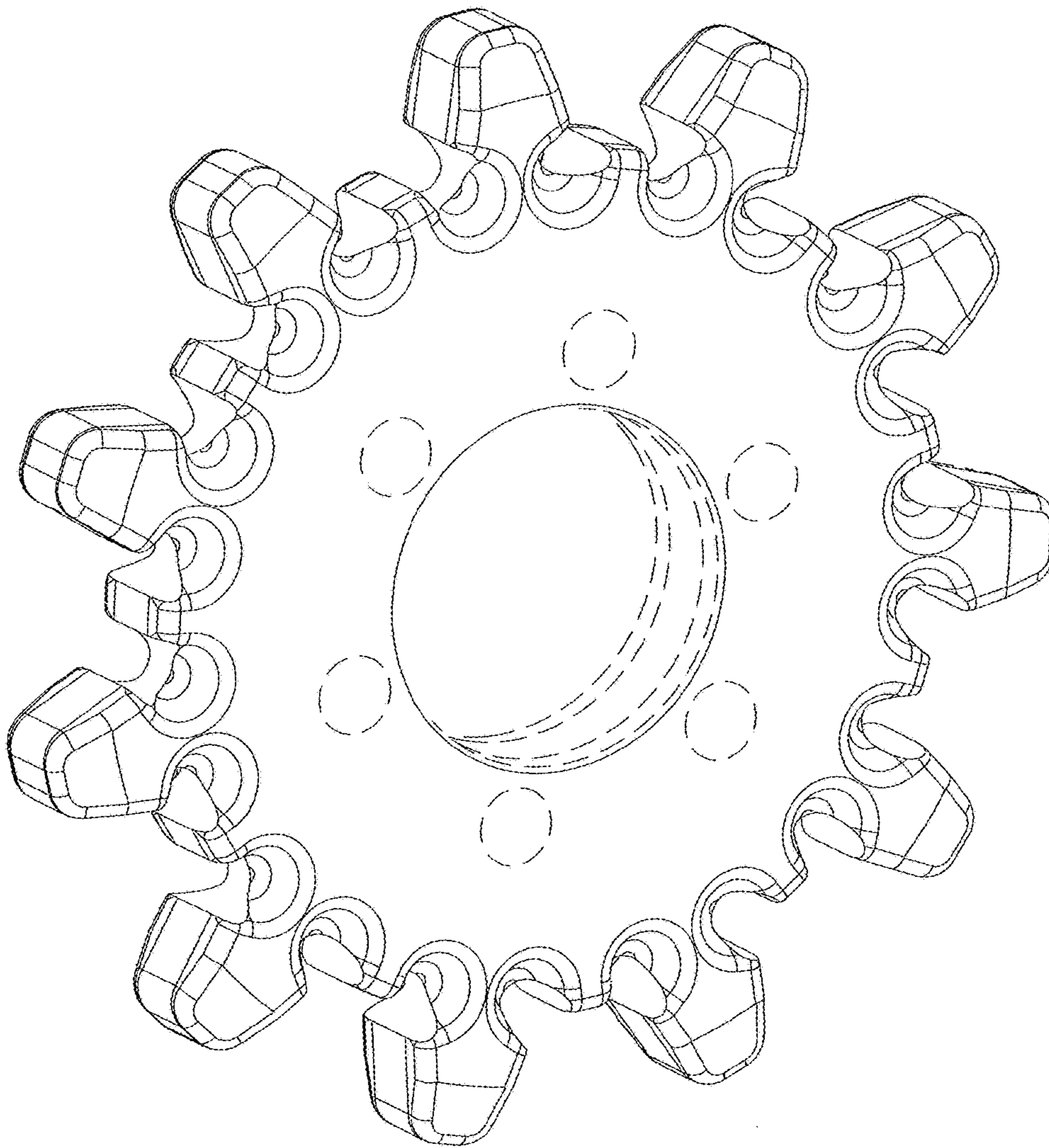


FIG. 3

Canceled

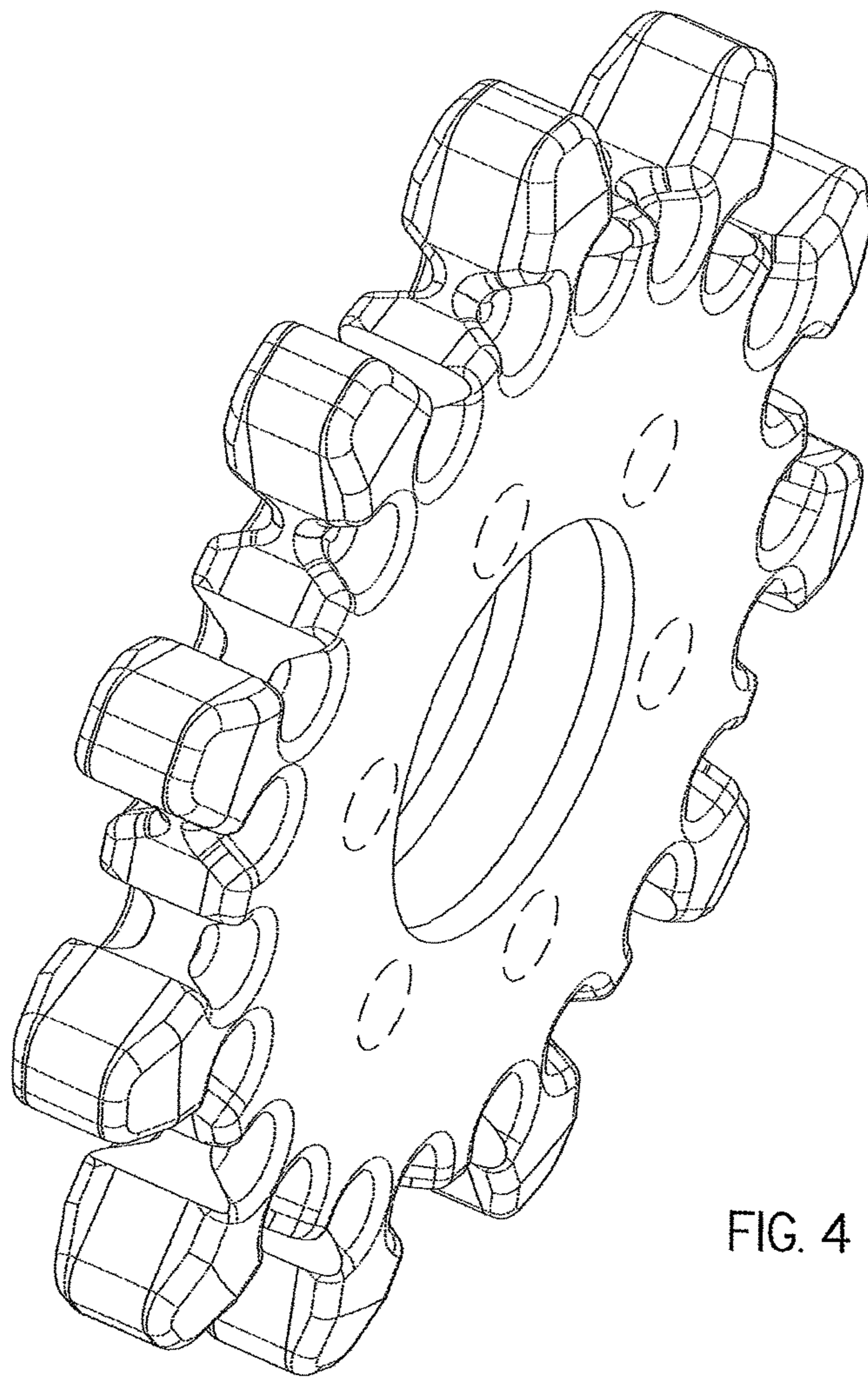


FIG. 4

Amended

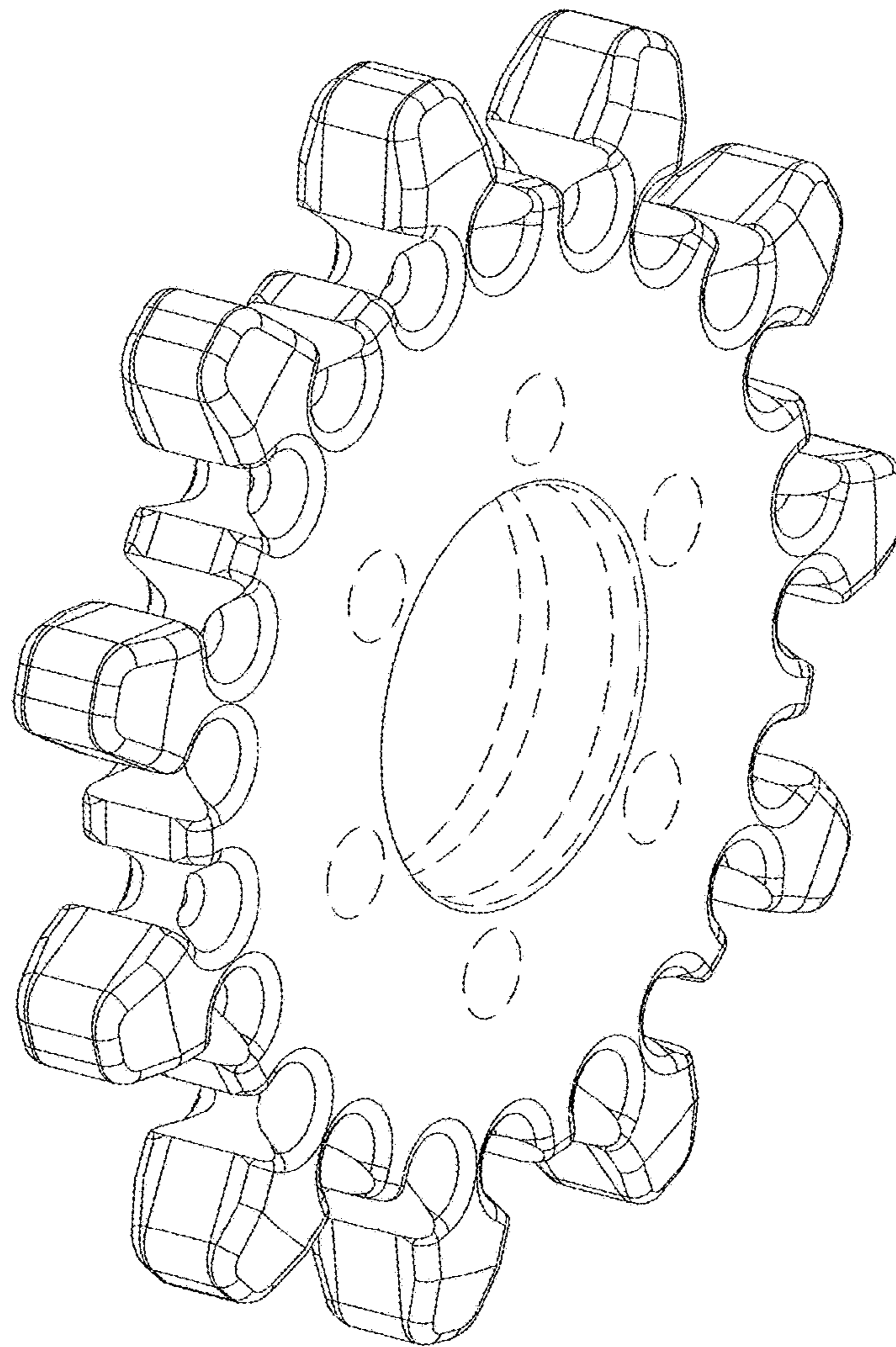


FIG. 4