

US00RE47314E

(19) **United States**  
(12) **Reissued Patent**  
**Park et al.**

(10) **Patent Number:** **US RE47,314 E**  
(45) **Date of Reissued Patent:** **Mar. 19, 2019**

(54) **APPARATUS AND METHOD FOR  
SELECTING A QOS IN A PORTABLE  
COMMUNICATION SYSTEM**

USPC ..... 348/14.01–14.14  
See application file for complete search history.

(56) **References Cited**

(71) Applicant: **Samsung Electronics Co., Ltd.**,  
Suwon-si, Gyeonggi-do (KR)  
(72) Inventors: **Sung-Ik Park**, Hwaseong-si (KR);  
**Woo-Young Choi**, Incheon (KR)  
(73) Assignee: **Samsung Electronics Co., Ltd.**,  
Suwon-si (KR)

U.S. PATENT DOCUMENTS

5,587,928 A \* 12/1996 Jones ..... H04M 3/567  
348/14.1  
5,862,451 A \* 1/1999 Grau ..... H04H 20/42  
348/192  
6,453,336 B1 \* 9/2002 Beyda et al. .... 709/204  
6,750,897 B1 \* 6/2004 Moshrefi et al. .... 348/14.08

(Continued)

(21) Appl. No.: **15/094,532**

FOREIGN PATENT DOCUMENTS

(22) Filed: **Apr. 8, 2016**

WO 2006/004157 A1 1/2006  
WO 20061004157 A1 1/2006  
WO 2006/010373 \* 2/2006 ..... H04W 76/025

**Related U.S. Patent Documents**

Reissue of:

(64) Patent No.: **8,966,562**  
Issued: **Feb. 24, 2015**  
Appl. No.: **12/173,674**  
Filed: **Jul. 15, 2008**

OTHER PUBLICATIONS

IEEE dictionary definition of unit, The Authoritative Dictionary of  
IEEE Standard terms, seventh edition, 2000.\*

(30) **Foreign Application Priority Data**

Jul. 18, 2007 (KR) ..... 10-2007-0071535

*Primary Examiner* — Robert Nasser

(74) *Attorney, Agent, or Firm* — Jefferson IP Law, LLP

(57) **ABSTRACT**

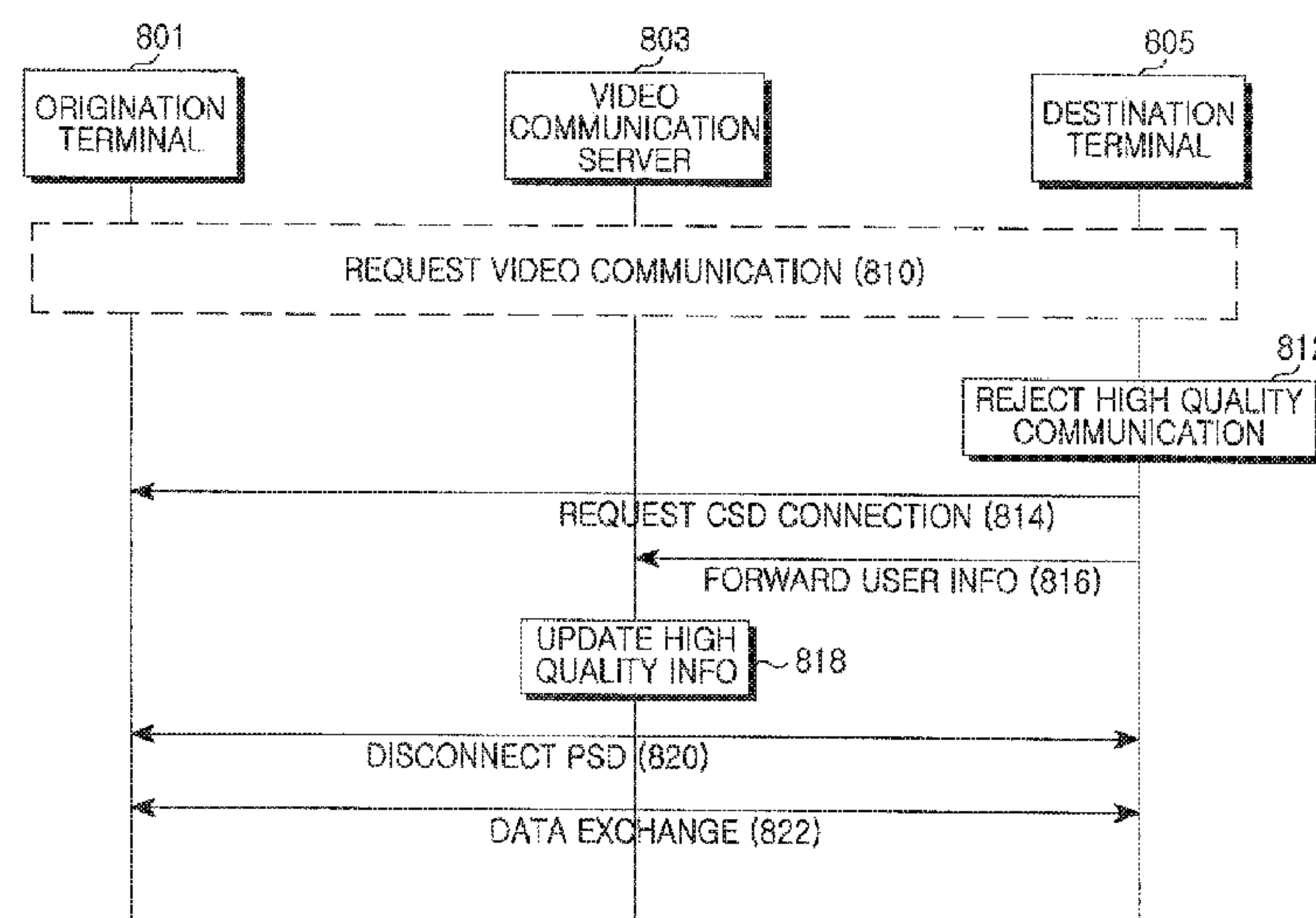
(51) **Int. Cl.**  
**H04L 29/06** (2006.01)  
**H04N 7/14** (2006.01)  
**H04L 29/08** (2006.01)  
**H04M 7/00** (2006.01)  
(52) **U.S. Cl.**  
CPC ..... **H04L 65/4084** (2013.01); **H04L 65/1069**  
(2013.01); **H04L 65/80** (2013.01); **H04L 67/04**  
(2013.01); **H04L 67/14** (2013.01); **H04M**  
**7/0057** (2013.01); **H04N 7/141** (2013.01);  
**H04M 2201/50** (2013.01)

An apparatus and method for selecting a QoS in a portable communication system are provided. The method includes, when using a high quality video communication service, sending a request for the high quality video communication service to a destination terminal using a Circuit Service Data (CSD) channel, receiving a reply message to the high quality video communication service request and, when the reply message is an acceptance of an execution of the high quality video communication service, disconnecting the CSD channel and then connecting a Packet Service Data (PSD) channel, and providing the high quality video communication service using the PSD channel.

(58) **Field of Classification Search**

CPC ..... H04L 67/04; H04L 65/4084

**3 Claims, 8 Drawing Sheets**



(56)

References Cited

U.S. PATENT DOCUMENTS

7,053,923 B1 \*

5/2006

Hamilton

.....

H04N 7/141

7,719,562 B2 \*

5/2010

Liu

.....

H04L 12/2854

7,958,532 B2 \*

6/2011

Paul et al.

.....

725/90

2001/0048678 A1 \*

12/2001

Witchalls

.....

H04L 29/06027

2002/0174434 A1 \*

11/2002

Lee et al.

.....

725/74

2003/0061622 A1 \*

3/2003

Nebiker et al.

.....

725/117

2003/0122921 A1 \*

7/2003

Taib

.....

H04M 3/56

2003/0188316 A1 \*

10/2003

DePrez

.....

725/87

2003/0196211 A1 \*

10/2003

Chan

.....

725/131

2004/0179092 A1 \*

9/2004

LaPoint

.....

H04L 29/06

2004/0218035 A1 \*

11/2004

Crook

.....

H04L 29/06027

2004/0246951 A1 \*

12/2004

Parker

.....

H04L 29/06027

2005/0025134 A1 \*

2/2005

Armistead

.....

370/352

2005/0073574 A1 \*

4/2005

Krisbergh

.....

H04N 7/147

2005/0107107 A1 \*

5/2005

Shahidi et al.

.....

455/522

2005/0286711 A1 \*

12/2005

Lee

.....

H04L 12/5692

2006/0025149 A1

2/2006

Karaoguz et al.

2006/0121924 A1 \*

6/2006

Rengaraju

.....

H04N 7/142

2006/0168612 A1 \*

7/2006

Chapman et al.

.....

725/11

2006/0198360 A1

9/2006

Biage et al.

2007/0058645 A1 \*

3/2007

Nannra et al.

.....

370/401

2007/0120956 A1 \*

5/2007

Watanabe

.....

H04N 21/43637

2007/0146476 A1 \*

6/2007

Son

.....

348/14.01

2007/0199043 A1 \*

8/2007

Morris

.....

725/143

2007/0201435 A1 \*

8/2007

Fisher

.....

370/352

2007/0257983 A1 \*

11/2007

Miali

.....

H04L 29/06027

2008/0024591 A1 \*

1/2008

Doi

.....

H04W 8/245

2008/0039150 A1 \*

2/2008

Lin

.....

H04N 7/15

2008/0240087 A1 \*

10/2008

Goodman

.....

370/354

2008/0305826 A1

12/2008

Morita et al.

2008/0309753 A1 \*

12/2008

Karnalkar

.....

H04N 7/147

2009/0115837 A1 \*

5/2009

Moshrefi et al.

.....

348/14.08

2009/0300162 A1 \*

12/2009

Demarie et al.

.....

709/224

\* cited by examiner

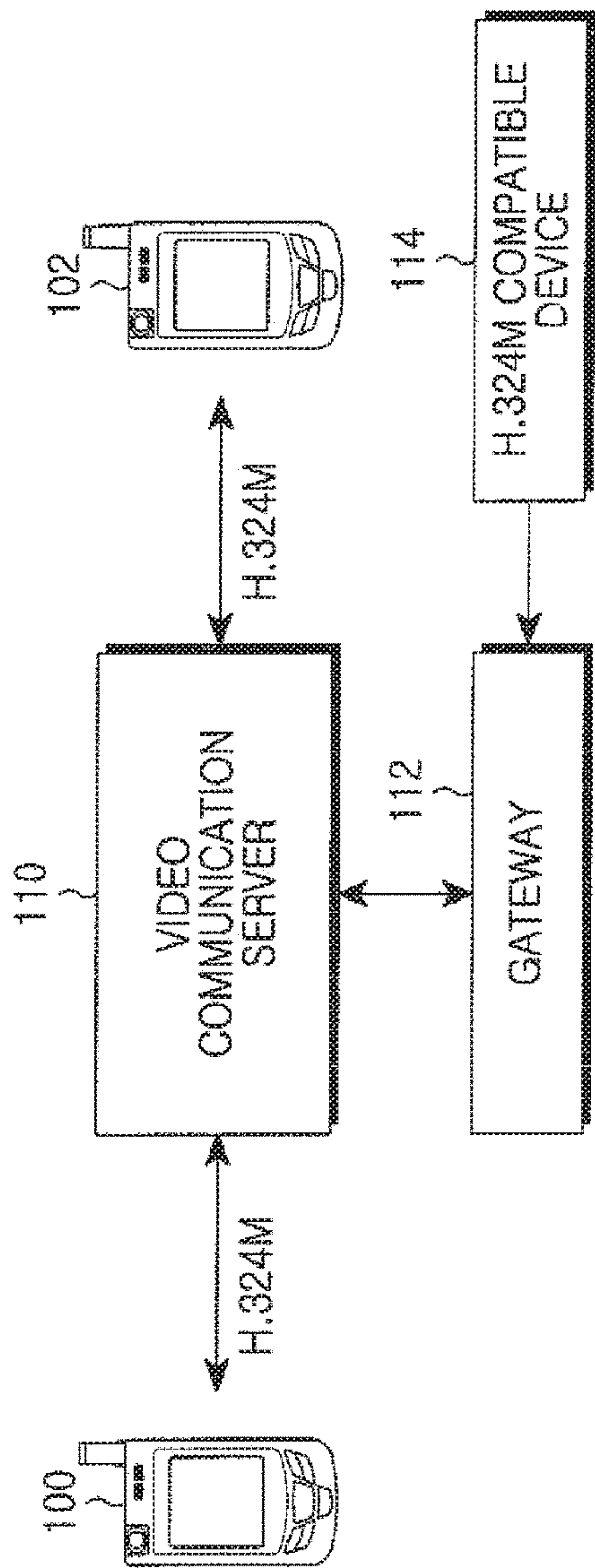


FIG.1  
(CONVENTIONAL ART)

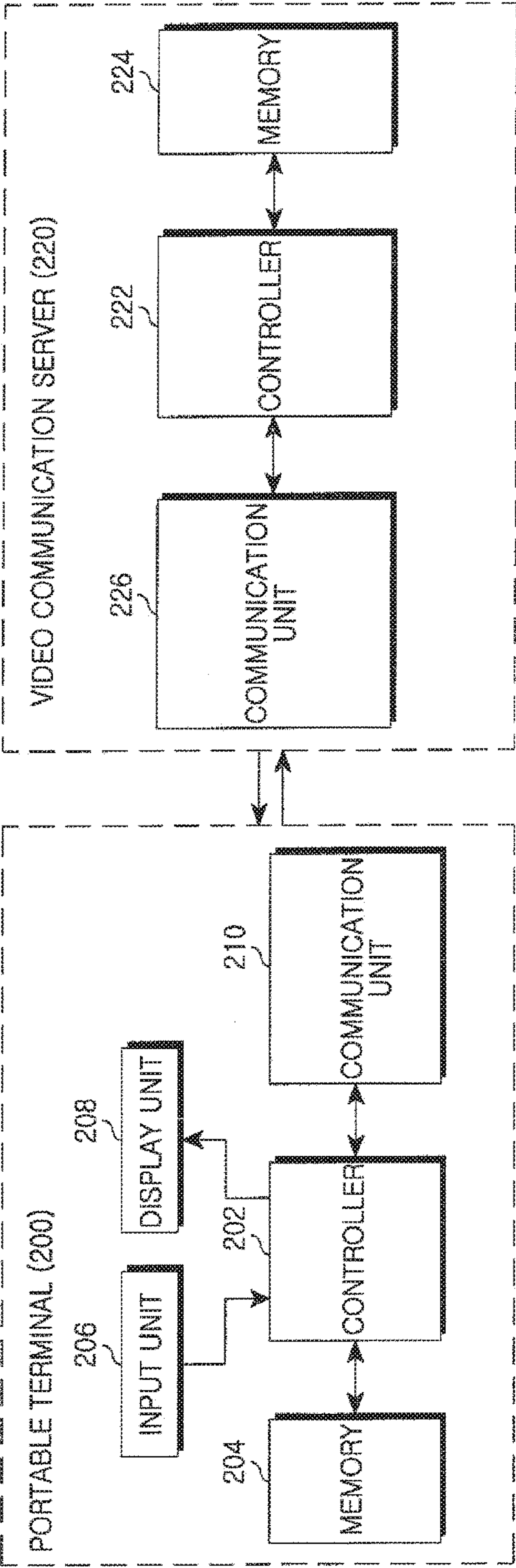


FIG. 2



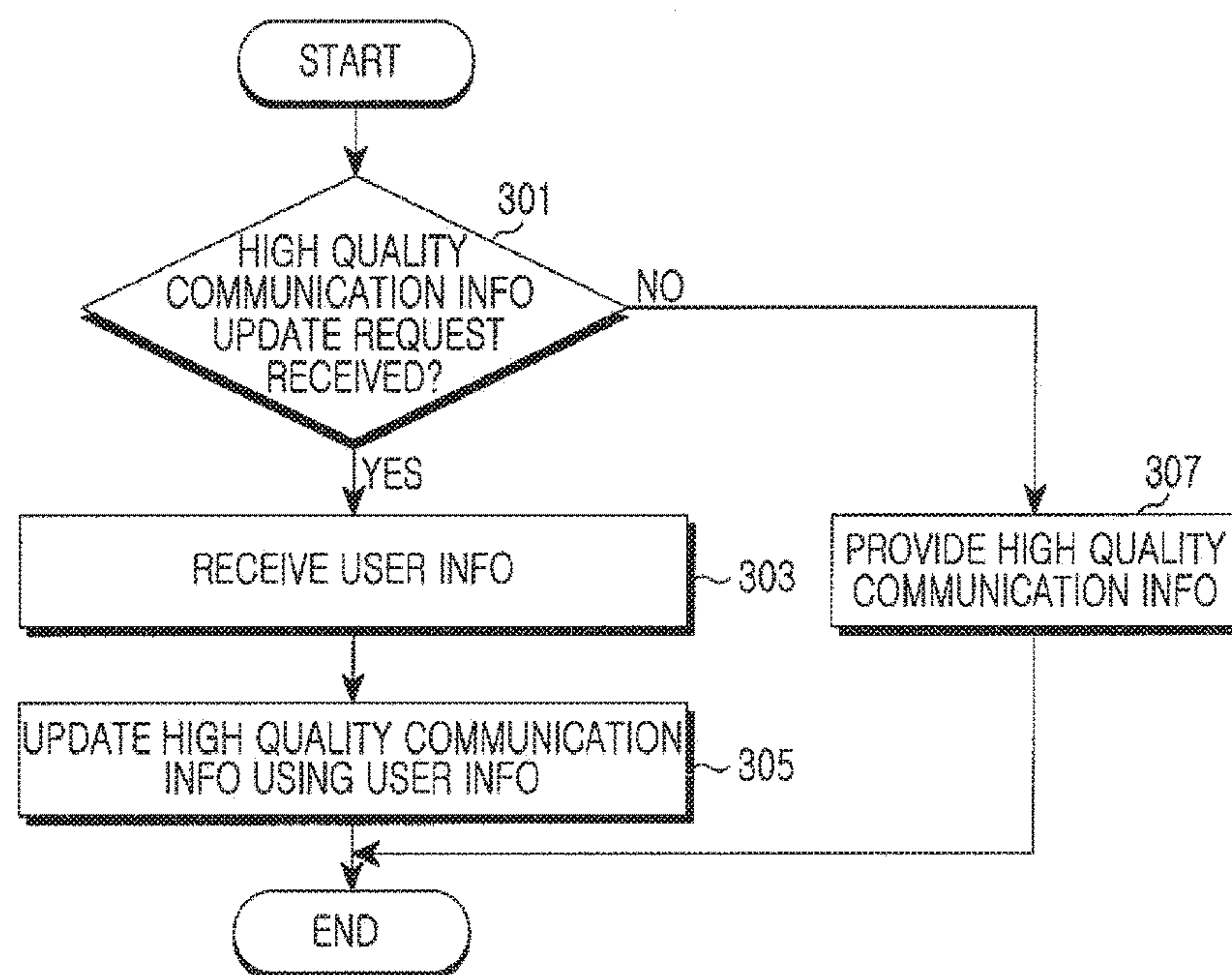


FIG.3

401	403	405
ORIGINATION INFO	DESTINATION INFO	COMMUNICATION STATE
010 111 1111	010 000 0000	REQ (0)
		END (1)

FIG.4

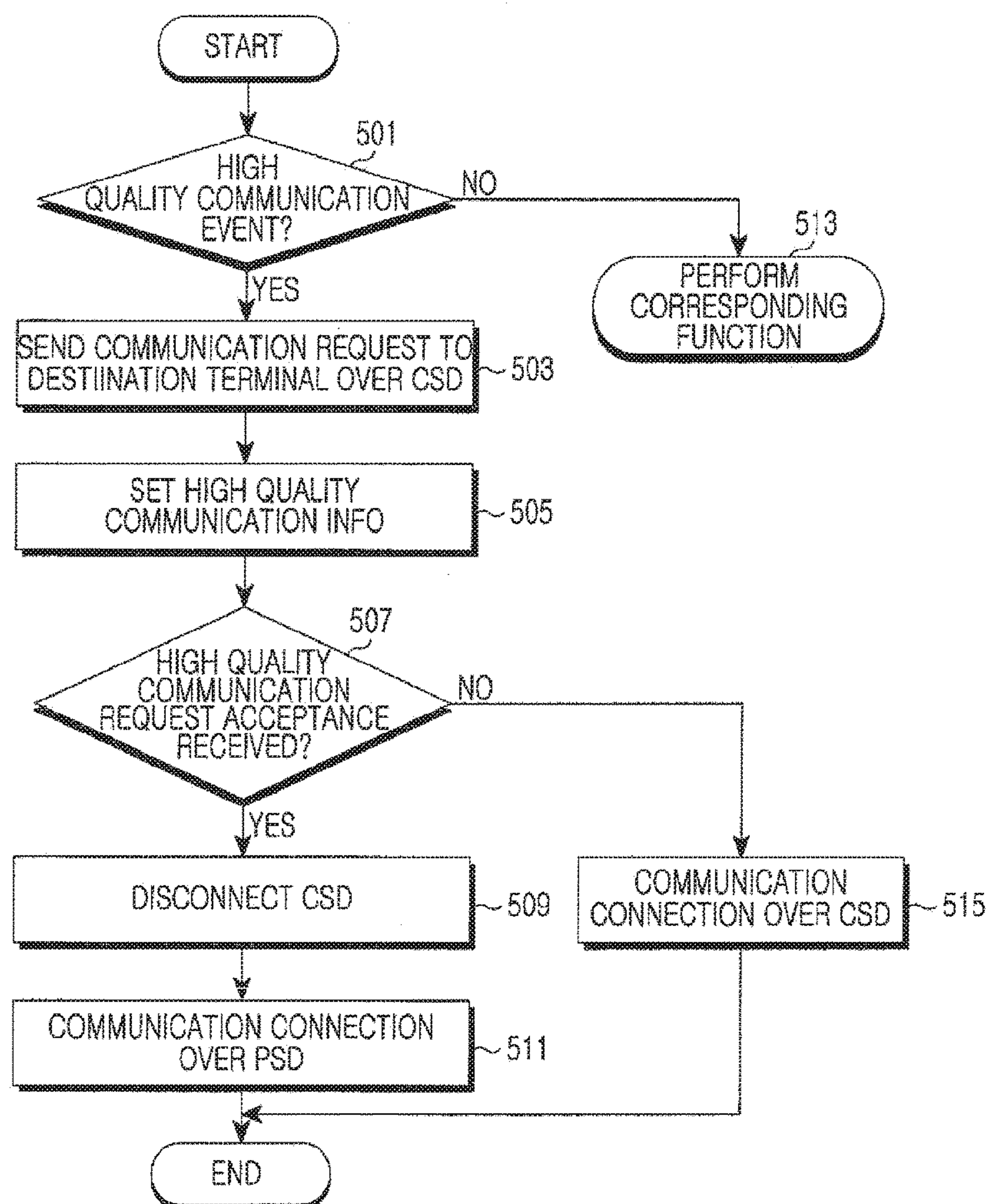


FIG.5

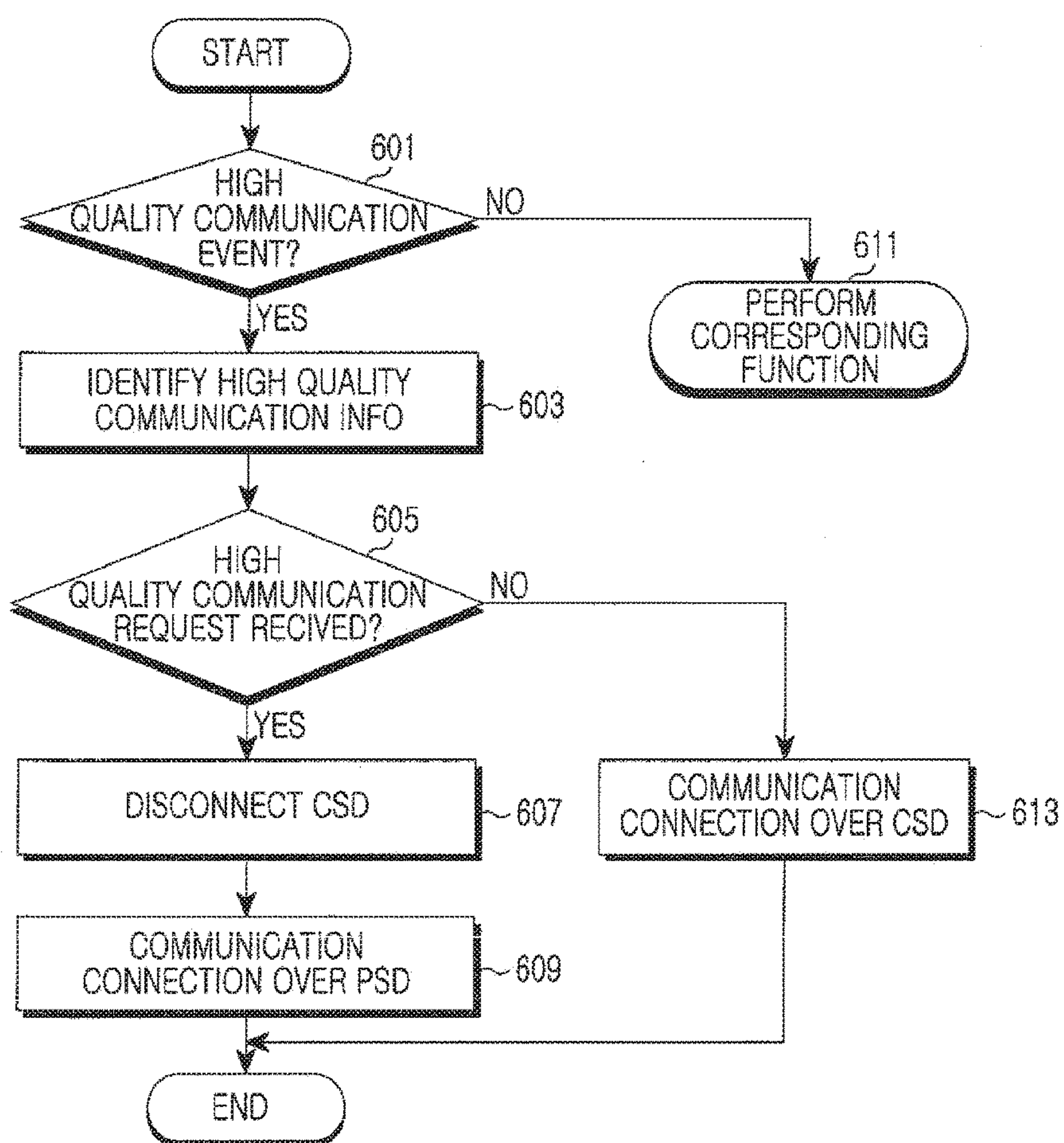


FIG. 6



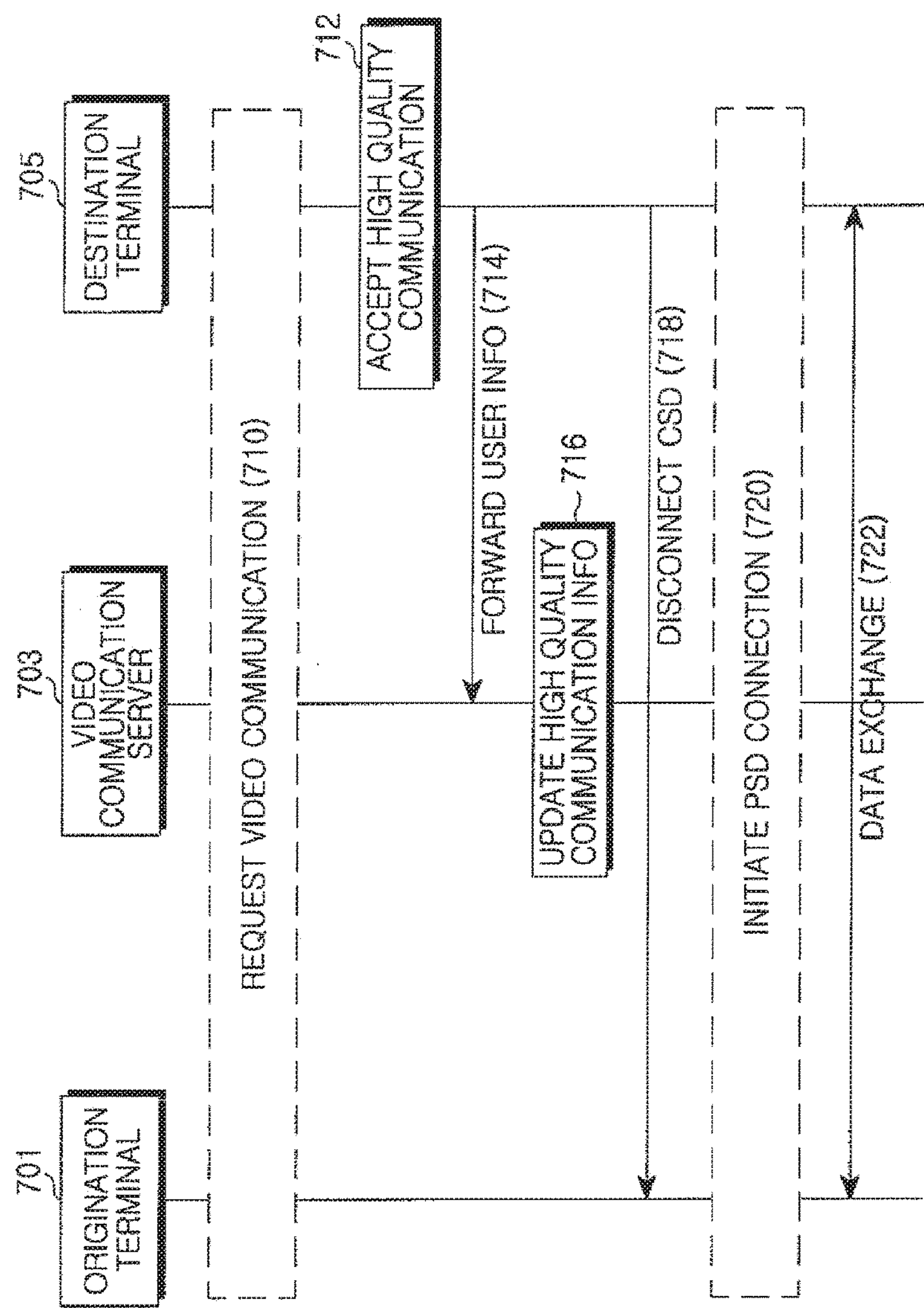


FIG. 7

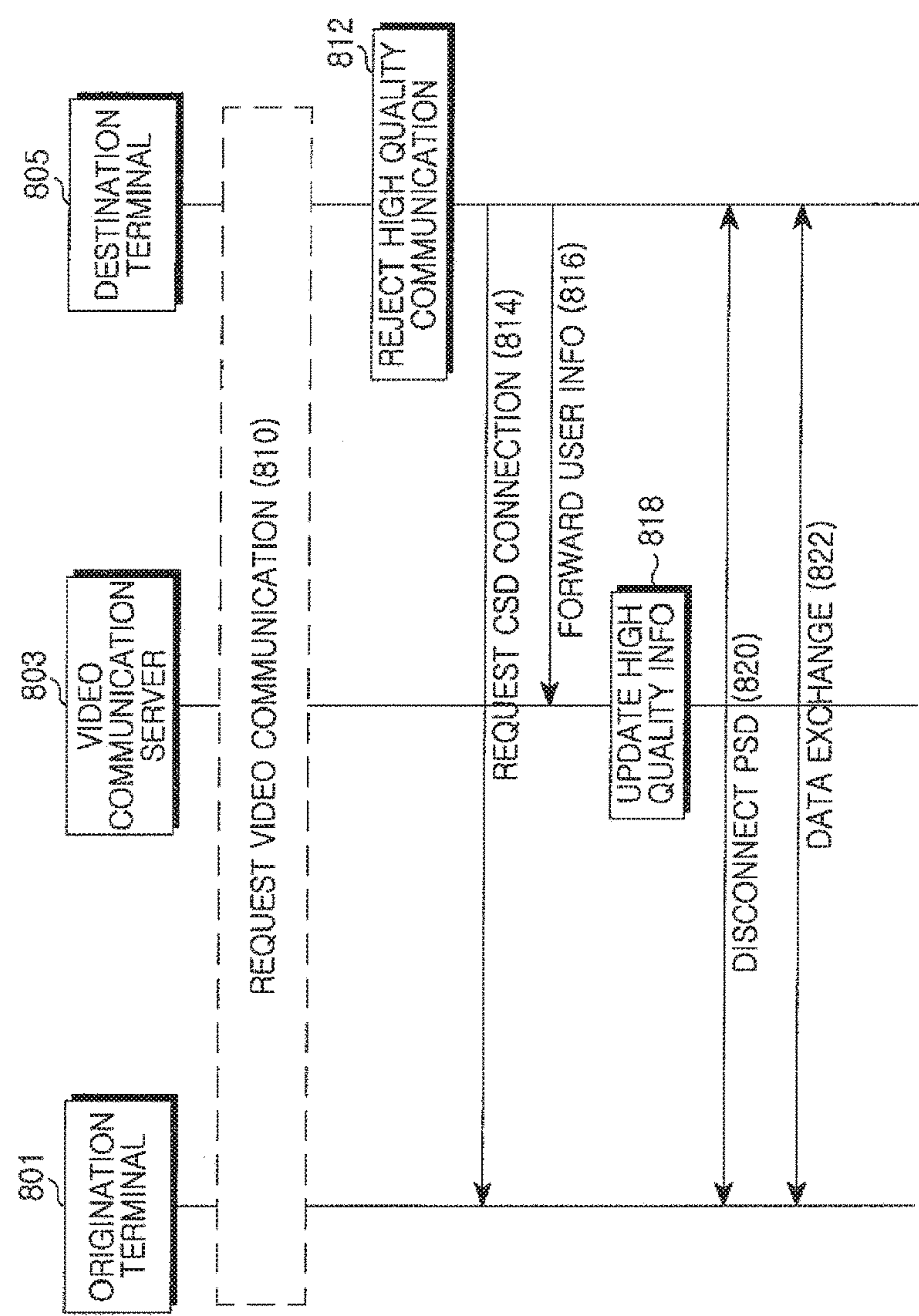


FIG.8



# APPARATUS AND METHOD FOR SELECTING A QOS IN A PORTABLE COMMUNICATION SYSTEM

**Matter enclosed in heavy brackets [ ] appears in the original patent but forms no part of this reissue specification; matter printed in italics indicates the additions made by reissue; a claim printed with strikethrough indicates that the claim was canceled, disclaimed, or held invalid by a prior post-patent action or proceeding.**

This application claims the benefit under 35 U.S.C. §119 (a) of a Korean Patent Application filed in the Korean Intellectual Property Office on Jul. 18, 2007 and assigned Serial No. 2007-71535, the entire disclosure of which is hereby incorporated by reference.

## BACKGROUND OF THE INVENTION

### 1. Field of the Invention

The present invention relates to an apparatus and method for selecting a Quality of Service (QoS) in a portable communication system. More particularly, the present invention relates to an apparatus and method for a user of a portable terminal to directly select a Quality of Service (QoS) and use a video telephone service.

### 2. Description of the Related Art

In recent years, wireless communications technologies have evolved to provide supplementary functions, such as data communication functions, in addition to conventional voice communication functions. Exemplary data communication functions include General Packet Radio Service (GPRS), Code Division Multiple Access (CDMA) Evolution-Data Optimized (EV-DO), CDMA Evolution-Data and Voice (EV-DV), Wideband Code Division Multiple Access (WCDMA) and High-Speed Downlink Packet Access (HSDPA). As a result of the development of data communication functions, a video telephone service is better able to be provided.

The video telephone service requires a caller identifying and signaling means. An exemplary signaling means is a Session Initiation Protocol (SIP).

SIP is an application-layer signaling protocol that specifies a procedure for identifying and locating portable terminals on the Internet and for creating or deleting and modifying multimedia communication sessions between the portable terminals. SIP is based on a request/response control paradigm for creating, modifying, and terminating multimedia service sessions such as Internet conferencing, voice communication, voice mail, event notification and instant messaging. SIP can be used for at least one of Transmission Control Protocol (TCP) and User Datagram Protocol (UDP).

FIG. 1 is a diagram illustrating a conventional portable communication system providing a video communication service.

In FIG. 1, the portable communication system can include an origination portable terminal 100, a video communication server 110, and a destination portable terminal 102. Herein, the portable communication system may further be operable with another H.324M compatible device 114 via a gateway 112.

The portable terminals 100 and 102 supporting the video communication service communicate with each other in

compliance with an H.324M protocol using a Circuit Service Data (CSD) channel when performing the video communication service.

The H.324M protocol is a protocol utilized for video communication that is suitable for use with a low bandwidth communications path. That is, the H.324M protocol is used to transmit image data using only a bandwidth of 42 Kbps to 48 Kbps from a total bandwidth of 64 Kbps and uses the remaining bandwidth for a data channel for a voice signal.

In the event that the portable terminals 100 and/or 102 are able to communicate with another H.324M compatible device 114, the portable terminals 100 and/or 102 will not be able to use the video communication service until a communications path is established via the video communication server 110 and gateway 112.

Therefore, there is a drawback that upon initiation of a video communication service over the CSD channel in the portable communication system, a video communication service cannot be provided with a high quality of service because of limited bandwidth.

Also, there is a drawback in that use of the video communication service is limited because the video communication service over the CSD channel can only be provided between users registered to a specific communication service provider.

Thus, there is needed an apparatus and method for providing a high quality video communication service in a portable communication system.

## SUMMARY OF THE INVENTION

An aspect of the present invention is to address at least the above-mentioned problems and/or disadvantages and to provide at least the advantages described below. Accordingly, an aspect of the present invention is to provide an apparatus and method configured to support a video communication service enabling QoS selection in a portable communication system.

Another aspect of the present invention is to provide an apparatus and method for enabling QoS selection in a portable terminal and providing a high quality video communication service.

A further aspect of the present invention is to provide an apparatus and method for storing information on a QoS selected by a portable terminal in a video communication server.

The above aspects are achieved by providing an apparatus and method for selecting a QoS in a portable communication system.

According to one aspect of the present invention, a method for providing a video communication service having a selectable Quality of Service (QoS) in a portable terminal is provided. The method includes, when using a high quality video communication service, sending a request for the high quality video communication service to a destination terminal using a Circuit Service Data (CSD) channel, receiving a reply message to the high quality video communication service request and, when the reply message is an acceptance of an execution of the high quality video communication service, disconnecting the CSD channel and then connecting a Packet Service Data (PSD) channel, and providing the high quality video communication service using the PSD channel.

According to another aspect of the present invention, a portable terminal for providing a video communication service having a selectable Quality of Service (QoS) is provided. The terminal includes a memory and a controller.



## 3

The memory stores user information of a terminal sending a request for a high quality video communication service and information on a notification of an execution or non-execution of a video communication of the terminals. The controller sends a request for the high quality video communication service to a destination terminal using a Circuit Service Data (CSD) channel when using a high quality video communication service and then, when receiving a message of a notification of an execution of a high quality video communication service as a reply message to the request, disconnects the CSD channel and then connects a Packet Service Data (PSD) channel to allow the use of the high quality video communication service.

According to a further aspect of the present invention, a video communication server for providing a video communication service having a selectable Quality of Service (QoS) is provided. The server includes a memory and a server controller. The memory stores user information of a portable terminal sending a request for a high quality video communication service and information on a notification of an execution or non-execution of a video communication of the terminals. The server controller stores and updates user information of the portable terminal and information for notifying an execution or non-execution of a high quality video communication of the terminals in the memory when receiving information for requesting a high quality video communication service from the portable terminal, and transmits user information of a destination terminal to each terminal when the terminals perform a high quality video communication.

Other aspects, advantages, and salient features of the invention will become apparent to those skilled in the art from the following detailed description, which, taken in conjunction with the annexed drawings, discloses exemplary embodiments of the invention.

## BRIEF DESCRIPTION OF THE DRAWINGS

The above and other aspects, features and advantages of certain exemplary embodiments of the present invention will become more apparent from the following detailed description taken in conjunction with the accompanying drawings, in which:

FIG. 1 is a diagram illustrating a conventional portable communication system providing a video communication service;

FIG. 2 is a block diagram illustrating a construction of a portable communication system providing a selective QoS according to an exemplary embodiment of the present invention;

FIG. 3 is a flow diagram illustrating a process of providing a selective QoS in a video communication server according to an exemplary embodiment of the present invention;

FIG. 4 is a diagram illustrating a construction of high quality communication information record according to an exemplary embodiment of the present invention;

FIG. 5 is a flow diagram illustrating a process of providing a selective QoS in an origination portable terminal according to an exemplary embodiment of the present invention;

FIG. 6 is a flow diagram illustrating a process of providing a selective QoS in a destination portable terminal according to an exemplary embodiment of the present invention;

FIG. 7 is a ladder diagram illustrating a process of providing a high quality video communication service with

## 4

the provision of a selective QoS in a portable communication system according to an exemplary embodiment of the present invention; and

FIG. 8 is a ladder diagram illustrating a process of providing a general quality video communication service with the provision of a selective QoS in a portable communication system according to an exemplary embodiment of the present invention.

Throughout the drawings, it should be noted that like reference numbers are used to depict the same or similar elements, features and structures.

## DETAILED DESCRIPTION OF EXEMPLARY EMBODIMENTS

The following description with reference to the accompanying drawings is provided to assist in a comprehensive understanding of exemplary embodiments of the invention as defined by the claims and their equivalents. It includes various specific details to assist in that understanding but these are to be regarded as merely exemplary. Accordingly, those of ordinary skill in the art will recognize that various changes and modifications of the embodiments described herein can be made without departing from the scope and spirit of the invention. Also, descriptions of well-known functions and constructions are omitted for clarity and conciseness.

An apparatus and method for providing a selective Quality of Service (QoS) for a video communication service is described below.

FIG. 2 is a block diagram illustrating a construction of a portable communication system providing a selective QoS according to an exemplary embodiment of the present invention.

Referring to FIG. 2, the portable communication system can include a portable terminal 200 and a video communication server 220.

The portable terminal 200 can include a controller 202 (e.g. a processor), a memory 204, an input unit 206, a display unit 208 and a communication unit 210. The controller 202 controls a general operation of the portable terminal 200. For example, the controller 202 performs a process for controlling voice and data communications. In addition to a general control function, upon execution of a high quality video communication function, the controller 202 transmits user information to the video communication server 220, updates a high quality communication information record, disconnects a CSD channel, and performs data exchange over the packet service data channel according to exemplary embodiments of the present invention. *The user information includes at least one of a phone number, an Internet Protocol (IP) address, and information on an execution or non-execution of a QoS communication.*

Upon non-execution of the high quality video communication function, the controller 202 transmits user information to the video communication server 220, updates the high quality communication information record and performs data exchange over the CSD channel.

The memory 204 includes a Read Only Memory (ROM), a Random Access Memory (RAM) and a flash ROM. The ROM stores a microcode of a program for processing and controlling the controller 202 and a variety of reference data.

The RAM, a working memory of the controller 202, stores temporary data generated during execution of a variety of programs. The flash ROM stores various updateable data for safekeeping such as a phone book, an outgoing message and an incoming message.



## 5

The input unit **206** includes numeral key buttons '0' to '9', a menu button, a cancel button (delete), an OK button, a talk button, an end button, an Internet button, navigation key (or direction key) buttons and a plurality of function keys such as a character input key. The input unit **206** provides key data (e.g., a high quality video communication request) on a key pressed by a user to the controller **202**.

The display unit **208** displays status information generated during the execution of the portable terminal **200**, a limited number of characters and a large amount of moving and still images. The display unit **110** can be a color or monochrome Liquid Crystal Display (LCD), Organic Light-Emitting Diode (OLED) or any other type of device capable of displaying characters, images or indicators.

The communication unit **210** receives and transmits a wireless data signal through an antenna (not shown). For example, in a transmission mode, the communication unit **214** processes data by channel coding and spreading, converting the processed data into a Radio Frequency (RF) signal, and transmitting the RF signal. In a reception mode, the communication unit **210** converts a received RF signal into a baseband signal, processes the baseband signal by de-spreading and channel decoding, and restores the processed signal into data.

The video communication server **220** can include a server controller **222** (e.g. a processor), a memory **224**, and a communication unit **226**.

The server controller **222** controls the general operation of the video communication server **200**. For example, upon execution of a video communication service, the server controller **222** updates the high quality communication information record using user information received from a user of the portable terminal **200** and then stores the updated communication information record in the memory **224**.

The communication unit **226** communicates with the portable terminal **200** and receives user information from the portable terminal **200**.

The memory **224** of the video communication server **200** stores the high quality communication information record updated by the server controller **222**.

The apparatus for providing a selective QoS for video communication has been described above. A method for providing a selective QoS for video communication using the apparatus according to an exemplary embodiment of the present invention is described below.

FIG. **3** is a flow diagram illustrating a process of providing a selective QoS in the video communication server according to an exemplary embodiment of the present invention. In the description below, FIG. **4** is a diagram illustrating a construction of the high quality communication information record.

Referring to FIG. **3**, the video communication server **220** checks whether it receives a request for updating the high quality communication information record from a portable terminal **200** in step **301**.

The high quality communication information record update request refers to an event for modifying the high quality communication information record in response to a request for high quality video communication with a destination portable terminal that is sent from an origination portable terminal to the destination portable terminal.

The video communication server **220** receives user information from the origination portable terminal in step **303** when receiving the high quality communication information record update request. After that, the video communication server **220** updates the high quality communication infor-

## 6

mation record stored in the memory **224** of the video communication server **220** using the received user information in step **305**.

In particular, the video communication server **220** receives the origination information and updates the high quality communication information record when receiving a request for high quality communication from the origination portable terminal. The video communication server **220** receives destination information and updates the high quality communication information record if a response to the high quality communication request is received from the destination portable terminal.

In other words, as shown in FIG. **4**, the video communication server **220** stores the origination information in an origination information field **401** of the high quality communication information record when the origination information is received from the origination portable terminal and stores the destination information in a destination information field **403** when the destination information is received from the destination portable terminal.

The video communication server **220** can set communication state information in a communication state field **405** of the high quality communication information record as "End" if information is received regarding a rejection of the high quality communication request from the destination portable terminal. The video communication server **220** can set the communication state information on the communication state field **405** as "Req" if information is received regarding the acceptance of the high quality communication request.

The video communication server **220** provides the high quality communication information form the high quality communication information record to the destination portable terminal in step **307** if it does not receive the high quality communication information record update request in step **301**. In other words, the video communication server **220** provides the high quality communication information from the high quality communication information record to the destination portable terminal in step **307** if a high quality communication information identification request is received from the destination portable terminal for identifying a communication state of the origination portable terminal.

After that, the video communication server **220** terminates the process.

FIG. **5** is a flow diagram illustrating a process of providing a selective QoS in an origination portable terminal according to an exemplary embodiment of the present invention.

Referring to FIG. **5**, a controller **202** of the origination portable terminal checks whether an event for using a high quality video communication service occurs in step **501**.

If the event does not occur, the controller **202** performs a corresponding function (e.g., maintaining an existing video communication service) in step **513**.

If the event occurs, the controller **202** sends a request for video communication to a destination portable terminal over a CSD channel in step **503**. That is, at the time the event occurs, the controller **202** can communicate with the destination portable terminal over the CSD channel, thereby sending the video communication request.

After that, the controller **202** sets the high quality communication information record of the video communication server **220** in step **505**.

In particular, the controller **202** transmits origination information to the video communication server **220** over a



Packet Service Data (PSD) channel and sets the origination information field **401** of the high quality communication information record.

After that, the controller **202** checks whether it receives information on an acceptance of the high quality communication request from the destination portable terminal in step **507**.

Upon receiving the information on the acceptance of the high quality communication request from the destination portable terminal, the controller **202** disconnects the connected CSD channel of step **503** in step **509** and performs a communication connection over the PSD channel in step **511**, thereby using a high quality video communication service.

If information is received regarding a rejection of the high quality communication request, the controller **202** performs a communication connection over the CSD channel in step **515**.

After that, the controller **202** terminates the process.

FIG. **6** is a flow diagram illustrating a process of providing a selective QoS in a destination portable terminal according to an exemplary embodiment of the present invention.

Referring to FIG. **6**, a controller **202** of the destination portable terminal checks whether an event for using a high quality video communication service occurs in step **601**.

If the event does not occur, the controller **202** performs a corresponding function in step **611**.

If the event occurs, the controller **202** identifies the high quality communication information of an origination portable terminal preset at the video communication server **220** in step **603**. After that, the controller **202** checks whether the origination portable terminal sends a request for high quality video communication in step **605**.

The controller **202** can identify whether the origination portable terminal sends the high quality video communication request, using the communication state information **405** of the high quality communication information record previously stored in the video communication server **220**.

If it is identified that the origination portable terminal sent the high quality video communication request, the controller **202** disconnects a connected CSD channel in step **607** and performs a communication connection over a PSD channel in step **609**, thereby using a high quality video communication service.

The controller **202** performs a communication connection over the CSD channel in step **613** if it is identified that the origination portable terminal does not send the high quality video communication request.

After that, the controller **202** terminates the process.

FIG. **7** is a ladder diagram illustrating a process of providing a high quality video communication service with the provision of a selective QoS in a portable communication system according to an exemplary embodiment of the present invention.

Referring to FIG. **7**, the portable communication system can include an origination portable terminal **701**, a video communication server **703**, and a destination portable terminal **705**.

The origination portable terminal **701** communicates with the destination portable terminal **705** over a CSD channel, thereby sending a video communication request to the destination portable terminal **705** (step **710**).

After that, the origination portable terminal **701** connects to the video communication server **703** and stores origina-

tion information of the origination portable terminal **701**, thereby setting the high quality video communication information record.

The destination portable terminal **705** solicits from its user a selection of the execution of the high quality video communication when receiving a communication for the video communication request from the origination portable terminal **701**. Destination portable terminal **705** may solicit from its user the selection of the execution of the high quality video communication in a number of different ways. For example, destination portable terminal **705** may provide a tactile, audible, or visual indication that the user is to make a selection. Alternatively, the destination portable terminal **705** may include and be able to make a selection without the user based on a pre-stored selection, when receiving a call for the video communication request from the origination portable terminal **701**. The pre-stored selection may vary based on criteria received with the call, information stored in the destination portable terminal **705**, or other criteria, such as time and location. The pre-stored selection may be stored locally or remote from the destination portable terminal **705**.

When detecting an acceptance of the high quality video communication request from the destination portable terminal **705** (step **712**), the destination portable terminal **705** transmits user information, that is, information on the user of the destination portable terminal **705**, to the video communication server **703** (step **714**).

Upon receiving the user information, the video communication server **703** stores the user information in a destination information field of the high quality communication information record, thereby updating the high quality communication information record (step **716**).

Next, the destination portable terminal **705** forwards a request for disconnecting the CID channel to the origination portable terminal **701** (step **718**). Upon receiving the request, the origination portable terminal **701** initiates a service connection with the destination portable terminal **705** over a PSD channel (step **720**).

The origination portable terminal **701** then initiates data exchange with the destination portable terminal using an SIP (step **722**).

FIG. **8** is a ladder diagram illustrating a process of providing a general quality video communication service with the provision of a selective QoS in a portable communication system according to an exemplary embodiment of the present invention.

Referring to FIG. **8**, the portable communication system can include an origination portable terminal **801**, a video communication server **803**, and a destination portable terminal **805**.

The origination portable terminal **801** calls the destination portable terminal **805** over a CSD channel, thereby sending a video communication request to the destination portable terminal **805** (step **810**).

After that, the origination portable terminal **801** communicates with the video communication server **803** and stores origination information of the origination portable terminal **801**, thereby setting the high quality video communication information record. *The origination information includes at least one of a phone number, an IP address, and information on an execution or non-execution of a QoS communication.*

The destination portable terminal **805** solicits from its user a selection for the execution of the high quality video communication when receiving a call for the video communication request from the origination portable terminal **801**. Destination portable terminal **805** may solicit from its user



the selection of the execution of the high quality video communication in a number of different ways. For example, destination portable terminal **805** may provide a tactile, audible, or visual indication that the user is to make a selection. Alternatively, the destination portable terminal **805** may include and be able to make a selection without the user based on a pre-stored selection, when receiving a call for the video communication request from the origination portable terminal **801**. The pre-stored selection may vary based on criteria received with the call, information stored in the destination portable terminal **805**, or other criteria, such as time and location. The pre-stored selection may be stored locally or remote from the destination portable terminal **805**.

When detecting an rejection of the high quality video communication request from the destination portable terminal **805** (step **812**), the destination portable terminal **805** sends a request for connecting a CSD channel to the origination portable terminal **801** (step **814**). After that, the destination portable terminal **805** transmits user information, that is, information on the user of the destination portable terminal **805** to the video communication server **803** (step **816**).

Upon receiving the user information, the video communication server **803** stores the user information in a destination information field of the high quality communication information record and sets a communication state field of the high quality communication information record as "End", thereby updating the high quality communication information record (step **818**).

Upon receiving the CSD connection request, the origination portable terminal **801** disconnects a PSD channel connected with the destination portable terminal **805** (step **820**) and then performs data exchange over the CSD channel (step **822**).

In other words, the origination portable terminal **701** initiates a data exchange over the CSD channel using the H.324M protocol.

As described above, a selective QoS in a portable communication system according to exemplary embodiments of the present invention can be a solution to a lack of QoS caused by limited bandwidth in an existing portable communication system and provides a high quality video communication service, thereby providing an alternative to poor quality video communication services.

Alternate embodiments of the present invention can also comprise computer readable codes on a computer readable medium. The computer readable medium includes any data storage device that can store data that can be read by a computer system. Examples of a computer readable medium include magnetic storage media (such as ROM, floppy disks, and hard disks, among others), optical recording media (such as CD-ROMs or DVDs), and storage mechanisms such as carrier waves (such as transmission through the Internet). The computer readable medium can also be distributed over network coupled computer systems so that the computer readable code is stored and executed in a distributed fashion. Also, functional programs, codes, and code segments for accomplishing the present invention can be construed by programmers of ordinary skill in the art to which the present invention pertains.

While the invention has been shown and described with reference to certain preferred embodiments thereof, it will be understood by those skilled in the art that various changes in form and details may be made therein without departing from the spirit and scope of the invention as defined by the appended claims and their equivalents.

What is claimed is:

**[1.** A method for providing a video communication service having a selectable Quality of Service (QoS) in a portable terminal, the method comprising:

sending a request for the high quality video communication service to a destination terminal using a Circuit Service Data (CSD) channel;

receiving a reply message to the high quality video communication service request and, when the reply message is an acceptance of an execution of the high quality video communication service, providing the high quality video communication service using Packet Service Data (PSD) channel; and

when the reply message is a rejection of an execution of the high quality video communication service, performing a video communication using the CSD channel,

wherein sending the high quality video communication service request to the destination terminal further comprises:

transmitting information of a terminal sending a high quality video communication service request, to a video communication server; and

transmitting, by the video communication server, a high quality video communication service request message to the destination terminal, and

wherein the information of the terminal sending the high quality video communication service request comprises at least one of a phone number, an Internet Protocol (IP), and information on an execution or non-execution of a QoS communication.]

**[2.** The method of claim **1**, wherein, upon receiving the high quality video communication service request message from the video communication server, the destination terminal outputs the request message and then identifies if the high quality video communication service is executed by a user.]

**[3.** The method of claim **2**, wherein, upon receiving the high quality video communication service request message from the video communication server, the destination terminal transmits information of the destination terminal to the video communication server when identifying that a notification of an execution of the high quality video communication service is input from the user.]

**[4.** A portable terminal for providing a video communication service having a selectable Quality of Service (QoS), the terminal comprising:

a memory for storing user information of a terminal sending a request for a high quality video communication service and information on a notification of an execution or non-execution of a video communication of the terminals; and

a controller for sending a request for the high quality video communication service to a destination terminal using a Circuit Service Data (CSD) channel and then, when receiving a message of a notification of an execution of a high quality video communication service as a reply message to the request, providing the high quality video communication service using a Packet Service Data (PSD), and for, when receiving a notification of a rejection of a high quality video communication service as a reply message to the request, performing a video communication using the CSD channel,

wherein the controller transmits information of the terminal sending the request for the high quality video communication service, to a video communication



## 11

server, and requests the destination terminal to provide the high quality video communication service, and wherein the information of the terminal sending the high quality video communication service request comprises at least one of a phone number, an Internet Protocol (IP), and information on an execution or non-execution of a QoS communication.]

[5. The terminal of claim 4, wherein, upon receiving the high quality video communication service request message from the video communication server, the destination terminal outputs the request message and then identifies if the high quality video communication service is executed by a user.]

[6. The terminal of claim 5, wherein, upon receiving the high quality video communication service request message from the video communication server, the destination terminal transmits information of the destination terminal to the video communication server when identifying that a notification of an execution of the high quality video communication service is input from the user.]

[7. A video communication server for providing a video communication service having a selectable Quality of Service (QoS), the server comprising:

a memory for storing user information of a portable terminal sending a request for a high quality video communication service via a Circuit Service Data (CSD) channel and information on a notification of an execution or non-execution of a video communication of the terminals; and

a server controller for, when receiving information for requesting a high quality video communication service from the portable terminal, storing and updating user information of the portable terminal and information for notifying an execution or non-execution of a high quality video communication of the terminals in the memory, and transmitting user information of a destination terminal to each terminal when the terminals perform a high quality video communication via a Packet Service Data (PSD) channel,

wherein the information of the portable terminal sending the high quality video communication service request comprises at least one of a phone number, an Internet Protocol (IP), and information on an execution or non-execution of a QoS communication.]

[8. A method for providing a video communication service having a selectable Quality of Service (QoS) in a portable communication system, the method comprising:

disconnecting a connected Circuit Service Data (CSD) channel and establishing a communication connection over a Packet Service Data (PSD) channel, when receiving a high quality communication request from a destination terminal; and

receiving user information and information on an execution or non-execution of video communication of at least one of the origination and destination terminal from at least one of the origination and destination terminal and updating a high quality communication information record to reflect the received user information and information on execution or non-execution of video communication, when receiving a high quality communication information request from the at least one of the origination and destination terminal;

transmitting a high quality video communication service request message to the destination terminal, and

wherein the information of the terminal sending the high quality video communication service request comprises at least one of a phone number, an Internet Protocol (IP), and information on an execution or non-execution of a QoS communication.]

[9. A non-transitory computer-readable recording medium having recorded thereon a program providing a video com-

## 12

munication service having a selectable Quality of Service (QoS) in a portable communication system, comprising:

a first segment, for disconnecting a connected Circuit Service Data (CSD) channel and establishing a communication connection over a Packet Service Data (PSD) channel, when receiving a high quality communication request from a destination terminal; and

a second segment, for receiving user information and information on an execution or non-execution of video communication of at least one of the origination and destination terminal from at least one of the origination and destination terminal and updating a high quality communication information record to reflect the user information and the information on execution or non-execution of video communication, when receiving a high quality communication information request from the at least one of the origination and destination terminal; and

a third segment for transmitting a high quality video communication service request message to the destination terminal,

wherein the information of the terminal sending the high quality video communication service request comprises at least one of a phone number, an Internet Protocol (IP), and information on an execution or non-execution of a QoS communication.]

10. A method in a portable terminal, the method comprising:

transmitting, via a first channel, a request for a video communication service using a second channel to a destination terminal;

transmitting information of the portable terminal to a communication server via the second channel, the information of the portable terminal being transmitted to the destination terminal before establishing the second channel between the portable terminal and the destination terminal;

receiving a reply message to the request from the destination terminal;

when the reply message indicates an acceptance of an execution of the video communication service, providing the video communication service using the second channel; and

when the reply message indicates a rejection of the execution of the video communication service, providing the video communication service using the first channel,

wherein the information of the portable terminal comprises at least one of a phone number, an Internet Protocol (IP) address, or information on an execution or non-execution of a Quality of Service (QoS) communication, and

wherein the second channel comprises a channel for a high speed video communication service faster than the video communication service using the first channel.

11. A portable terminal comprising:

a communication circuitry; and

a processor configured to:

control the communication circuitry to transmit, via a first channel, a request for a video communication service using a second channel to a destination terminal;

control the communication circuitry to transmit information of the portable terminal to a communication server via the second channel, the information of the portable terminal being transmitted to the destination terminal before establishing the second channel between the portable terminal and the destination terminal;

receive, via the communication circuitry, a reply message to the request from the destination terminal,



13

when the reply message indicates an acceptance of an execution of the video communication service, control the communication circuitry to provide the video communication service using the second channel, and

when the reply message indicates a rejection of the execution of the video communication service, control the communication circuitry to provide the video communication service using the first channel,

wherein the information of the portable terminal comprises at least one of a phone number, an Internet Protocol (IP) address, or information on an execution or non-execution of a Quality of Service (QoS) communication, and

wherein the second channel comprises a channel for a high speed video communication service faster than the video communication service using the first channel.

12. A portable terminal comprising:

a communication circuitry; and

a processor configured to:

when a request for a video communication service using a first channel is received via a second channel from an originating terminal, identify, via the communication circuitry, information of the originating terminal from a communication server, the informa-

14

tion of the originating terminal being received by the portable terminal before establishing the second channel between the portable terminal and the originating terminal,

control the communication circuitry to transmit a reply message for the request to the originating terminal based on the information of the originating terminal, when the reply message indicates an acceptance of an execution of the video communication service, control the communication circuitry to provide the video communication service using the first channel, and when the reply message indicates a rejection of the execution of the video communication service, control the communication circuitry to provide the video communication service using the second channel,

wherein the information of the originating terminal comprises at least one of a phone number, an Internet Protocol (IP) address, or information on an execution or non-execution of a Quality of Service (QoS) communication, and

wherein the second channel comprises a channel for a high speed video communication service faster than the video communication service using the first channel.

\* \* \* \* \*