



US00RE46916E

(19) **United States**  
(12) **Reissued Patent**  
**Hickie**

(10) **Patent Number: US RE46,916 E**  
(45) **Date of Reissued Patent: Jun. 26, 2018**

(54) **SYSTEM AND METHOD FOR SECURE MANAGEMENT OF MOBILE USER ACCESS TO ENTERPRISE NETWORK RESOURCES**

OTHER PUBLICATIONS

(71) Applicant: **XE2 LTD.**, Washington, DC (US)  
(72) Inventor: **Thomas William Hickie**, Ottawa (CA)  
(21) Appl. No.: **14/823,829**  
(22) Filed: **Aug. 11, 2015**

Morris Sloman, Emil Lupu; Security and Management Policy Specification; Department of Computing, Imperial College, 180 Queen's Gate, London SW7 2AZ; pp. 1-21.

(Continued)

*Primary Examiner* — Michelle Tarae  
(74) *Attorney, Agent, or Firm* — Thomas J. McWilliams; Barnes & Thornburg LLP

**Related U.S. Patent Documents**

Reissue of:  
(64) Patent No.: **8,275,356**  
Issued: **Sep. 25, 2012**  
Appl. No.: **12/488,959**  
Filed: **Jun. 22, 2009**

U.S. Applications:  
(63) Continuation-in-part of application No. PCT/CA2008/001704, filed on Sep. 30, 2008.

(51) **Int. Cl.**  
*H04M 1/66* (2006.01)  
*G06F 21/60* (2013.01)  
(52) **U.S. Cl.**  
CPC ..... *G06F 21/604* (2013.01)  
(58) **Field of Classification Search**  
CPC ..... G06F 21/604  
USPC ..... 455/410  
See application file for complete search history.

(57) **ABSTRACT**

A system and method are provided for managing mobile user access to enterprise network resources from a wireless mobile device, such as a smart phone or mobile computer, with improved security and access control. Access rules determining accessible resources and associated permitted operations are determined based on membership of an authenticated user to each of one or more groups, each group being associated with a set of permitted accessible resources and operations. For each user, based on membership of a group, or a Boolean evaluation of memberships of two or more groups, a list of accessible resources and permitted operations is generated, and the list is made available for subsequent processes, e.g. presentation to the user on an interface of the mobile device. Access rules may also be defined dependent on other information received from the system, or from the mobile device, such as time or location. Requests for an operation such as read access or write access to a network resource, such as a file, lists, shared calendars et al., may thus be readily controlled by an IT manager for multiple users of an enterprise network. Since the application resides in an application layer between the mobile device and existing security infrastructure, mobile access may be set without overriding internal access policies.

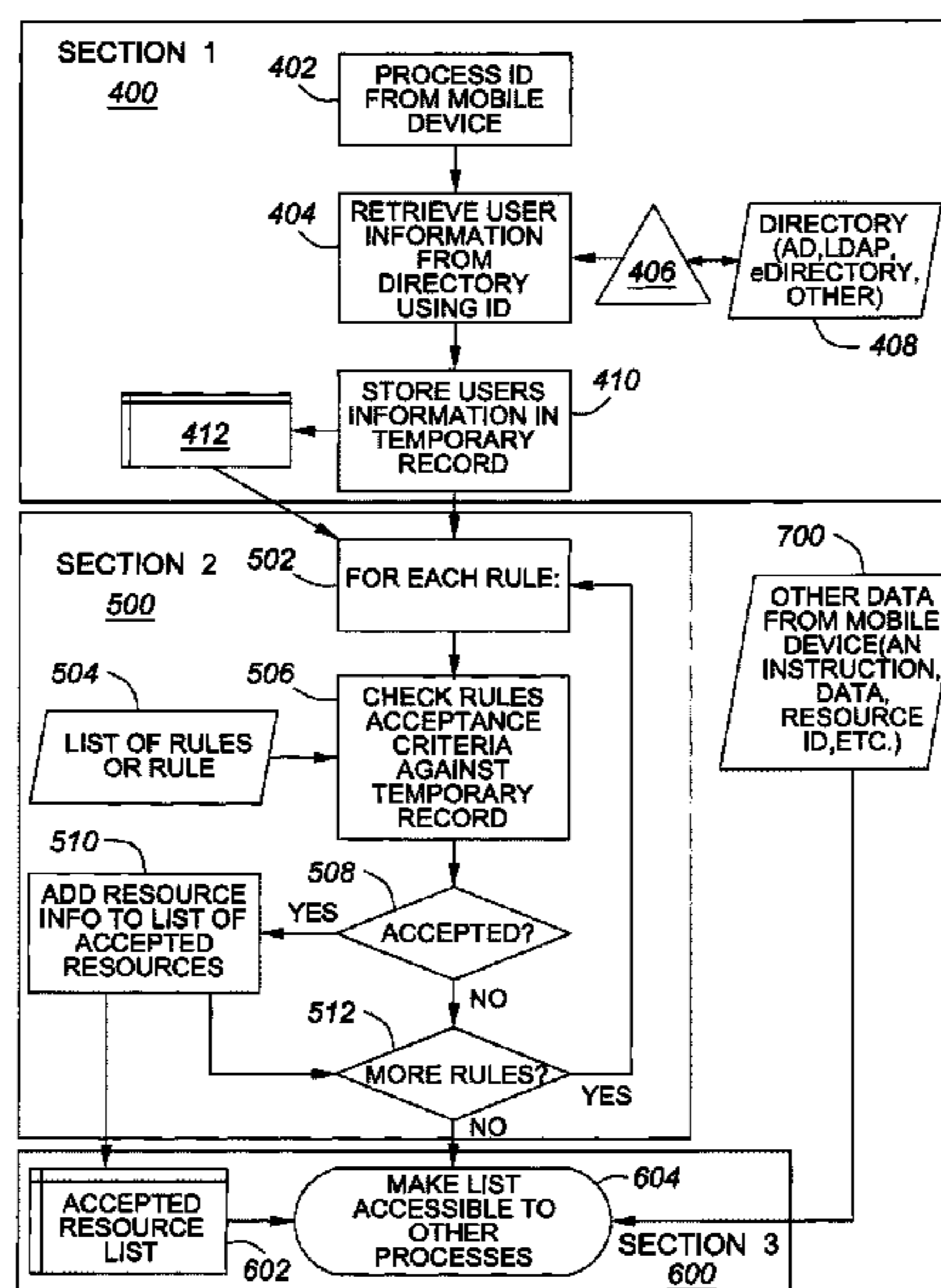
(56) **References Cited**

U.S. PATENT DOCUMENTS

5,287,472 A \* 2/1994 Horst ..... 365/189.08  
5,604,490 A \* 2/1997 Blakley et al. .... 726/5  
6,610,105 B1 \* 8/2003 Martin, Jr. .... G06F 17/30905  
707/E17.121

(Continued)

**28 Claims, 8 Drawing Sheets**



(56)

**References Cited**

## U.S. PATENT DOCUMENTS

6,873,840	B1 *	3/2005	von Alten	455/410
6,990,527	B2 *	1/2006	Spicer et al.	709/229
7,096,491	B2 *	8/2006	Cheng	G06F 21/54 705/52
7,461,158	B2 *	12/2008	Rider et al.	709/229
7,765,298	B2 *	7/2010	Villavicencio	709/225
7,913,311	B2 *	3/2011	Alain	G06F 21/6209 705/51
7,945,946	B2	5/2011	Rowley	
8,369,832	B2	2/2013	Thalapaneni et al.	
8,615,531	B2	12/2013	Arthursson	
8,635,661	B2	1/2014	Shahbazi	
2006/0293034	A1	12/2006	Armstrong	
2007/0136798	A1 *	6/2007	Fitzgerald et al.	726/7
2008/0025243	A1	1/2008	Corneille et al.	
2008/0172366	A1 *	7/2008	Hannel et al.	707/3
2008/0176540	A1 *	7/2008	Khedouri et al.	455/414.1
2008/0209505	A1	8/2008	Ghai et al.	
2009/0049200	A1 *	2/2009	Lin et al.	709/246
2009/0077327	A1 *	3/2009	Hara	711/154
2009/0239512	A1 *	9/2009	Hammad et al.	455/414.1
2009/0298470	A1 *	12/2009	Huber et al.	455/411
2009/0328180	A1 *	12/2009	Coles et al.	726/9
2010/0049968	A1 *	2/2010	Dimitrakos et al.	713/153

## OTHER PUBLICATIONS

Cisco ISE and the Cisco Trustsec, Solution; Cisco Identity Services Engine (ISE) Data Sheet.

Timo Alanko; Distributed Systems, Spring 2006, DS 2006; Ch1.  
 Johan De Vriendt, Philippe Laine, Christophe Lerouge, and Xiaofeng Xu, Alcatel, Mobile Network Evolution: A Revolution on the Move; Broadband Access Series, IEEE Communications Magazine; Apr. 2002.

\* cited by examiner

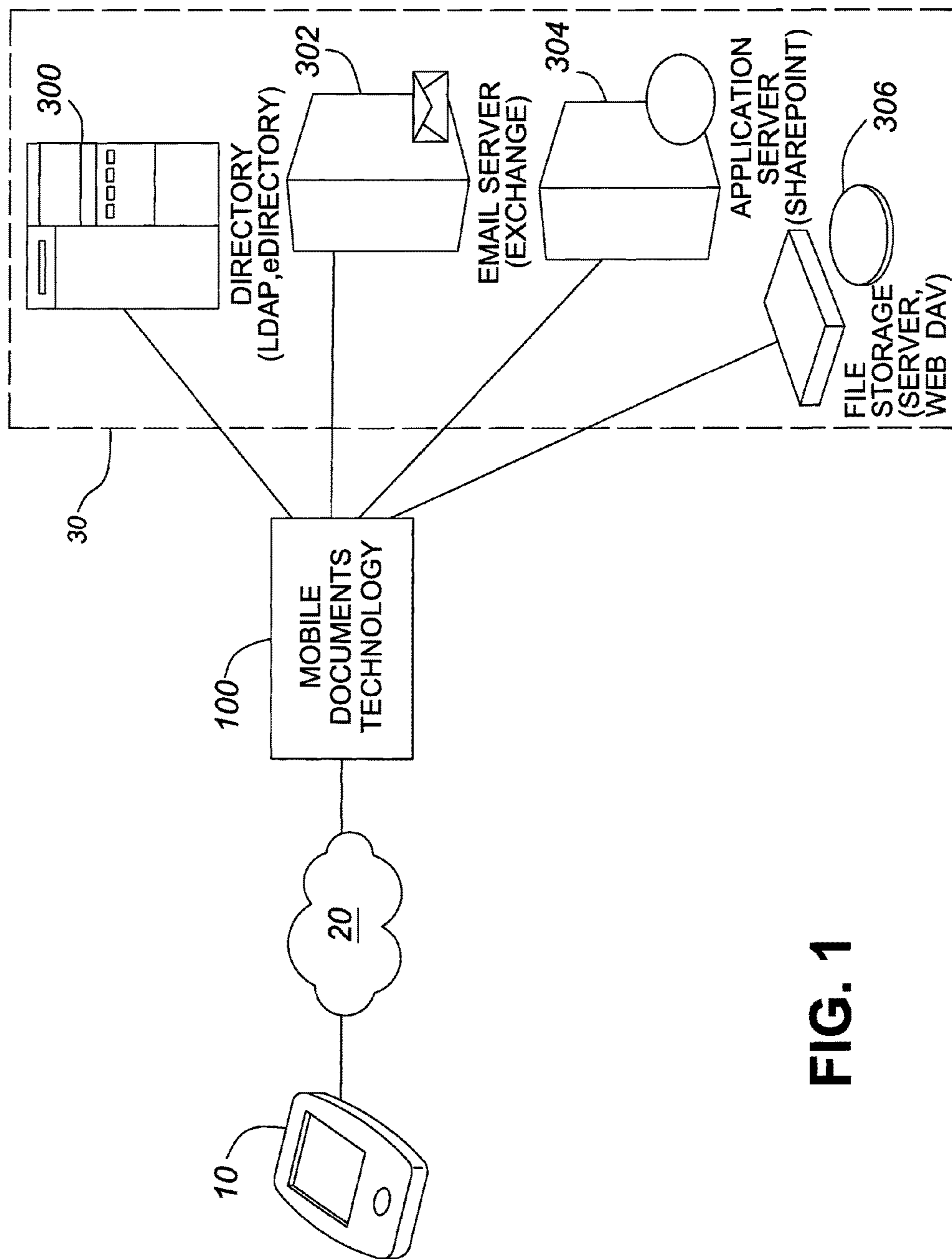
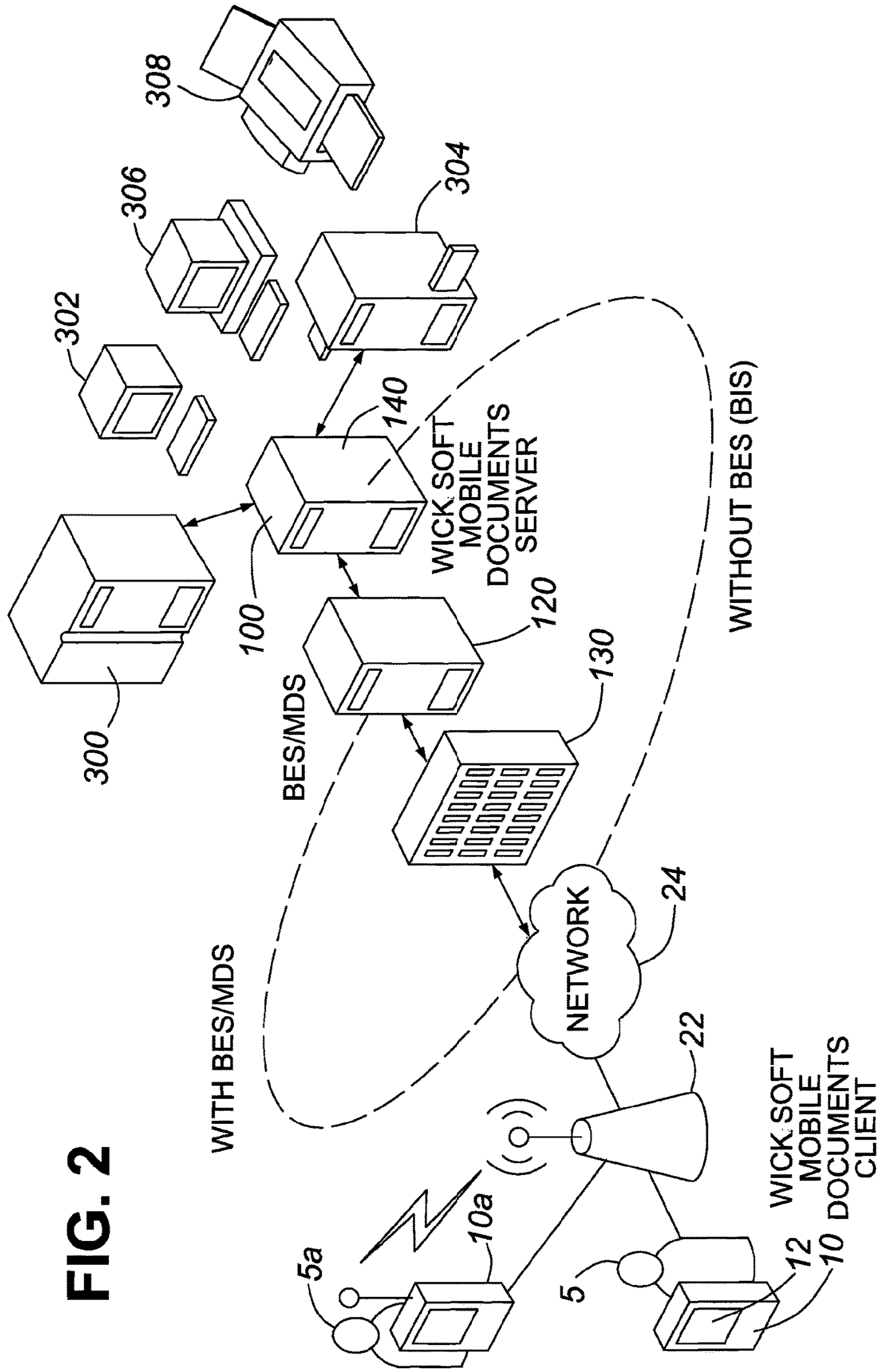
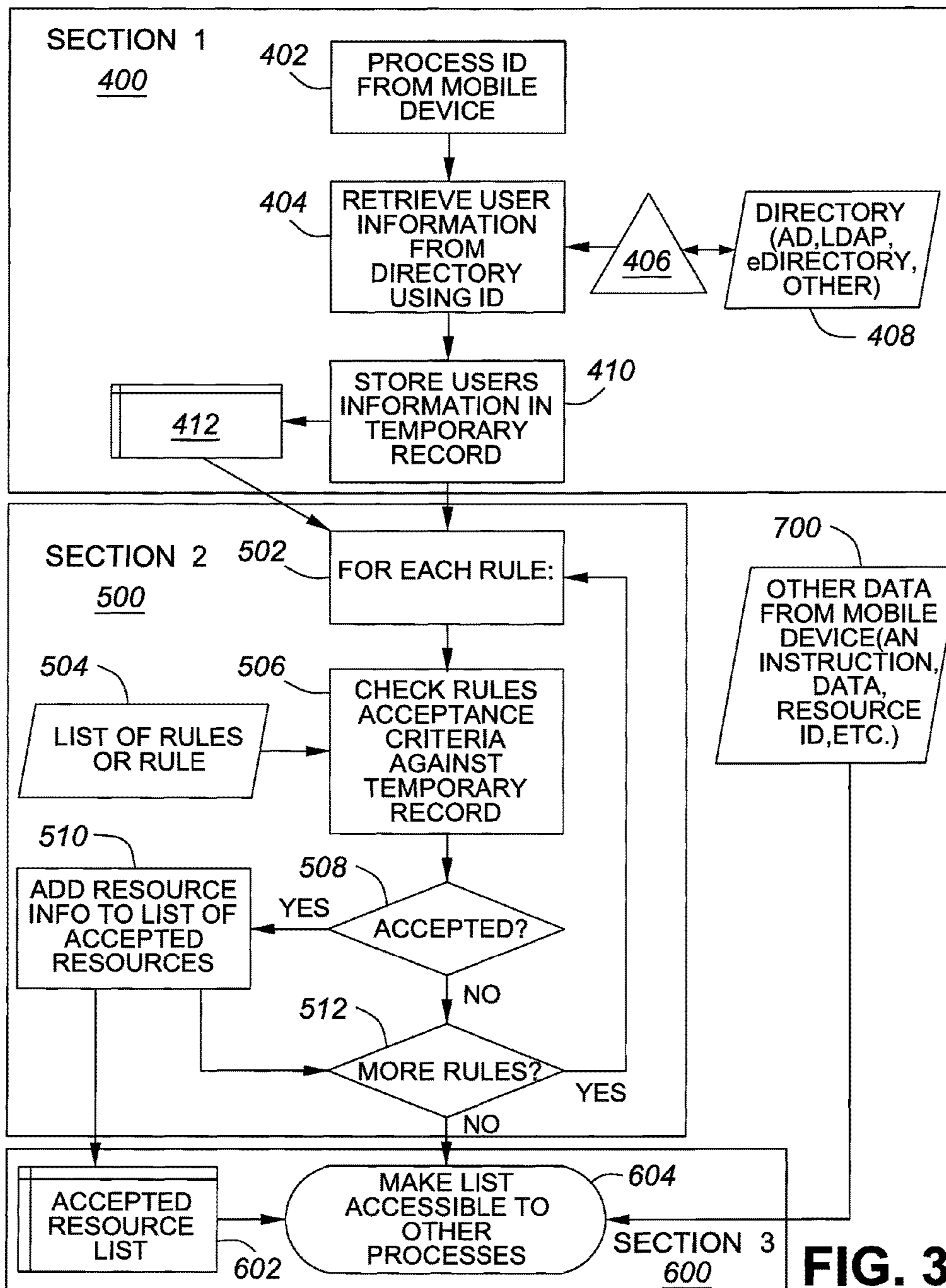


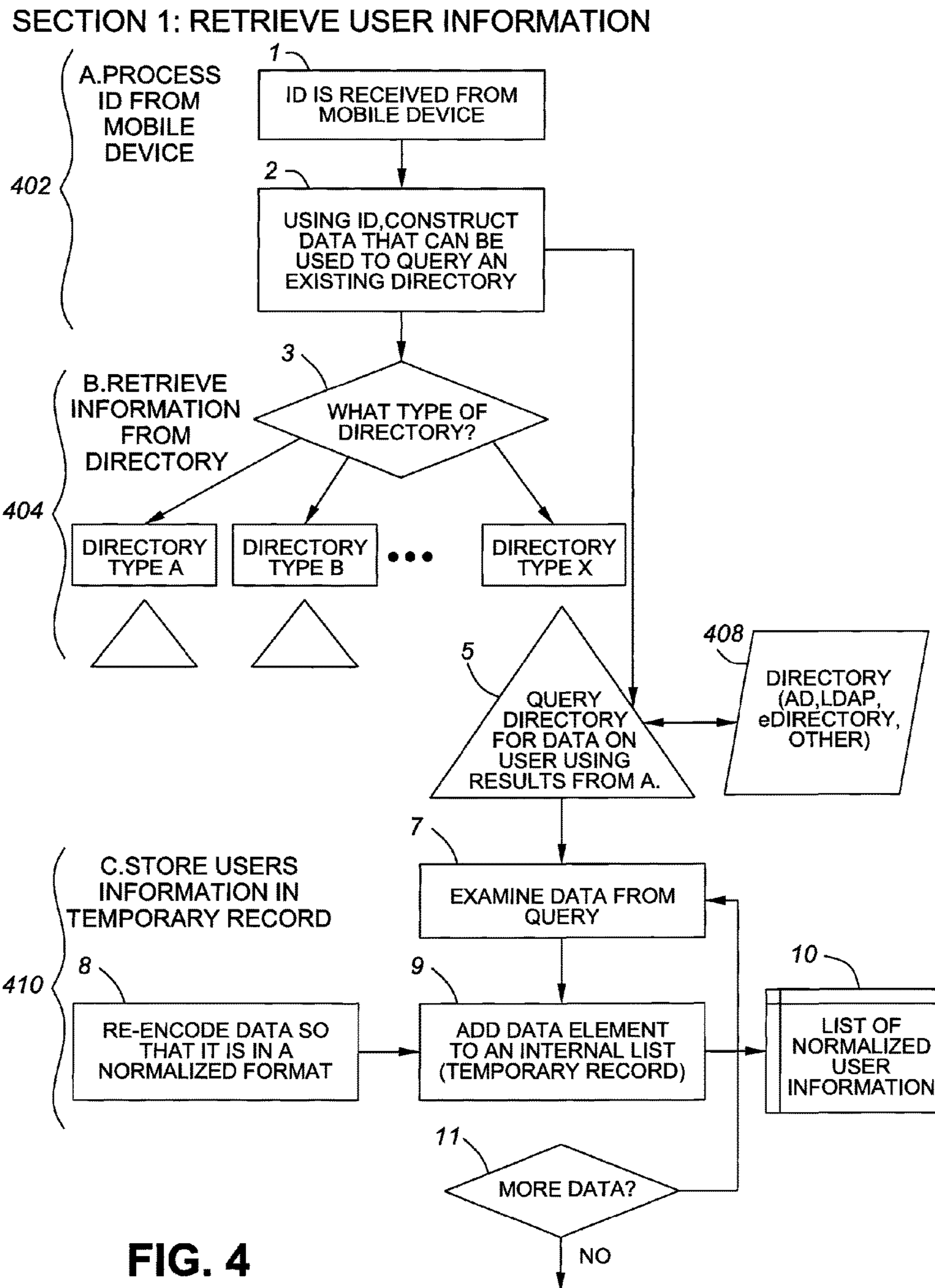
FIG. 1



**FIG. 2**



**FIG. 3**



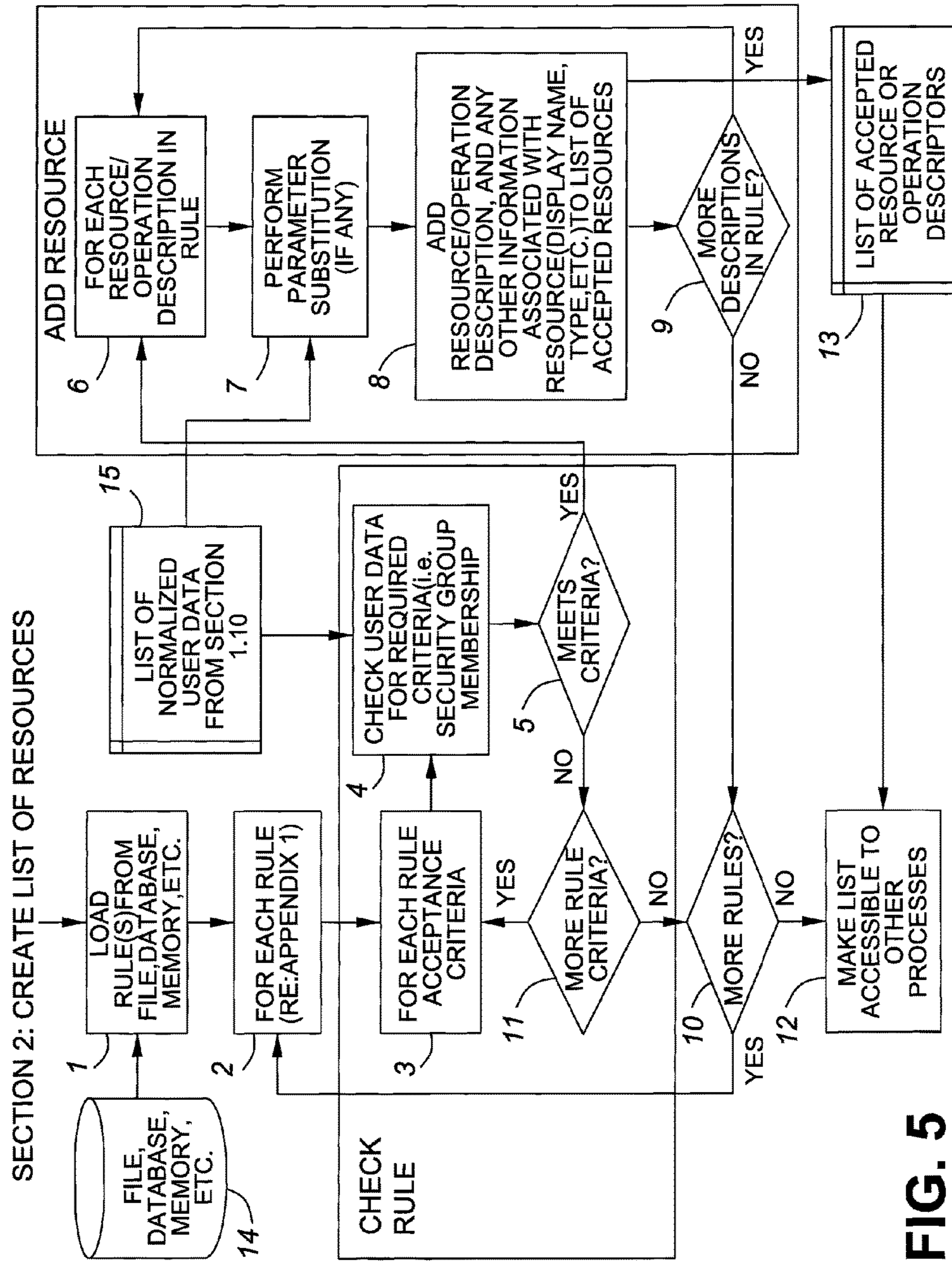
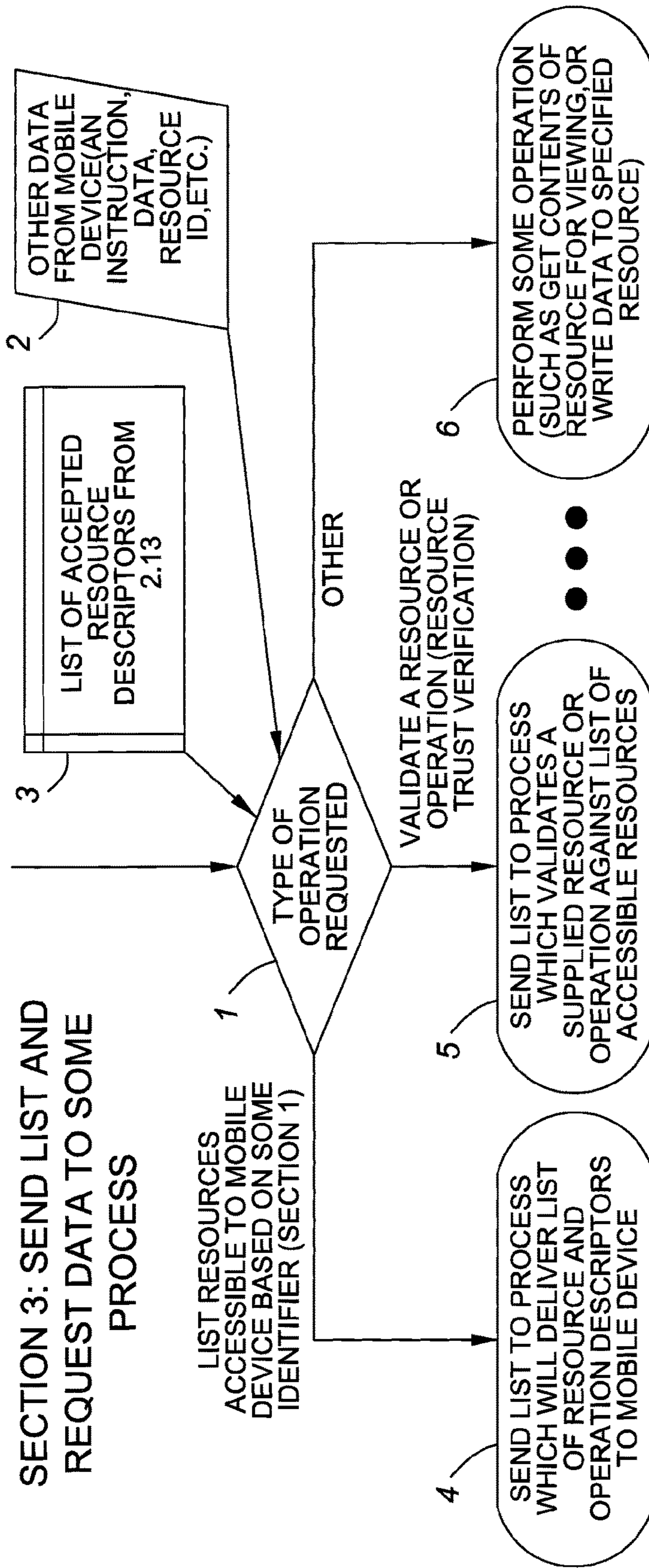


FIG. 5











**FIG. 6**

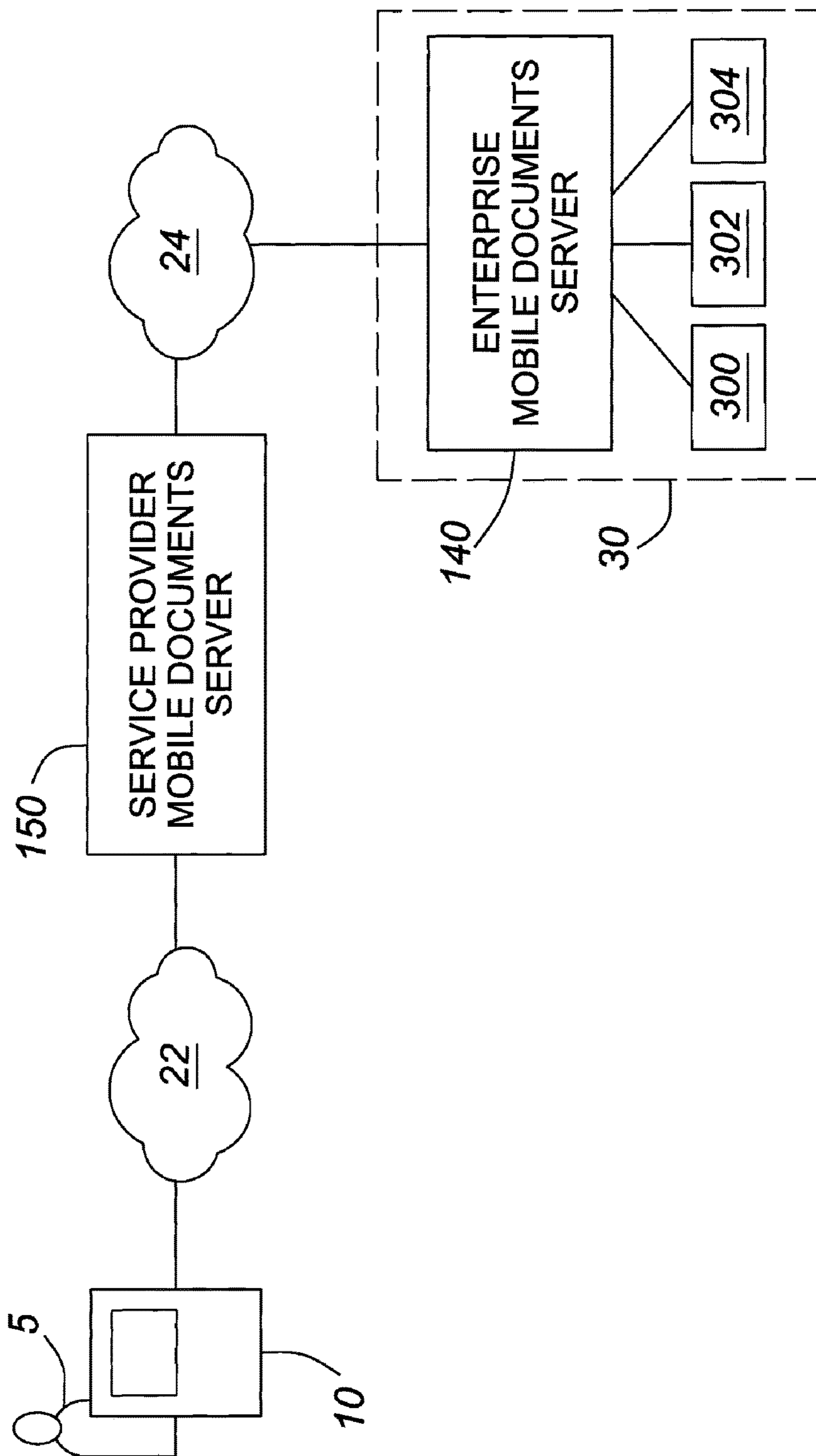


PLEASE LOGIN
USER NAME: WHICKIE PASSWORD: *****
<input type="button" value="OK"/> <input type="button" value="CANCEL"/>

**FIG. 7A**

WICKSOFT MOBILE DOCUMENTS		
 WICKSOFT		
<input type="checkbox"/> MY DOCUMENTS		
 SHARED DOCUMENTS		
 WICKSOFT PUBLIC FOLDER		
 EXCHANGE PUBLIC FOLDERS		
 MY INBOX		
<b>N</b> NOVELL - SALES DRIVE		
<b>N</b> NOVELL - MY DRIVE		
<input type="checkbox"/> GLOBAL WORKSPACES		
<input type="checkbox"/> PERSONAL WORKSPACES		

**FIG. 7B**



**FIG. 8**

**SYSTEM AND METHOD FOR SECURE  
MANAGEMENT OF MOBILE USER ACCESS  
TO ENTERPRISE NETWORK RESOURCES**

**Matter enclosed in heavy brackets [ ] appears in the original patent but forms no part of this reissue specification; matter printed in italics indicates the additions made by reissue; a claim printed with strikethrough indicates that the claim was canceled, disclaimed, or held invalid by a prior post-patent action or proceeding.**

CROSS REFERENCE TO RELATED  
APPLICATIONS

[This application is a continuation-in-part of PCT application No. PCT/CA2008/001704, designating the United States, filed Sep. 30, 2008, the entire contents of which are] *This application is a reissue of U.S. patent application Ser. No. 12/488,959, filed Jun. 22, 2009, U.S. Pat. No. 8,275,356, issue date: Sep. 25, 2012, which is a continuation-in-part of PCT/CA2008/001704, filed Sep. 30, 2008, which is incorporated herein by this reference in its entirety.*

TECHNICAL FIELD

This invention relates to systems and methods for managing mobile user access to network resources in a secure manner, and particularly relates to management of user access to resources in an enterprise network (intranet) from wireless mobile devices, such as smart phones, PDAs and other handheld devices, or mobile computers.

BACKGROUND ART

With increasingly mobile workforce, there is a rapid proliferation in the use of mobile wireless handheld devices, such as Blackberry™ and other smart phones, for both voice communications and email communications.

Although smart phones are widely used for access to corporate email, which is one of the most common business tasks, current interfaces provide limited, if any, access to internal corporate file systems and other document storage resources within an organization's corporate network (intranet).

For example, although a Blackberry™ user can view email and attachments stored in the users Blackberry™ inbox, the user will not be able to view documents located in the office, e.g. stored on a file server, and a user cannot access such a document to attach and email via a Blackberry or other mobile wireless handheld device. Users receiving an email containing a link to a document stored within a corporate network are not able to access that document on their handheld device. There may also be limitations on viewing email attachments in a convenient format on a small screen. Moreover, since access is provided only to information stored in the user's mail box, when a user needs an email message or attachment which is older than a default storage limit, typically 6 months, very often it is not still in the user's Blackberry™ inbox.

Access to secure enterprise networks by mobile users may also be restricted, or not be permitted, for business and security reasons.

For good reason, many organizations are concerned about security of wireless communications "over the air", and do not permit remote or mobile access to secure corporate network (intranet), except through a secure channel or

tunnel, such as provided by a conventional virtual private network (VPN). Organizations may restrict access from mobile devices and/or require employees and authorized users to use only approved enterprise enabled wireless handheld device, e.g. a Blackberry™ smart phone which connects to a Blackberry™ Enterprise server managed within the corporate network, and which provides appropriate security and access controls specifically for voice and email services.

There are certain unique security concerns inherent in a mobile wireless operating environment.

Data travels over shared, public and sometimes open networks

Mobile handhelds may be misplaced or stolen, exposing sensitive information

A mobile device represents a potentially unmanaged point-of-entry into the network.

Worms and viruses may be transferred to a corporate internal network via tunnels created using mobile VPN technology.

Remote wireless access to an enterprise network from a handheld or a laptop, or downloading of information to a mobile device may be undesirable, or not permissible for other legal or security reasons, e.g. where there is cross-border restriction on information transfer, export controls, or regional differences in compliance with privacy laws or other regulatory requirements.

Users working remotely and/or travelling with a laptop, and requiring secure access to a corporate network to retrieve documents or information, typically need to find access to the internet (e.g. via a suitable wired connection or wireless access point), and then are required to set up a secure link to the corporate network (intranet) e.g. through a conventional VPN. For security reasons, enterprises managing such a computer network restrict access to network resources only to authorised users within the network, or users logged on through a secure link or tunnel such as a VPN, which require appropriate authentication of the user. When the user has access to the intranet via a conventional VPN gateway, access policies may be applied to manage access to permitted resources. Each user, e.g. employees or other authorized users, may therefore be provided with different access privileges associated with each of the various types of resources within a corporate network, e.g. an email server (Exchange server), and application server (e.g. Sharepoint); file storage (servers, WebDAV). However, wireless mobile users cannot access various types of network resources in this manner.

Indeed, many organizations seek a way to restrict or expose only certain resources to mobile devices. For example, an organization may not wish to present or make accessible the same resources that would be accessible via a desktop, or laptop on a VPN, but would rather present only a subset of these resources to mobile users.

However, existing systems do not provide an appropriate interface for managing secure access to enterprise resources of these different types via a smart phone or other wireless mobile device, and mobile devices do not currently provide a way of getting a list of different accessible resources within an existing network.

Consequently, although a Blackberry™ user may access email and files received by email as email attachments, a user of a mobile device such as a Blackberry™ or other PDA or mobile computer or communications device connected to wireless communications network has been unable to directly access other enterprise network resources to retrieve data files. Thus, a mobile user has not been able to access

document repositories, such as Sharepoint, or even open a link within an email to download documents from a file server. Often, a mobile user may have to resort to contacting the office by phone or email to have someone access documents which are stored on a secure corporate network (intranet) and arrange to have the documents delivered to them, e.g. by fax or email. For users working across time zones, the need to contact someone back at the office to obtain documents or information may result in time delays, or perhaps an inconvenient wait until the next business day for a response.

Thus, it is desirable to enable access to other network resources via a mobile device with appropriate management of security.

More recently, where limited security or functionality is acceptable, several companies have proposed solutions that attempt to overcome some aspects of the above-mentioned problems. These include, for example, Pocket VPN by WickSoft, RepliGo™ by Cerienc Inc. and Cortado, a division of ThinPrint GmbH. Pocket VPN provides mobile access for text viewing of documents on Windows file servers; Cortado provides access to documents on Windows file servers only, by providing authorized users with access to files on a designated corporate drive in their corporate network (i.e. Bob sees documents on X: drive, and Susan sees Z: drive) for viewing, printing, or faxing of documents without need for download. RepliGo™ provides document conversion and management which is primarily directed to facilitating viewing and access to documents on mobile devices, and printing. Document access is managed by designating shared folders for access by authorized users. However, filters are not provided and thus all authorized users see all of the shared folders on the network and can view all files. The latter solutions may, therefore, bypass or override security policies which exist within an enterprise network, putting sensitive information at risk. On the other hand, in other solutions, access may be unnecessarily restricted to resources that are not supported or made accessible by the limited scope of functionality of the specific application.

Thus, these solutions do not provide an IT manager with a desired or appropriate level of control of access policy for individual users of wireless mobile devices, and which is compatible with a wide range of network infrastructures. Known solutions also do not provide mobile users with a convenient way of accessing a listing of available resources as they would be able to do when logged on with intranet access to their internal enterprise network.

Therefore, improved or alternative solutions are desirable to overcome the limitations of current wireless handheld devices, systems and methods for accessing network resources in a secure manner, and to facilitate remote working in an enterprise environment requiring an acceptable and appropriate level of security.

The present invention seeks to overcome, or ameliorate, one or more of the above-mentioned disadvantages, or at least provide an alternative.

#### DISCLOSURE OF INVENTION

One aspect of the present invention provides a method for managing user access to a plurality of network resources on an enterprise network from a wireless mobile device, by steps comprising:

determining group membership of a user based on a user ID and attributes of the user, each group having associated therewith a set of resources and associated operations for members of the group;

determining access rules for the user based on each group membership of the user; generating a list of accessible resources and associated operations for the user based on said access rules;

making said list available to a subsequent process for performing an operation on an accessible resource in accordance with said access rules.

Advantageously, performing an operation on an accessible resource may comprise one or more of displaying and otherwise interfacing said resource to the user for one or more of read, write, execute, modify, delete, email and download. Performing an operation may comprise synchronizing accessible resources with the mobile device.

Network resources may comprise network resources of different resources types, and the list of accessible resources and operations may comprise accessible resources of a plurality of different resource types. The list of accessible resources may comprise an indication or description of the resource type.

The method may comprise an initial step of receiving from a user credentials comprising a user ID, and authenticating the user, and retrieving directory information associated with said user to obtain attributes of the user associated with said user ID.

When multiple directory types and systems are supported, the method may comprise, before retrieving directory information, determining an applicable directory type of a set of possible directory types, and, after retrieving said directory information, re-encoding said information to a desired or common standardized format.

Another aspect of the invention provides a client server system for managing access to a plurality of network resources on an enterprise network from a wireless mobile device, comprising:

server means within an enterprise network comprising:  
means for receiving identification from a user of a wireless mobile device;

means for retrieving from a directory attributes of said user based on a user ID of the user;

means for determining group membership of the user based on said user ID and said attributes, each group having associated therewith a set of access rules defining accessible resources and associated permitted operations for members of the group;

means for resolving access rules for the user based on group membership and generating a list of accessible resources and operations for the user based on said access rules;

means for making said list available for subsequent processing.

Thus, a system and method is provided for an organization to manage user access to network resources from a user's mobile device, with improved security and/or control, based on access rules, which determine who may access what resources, and how. In preferred embodiments, rules comprise membership lists which determine membership of one or more groups, and resource/operations lists which provide high level descriptors of resources deemed accessible, and associated permitted operations associated with each group membership.

Group based allocation and management of access privileges for network resources from mobile devices facilitates set up by an enterprise IT manager and allows access

5

privileges to be rapidly set for large numbers of employees. Access privileges for remote access by mobile devices are managed independently of, or separately from, internal security policies, and since they reside in a layer between the access server and the mobile device, they may be set up so as not to override internal network access policies.

Access rules comprise high level descriptors of one or more of a membership group, a resource, and an associated operation, and may include a membership list and a resource/operations list comprising said descriptors. The membership list may comprise a high level descriptor defining criteria for who may access associated resources and operations.

Yet another aspect of the invention provides a system comprising an access control layer for an access server managing mobile user access to resources on an enterprise network, comprising processing means for performing the steps of:

- determining group membership of a user based on a user ID and attributes of the user, each group having associated therewith a set of resources and associated operations for members of the group;

- determining access rules for the user based on each group membership of the user;

- generating a list of accessible resources and associated operations for the user based on said access rules;

- making said list available to a subsequent process for performing an operation on an accessible resource in accordance with said access rules.

Mobile Documents middleware may run on a dedicated server (Mobile Documents server) within the enterprise network, or in a virtual environment, e.g. as part of an existing BES or other mail server, or as a distributed system on multiple servers for load balancing or load sharing.

In summary, preferred embodiments provide a readily implemented client-server architecture for:

- authenticating a user of the mobile device for access to resources on an enterprise network;

- determining membership groups of the authenticated user based on directory information;

- looking up of rules associated with each of said membership groups to determine which network resources may be accessed by members of said groups from a mobile device, and what actions or operations are permissible for those resources;

- making available to the authenticated user, or other processes, a list, or index, of (accessible) network resources and (permitted) associated operations;

- responding to user requests for access to one or more of said resources in accordance with said rules.

Embodiments of the invention provide that administrators must explicitly set rules that allow network resources to be made available to end users. In this way, the risk of accidentally exposing sensitive resources is mitigated. Furthermore, since implementation of the appropriate Mobile Documents access control layers does not require any changes to existing network security infrastructure, security for mobile user access is implemented in addition to any existing corporate security policies, and does not override existing security policies.

Also provided is client means on the mobile device for presenting or displaying a list of accessible resources and operations via a graphical, audible or tactile user interface, and receiving user input for initiating a process to performing a permissible operation on an accessible resource.

Thus, a method is provided by which a mobile device is presented with a list of resources and systems that exist

6

within an existing computer network, and associated operations or actions that a mobile user may perform.

For example Client means on a mobile user device provides a suitable interface, typically a graphical interface, for presenting a list, or index, of accessible resources to the mobile user. Resources may be resources of multiple different types to which the user has access, e.g. directories, files, lists. Each resource is associated with permitted operations for the user of the handheld device, which may be time and location dependent. On selecting a desired resource, available operations may e.g. be presented to the user in the form of a pull down menu, offering choices of available operations, such as save/download, open/view, edit, copy, et al., as is conventional. Permitted operations may include synchronizing accessible resources with the mobile device.

Systems and methods according to aspects of the present invention provide for managing access to enterprise network resources from a wireless mobile device, such as a Blackberry, or other smart phone, with an enhanced level of security management and access control. Access (publishing) rules determining accessible resources and associated permitted operations are determined based on membership of an authenticated user to each of one or more groups, each group being associated with rules which determine a set of permitted accessible resources and operations. Rules comprise high level descriptors of network resources and associated operations for users having a membership of a group. For each user, rules are applied based on membership of one or more groups. A Boolean evaluation of rules associated with memberships of two or more groups may be performed. Thus, a list, or index, of accessible resources and permitted operations is generated, and the list is made available for presentation to the user on an interface of the mobile device.

Access rules may also be made dependent on other information received from the system, or from the mobile device, such as date, time or location. Requests for an operation may include e.g., read access or write access, to a network resource such as a file, contact list, Exchange folders, Sharepoint list, a web portal, or other network resource of one or more resource types. By using group memberships, rules may be quickly and conveniently configured and controlled by an IT manager for multiple users of an enterprise network.

Since control of mobile access resides in an application layer between the mobile device and existing security infrastructure, mobile access policies may be set for mobile users without overriding internal access or security policies. This approach enables mobile user access to resources that are not otherwise specifically designed to/intended to be accessed via a mobile device, if a mobile user has appropriate permissions, i.e., if access rules are met.

Thus, a method is provided by which existing resources, such as a path to a document on a file server, can be indexed and deemed accessible to an authenticated mobile user or device based on a user identifier, such as a user name and password, and associated information stored with an existing directory server, which may be a Microsoft Active Directory, Novell e directory, LDAP directory or other directory type.

The collection, displaying, and/or interfacing of information about resources on a computer network is enabled so that said resources maybe viewed, previewed, blocked, denied, interfaced or accessed by a mobile device in a secure and useable manner. Users may securely view, email, fax, download and manage documents located in their office, including, for example documents in Novell™ or a contact in SharePoint™, directly from their Blackberry™ smart

phone or other mobile wireless handheld device. Thus, mobile professionals who need access to their documents and files from anywhere may be provided with full mobile document access to selected enterprise network resources, with appropriate enforcement of enterprise security policies.

#### BRIEF DESCRIPTION OF THE DRAWINGS

Embodiments of the invention will now be described in more detail with reference to the accompanying drawings, in which:

FIG. 1 illustrates schematically a simplified view of a network architecture, for implementing a system and method according to an embodiment of the present invention;

FIG. 2 illustrates schematically in more detail a network architecture, for implementing a system and method according to an embodiment of the present invention;

FIG. 3 illustrates an overview of steps in a method according to an embodiment;

FIG. 4 illustrates in more detail the steps of section 1 of FIG. 3;

FIG. 5 illustrates in more detail the steps of section 2 of FIG. 3;

FIG. 6 illustrates in more detail the steps of section 3 of FIG. 3;

FIGS. 7A and 7B illustrate screen shots of a user interface on a mobile device showing steps in implementing a method of accessing network resources according to an embodiment of the present invention; and

FIG. 8 illustrates a network architecture for implementing a system and method according to another embodiment.

#### DETAILED DESCRIPTION OF PREFERRED EMBODIMENTS

FIG. 1 illustrates schematically network architecture for implementing a system and method according to an embodiment of the present invention, for managing access to network resources 30 via a wireless network 20 from a wireless mobile device 10 of user 5. As shown in FIG. 1, an enterprise network (intranet) may comprise a plurality of network resources 30 of different types, e.g.: a Directory (e.g. an LDAP or eDirectory) 300; an email server (e.g. Exchange) 302; one or more application servers (e.g. SharePoint) 304; and File storage (servers, WebDAV) 306. Element 100 represents the Wicksoft Mobile Documents technology, which provides a security model based on an access control layer between the enterprise network and the mobile device for managing access to the network resources 30 from the mobile device 10, and in this embodiment comprises middleware residing on a server within the enterprise network, and a corresponding client residing on a user's wireless handheld device, as will be described in more detail with reference to FIG. 2. FIG. 2 illustrates a typical implementation for a Blackberry™ enabled enterprise network (intranet).

The network illustrated in FIG. 2 comprises a Blackberry™ Enterprise Server (BES) 120, which is accessible, via a firewall 130, from the Internet 24. Located between the BES 120 and the other network resources 30 is another server 140, which will be called a Mobile Documents™ server 140. A plurality of wireless handhelds 10a, 10b, 10c, 10d, e.g. Blackberry™ Handhelds or other Blackberry™ Connectivity devices for respective users 5a, 5b, 5c, 5d, are connected to the internet 24 via a mobile wireless network 22, i.e. service provider wireless network for voice and data

communications. When used in conjunction with a Blackberry™ Enterprise Server (BES) and Blackberry™ Mobile Data System™ (MDS), the Mobile Documents server 140 does not need to be accessible from the Internet or from other computers within the enterprise network. In other words no additional ports or entry points need to be opened into the enterprise network for the Mobile Documents to function. Thus, this embodiment builds on and extends the inherent security built into the Blackberry™ infrastructure.

The Mobile Documents middleware 100 sits on the Mobile Documents server 140, and exists in a layer between the existing computer network resources 30 and the mobile handheld devices 10a, 10b, et al. Mobile Documents client 12 resides on the user's wireless handheld device 10. The directory server 300 may be a Microsoft Active Directory, Novell eDirectory, LDAP directory, or other type of directory. While typically an organization uses only one type of directory, and Mobile Documents application may be configured to support only one or two directory types. Beneficially Mobile Documents supports all common directory types, and provides for re-encoding required directory information into a common standardized format for subsequent processing.

This architecture provides for a system and a method by which for an existing resource, such as a path to a document on a file server, can be deemed accessible by a mobile device according to Mobile Document access Rules (alternatively referred to as "terms", or "publishing rules", see below) based on information stored within an existing directory server 300. The access Rules describe who, what and how a mobile user may access or act from a mobile device. Rules can selectively block any network asset from mobile users. Also provided is a system and method by which an authenticated user of a mobile device is presented with a list of resources that exist within a computer network to which the user has access privileges via his mobile device, and allowable operations associated with each of the resources, which are deemed accessible. Operations may include, for example, one or more of read, write, execute, modify, and delete permissions, or variations thereof, including synchronizing accessible resources with the mobile device. Operations may also include determining if a particular resource should be included when searching for specific items (such as a contact), i.e. determining a sub set of resources to be selected or validated for, or otherwise passed to a subsequent operation. Thus resources may be indexed to indicate whether they should be included in subsequent operations.

After installation of the middleware on server 140, Rules are established initially, and may be modified or updated as required, by an IT administrator. The Rules are used to set permissions to implement a desired level of security policy for the enterprise organization, as will be described in more detail below. In preferred embodiments, Rules are established on the basis of membership of one or more groups (described below) which allows an administrator to initiate the system very rapidly even in large organizations with 100s or 1000s of employees.

In this context, a Rule describes WHO and WHAT and HOW for management of mobile access. i.e. which mobile user may access what resources, and associated actions or operations that may be taken from a mobile device. Each rule consists of two parts:

1. A membership list
2. A resource and/or operations list

1. Membership Lists  
A membership lists contains criteria defining who may access the resources/operations described by the rule.

This membership list contains user ID, as well as security group memberships that correspond to security group memberships in an existing directory.

## 2. Resource/Operations Lists

Resource/Operations list contains a list of resources described by the rule, along with other information about the resources (e.g. display name, resource type) Operations describe actions that are permitted by the mobile user (such as Download a file, or email a file as an attachment) A rule can be any description of a user, a group of users, or some other criteria, e.g.

{Sales People, Technical staff, Bob}

If the mobile user is Sales Person, Technical Staff, or Bob, this rule is satisfied.

A rule may contain a list of resources within a computer network, or a list of actions a mobile device may take, e.g.

{C:\my documents, Z:, http://sharepoint.com/contacts}

If the rule is satisfied, the list of resources described by the rule will be added to the list of references generated by the algorithm.

Rules (terms) declare that an action may or may not be performed, and may be positive or negative. That is, Rules may be "permissive" or positive i.e. define resources to be deemed accessible, and operations to be permitted. Some rules may be negative, i.e. 'Deny' rules, in that 'if Bob is using his PDA then don't let him access this data.

### EXAMPLE RULE 1

---

```
<Members>
  <user Bob>
  <user James>
  <group Sales>
</Members>
<Resources>
  <feature DownloadFiles = true>
  <resource \\FILESERVER\Legal\Forms\ name="My
  Forms"/>
</Resources>
```

---

#### Sample Scenario:

Bobs company has 36 workstations, 4 file servers, several contact lists, and SharePoint. In the office, John has bookmarks and logon scripts to give him access to these things.

One of his file servers contains sensitive data that should not be accessible outside of the office. One of the contact lists contains information for all of his customers.

Bob has a folder on a file server that contains pictures of his kids, and he likes having this handy.

Using Mobile Documents, Bob would be presented with a list of 3 file servers, a folder for pictures, a contact list, and a SharePoint portal. The workstations and forbidden file server would not appear.

### EXAMPLE RULE 2

---

```
<Members>
  <user value="John Smith"/>
  <group value="Administrators" op="or"/>
  <group value="Sales and Marketing" op="or"/>
  <group value="Authenticated Users" op="and"/>
</Members>
<Resources>
  <download value="true"/>
  <path value="C:\temp\"/> name="Temp items" type="folder"
```

-continued

---

```
access="rwxmde"/>
  <path value="C:%firstname%\\"/> name="Z:" type="disk"/>
  <path value="http://sharepoint/site1/contacts" name="contacts"
5 type="spcontacts" access="rwxmde"/>
  <path value="https://mailserver/exchange/ %mailboxname%"
name="Mail" type="ex" access="rd"/>
  <path value="http://sharepoint/site1/clients" name="client contacts"
type="spcontacts" access="rwxmde" SearchIndex=true/>
</Resources>
```

---

In this sample, if someone is in the Authenticated Users security group, AND the user John Smith, a member of the directory security groups Administrators, or a member of the security group Sales and Marketing, they are permitted to:

Download files from the resources specified.

Access the folder C:\temp, where he/she may read, write, execute, modify, delete and email the data within a folder.

Access the folder C:\% firstname %, where firstname will be substituted for the users first name (i.e. C:\John)

Access a SharePoint contact list where he/she may read, write, execute, modify, delete and email data within the list of contacts.

Access an Exchange mailbox, where the mailbox name is substituted for the user's mailbox name (i.e.

https://mailserver/exchange/John.Smith@WICKSoft.com/) and may read or delete entries

Perform a search for a contact from their mobile device, whereby the contact list 'Clients' will be automatically indexed as part of the search operation.

An important feature of the rules in this embodiment is that they allow specification of subsets of existing resources even within the same system. As an example, in SharePoint, each user may specify just one contact list for mobile access, even though a user may have otherwise have access to 5 contact lists, which provides a level of granularity which is not presently available within Sharepoint.

By default, access permissions may be set initially so as to block access to all resources from all mobile users. Rules may then be initiated by the IT administrator to selectively enable access to groups of mobile users according to appropriate access policies for each group (the rules may alternatively be referred to as publishing rules). Unlike conventional access policies in which access permissions for a specific user must be set for each specific resource, access Rules are preferably managed on the basis of group membership(s), to reduce administrative overhead for IT administrators, enabling much more rapid initial set up of the system.

Referring to FIG. 3, section 1, to determine membership groups, the system stores, for look-up and retrieval, a set of criteria or attributes required to be associated with a user for acceptance for membership of each group 412, i.e. what attributes are required to secure membership of a particular group.

Also stored is a list of one or more Rules 504, which as explained above, may comprise membership lists providing high level descriptors of memberships, and resource and operations lists, providing high level descriptors of accessible resources and permitted operations associated with each resource.

To access a list of available network resources stored on an enterprise network, a mobile user 5 launches Mobile Documents on the client 10 (handheld or mobile device),

presents an identifier, and is authenticated, e.g. is presented with a logon screen and prompted for a user id and password, which are sent to the Mobile Documents server (FIG. 7A).

Optionally, authentication may be provided using a fingerprint, other biometric identifier, or other unique user ID and identifier using any other suitable known method, depending on the security level of authentication required.

Referring to FIG. 3, Section 1, the server accepts the identifier, i.e. User ID and password, and authenticates the user (step 402). If the user is authenticated, the user ID is used to associate the mobile device user with data stored in existing directories (408) (e.g. a Microsoft Active Directory, Novell e Directory or LDAP director or other directory). That is, information is looked up and retrieved from the directory 408 based on the authenticated user ID at step 404 and information retrieved may include a list of attributes, such as first and last name, department, role or roles, status, authority level, or other user attributes, which are used to determine one or more group memberships of the mobile user. The attributes associated with each group membership are stored at 412. That is, system stores at 412, for look-up and retrieval, a set of criteria or attributes required to be associated with a user to secure (or qualify for) membership of each group.

Information retrieved from the directory is stored in a temporary record 410 as will be described further with reference to FIG. 4. When the user ID is received from the mobile device 402-1, the user ID is used to construct data that is used to query an existing directory 402-2. Although an enterprise typically uses one directory type, the Mobile Documents application preferably supports multiple directory types and the initial step 404-3 is a query for what type of directory. Once the directory type is determined, a query is then made to the directory 6 to obtain data associated with the user based on initial data obtained at step 402-2.

Since multiple directory types may be supported, if required at 406, the information retrieved from the directory is translated into a standardized or normalized format that is independent of directory type, for further processing. That is, data received from the directory is examined and re-encoded as required into a normalized format, and data elements are added to an internal list (temporary record) to compile a list of normalized user information. This data is stored in a temporary record at step 410. Stored at 412 is a list of attributes or acceptance criteria associated with each of a plurality of group memberships. Each group membership is also associated with a rule defining a permitted set of resources, and associated actions or operations. Rules are stored at 504.

Referring to FIG. 3, section 2, in steps 502 to 512, for each Rule or list of Rules 504, rules are checked against acceptance criteria for group membership 412, to determine if a user is accepted as a group member. If accepted as a group member, the associated list of resources for the group is added to a list of accepted or permitted resources, i.e. a list of descriptors of accepted resources and associated operations. If not accepted, the next rule is checked until all rules have been checked. The resulting list of descriptors comprises all accepted (permitted) resources for each of the groups that the user is accepted as a member. The list is used to generate the accepted resource list 602, which is then made accessible to other processes for subsequent operations.

Referring to FIG. 5 (Section 1), these steps are shown in more detail. At step Information retrieved from the directory

is compared to the set of Rules, which determine acceptance or denial criteria for a specific set of network resources. Criteria may include, e.g.:

- Security group membership
- Network user ID
- Time of day
- Location

The set of network resources can be statically defined (C:\myfiles) or defined dynamically using data stored in the existing directory as parameters (C:\<firstname>.<lastname>\)

Network resources that have met the acceptance criteria are stored in a list e.g. [MOBILE LIST] as a set of references, e.g. paths to files, web site addresses, database locations, et al.

A rule may also contain a directive which tells the mobile device a 'friendly name' of the resource. i.e. 'C:\my documents' should be displayed as 'My documents'.

This list may then be delivered to the mobile device, or optionally, used as acceptance or denial criteria when compared to another resource reference (e.g. the list says Bob has access to C:\my docs, and http://sharepoint. He is asking for C:\my docs; is this okay?), or used as a list of places to search for a particular resource type. If the response is positive, the list would then be delivered to the mobile or other calling operation. That is, a list may be used in another operation, such as search or verification, instead of, or before delivering it to the mobile device. Otherwise a message indicating the resource is not available, or other error message may be delivered.

As shown in FIG. 1, resources to which the user may desire access may include many different and diverse resource types, e.g. contact lists, shared calendars, Word documents, pdf documents, Sharepoint, in addition to email related resources. The set of rules defines a domain of allowable resources, and as mentioned above rules may allow for selection of only part of portal.

Optionally, rules may provide for an indication of resource type may be displayed with the listing of one or more resources, or a list of types of resources may be presented to the user for selection by the user.

Allowable operations or actions may be limited to viewing documents only. In some instances it may be preferable to allow read access only, with no capability for downloading or storage of data on the mobile device. In other instances, other actions or operations maybe desirable or permissible, and rules may be set e.g. so that editing or downloading of documents may be permitted. Beneficially synchronization of accessible resources, e.g. contacts or documents, with the mobile device may be permitted. For example, periodic synchronization permits a user to have up to date information on accessible resources or for stored information to be updated.

When determining group membership, i.e. whether an authenticated user is a member of a particular group, the criteria include user ID and at least one other attribute or additional data which is retrieved from the directory, in Section 1 of the process. Criteria may also include other data supplied by the user, from the mobile device or other information instruction, data, resource ID from other sources.

When each group membership for a user has been determined, access Rules for resources may require a Boolean evaluation or association of group memberships to determine the set of accessible resources and associated operations for the authenticated user. A user may have many different roles or identities which provide membership to



many groups. As a simple example, a user may have membership of one group that provides read only access to a first resource, but may also have membership of another group that provides write access to the first resource and other permissions for other resources; the user may additionally have membership of a third group that restricts access to a subset of resources that may otherwise be accessible to the second group except for remote or mobile access from specific locations or at certain times.

Referring to FIG. 3, section 3: optionally, other data from the mobile device, or the system, may be retrieved at step 402, or independently at step 700, e.g. an instruction, data, resource ID, et al. The data are made accessible, with the accepted resource list, to subsequent processes 604.

As an example, a list of resources may be presented to the user allowing the user to select a resource, or request an operation, or alternatively the interface may issue a prompt to the user for a selection or operation. As shown in FIG. 7B, a list of resources is presented to the user in the form of a menu. As is conventional, when a user right clicks on a selected resource a menu of permitted operations associated with the resource are presented such as view, download, edit, copy, etc. so that the user may select an action to initiate a subsequent process.

Optionally, the list of accessible resources may present an indication or description of a resource type along with a listing of the resource, for example by providing a path and a resource type, e.g. indicating, a resource is a Sharepoint portal, or is a contact list within Sharepoint.

Also optionally, the list of accessible resources may be used to determine where to look for certain types of information. For example, a mobile user may want to find all contacts from a specific company—the rules would determine which resources contain contacts, and/or which of those the search should be conducted in. Thus, resources may be indexed not only by resource type indicator, but other criteria or indicators or descriptors, so that a list of a subset of accessible resources may be generated meeting particular criteria, e.g. in this example, a list of accessible resources of one or more contact list or types or sources for including in a contact search. Or, in performing an operation on a list of accessible resources, only those resources indexed with one or more specific indicators or descriptors may be included. For example in the embodiment described above (page 17) a specific subset set of contacts list “Clients” may be indexed (tagged for mobile access, although the use may otherwise have access to several 5 contact list through Sharepoint. Referring to FIG. 6, a Resource Trust Verification (validation) step may optionally be implemented. This is a validation step that involves receiving at step 3-1 a type of operation request, a list of accepted resource descriptors from 2.13, and if applicable, other data from the mobile device (e.g. an instruction, data, resource ID). In response, to a request to list resources, a list of resources accessible to the mobile device based on some identifier in section 1, may be sent directly to the process which delivers the list of resources and operation descriptors to the mobile device. In response to a request for another operation, an operation may be carried out, such as “get contents of the resource for viewing” or “write data to a specified resource”. If required, automatically, or on user request, a resource trust verification step may be carried out 3-5 where a list is sent to the process which validates a supplied resource &/or operation against a trusted list of accessible resources (whitelist). Alternatively the requested resource may be checked against an untrusted list (blacklist) and if there is a match the request may be refused, blocked,

or an error message generated. During resource trust verification, optionally a resource type or list of resource types may be displayed for selection or verification by the user, before access to the resource is provided.

Although this embodiment is described for a system supporting a Blackberry™ device or a Blackberry™ connect enable device, the system is compatible with mobile devices such as a Blackberry™ or other smart phone or PDA, car computer or other mobile computer, which normally connects via a service provider to a wireless voice and/or data service.

The system may also facilitate secure access to network resources of different types for wireless enabled laptops or mobile computers when a wired Internet connection is not available or is not convenient.

Beneficially, when synchronization of accessible resources with a mobile device is permitted, access to up to date information from accessible resources may be facilitated in case there is a network connection failure or service interruption. In an emergency management scenario, synchronization may permit emergency works to obtain periodic updates of information such as contacts, or emergency instructions, alerts, or contact information in other forms, availability of personnel to their mobile device.

For an organization without BES, Mobile Documents may be implemented on a Mobile Documents server within the enterprise network in conjunction with service provider Blackberry™ server or other server. Alternatively, contract or outsourced personnel may benefit from the Mobile Documents solution via a web accessible server without requiring access to a BES within an enterprise network.

Mobile Documents service may alternatively be offered through a service provider which provides a common point of entry and would route to a customer’s Mobile Documents server (FIG. 8).

In summary, the method

a. compares information

i. sent from the mobile device

ii. contained in a directory (such as an LDAP directory or database)

iii. contained in rules

b. and determines if a rule has been satisfied positively or negatively.

Support for Multiple Directory Types

Referring to FIG. 4, section 1, although typically an organization will use only one directory type (e.g. a MAD, LDAP, eDirectory or other), the Mobile Document application is preferably enabled for multiple directory types, and in the initial step of retrieving information from the directory issues a query for what type of directory. After determining what type of directory, the directory is queried for data associated with the authenticated user ID, and data received from the directory in response. Data received from the directory from the previous step is examined, and re-encoded into a normalized format if required, and added to a list in the form of a temporary record. If there is more data, the additional data received is examined and re-encoded to create a list of normalized user information which are stored in a temporary record, comprising the user ID and other information received from the directory.

Check Rule

Rules are then retrieved from the file, database, or memory, etc, and then for each rule a rule check is performed (i.e. rules are resolved), based on rule acceptance criteria (e.g. security group membership) received from the temporary record in the previous step. For each rule acceptance criteria when the user data meets the required criteria,

an add resource step is performed. For each resource/operation description in the rule a parameter substitution is performed if any, and then the resource/operation description and other information (display name, type, etc, to the list of accepted resources.) The check rule steps are repeated for each rule and rule acceptance criteria, thereby generating a list of accepted resources and/or operation descriptors. The list of accepted resources is then made available to other processes.

#### Resource Trust Verification

Referring to FIG. 6, section 3: when a request for a resource n is received from the user, a response providing corresponding data (which may e.g. be a list, contents of a file or other information, e.g. a path to a file or other resource) associated with accessible resources is returned or is delivered to the mobile device.

On receiving subsequent user input from the mobile device for a specific resource or operation, a step of validation is performed. That is the list, resource descriptor and/or requested operation, is sent to a process that validates a supplied resource against a list of accessible resources. Optionally, information presented may include an indication or description of a resource type with a listing of a path or resource name. Alternatively a listing of resource types may initially be presented to the user for selection or validation before presenting to the user a list of available resources of the selected type. Additionally or alternatively in response to an operation request, the request may be sent to any other process which may require a list of accessible resources and operations.

Thus security encompasses steps of authentication, application of security policy, publishing of the rule or rules, application of other security policies, e.g. windows policies and checking with respect to a Windows access control list.

Based on the rules (terms) a resource may be displayed, interfaced, blocked, denied to a user or users.

#### Groups Definitions

Multiple Rules (terms) or a collection of Rules (terms) may need to be satisfied before a resource or collection of resources that may have been explicitly stated or stated as a result of the evaluation of a term can either be displayed, allowed, blocked, etc.

#### Multilayer Security

By using the BES, or an existing VPN, with Enterprise activated handhelds a secure connection is already present.

Since the Mobile Documents server does not need to be accessible from the Internet or even internal computers, it is possible to restrict the point of entry to verified assets (e.g. authorized Enterprise activated handhelds). This is similar to restricting an IPSEC VPN to a specific MAC address, only with a higher level of obfuscation.

Preferably, instructions between the Mobile Documents client, running on the Blackberry™ handheld, and the Mobile Documents server that resides in the intranet, are transmitted by a proprietary communications protocol that provides no mechanism to execute remote programs or manipulate a database, and can only convey simple end user operations such as “list the contents of a folder”.

These different levels of security contribute to thwarting external threats that attempt to monitor, intercept or modify data communicated between the handheld and the intranet.

The cryptographic layers protect network traffic all the way from the internal Mobile Documents server out to the hand held device.

Using this security protocol provides the following benefits:

Existing security resources, such as content scanners, MDS, Microsoft ISA Server, and other Firewall products continue to take effect.

Deployment requirements—and therefore the security impact—are reduced because the protocol tunnels through standard HTTPS.

The limited scope of the Mobile Documents™ protocol makes it almost impossible for a standard Windows worm (like an SQL injection exploit) or Trojan to propagate through the system.

If upload of information is not required, the protocol may be made exclusive to Mobile Documents™—in other words, other applications cannot use the protocol. Then system is highly resistant to tunneling efforts, such as running a torrent, remote desktop application, or some other network utility across the same protocol. For example: an end user could not setup a program like VNC within the Intranet and then use the system to access VNC, thus circumventing security measures. Such a protocol will not facilitate tunneling or hijacking by other applications.

This protocol is highly conducive to policy enforcement. In this way WICKSoft Mobile Documents™ provides additional layers of security, which will be discussed later, that are context and content sensitive.

#### Application Level Security

All data that moves through the system goes through the same set of checks and balances before being passed on to the internal network. Only after these checks and balances have been satisfied will a given operation be performed on the internal network.

#### Authentication

The first check is authentication. Preferably, all users must login using their identification for each and every operation before being processed. After authentication by the Mobile Documents™ server a, all processes within Mobile Documents™ are undertaken as if the user were logged in to the local network as that user. If an account is disabled or modified in Active Directory, or Novell eDirectory, then the changes will be reflected in real-time. Requests will be allowed or rejected by both Mobile Documents™ and the Operating System based on current directory information.

#### Security Policy

The second check is against the access rules, which restrict access to specific resources, and set security policy for mobile access. As described above, access permissions are determined by access rules associated with user group membership which are specifically designed for remote access applications. Access rules can be customized to restrict access by users and groups to:

- Machines
- Shares
- Files and Folders
- Web resources
- File types

Additionally, all requests must pass a sanity tests, (e.g. to exclude unacceptable resource descriptors or to test that a minimum set of requirements is met) which guard against certain intrusion attempts.

#### Publishing Rule

The third check is made with respect to publishing rules. Administrators must explicitly allow network resources to be made available to end users. In this way the risk of accidentally exposing sensitive resources is mitigated. Keep in mind that internal security policies (mentioned earlier)

override publishing rules, mistakenly providing access to an otherwise explicitly denied resource (or user) will not compromise the system.

#### Windows and Novell Security Policies

Once a user logs in to Mobile Documents™ they are subject to all of the security constraints implemented at the Intranet level. In this way a Microsoft Security Policy will affect and constrain a Mobile Documents™ user as if the user were accessing the Intranet locally.

#### Windows and Novell ACLs

At no point will Mobile Documents grant a user access to something they do not have sufficient rights to access. Mobile Documents™ honors all Microsoft Windows and Novell ACLs at both the share and folder level. These ACL (Access Control List) checks ensure that the end user will not be able to do something that they couldn't otherwise do from the office.

#### Application Layer Security Summary

The application security layer, with its multiple checks and balances, makes it very easy to lock down the mobile enterprise. Basic built-in sanity checks which cannot be overridden, ensure that relative path referencing, local paths, and certain other aberrant access types are not permitted to flow throughout the rest of the system. A failure at any one point along the sequence immediately invalidates a client request and is logged to a special security log.

The entire secure channel ultimately provides a level of data and application control that facilitates only the operation of Mobile Documents™, but no other applications.

#### Handheld Level Security

The Blackberry™ Wireless Handheld is provides an inherently secure operating environment and Mobile Documents™ leverages and enhances this inherent security. Mobile Documents™ provides the following security features on Blackberry™ and other handhelds

File downloading is disabled by default. If administrators choose to enable downloading in both the server-wide security policy, and specific publishing rules, then clients may store information on their PDA. Security policies and publishing rules can restrict downloading to documents deemed safe for transfer to a PDA.

Unless downloading is enabled, at no time is sensitive data ever stored on the handheld, a SIM card, or other portable storage device.

All e-mail messages sent using Mobile Documents are sent from within the corporate intranet, and do not travel over the air. When used in conjunction with Microsoft Exchange, Mobile Documents acts as if the user sent an email message from their desk, even leaving a copy of the outgoing message in the user's 'Sent Items'.

Mobile Documents honors the automatic lock-out during periods of inactivity that is provided by the Blackberry™.

Mobile Document provides an independent automatic lockout so that Mobile Document will become locked after a period of inactivity.

Optionally, transferred of data from an external source can be restricted or disabled. This provides immunity to Bluetooth born viruses and worms, and protects against MIDP and handheld based Trojans.

#### Security Model

Security is approached from three distinct levels. The first is the data transfer level, the second is the application level, and the third is the handheld level.

Data transfer level: traffic may be susceptible to monitoring, and where worms, viruses, and attackers may attempt to

gain a remote point of entry, ensure that a secure tunnel is created and maintained from the handheld directly to the Enterprise.

Application level security: a policy based approach to ensure sensitive data never leaves the office and that only operation deemed "safe" from a mobile device are possible. Mobile VPN technology must ensure that users cannot accidentally distribute, remove or otherwise tamper with sensitive information and other network resources.

Handheld level: the mobile VPN must be able to effect changes immediately, even if the handheld is turned off. This provision is necessary to ensure that stolen or misplaced assets can be disabled immediately, and sensitive information is not left behind.

These three levels provide a secure channel between the Blackberry™ and the Intranet, and a secure platform through which to operate.

Multilayer security access features mean that access can be restricted to any network resources, for any use, be it Novell, SharePoint, Windows, or some other document management system

Emails sent using Mobile Documents are routed internally, just as if they were sent from a desktop sitting in the office.

Existing security infrastructure, like content scanners, and ACLs will also work with Mobile Documents.

Thus, systems and methods according to embodiments of the present invention are provided that delivers a secure channel to the enterprise network that facilitates mobile document access while reducing risk of exposure of the corporate network to external threats. Enterprise security management features allow administrators to control mobile user access to network resources.

Advantageously, extensive logging allows for continuous auditing of many aspects of deployment. Full access traces and security notification permit the administrator to closely monitor activity.

By leveraging existing infrastructure, embodiments of the invention can integrate seamlessly with the mobile enterprise while providing an enhanced level of security and access control. If required, rules may be implemented so that sensitive data is never stored on the handheld, and data transfers (such as file management, and e-mail attachments) do not travel over-the-air. Existing security infrastructure is applied to mobile user.

A proprietary protocol ensures existing security threats, such as worms and viruses, do not hijack or tunnel through the secure Mobile Documents™ channel. Mobile Documents allows mobile users to securely view, email, fax, download and manage documents located in SharePoint, Novell Teaming+Conferencing, both Microsoft and Novell File servers, WebDAV, and document management systems. Thus, much of the functionality of the desktop is transferred over to the handheld.

Resources of many different types may be supported and interfaced to the mobile user's device, for example:

MS Sharepoint Lists

Novell Teaming+Conferencing

ACOM

Exchange, Exchange Public Folders, Exchange Delegate Folders

WebDAV

Many EDM and DMS

Other capabilities for example include mobile access to third party web portals, e.g. Paper IQ, by passing credentials from a handheld to the Paper IQ server, or other hosted webserver.

## Example: Sharepoint Integration

Beneficially, this integration of multiple resource types enables a mobile user to perform many operations that were no previously available to mobile users. For example, Sharepoint provides a document repository, process workflow, collaboration. A user may send someone an email containing a link to a file from an application such as SharePoint, permitting the recipient to click on the link in his or her Blackberry™ email, and open the document up almost instantly. The user may access almost any list in SharePoint and navigate and search through contacts, access attachments and document libraries Nothing is cached or replicated so mobile users always have access to the most up to date information in SharePoint.

Whether using Sharepoint or other applications/environments, documents may be emailed as attachments, or with links to allow download of files for editing on the phone or on a laptop, copying files to other servers internally, and collaborating with co-workers regardless of location. Preferably, full fidelity document viewing provides for fonts, charts, graphics, and spreadsheets to appear as they would from a PC.

As other examples, rules may similarly be established to allow a mobile user to perform many other tasks such as:

Access links to documents in email, just like on a desktop.

Access SharePoint documents directly and securely.

Access Exchange Public or Delegate folders from a Blackberry™.

Search an Exchange inbox for an older item.

Access files on a network file server (e.g. U:, T:, Z: or and other common network drives).

Use Novell's newest collaboration tool, Novell and Teaming+Conferencing, from the Blackberry™.

View documents in full fidelity, just like on a desktop.

View an attachment to a meeting in an Exchange folder.

Mobile access to ACOM's EZContent Manager to manage, download, fax email and view enterprise documents

Beneficially, the Mobile Documents middleware may be installed and operated without changes to Domain controllers, eDirectory, or BES. Existing users, groups, policies remain intact without any modification.

File transfer not restricted to file type, e.g. may be adapted to work with many common file types: pdf, MS Word, Excel, Powerpoint, Wordpad, rtf, jpeg, and other known file types. Download of files is preferably and, optionally, enabled by an administrator. Editing may be provided through third party applications. If files are downloaded they may be transferred and edited on laptop or desktop.

Mobile Documents Server, does not require a dedicated server, and may run in virtual environments. For example the Mobile Documents middleware may reside on the BES or on a separate server. Multiple Mobile Documents servers may be provided for load sharing and load balancing. The server hosting Mobile Documents may be located almost anywhere in the network. Multiserver mode, load balancing, geographic data routing and fail safe redundancy are supported.

## Other Features:

## Containers

Rules allow administrators to set rules base on Boolean evaluation or associations of group memberships (e.g. Bob is a member of Group A AND (Group B OR Group C); Bob is a member of Group A AND NOT Group C. Accessible resources may be displayed in containers including resources associated with membership of a particular group,

e.g. so that a user is aware of which resources other members of the same group can see or otherwise access.

## Tokens

If for example a user has multiple IDs, an ID token may be used to indicate the type of authentication and a resource may include information describing what kind of ID is required to access a resource, or perform an operation or action. ID Tokens may require credentials from another source, and be managed from a central source.

## Proprietary Protocol

To manage access to multiple types of resources, the protocol for communicating resource information between the client and server must be robust enough to define many different types of resources in a standardized format. For example, some resources have a hierarchical file system, whereas a database may have a relational data structure. Consequently the protocol provides a way of representing different types of resources in a common format for transmission of information between the server and the device. It is translated into a common language, and presentation of information to the user through an appropriate user interface on the mobile handheld device. For example, the interface may display information such as a resource description, a name to be displayed, what picture to display, and actions, i.e. what can be done with the resource

## Resource Trust Verification

Every resource, no matter how it is accessed is put through a strict set of checks to help prevent fraud, enforce corporate and legal policy. This validation step reduces risk of phishing and other malicious activities

The user ID and link information are checked to see if the link is an allowed resource and if the resource resides on a trusted list. In response a yes/no decision is made to determine if the resource may be shown and/or accessed. For example, a response may be sent to the requestor to indicate whether or not the resource is on a trusted list, allowing the user to select the next action, or if the resource is on a trusted list, the resource may be displayed or requested information sent directly to the requestor.

Since management of security is focused in the server and through section 2 Rules, there is no need for a security audit for each and no need for knowledge of each application.

## Multiple Resource Types

While the embodiment described above provides a comprehensive range of features supporting multiple directory types and multiple resources types, in some applications a simplified version for accessing a subset of resources or only one directory type may be acceptable. However, advantageously, support is provided for multiple resource types, overcoming limitations of alternative solutions, which support only one type of resource, e.g. Windows file servers, but which cannot support other resource types.

## Multiple Directory Types

Although most organizations use only one directory type, preferably, multiple types of directories are supported, and an initial step queries for a directory type, and then provides for translation of directory information into a common standardized format. Thus one version of the application may be implemented universally for most common directory types.

## Access Rules

Mobile documents defines rules for access and for actions with respect to each type of resource or subset of resources. Rules may be set dependent on other data such as location (e.g. from GPS) &/or time of day (local time or server time) received from the server, or mobile device or other sources. Thus rules may be dynamically determined. As mentioned

above any changes to user group memberships, or other attributes stored in a directory are applied in real time. Where synchronization is enabled, or is a permitted operation, up to date information may be exchanged with the mobile device to ensure a user has access to current documents, contacts, or other information. Thus, if a resource is temporarily unavailable, a user has a recently updated copy of the information on the mobile.

While the term "user" in the above description refers to a person, the user may more generally be any entity such as an individual or a device, for example identified by a unique profile or description of a device, a geographic location, or a temporal descriptor. A mobile device may be any communication device, such as laptop with wireless connection, PDA, Blackberry™, or for example a car computer or other communications device in a vehicle, or other managed corporate resource.

In a multi-domain environment, beneficially an access or publishing rule may include a network identifier associated with a network resource to indicate which network domain a resource belongs to. An identification or authentication token may also be used since a user authenticated in one domain may require re-authentication in another domain.

Mobile documents is not capable of overriding existing network security, so all of Windows, Novell and SharePoint ACLs will still take effect

#### INDUSTRIAL APPLICABILITY

A scalable and flexible solution is provided comprising a system and method for managing mobile access to enterprise network resources. Users may securely view, email, fax, download, modify and upload, or otherwise manage documents located in their office, including documents in Novell and SharePoint, directly from their Blackberry™ smart phone or other mobile wireless handheld device.

Thus, mobile professionals, travellers, emergency workers, who need access to their documents and files from anywhere are provided with full mobile document access. Users may have access to all documents as if they were sitting in their office. Alternatively, for business or security reasons, IT administrators may restrict access to allow access to only a subset of resources for mobile users.

Administrators have extensive control over an organization's mobile environments, and the system is easily and rapidly deployed. Two factor encryption and multilayered policy based security models, application level access control, directory integration and enterprise security management may be provided.

Although embodiments of the invention have been described and illustrated in detail, it is to be clearly understood that the same are by way of illustration and example only and not to be taken by way of limitation, the scope of the present invention being limited only by the appended claims

The invention claimed is:

**[1]** A method for managing user access from a wireless mobile device to a plurality of network resources comprising documents and files within an enterprise network, wherein the enterprise network comprises a security infrastructure for managing internal user access from within the enterprise network according to an internal access policy, and wherein for access from a wireless mobile user device the method comprises the steps of:

determining group membership of a user based on a user ID and attributes of the user, each group having asso-

ciated therewith a set of resources and associated operations for members of the group;  
determining access rules for the user based on each group membership of the user;  
generating a list of accessible resources and associated operations for the user based on said access rules; and making said list available to a subsequent process for performing an operation on an accessible resource in accordance with said access rules comprising one or more of displaying and otherwise interfacing said resource to the user for one or more of read, write, execute, modify, delete, email, download, and synchronize operations.]

**2.** The method according to claim **[1]** 5, wherein said network resources comprise network resources of different resources types, and comprising generating said list of accessible resources and operations for the user comprising accessible resources of a plurality of different resource types.

**3.** The method according to claim **[1]** 5, further comprising an initial step of receiving from a user credentials comprising a user ID, and authenticating the user.

**[4.** The method according to claim **1**, further comprising retrieving directory information associated with said user to obtain attributes of the user associated with said user ID.]

**5.** [The method according to claim **4**, further comprising:]  
*A method for managing network resource accessibility of user access from a wireless mobile device to securely interoperate with a plurality of network resources comprising documents and files within an enterprise network, wherein the enterprise network comprises a security infrastructure for managing internal user access from within the enterprise network according to an internal access policy, and wherein, for the user access from the wireless mobile user device, the method comprises the steps of:*

*determining group membership of the mobile user based on a user ID and attributes of the mobile user, each group having associated therewith a set of resources and associated operations for members of the group; determining filterable access rules for the mobile user based on each group membership of the mobile user; generating a list of accessible resources and of associated operations for the mobile user based on said access rules;*

*making said list available to a subsequent process for performing an operation on an accessible resource in accordance with said access rules comprising one or more of displaying and otherwise interfacing said accessible resource to the mobile user for one or more of read, write, execute, modify, delete, email, download, and synchronize operations to thereby provide secure interoperation from the mobile device to said accessible resource, and wherein access by the wireless mobile device is direct and real time;*

*retrieving directory information associated with said user to obtain attributes of the user associated with said user ID; and*

*before retrieving the directory information, determining an applicable directory type of a set of possible directory types, and after retrieving said directory information, re-encoding said directory information to a desired format.*

**6.** The method according to claim **[1]** 5, further comprising initiating an operation on an accessible resource in accordance with said access rules.

7. The method according to claim **[1]** 5, further comprising performing a requested operation on a selected accessible resource.

8. The method according to claim **2**, further comprising delivery of the list of accessible resources and operations to the wireless mobile device.

9. The method according to claim **8**, wherein delivery of the list of accessible resources and operations to the user comprises presenting the list of accessible resources and operations to the user via a user interface of the wireless mobile device.

10. **[The method according to claim **9**, further comprising presenting to the user a list of accessible resource types, and]** *A method for providing secure user access from a wireless mobile device to interoperate with discrete ones of a plurality of network resources comprising documents and files within an enterprise network, wherein the enterprise network comprises a security infrastructure for managing internal user access from within the enterprise network according to an internal access policy, and wherein for access from a wireless mobile user device the method comprises the steps of:*

*determining group membership of the mobile user based on a user ID and attributes of the mobile user, each group having associated therewith a set of resources and associated operations for members of the group; determining filterable access rules for the mobile user based on each group membership of the mobile user; generating a list of accessible ones of the plurality of resources and of associated operations for the mobile user based on said access rules;*

*making said list available to a subsequent process for performing an operation on the accessible ones of the plurality of resources in accordance with said access rules comprising one or more of displaying and otherwise interfacing said accessible resource to the mobile user for one or more of read, write, execute, modify, delete, email, download, and synchronize operations, and wherein access by the wireless mobile device is direct and real time;*

*wherein the plurality of network resources network comprise network resources of different resources types, generating said list of accessible resources and operations for the user comprising the accessible resources from the plurality of different resource types;*

*delivering the list of the accessible resources and operations to the wireless mobile device, wherein delivery of the list of accessible resources and operations to the user comprises presenting the list of accessible resources and operations to the user via a user interface of the wireless mobile device; and*

*receiving a user selection or validation of **[a]** the resource type before presenting the list of accessible resource and operations.*

11. The method according to claim **9**, wherein presenting the list of accessible resources and operations comprises presenting an indication or description of a resource type associated with an accessible resource.

12. The method according to claim **9**, wherein presenting comprises graphically displaying said list on the mobile device.

13. The method according claim **[1]** 5, further comprising validating one or more of an accessible resource, operation, or resource type before subsequent processing thereof.

14. The method according to claim **8**, further comprising a step of validating an accessible resource and/or operation in response to a request from a user before subsequent processing thereof.

15. The method according to claim **9**, further comprising initiating a process to respond to a request from the user for an operation on an accessible resource in accordance with access rules.

16. The method according to claim **15**, further comprising responding to a request from the user for an operation on an accessible resource comprising one or more of displaying and otherwise interfacing said resource to the user for one or more of read, write, execute, modify, delete, email and download and synchronize.

17. The method according to claim **15**, further comprising responding to a request from the user for an operation on a resource by blocking or denying access to said resource.

18. The method according to claim **[1]** 5, wherein said access rules are determined for a user based on a Boolean evaluation of rules for a plurality of group memberships of the user.

19. The method according to claim **[1]** 5, further comprising receiving additional data from at least one of the **[system]** enterprise network and the mobile device, and wherein said access rules are determined based on said additional information.

20. The method according to claim **[1]** 5, wherein said access rules are determined dynamically based on at least one of one of a date and time of day and a location of the mobile device or a combination thereof.

21. The method according to claim **[1]** 5, wherein each access rule comprises a membership list and a resource and/or operations list.

22. The method according to claim **21**, wherein a membership list comprises a high level descriptor defining criteria for who may access associated resources and operations.

23. The method according to claim **21**, wherein a resource and/or operations list comprises high level descriptors of resources and/or operations.

24. The method according to claim **[1]** 5, wherein said access rule comprises a high level descriptor of one or more of a membership group, a resource, and an associated operation.

25. The method according to claim **[1]** 5, further comprising determining group membership of a user based on a token associated with said user ID.

26. The method according to claim **9**, wherein displaying said list of accessible resources and operations comprises displaying said list arranged by containers, each container containing a listing of resources and/or operations associated with a respective group membership.

27. The method according to claim **9**, wherein displaying said list of accessible resources and operations comprises displaying said list by arranged by resource type.

28. **[The method according to claim **6]**** *A method for securely managing user access from a wireless mobile device to interoperate with ones from among a plurality of network resources comprising documents and files within an enterprise network, wherein the enterprise network comprises a security infrastructure for managing internal user access from within the enterprise network according to an internal access policy, and wherein, for access from the wireless mobile user device, the method comprises the steps of:*

*determining group membership of the mobile user based on a user ID and attributes of the mobile user, each*

25

*group having associated therewith a set of resources and associated operations for members of the group; determining filterable access rules for the mobile user based on each group membership of the mobile user; generating a list of accessible resources to the mobile user from among the plurality of network resources and of associated operations for the mobile user based on said access rules;*

*making said list available to a subsequent process for performing an operation on the accessible resource in accordance with said access rules comprising one or more of displaying and otherwise interfacing said accessible resource to the mobile user for one or more of read, write, execute, modify, delete, email, download, and synchronize operations, and wherein access by the wireless mobile device is direct and real time;*

*initiating an operation on the accessible resource in accordance with said access rules; and*

wherein *the* accessible resources are indexed with an indicator of one or more of resource type, other descriptor and selection criteria, [and] performing an operation on [a] *the* list of accessible resources comprises performing an operation selectively on resources indexed with a specific indicator.

**[29.** A client server system for managing access to a plurality of network resources comprising documents and files within an enterprise network from a wireless mobile device, wherein the enterprise network comprises a security infrastructure for managing internal user access according to internal access policies, and the client server system comprises:

a server within the enterprise network for managing wireless mobile access by performing the steps of:

receiving identification from a user of a wireless mobile device;

retrieving from a directory attributes of said user based on a user ID of the user;

determining group membership of the user based on said user ID and said attributes, each group having associated therewith a set of access rules defining accessible resources and associated permitted operations for members of the group;

resolving access rules for the user based on group membership and generating a list of accessible resources and operations for the user based on said access rules; and making said list available for subsequent processing comprising one or more of displaying and otherwise interfacing said resource to the user for one or more of read, write, execute, modify, delete, email, download, and synchronize operations.]

**[30.** The client server system according to claim 29, wherein said steps further comprise authentication of the user.]

**[31.** The client server system according to claim 29, wherein said steps further comprise delivery of the list of accessible resources and operations to a client in the wireless mobile device.]

**[32.** The client server system according to claim 29, further comprising a client in the wireless mobile device for displaying said list of accessible resources and operations.]

**[33.** The client server system according to claim 32, wherein said client in the wireless mobile device comprises: an interface for presenting to a user a list of accessible resources of different resource types.]

26

**[34.** The client server system according to claim 33, wherein said client further comprises an interface for presenting to the user permissible operations associated with each accessible resource.]

**[35.** A system comprising an access control layer for an access server managing mobile user access to network resources comprising documents and files within an enterprise network comprising processing means for performing the steps of:

determining group membership of a user based on a user ID and attributes of the user, each group having associated therewith a set of resources and associated operations for members of the group;

determining access rules for the user based on each group membership of the user;

generating a list of accessible resources and associated operations for the user based on said access rules; and making said list available to a subsequent process for performing an operation on an accessible resource in accordance with said access rules comprising one or more of displaying and otherwise interfacing said resource to the user for one or more of read, write, execute, modify, delete, email, download, and synchronize operations.]

**[36.** The system according to according to claim 35, wherein said network resources comprise network resources of different resources types, and comprising generating said list of accessible resources and operations for the user comprising accessible resources of a plurality of different resource types.]

**[37.** [The system according to claim 36, further comprising] *A system comprising an access control layer for an access server managing secure mobile user access from a mobile device to interoperate with network resources comprising documents and files within an enterprise network, comprising processing means for processing non-transitory computing code for performing the steps of:*

*determining group membership of the mobile user based on a user ID and attributes of the user, each group having associated therewith a set of resources and associated operations for members of the group;*

*determining filterable and modifiable access rules for the user based on each group membership of the user;*

*generating a list of real time accessible resources and associated operations for the user based on said access rules;*

*making said list available to a subsequent process for performing an operation on an accessible resource in accordance with said access rules comprising one or more of displaying and otherwise interfacing said resource to the user for one or more of read, write, execute, modify, delete, email, download, and synchronize operations;*

*wherein said network resources comprise network resources of different resources types, generating said list of accessible resources and operations for the user comprising accessible resources of a plurality of different resource types;*

generating a list of types of the accessible [resource types,] resources; and receiving a user selection or validation of a resource type before generating the list of accessible resources and operations.

**[38.** The system according to claim 36, wherein the list of accessible resources comprises an indication or description of a resource type associated with an accessible resource.

**[39.** A non-transitory computer readable medium comprising executable program instructions for carrying out a method of managing user access to a plurality of network resources comprising documents and files within an enterprise network from a wireless mobile device, by steps 5 comprising:

determining group membership of a user based on a user ID and attributes of the user, each group having associated therewith a set of resources and associated operations for members of the group; 10

determining access rules for the user based on each group membership of the user;

generating a list of accessible resources and associated operations for the user based on said access rules;

making said list available to a subsequent process for 15 performing an operation on an accessible resource in accordance with said access rules comprising one or more of displaying and otherwise interfacing said resource to the user for one or more of read, write, execute, modify, delete, email, download, and synchro- 20 nize operations.]

**[40.** The non-transitory computer readable medium according to claim **39**, wherein said steps further comprise performing a requested operation on a selected accessible resource.] 25

\* \* \* \* \*