



US00RE46801E

(19) **United States**
(12) **Reissued Patent**
Sohn et al.

(10) **Patent Number:** **US RE46,801 E**
(45) **Date of Reissued Patent:** **Apr. 24, 2018**

(54) **PORTABLE COMPUTER**

Primary Examiner — Phillip S Hyder

(71) Applicant: **Samsung Electronics Co., Ltd.**,
Suwon-si (KR)

(74) *Attorney, Agent, or Firm* — McAndrews Held &
Malloy, Ltd.

(72) Inventors: **Donghoon Sohn**, Seoul (KR); **Anders**
P. Jensen, Charlottenlund (DK)

(57) **CLAIM**

(73) Assignee: **SAMSUNG ELECTRONICS CO.,**
LTD., Suwon-si (KR)

The ornamental design for a portable computer, as shown
and described.

(21) Appl. No.: **29/556,468**

(22) Filed: **Mar. 1, 2016**

DESCRIPTION

Related U.S. Patent Documents

Reissue of:

(64) Patent No.: **Des. 723,540**
Issued: **Mar. 3, 2015**
Appl. No.: **29/473,116**
Filed: **Nov. 19, 2013**

*Notice: More than one reissue application has been filed for
the reissue of U.S. Pat. No. D723,540. The reissue applica-
tions are application Ser. Nos. 29/556,105, which is an
application for reissue of U.S. Pat. No. D723,540; 29/556,
459 and 29/556,468, which are each a continuation reissue
of application Ser. No. 29/556,105; and 29/581,288, which
is a divisional reissue of application Ser. No. 29/556,105.*

U.S. Applications:

(63) Continuation of application No. 29/556,105, filed on
Feb. 26, 2016, which is an application for the reissue
of Pat. No. Des. 723,540.

FIG. 1 is a top front perspective view of a portable computer
showing our new design;

FIG. 2 is a front view thereof;

FIG. 3 is a rear view thereof;

FIG. 4 is a [side view thereof] *left-side view thereof*;

FIG. 5 is [another side view thereof] *a right-side view
thereof*;

FIG. 6 is a top view thereof;

FIG. 7 is a bottom view thereof; [and,]

FIG. 8 is another top front *perspective* view thereof, with the
portable computer shown in an open position[.]; *and*

FIG. 9 is an enlarged view of the portion encircled in FIG.
1; *and*,

FIG. 10 is an enlarged view of the portion encircled in FIG.
5.

[The broken lines illustrating portions of the portable com-
puter are for environmental purposes only and form no part
of the claimed design.]

*The dashed broken lines in the drawings illustrate portions
of the portable computer that form no part of the claimed
design.*

(30) **Foreign Application Priority Data**

May 30, 2013 (KR) 30-2013-0028189

(51) **LOC (11) Cl.** **14-02**

(52) **U.S. Cl.**
USPC **D14/315**

(58) **Field of Classification Search**
USPC D14/315-327; D18/2, 7, 11

(Continued)

(56) **References Cited**


U.S. PATENT DOCUMENTS

5,987,704 A 11/1999 Tang
6,223,393 B1* 5/2001 Knopf G06F 1/1681
16/366

(Continued)

(Continued)

(AMENDED)



The dot-dash broken lines in the drawings encircle portions of the claimed design that are illustrated in enlargements and form no part of the claimed design.

1 Claim, 5 Drawing Sheets

Matter enclosed in heavy brackets [] appears in the original patent but forms no part of this reissue; matter printed in italics indicates the additions made by reissue.

(58) Field of Classification Search

CPC ... G06F 1/166; H04M 1/0214; H04M 1/0216; H04M 1/0237

See application file for complete search history.

(56) References Cited

U.S. PATENT DOCUMENTS

6,421,235 B2 * 7/2002 Ditzik G06F 1/1616
320/114
6,480,373 B1 * 11/2002 Landry et al. 361/679.06

D488,807 S * 4/2004 Ogasawara D14/318
D551,640 S * 9/2007 Wolf D14/138 AB
D591,283 S * 4/2009 Luminosu et al. D14/318
7,532,916 B2 * 5/2009 Lee H04M 1/0216
379/433.13
8,170,630 B2 * 5/2012 Murayama H04M 1/022
16/330
8,194,399 B2 * 6/2012 Ashcraft G06F 1/1626
257/59
D664,953 S * 8/2012 Hung D14/327
D675,199 S * 1/2013 Wen et al. D14/315
D682,818 S * 5/2013 Morisawa D14/315
D705,221 S * 5/2014 Hong D14/315
2006/0002068 A1 * 1/2006 Kim G06F 1/1616
361/679.27
2007/0117600 A1 * 5/2007 Robertson, Jr. H04M 1/0216
455/575.3
2008/0300031 A1 * 12/2008 Cho H04M 1/0216
455/575.3
2010/0232100 A1 * 9/2010 Fukuma F16G 13/18
361/679.01

* cited by examiner

FIG. 1
(AMENDED)




FIG.2
(AMENDED)




FIG.3
(AMENDED)




FIG.4
(AMENDED)

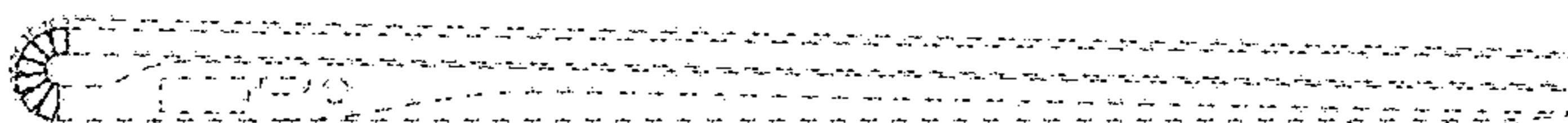


FIG.5
(AMENDED)




FIG.6
(AMENDED)




FIG.7
(AMENDED)




FIG.8
(AMENDED)




FIG.9
(NEW)

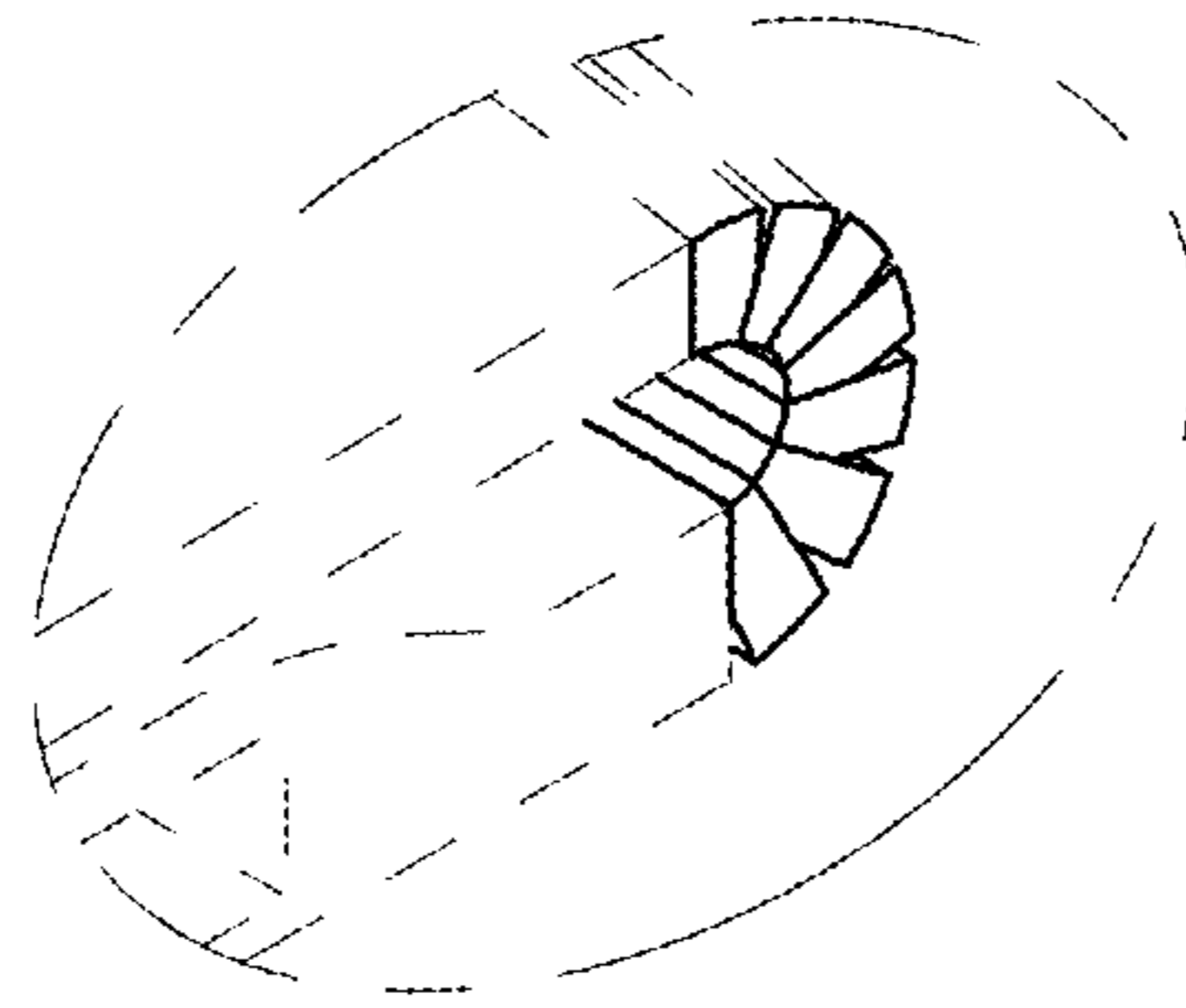


FIG.10
(NEW)

