



US00RE46579E

(19) **United States**  
(12) **Reissued Patent**  
**Gill**

(10) **Patent Number:** **US RE46,579 E**  
(45) **Date of Reissued Patent:** **Oct. 24, 2017**

(54) **ENCLOSURE FOR A PERITONEAL DIALYSIS DEVICE**

D393,314 S 4/1998 Meisner et al.  
5,938,634 A 8/1999 Packard  
D483,206 S 12/2003 Schweikarth  
D534,275 S 12/2006 Hayamizu

(71) Applicant: **DEKA Products Limited Partnership**,  
Manchester, NH (US)

(Continued)

(72) Inventor: **Matthew R. Gill**, Cambridge, MA (US)

OTHER PUBLICATIONS

(73) Assignee: **DEKA Products Limited Partnership**,  
Manchester, NH (US)

Ing et al., editors. *Dialysis: History, Development, and Promise*.  
Hackensack, NJ: World Scientific, 2012. 259-269.

(Continued)

(21) Appl. No.: **29/579,846**

*Primary Examiner* — Phillip S Hyder

(22) Filed: **Oct. 4, 2016**

(74) *Attorney, Agent, or Firm* — Wolf, Greenfield &  
Sacks, P.C.

**Related U.S. Patent Documents**

Reissue of:

(57) **CLAIM**

(64) Patent No.: **Des. 725,782**  
Issued: **Mar. 31, 2015**  
Appl. No.: **29/493,115**  
Filed: **Jun. 5, 2014**

The ornamental design for [a bottom panel of] an enclosure  
*for a peritoneal dialysis device*, as shown and described.

**DESCRIPTION**

(51) **LOC (10) Cl.** ..... **24-01**  
(52) **U.S. Cl.**  
USPC ..... **D24/169**

(58) **Field of Classification Search**  
USPC ..... D24/169, 186, 107, 108, 216, 219, 232  
CPC ..... A61M 1/284; A61M 1/282; A61M  
2209/084; A61M 2205/128  
See application file for complete search history.

FIG. 1 is a front, top, and right perspective view of the  
[bottom panel of an] enclosure *for a peritoneal dialysis  
device*, showing the new design;  
FIG. 2 is a front side elevational view thereof;  
FIG. 3 is back side elevational view thereof;  
FIG. 4 is a left side elevational view thereof;  
FIG. 5 is a right side elevational view thereof;  
FIG. 6 is a bottom plan view thereof;  
FIG. 7 is a front, bottom, left perspective view thereof; and,  
FIG. 8 is a back, bottom, right perspective view thereof.  
The broken lines represent unclaimed portions of the [bot-  
tom panel of an] enclosure *for a peritoneal dialysis device*  
and form no part of the claimed design.

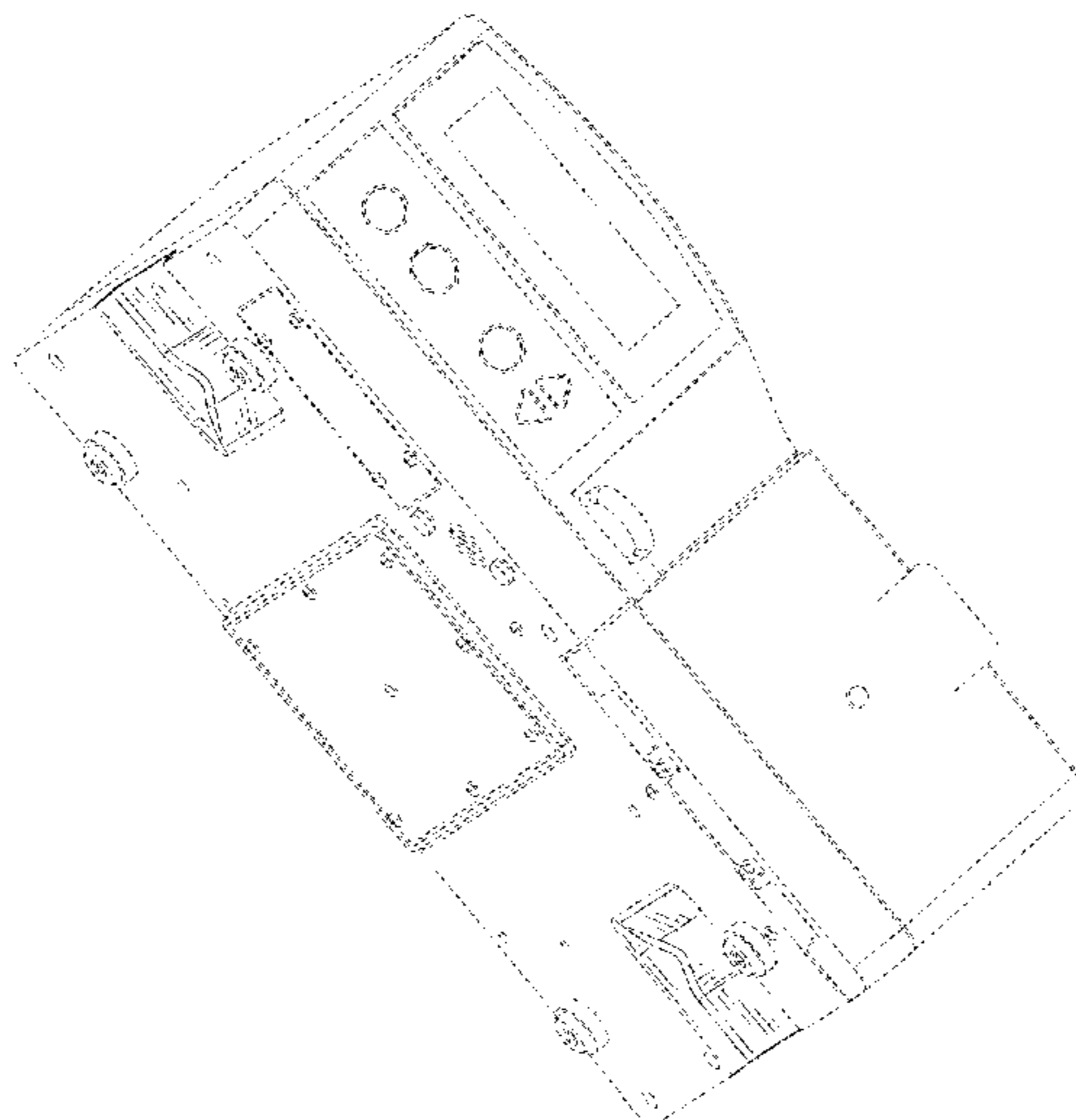
(56) **References Cited**

**U.S. PATENT DOCUMENTS**

D308,249 S \* 5/1990 Buckley ..... D24/169  
D341,890 S 11/1993 Sievert et al.  
5,350,357 A \* 9/1994 Kamen ..... A61M 1/28  
604/29  
D351,470 S \* 10/1994 Scherer et al. .... D24/169  
5,431,626 A 7/1995 Bryant et al.  
5,628,908 A 5/1997 Kamen et al.  
D386,634 S 11/1997 Daus

**1 Claim, 7 Drawing Sheets**

**Matter enclosed in heavy brackets [ ] appears in the  
original patent but forms no part of this reissue; matter  
printed in italics indicates the additions made by reissue.**



(56)

References Cited

U.S. PATENT DOCUMENTS

D556,910 S \* 12/2007 Reihanifam et al. .... D24/169  
 D565,157 S 3/2008 Bates  
 D565,178 S 3/2008 Tanaka  
 D596,719 S 7/2009 Chen  
 D609,350 S 2/2010 Hickey et al.  
 D627,470 S \* 11/2010 Hickey et al. .... D24/169  
 D637,293 S 5/2011 Hickey et al.  
 D639,930 S \* 6/2011 Collins et al. .... D24/107  
 D641,882 S 7/2011 Hickey et al.  
 D645,157 S 9/2011 Fallon et al.  
 D663,844 S 7/2012 McGill et al.  
 D675,727 S 2/2013 Collins et al.  
 D680,849 S 4/2013 Berger et al.  
 8,512,553 B2 8/2013 Cicchello et al.  
 8,720,913 B2 \* 5/2014 Fallon ..... B62B 3/02  
 280/47.35  
 D724,740 S 3/2015 Collins et al.  
 D724,741 S 3/2015 Collins  
 D724,742 S 3/2015 Johnson  
 D725,277 S 3/2015 Gill  
 D725,780 S 3/2015 Johnson  
 D725,781 S 3/2015 Collins  
 D725,782 S 3/2015 Gill  
 D745,646 S 12/2015 Schonherr et al.

D748,229 S 1/2016 Yoshioka  
 D750,764 S 3/2016 DeSocio  
 D755,394 S 5/2016 Collins et al.  
 D755,975 S 5/2016 Collins et al.  
 D757,272 S 5/2016 Distler et al.  
 2004/0156745 A1 \* 8/2004 Vandlik ..... A61M 1/0209  
 422/44  
 2004/0202561 A1 10/2004 Hershberger et al.  
 2008/0015490 A1 1/2008 Hershberger et al.  
 2009/0113335 A1 4/2009 Sandoe et al.  
 2009/0222119 A1 9/2009 Plahey et al.  
 2010/0087777 A1 \* 4/2010 Hopping ..... A61M 1/28  
 604/29  
 2013/0037142 A1 2/2013 Farrell  
 2014/0018728 A1 1/2014 Plahey et al.

OTHER PUBLICATIONS

Baxter Healthcare Corporation. HomeChoice: HomeChoice Pro APD Systems Patient At-Home Guide. N.p.: Baxter Healthcare Corporation, Oct. 12, 2009: i, sect.—p. 5-8, 5-10, 20-3, 20-5, 20-19. Photographs of HomeChoice Automated Peritoneal Dialysis System cyclers, Baxter Healthcare Corporation.  
 Photographs of HomeChoice Pro Automated Peritoneal Dialysis System cyclers, Baxter Healthcare Corporation.

\* cited by examiner

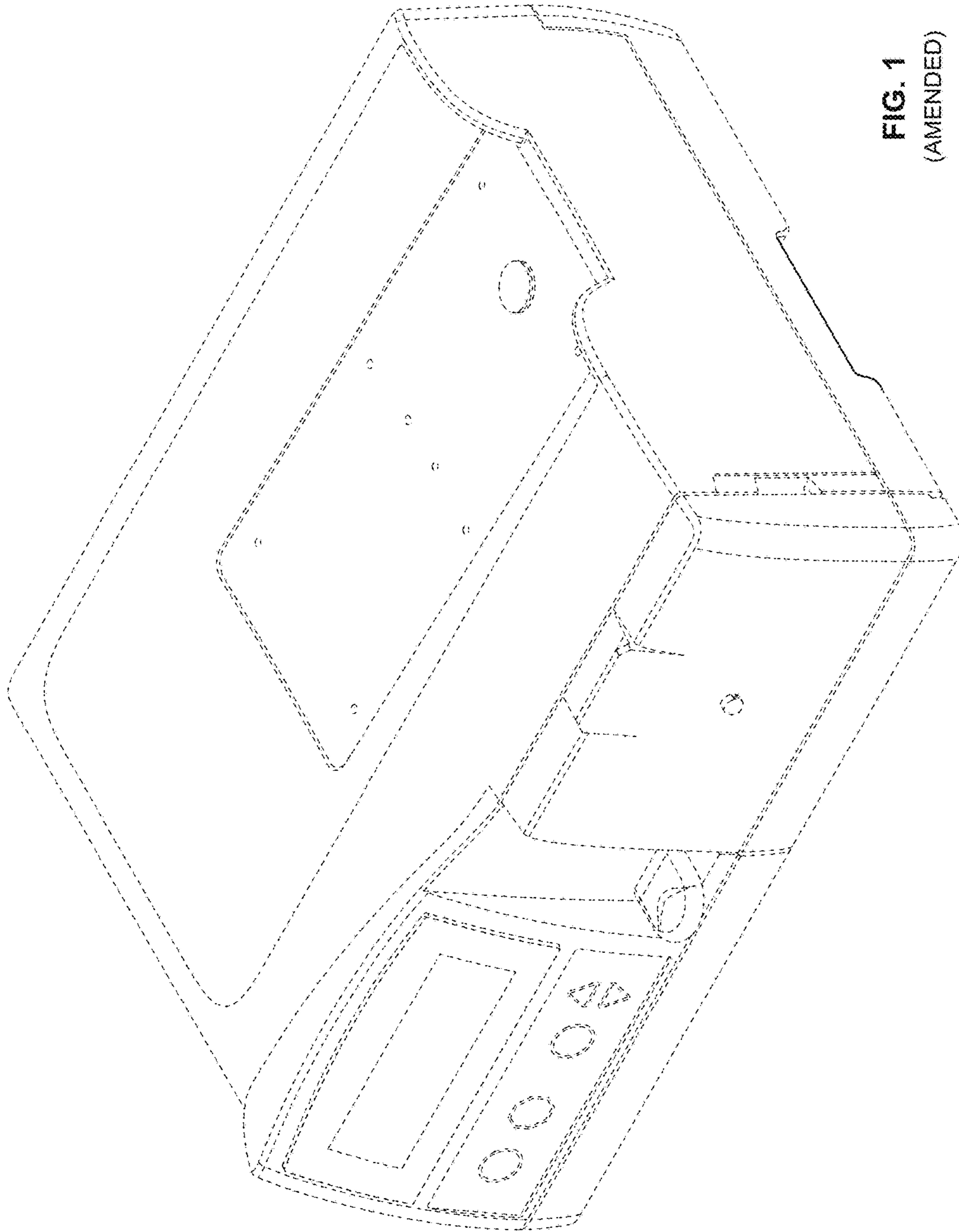
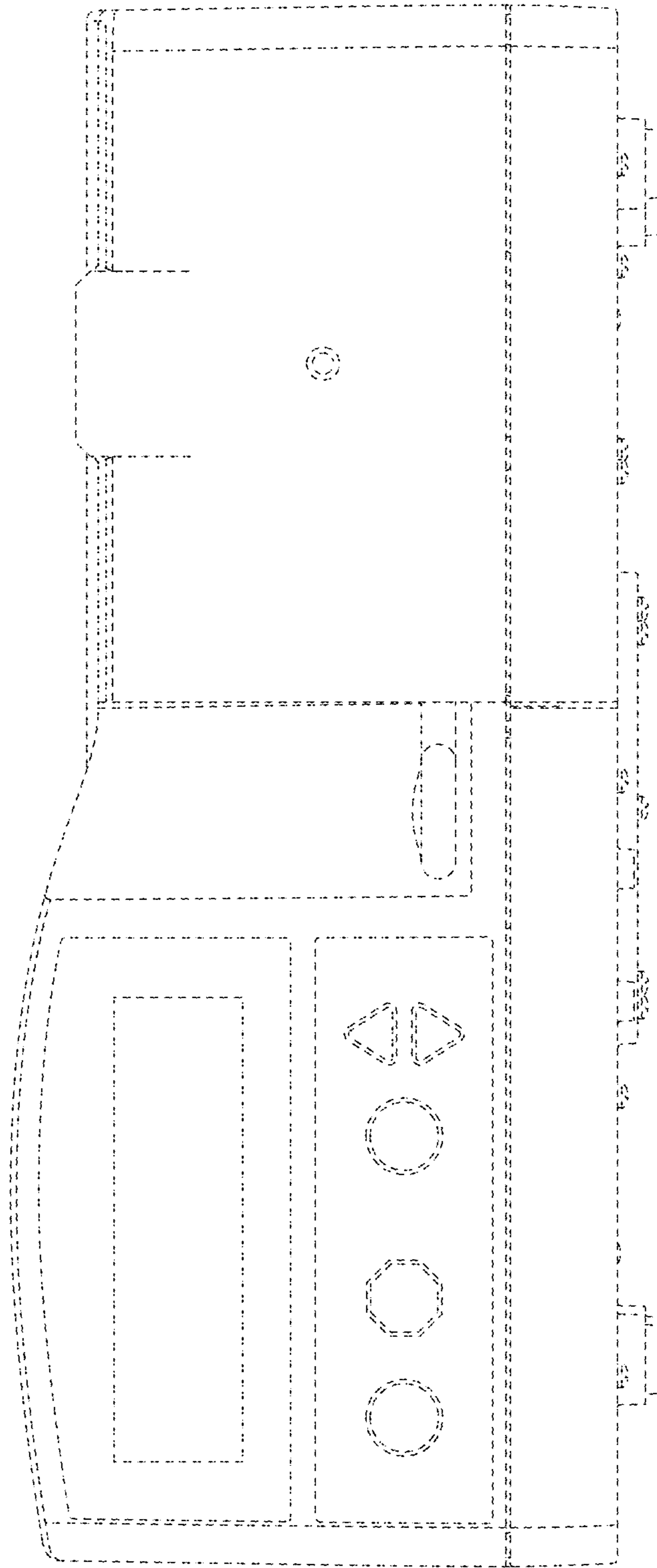
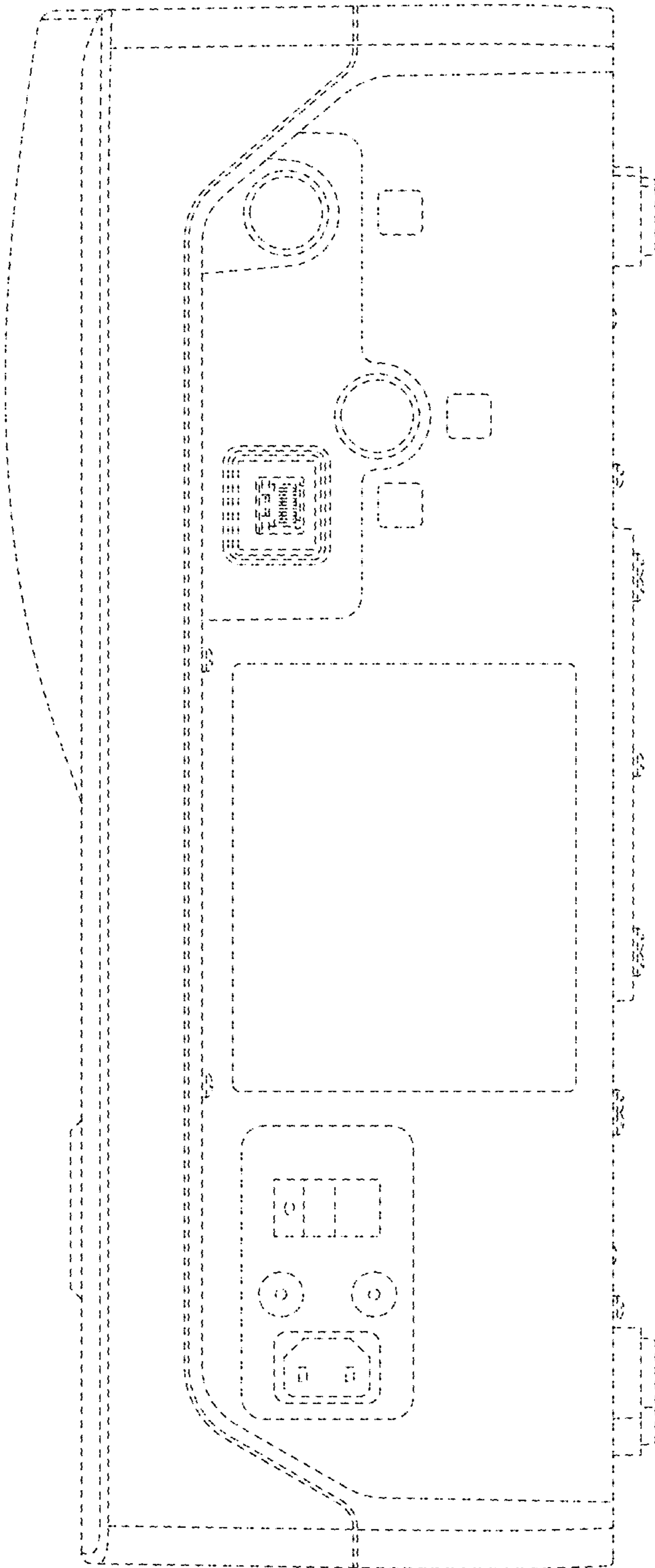


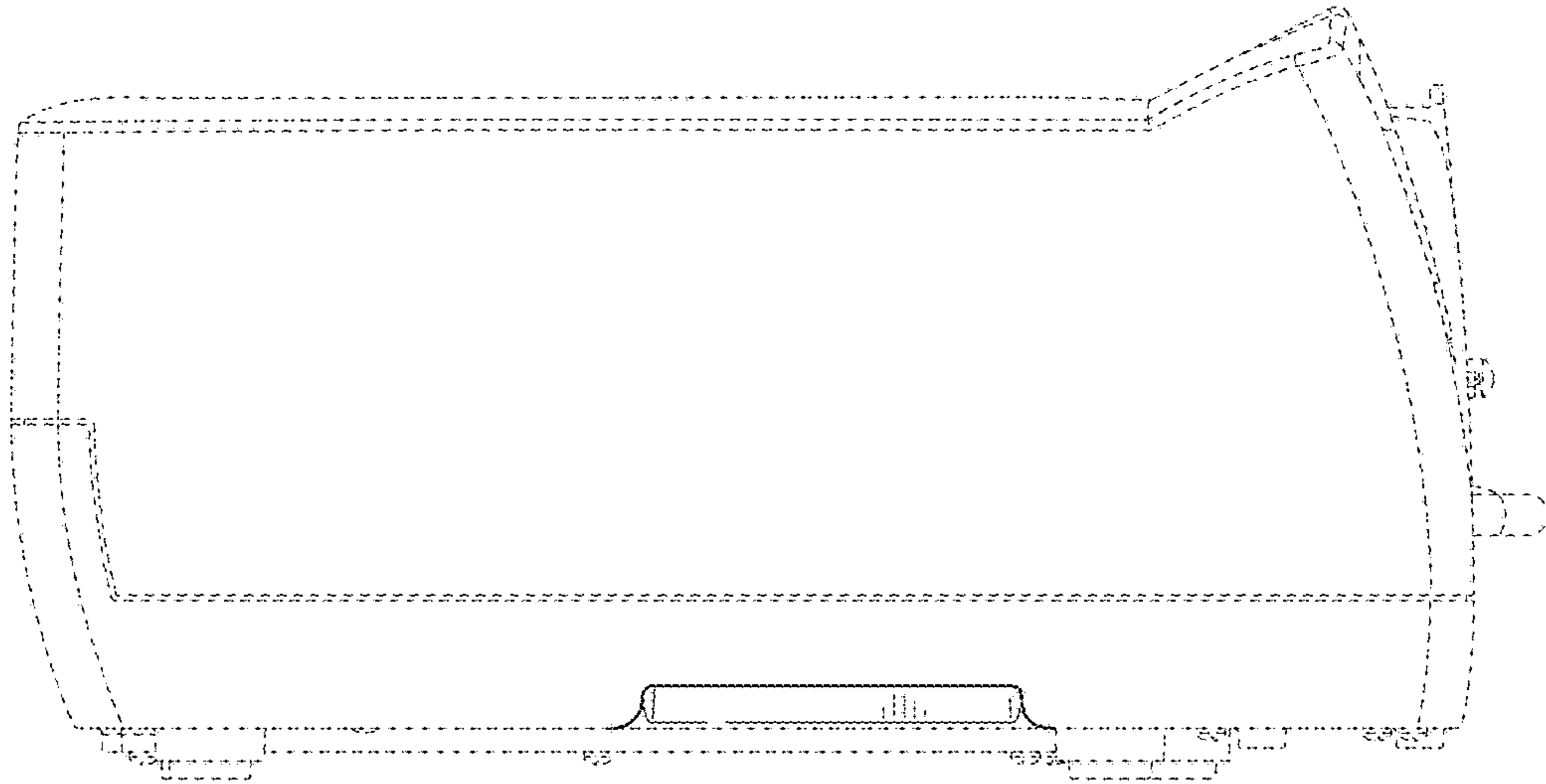
FIG. 1  
(AMENDED)



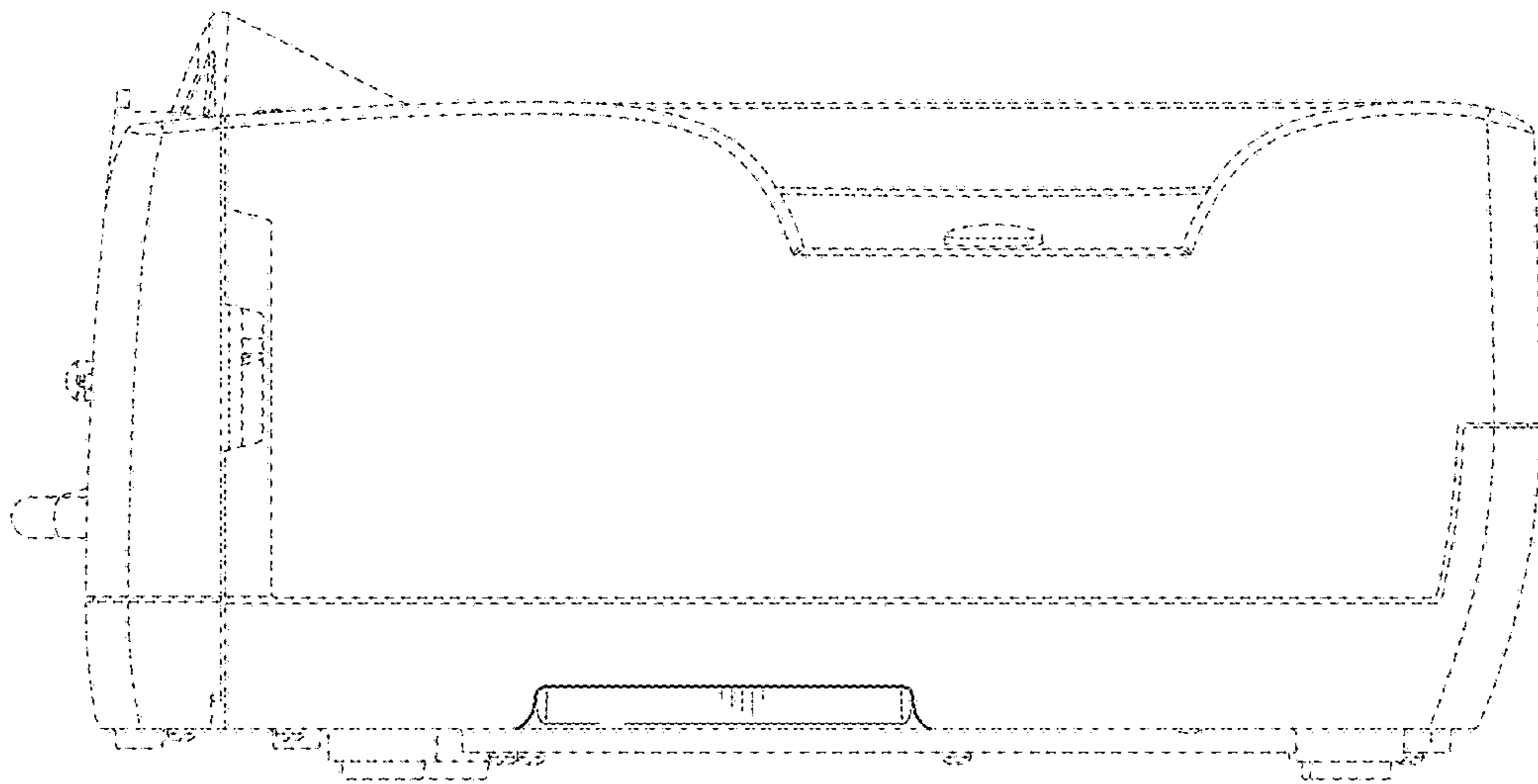
**FIG. 2**  
(AMENDED)



**FIG. 3**  
(AMENDED)



**FIG. 4**  
(AMENDED)



**FIG. 5**  
(AMENDED)

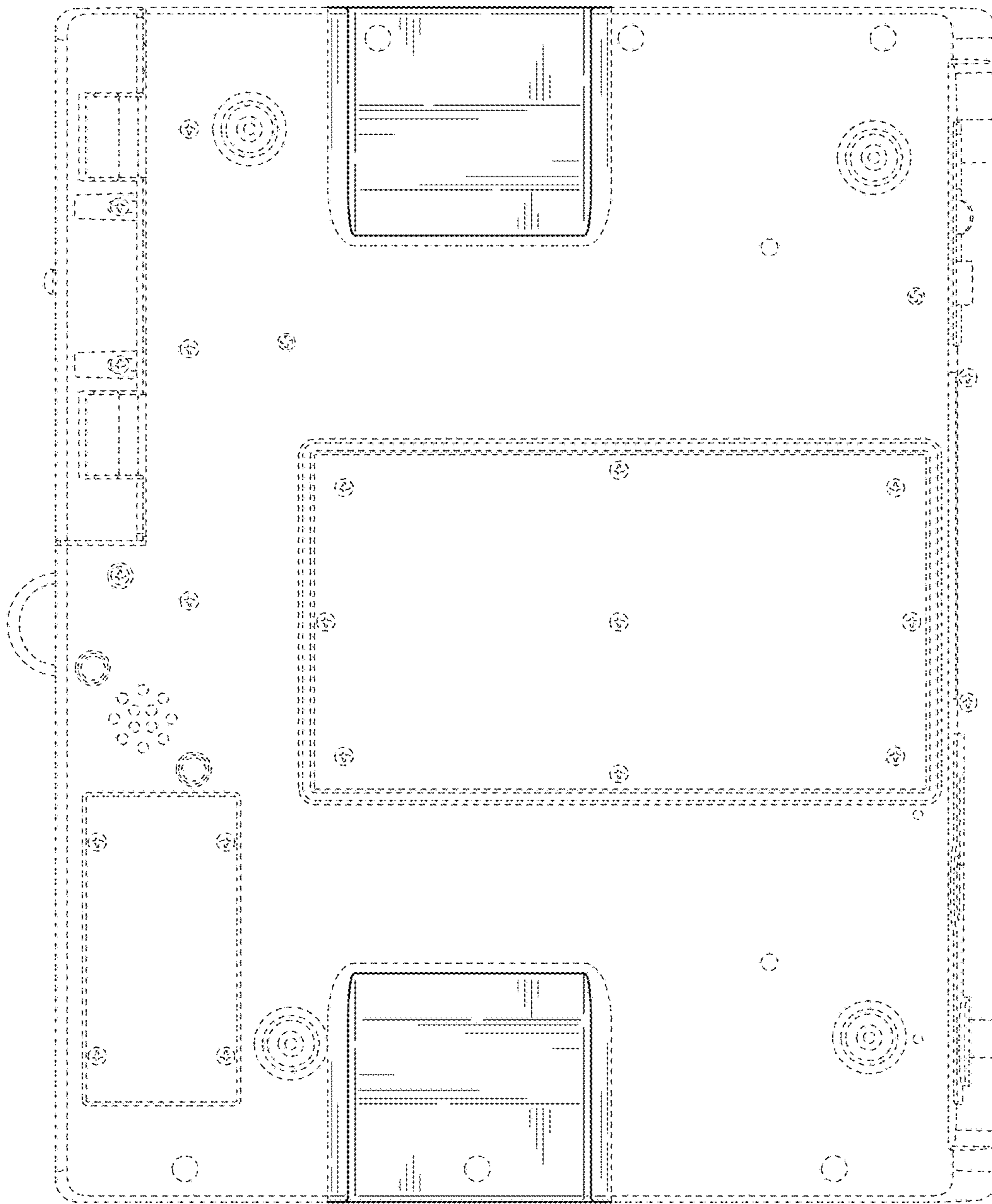
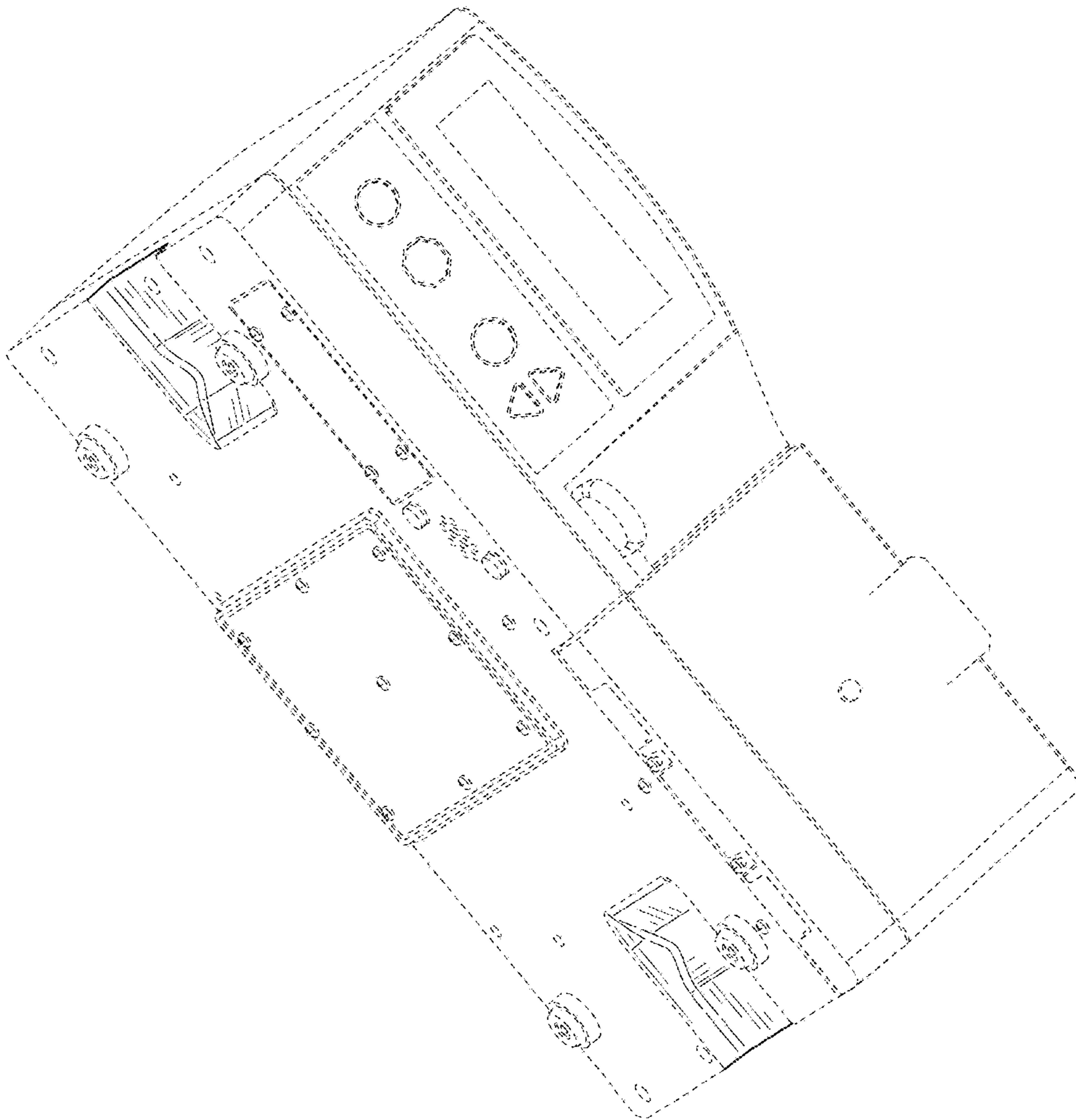
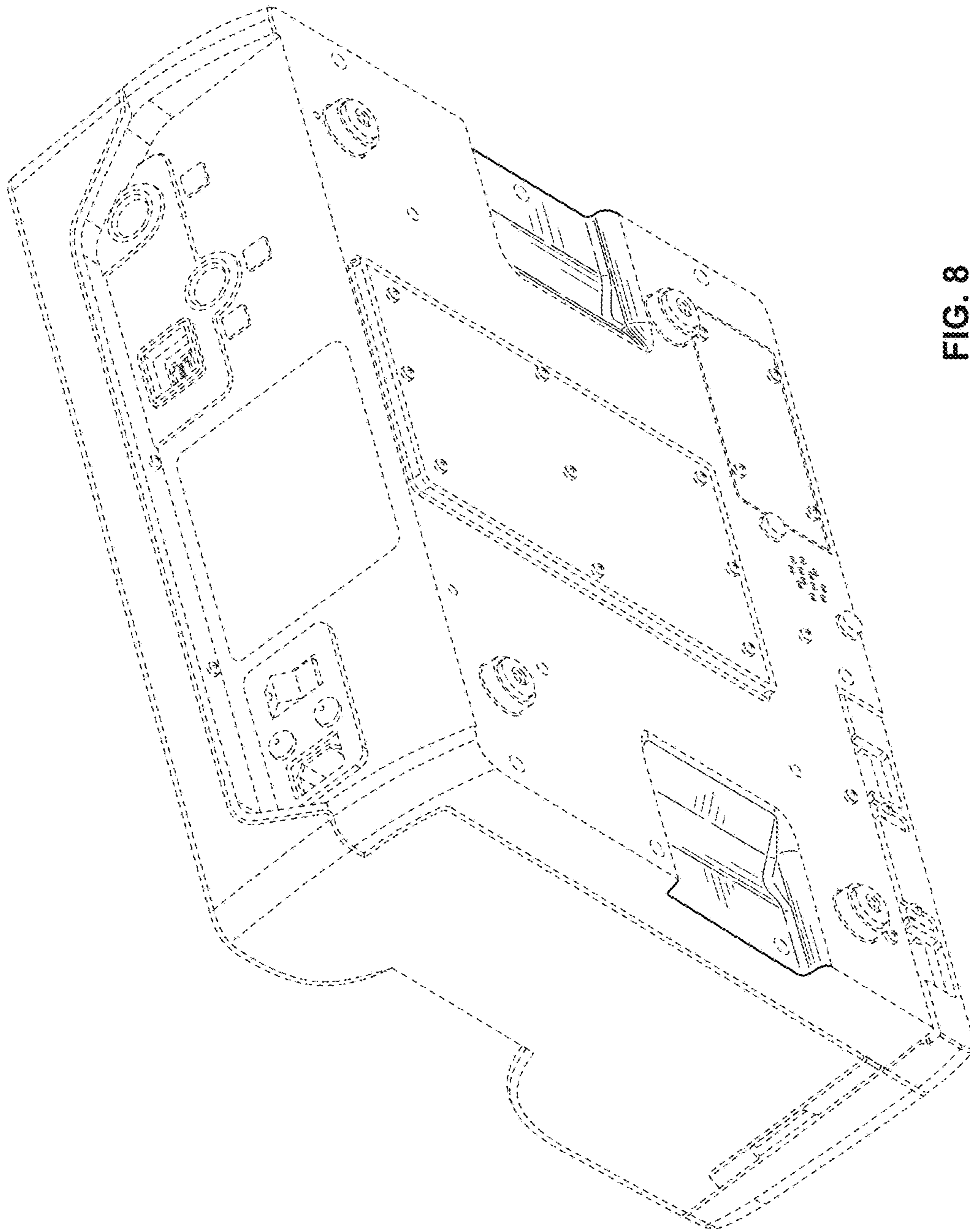


FIG. 6  
(AMENDED)



**FIG. 7**  
(AMENDED)





**FIG. 8**  
(AMENDED)