

US00RE46375E

(19) **United States**  
 (12) **Reissued Patent**  
**Inagaki et al.**

(10) **Patent Number: US RE46,375 E**  
 (45) **Date of Reissued Patent: Apr. 25, 2017**

(54) **6,7-UNSATURATED-7-CARBAMOYL  
 SUBSTITUTED MORPHINAN DERIVATIVE**

2005/0038061 A1 2/2005 Schutz et al.  
 2006/0052409 A1 3/2006 Kawai et al.  
 2009/0203723 A1 8/2009 Inagaki et al.

(71) Applicant: **SHIONOGI & CO., LTD.**, Osaka-shi,  
 Osaka (JP)

## FOREIGN PATENT DOCUMENTS

(72) Inventors: **Masanao Inagaki**, Toyonaka (JP);  
**Shin-ichiro Hara**, Toyonaka (JP);  
**Nobuhiro Haga**, Osaka (JP); **Yoshinori  
 Tamura**, Toyonaka (JP); **Yoshihisa  
 Goto**, Amagasaki (JP); **Tsuyoshi  
 Hasegawa**, Toyonaka (JP)

EP 1 522 542 A1 4/2005  
 EP 1 889 848 2/2008  
 JP 56-15290 2/1981

(Continued)

(73) Assignee: **Shionogi & Co., Ltd.**, Osaka (JP)

(21) Appl. No.: **15/064,538**

(22) Filed: **Mar. 8, 2016**

## Related U.S. Patent Documents

Reissue of:

(64) Patent No.: **8,536,192**  
 Issued: **Sep. 17, 2013**  
 Appl. No.: **13/308,483**  
 Filed: **Nov. 30, 2011**

U.S. Applications:

(63) Continuation of application No. 11/920,851, filed as  
 application No. PCT/JP2006/310454 on May 25,  
 2006, now Pat. No. 8,084,460.

## (30) Foreign Application Priority Data

May 25, 2005 (JP) ..... 2005-151864  
 Mar. 10, 2006 (JP) ..... 2006-065762  
 May 23, 2006 (WO) ..... PCT/JP2006/310231

## (51) Int. Cl.

**C07D 489/00** (2006.01)  
**C07D 489/08** (2006.01)  
**A01N 43/42** (2006.01)  
**A61K 31/44** (2006.01)

## (52) U.S. Cl.

CPC ..... **C07D 489/08** (2013.01)

## (58) Field of Classification Search

CPC ..... C07D 489/08  
 USPC ..... 514/282  
 See application file for complete search history.

## (56) References Cited

## U.S. PATENT DOCUMENTS

4,272,541 A 6/1981 Kotick et al.  
 4,275,205 A 6/1981 Kotick et al.  
 4,347,361 A 8/1982 Quick et al.  
 4,370,333 A 1/1983 Ghosh et al.  
 4,440,932 A 4/1984 Kotick et al.  
 4,443,605 A 4/1984 Kotick et al.  
 6,177,438 B1 1/2001 Nagase et al.  
 9,108,975 B2 8/2015 Tamura et al.  
 2004/0019071 A1 1/2004 Sakami et al.  
 2004/0024004 A1 2/2004 Sherman et al.  
 2004/0122230 A1\* 6/2004 Welsh ..... C07D 498/08  
 546/35  
 2004/0157784 A1 8/2004 Chopdekar et al.

B. D. Anderson et al., "Preparation of Water-Soluble Compounds  
 Through Salt Formation", C. G. Wermuth editors, The Practice of  
 Medicinal Chemistry, vol. 2 (Technomic Inc.), pp. 739-741, 750-  
 753, 831-833, (1996).

D. C. Butler et al., "Synthesis of isocyanates from carbamate esters  
 employing boron trichloride", Chem. Commun., pp. 2575-2576  
 (1998).

Caira, Mino R., Crystalline Polymorphism of Organic Compounds;  
 Topics in Current Chemistry, 1998 vol. 198, p. 166.

M. J. Duggan et al., "Copper(I) Chloride Catalyzed Addition of  
 Alcohols to Alkyl Isocyanates. A Mild and Expedient Method for  
 Alkyl Carbamate Formation", Synthesis, vol. 2. pp. 131-132 (1989).  
 English Translation of International Preliminary Report on Patent-  
 ability issued by the Japanese Patent Office in International Appli-  
 cation No. PCT/JP2011/076034, mailed May 23, 2013 (10 pages).  
 International Search Report issued by the Japanese Patent Office in  
 International Application No. PCT/JP2011/076034, mailed Dec. 13,  
 2011 (9 pages).

(Continued)

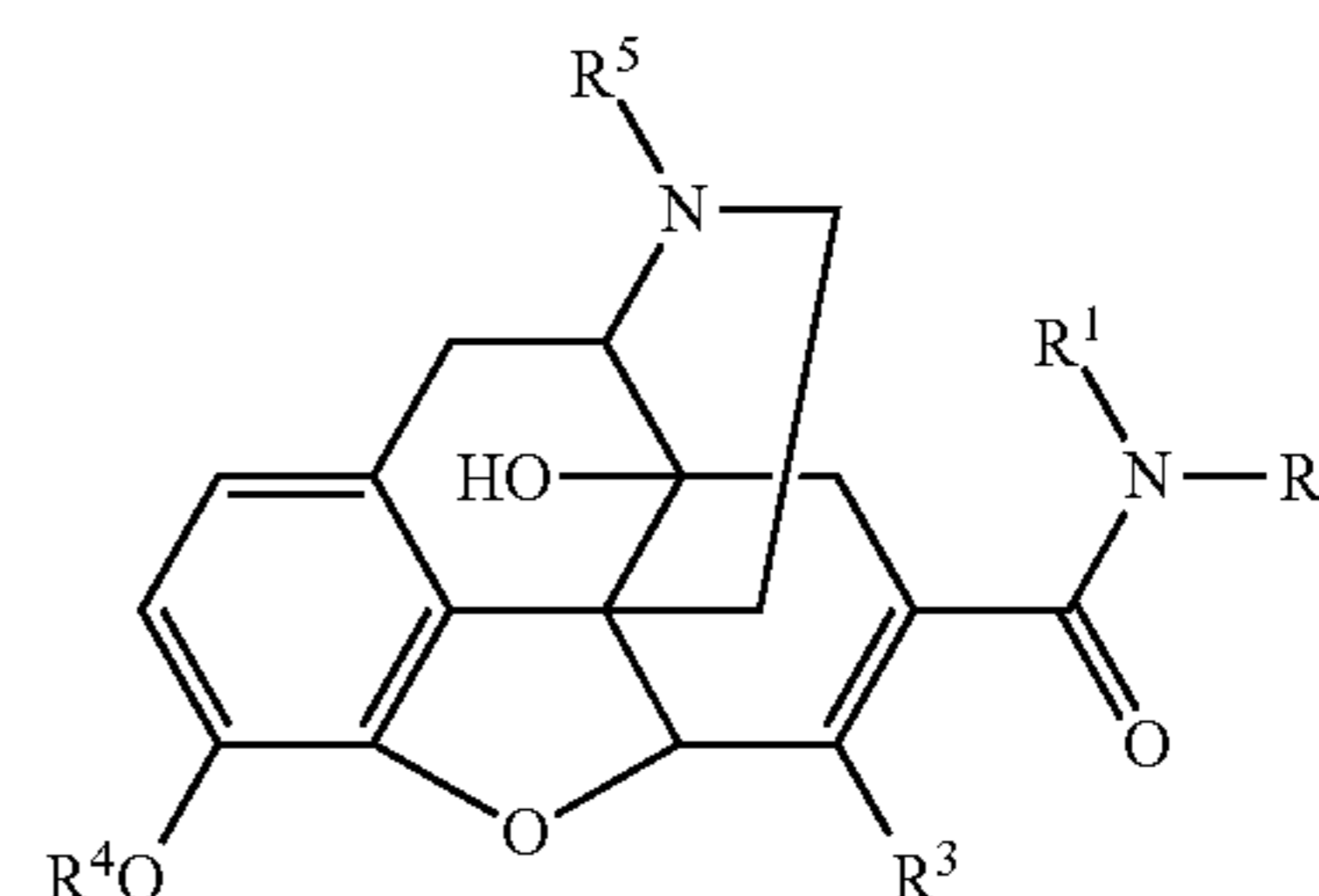
*Primary Examiner* — Alan Diamond

(74) *Attorney, Agent, or Firm* — Finnegan, Henderson,  
 Farabow, Garrett & Dunner, LLP

## (57) ABSTRACT

A novel compound which is useful as an agent for treating  
 and/or preventing emesis, vomiting and/or constipation.  
 A compound represented by the formula (I):

[[Chemical Formula 1]]



(I)

wherein R<sup>1</sup> and R<sup>2</sup> are each independently hydrogen, option-  
 ally substituted lower alkyl, optionally substituted lower  
 alkenyl, optionally substituted cycloalkyl, optionally substi-  
 tuted aryl etc., R<sup>3</sup> is hydrogen, hydroxy, optionally substi-  
 tuted lower alkyl, optionally substituted lower alkenyl,  
 optionally substituted lower alkynyl, optionally substituted  
 lower alkoxy etc., R<sup>4</sup> is hydrogen or lower alkyl, R<sup>5</sup> is  
 hydrogen, lower alkyl, cycloalkyl lower alkyl or lower  
 alkenyl,  
 or a pharmaceutically [acceptably] *acceptable* salt, or a  
 solvate thereof is provided.

**37 Claims, No Drawings**

(56)

## References Cited

## FOREIGN PATENT DOCUMENTS

JP	58-8067	1/1983
JP	2000/503019	3/2000
JP	2003/528819	9/2003
JP	2004-501094	1/2004
JP	2004/522706	7/2004
JP	2006/502190	1/2006
WO	WO 95/13071 A2	5/1995
WO	WO 97/25331 A1	7/1997
WO	WO 01/02375 A1	1/2001
WO	WO 01/37785 A2	5/2001
WO	WO 01/37785 A3	5/2001
WO	WO 01/37785 A9	5/2001
WO	WO 01/85150 A2	11/2001
WO	WO 01/85150 A3	11/2001
WO	WO 01/85257 A2	11/2001
WO	WO 01/85257 A3	11/2001
WO	WO 02/36573 A2	5/2002
WO	WO 02/42309 A1	5/2002
WO	WO 2004/005294 A2	1/2004
WO	WO 2004/007503	1/2004
WO	WO 2004/026819 A2	4/2004
WO	WO 2005/105093 A2	11/2005
WO	WO 2005/105093 A3	11/2005
WO	WO 2005/117589 A1	12/2005
WO	WO 2006/034039 A2	3/2006
WO	WO 2006/034039 A3	3/2006
WO	WO 2006/126637 A1	11/2006

## OTHER PUBLICATIONS

S Morissette et al., "High-throughput Crystallization: Polymorphs, Salts, Co-Crystals and Solvates of Pharmaceutical Solids," *Adv Drug Deliv Rev*, vol. 56, pp. 275-300 (2004).

T. Okano, "Forms of powder and granular substances", *New General Pharmacy* (revised 3<sup>rd</sup> edition), pp. 109-111, 254-259, 327 (1987).

T. Okano, "Chemical structure and solubility", *New General Pharmacy* (revised 3<sup>rd</sup> edition), pp. 26, 111, 256-258 (1987).

R. Poulain et al., "Parallel synthesis of 1,2,4-oxadiazoles from carboxylic acids using an improved, uronium-based, activation", *Tetrahedron Letters*, 42, pp. 1495-1498 (2001).

S.R. Vippagunta et al., "Crystalline Solids," *Adv Drug Deliv Rev*, vol. 48(1), pp. 3-26 (2001).

Amendment and Response to Office Action, filed Jun. 29, 2011, for U.S. Appl. No. 11/920,851 (45 pages).

Ananthan et al., "Synthesis, Opioid Receptor Binding, and Biological Activities of Naltrexone-Derived Pyrido- and Pyrimidomorphinans," *J. Med. Chem.*, 42: 3527-3538 (1999).

Boche et al., "Electrophilic Amination of Acyl Anion Equivalents: Mild Oxidation of Aldehydes to Amides Via O-(Trimethylsilyl)Aldehyde Cyanohydrin Anions," *Tetrahedron Letters*, 23(32): 3255-3256 (1982).

Brandt, "A Uniform Molecular Model of  $\delta$  Opioid Agonist and Antagonist Pharmacophore Conformations," *J. Computer-Aided Molecular Design*, 12: 615-621 (1998).

Chun-Su et al., "Clinical Status of Methylnaltrexone, A New Agent to Prevent and Manage Opioid-Induced Side Effects," *J. Supportive Oncology*, 2(2): 111-122 (2004).

Dalzell et al., "4,5-Alpha-Epoxy-3-Hydroxy-7,17-DI:Subst.-Morphinan-6-One(s)—Useful as Analgesics and/or Narcotic," Abstract of JP 57-122088, Jul. 29, 1982.

Fujii et al., "The First Example of the Stereoselective Synthesis of 7 $\beta$ -Carbamoyl-4,5 $\alpha$ -Epoxy-morphinan Via a Novel and Reactive  $\gamma$ -Lactone," *Chem. Pharm. Bull.*, 52(6): 747-750 (2004).

Gao et al., "Monophenylation of Morphinan-6-Ones With Diphenyliodonium Iodide," *J. Org. Chem.*, 60: 2276-2278 (1995).

Gao et al., "Synthesis of 7-Arylmorphinans. Probing the "Address" Requirements for Selectivity At Opioid  $\delta$  Receptors," *J. Med. Chem.*, 41: 3091-3098 (1998).

Herlihy et al., "Novel Opiates and Antagonists. 5. 7-Carbethoxy-N-(Cycloalkylmethyl)-3-Hydroxymorphinan-6-Ones and -Isomorphinan-6-Ones," *J. Med. Chem.*, 25: 986-990 (1982).

Hernández-Gallegos et al., "A Free-Wilson/Fujita-Ban Analysis and Prediction of the Analgesic Potency of Some 3-Hydroxy- and 3-Methoxy-N-Alkylmorphinan-6-One Opioids," *J. Med. Chem.*, 33: 2813-2817 (1990).

Ohkawa et al., "7-Arylidene-naltrexones As Selective  $\delta_1$  Opioid Receptor Antagonists," *J. Med. Chem.*, 41:4177-4180 (1998).

Leland et al., "Analgesic Narcotic Antagonists. 5. 7,7-Dimethyldihydrocodeinones and 7,7-Dimethyldihydromorphinones," *J. Med. Chem.*, 24: 717-721(1981).

Kotick et al., "Analgesic Narcotic Antagonists. 8. 7 $\alpha$ -Alkyl-4,5 $\alpha$ -Epoxy-morphinan-6-Ones," *J. Med. Chem.*, 24: 1445-1450 (1981).

Kotick et al., "Analgesic Narcotic Antagonists. 15. Potent Narcotic Agonist 7 $\beta$ -(Arylalkyl)-4,5 $\alpha$ -Epoxy-morphinans," *J. Med. Chem.*, 26: 1050-1056 (1983).

Koolpe et al., "Opioid Agonists and Antagonists. 6-Desoxy-6-Substituted Lactone, Epdxide, and Glycidate Ester Derivatives of Naltrexone and Oxymorphone," *J. Med. Chem.*, 28: 949-957 (1985).

Interview Summary, mailed May 3, 2011, for U.S. Appl. No. 11/920,851 (2 pages).

Nagase et al., "Facile Intramolecular O-14 $\rightarrow$ C-7 Acetyl Transfer in Opiate 14-Acetate Esters," *J. Org. Chem.*, 55: 365-367 (1990).

Portoghese, "The Role of Concepts in Structure-Activity Relationship Studies of Opioid Ligands," *J. Med. Chem.*, 35(11): 1927-1937 (1992).

Supplementary European Search Report mailed Jul. 11, 2011, in European Application No. EP 06746833.0.

West, *Solid State Chemistry and Its Applications*, Wiley, New York, 1988, pp. 358 and 365.

Yuan et al., *The Journal of Supportive Oncology*, vol. 2, No. 2 (2004), pp. 111-122.

Yuan et al., *The Journal of Supportive Oncology*, vol. 2, No. 2, (2004), pp. 111-122.\*

Ohkawa et al., "7-Arylidene-naltrexones As  $\delta_1$  Selective Opioid Receptor Antagonists," *J. Med. Chem.*, 41: 4177-4180 (1998).

Fujii et al., "The First Example of the Stereoselective Synthesis of 7 $\beta$ -Carbamoyl-4,5 $\alpha$ -Epoxy-morphinan via a Novel and Reactive  $\gamma$ -Lactone," *Chem. Pharm. Bull.*, 52(6): 747-750 (2004).

Leland et al., "Analgesic Narcotic Antagonists. 5. 7,7-Dimethyldihydrocodeinones and 7,7-Dimethyldihydromorphinones," *J. Med. Chem.*, 24: 717-721 (1981).

Herlihy et al., "Novel Opiates and Antagonists. 5. 7-Carbethoxy-N-(Cycloalkylmethyl)-3-Hydroxymorphinan-6-Ones and -Isomorphinan-6-Ones," *J. Med. Chem.*, 25: 986-990 (1982).

Kotick et al., "Analgesic Narcotic Antagonists. 15. Potent Narcotic Agonist 7 $\beta$ -(Arylalkyl)-4,5 $\alpha$ -Epoxy-morphinans," *J. Med. Chem.*, 26: 1050-1056 (1983).

Koolpe et al., "Opioid Agonists and Antagonists. 6-Desoxy-6-Substituted Lactone, Epdxide, and Glycidate Ester Derivatives of Naltrexone and Oxymorphone," *J. Med. Chem.* 28: 949-957 (1985).

Hernández-Gallegos et al., "A Free-Wilson/Fujita-Ban Analysis and Prediction of the Analgesic Potency of Some 3-Hydroxy- and 3-Methoxy-N-Alkylmorphinan-6-One-Opioids," *J. Med. Chem.*, 33: 2813-2817 (1990).

Portoghese et al., "Synthesis of Naltrexone-Derived  $\delta$ -Opioid Antagonists. Role of Conformation of the  $\delta$  Address Moiety," *J. Med. Chem.*, 37: 579-585 (1994).

Gao et al., "Synthesis of 7-Arylmorphinans. Probing the "Address" Requirements for Selectivity At Opioid  $\delta$  Receptors," *J. Med. Chem.*, 41: 3091-3098 (1998).

Ananthan et al., "Synthesis, Opioid Receptor Binding, and Biological Activities of Naltrexone-Derived Pyrido- and Pyrimidomorphinans," *J. Med. Chem.*, 42: 3527-3538 (1999).

Nagase et al., "Facile Intramolecular O-14 $\rightarrow$ C-7 Acetyl Transfer in Opiate 14-Acetate Esters," *J. Org. Chem.*, 55: 365-367 (1990).

Leland et al., "7 $\alpha$ - or 7 $\beta$ -(4-Phenylbutyl)Dihydrocodeine Derivatives," *J. Org. Chem.*, 48: 1813-1819 (1983).

Gao et al., "Monophenylation of Morphinan-6-Ones With Diphenyliodonium Iodide," *J. Org. Chem.*, 60: 2276-2278 (1995).

(56)

## References Cited

## OTHER PUBLICATIONS

Gao et al.; "Boron Tribromide-Catalyzed Rearrangement of 7,7-Diphenylhydromorphone to 6,7-Diphenylmorphine: A Novel Conversion of Ketones to Allylic Alcohols," *J. Org. Chem.*, 61: 2466-2469 (1996).

Brandt; "A Uniform Molecular Model  $\delta$  Opioid Agonist and Antagonist Pharmacophore Conformations," *J. Computer-Aided Molecular Design*, 12: 615-621 (1998).

Ronzoni et al.; "Synthesis and NMR Characterization of a Novel Class of Thienomorphinans," *Organic Letters*, 1(3): 513-515 (1999).

Lester et al.; "Vilsmeier Reactions With 14-Hydroxy-Dihydrocodeinone and Derived Enol Ethers," *Tetrahedron*, 20: 1407-1417 (1964).

Lester et al.; "Vilsmeier Reactions With Cyclic Ketals of 14-Hydroxy-Dihydrocodeinone and Some New Cyclic Derivatives of 14-Hydroxy-Dihydrocodeinone," *Tetrahedron*, 21: 771-778 (1965).

Boche et al.; "Electrophilic Amination of Acyl Anion Equivalents: Mild Oxidation of Aldehydes to Amides Via 0-(Trimethylsilyl)Aldehyde Cyanohydrin Anions," *Tetrahedron Letters*, 23(32): 3255-3256 (1982).

"Persistently Low Natural Killer Cell Activity," *Life Science*, 48(2): 111-116 (1991).

Munson et al.; "Ligand: A Versatile Computerized Approach for Characterization of Ligand-Binding Systems," *Analytical Biochemistry*, 107(1): 220-239 (1980).

Dalzell et al.; "4,5-Alpha-Epoxy-3-Hydroxy- 7,17-DI:Substd.-Morphinan-6-One(s)—Useful As Analgesics and/or Narcotic," Abstract of JP 57-122088, Jul. 29, 1982.

Supplementary European Search Report mailed Jul. 11, 2001, in European Application No. EP 06746833.0.

International Search Report mailed Jun. 20, 2006, for Application No. PCT/JP2006/310454.

International Preliminary Report on Patentability issued Nov. 29, 2007, for Application No. PCT/JP2006/310454.

West, *Solid State Chemistry and Its Applications*, Wiley, New York, 1988, pp. 358 and 365.

Chun-Su et al., "Clinical Status of Methylnaltrexone , A New Agent to Prevent and Manage Opioid-Induced Side Effects," *J. Supportive Oncology*, 2(2): 111-122 (2004).

Portoghese, "The Role of Concepts in Structure-Activity Relationship Studies of Opioid Ligands," *J. Med. Chem.* 35(11): 1927-1937 (1992).

Notice of Allowance, mailed Aug. 18, 2011, for U.S. Appl. No. 11/920,851 (9 pages).

Amendment and Response to Office Action, filed Jun. 29, 2011, for U.S. Appl. No. 11/920,851 (45 pages).

Interview Summary, mailed May 3, 2011, for U.S. Appl. No. 11/920,851 (2 pages).

Office Action, mailed Mar. 29, 2011, for U.S. Appl. No. 11/920,851 (10 pages).

Response to Restriction Requirement, filed Feb. 2, 2011, for U.S. Appl. No. 11/920,851 (5 pages).

Office Action (Restriction Requirement), mailed Jan. 3, 2011, for U.S. Appl. No. 11/920,851 (11 pages).

\* cited by examiner

6,7-UNSATURATED-7-CARBAMOYL  
SUBSTITUTED MORPHINAN DERIVATIVE

Matter enclosed in heavy brackets [ ] appears in the original patent but forms no part of this reissue specification; matter printed in italics indicates the additions made by reissue; a claim printed with strikethrough indicates that the claim was canceled, disclaimed, or held invalid by a prior post-patent action or proceeding.

[This is a continuation of U.S. patent application Ser. No. 11/920,851, whose 35 U.S.C. §371(c) date is Mar. 10, 2009, which is the National Stage Application of PCT Application No. PCT/JP2006/310454, filed May 25, 2006, now International Publication No. WO 2006/126637, which claims priority from Japanese Patent Application No. 2005-151864, filed May 25, 2005, Japanese Patent Application No. 2006-065762, filed Mar. 10, 2006, and International Application No. PCT/JP2006/310231, filed May 23, 2006, now International Publication No. WO 2006/126529, each of which is herein incorporated by reference for all purposes.]

## TECHNICAL FIELD

The present invention relates to a 6,7-unsaturated-7-carbamoyl-substituted morphinan derivatives, which are useful as an agent for treating and/or preventing nausea, emesis, vomiting and/or constipation, particularly as an agent for alleviating and/or preventing a side effect (emesis, vomiting and/or constipation etc.) induced by a compound having the opioid receptor (e.g. opioid  $\mu$  receptor) agonistic activity.

## BACKGROUND ART

An opioid receptor agonist such as morphine and the like which is used as an analgesic is very effective in a patient having cancer pain, but as a side effect, induces severe nausea, emesis, vomiting, constipation, anuresis, and itching. Various antiemetics and anti-constipation agents are clinically used, but it can not be said that any of them exhibits the sufficient effect, and an excellent side effect alleviating agent is also demanded for improving QOL of a patient.

Patent Literatures 1 and 2, and Non-patent Literature 1 describe to the effect that a morphinan derivative is effective in treating or preventing emesis and vomiting induced by an opioid  $\mu$  agonist, and Non-Patent Literature 2 describes that a 6,7-saturated-7-carbamoyl-substituted-morphinan derivatives have the opioid  $\delta$  receptor antagonism. However, none of them describes or suggests the present compound.

[Patent Literature 1] International Patent Application Publication WO 2004-007503

[Patent Literature 2] International Patent Application Publication WO 95/13071

[Non-Patent Literature 1] Journal of Medicinal Chemistry 41, 4177-4180 (1998)

[Non-Patent Literature 2] Chemical and Pharmaceutical Bulletin, 52 (66) 747-750 (2004)

## DISCLOSURE OF INVENTION

## Problems to be Solved by the Invention

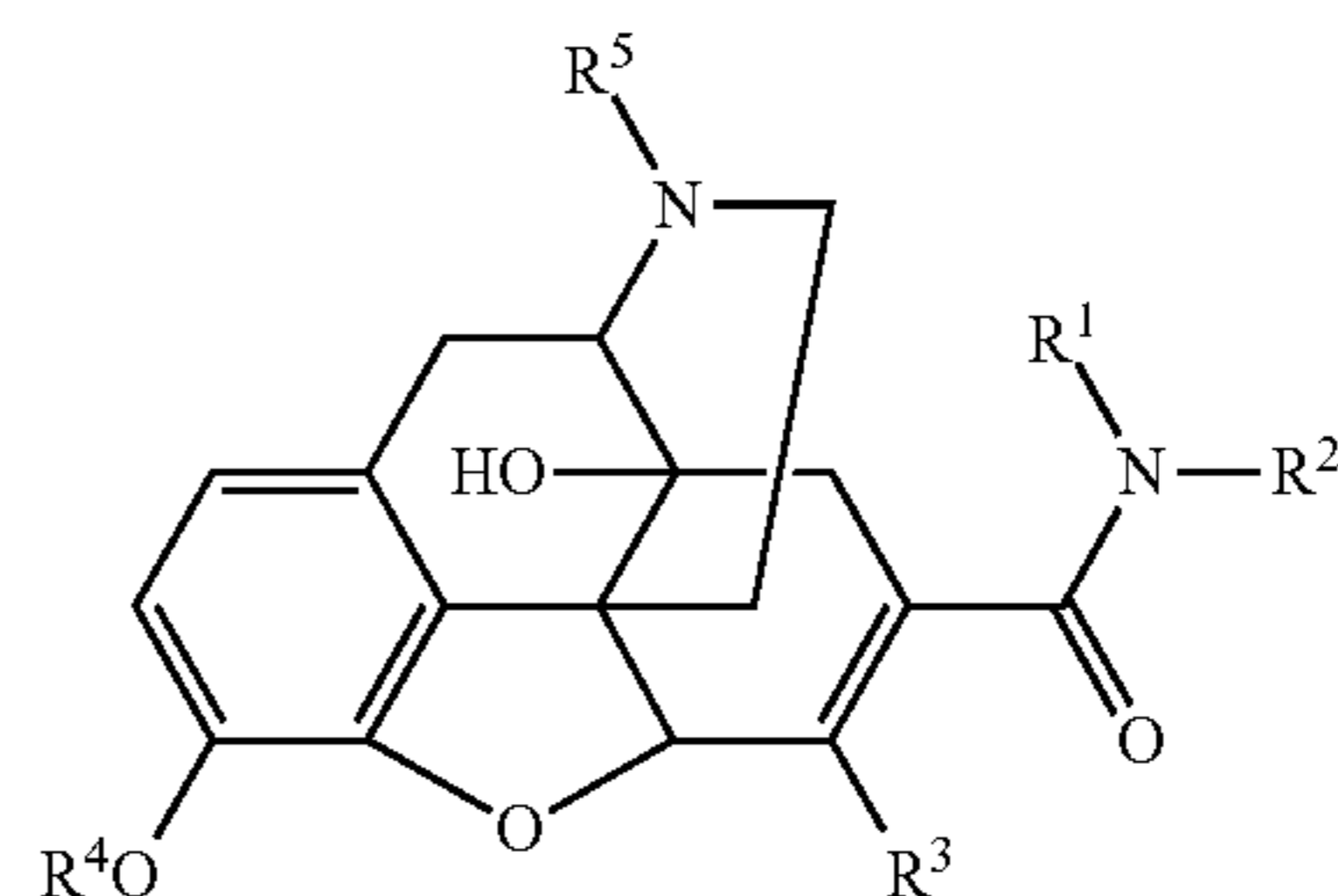
We found 6,7-unsaturated-7-carbamoyl-substituted morphinan derivatives useful as a composition for treating and/or preventing emesis, vomiting and/or constipation.

## Means to Solve the Problems

The present invention provides:

- (1) a compound represented by the formula (I):

[Chemical formula 1]



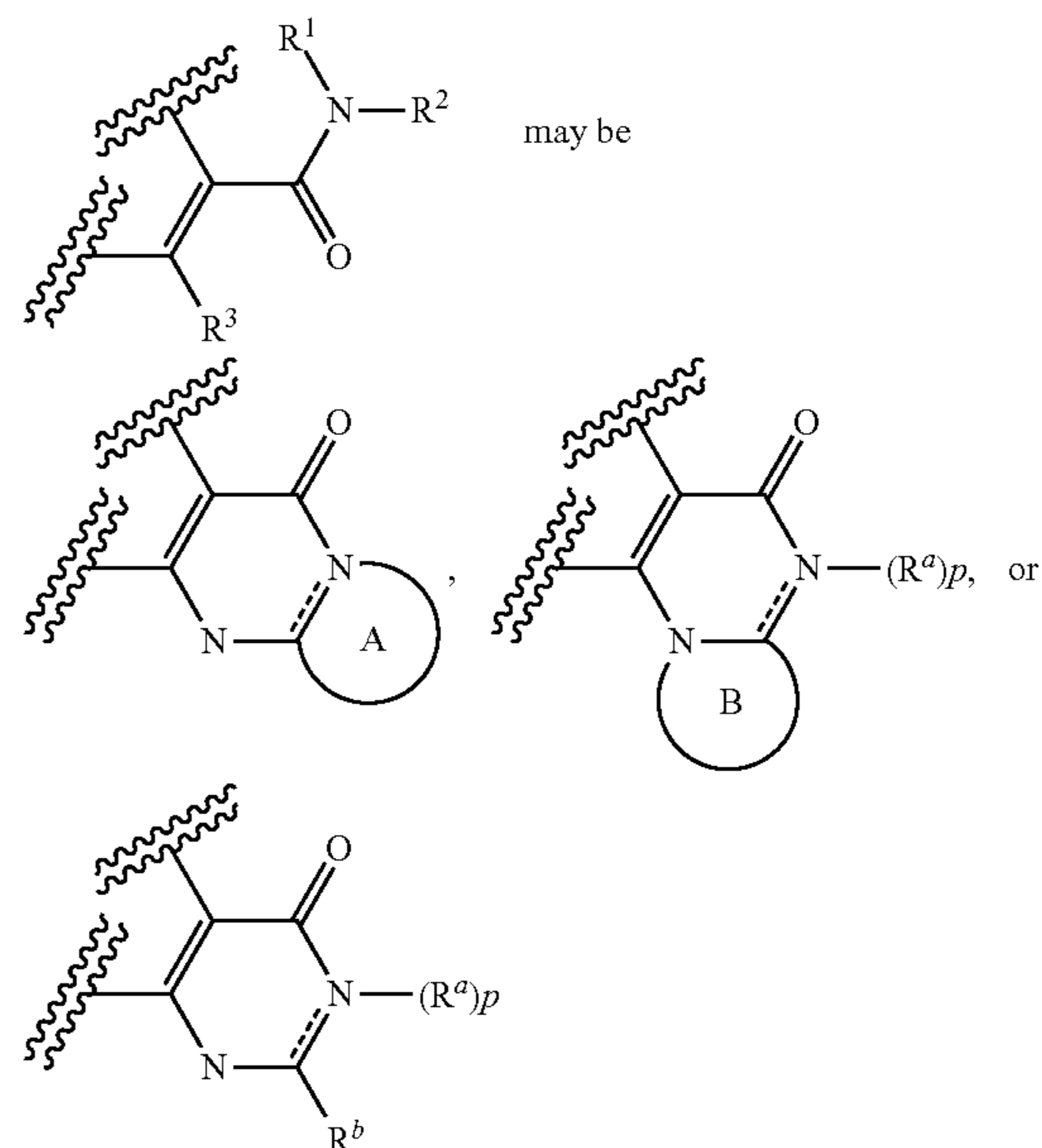
(I)

wherein  $R^1$  and  $R^2$  are each independently hydrogen, optionally substituted lower alkyl, optionally substituted lower alkenyl, optionally substituted lower alkynyl, optionally substituted lower alkylsulfonyl, optionally substituted acyl, optionally substituted cycloalkyl, optionally substituted cycloalkenyl, optionally substituted aryl, an optionally substituted heterocyclic group, or optionally substituted arylsulfonyl, or  $R^1$  and  $R^2$  are taken together with the nitrogen atom to which they are attached to form optionally substituted heterocycle;

$R^3$  is hydrogen, hydroxy, optionally substituted lower alkyl, lower optionally substituted lower alkenyl, optionally substituted lower alkynyl optionally substituted lower alkoxy, mercapto, optionally substituted lower alkylthio, optionally substituted amino, optionally substituted carbamoyl, optionally substituted acyl, optionally substituted acyloxy, optionally substituted aryl, or an optionally substituted heterocyclic group,

a group represented by the formula:

[Chemical formula 2]



may be

60

65

3

wherein ring A or ring B are each independently optionally substituted nitrogen-containing heterocycle optionally containing additional nitrogen atom, an oxygen atom, and/or a sulfur atom in the ring;

broken line indicates the presence or the absence of a bond;

when a broken line indicates the presence of a bond, p is 0;

when a broken line indicates the absence of a bond, p is 1;

$R^a$  is hydrogen, optionally substituted lower alkyl, optionally substituted lower alkenyl, or optionally substituted lower alkynyl;

and  $R^b$  is hydrogen or oxo;

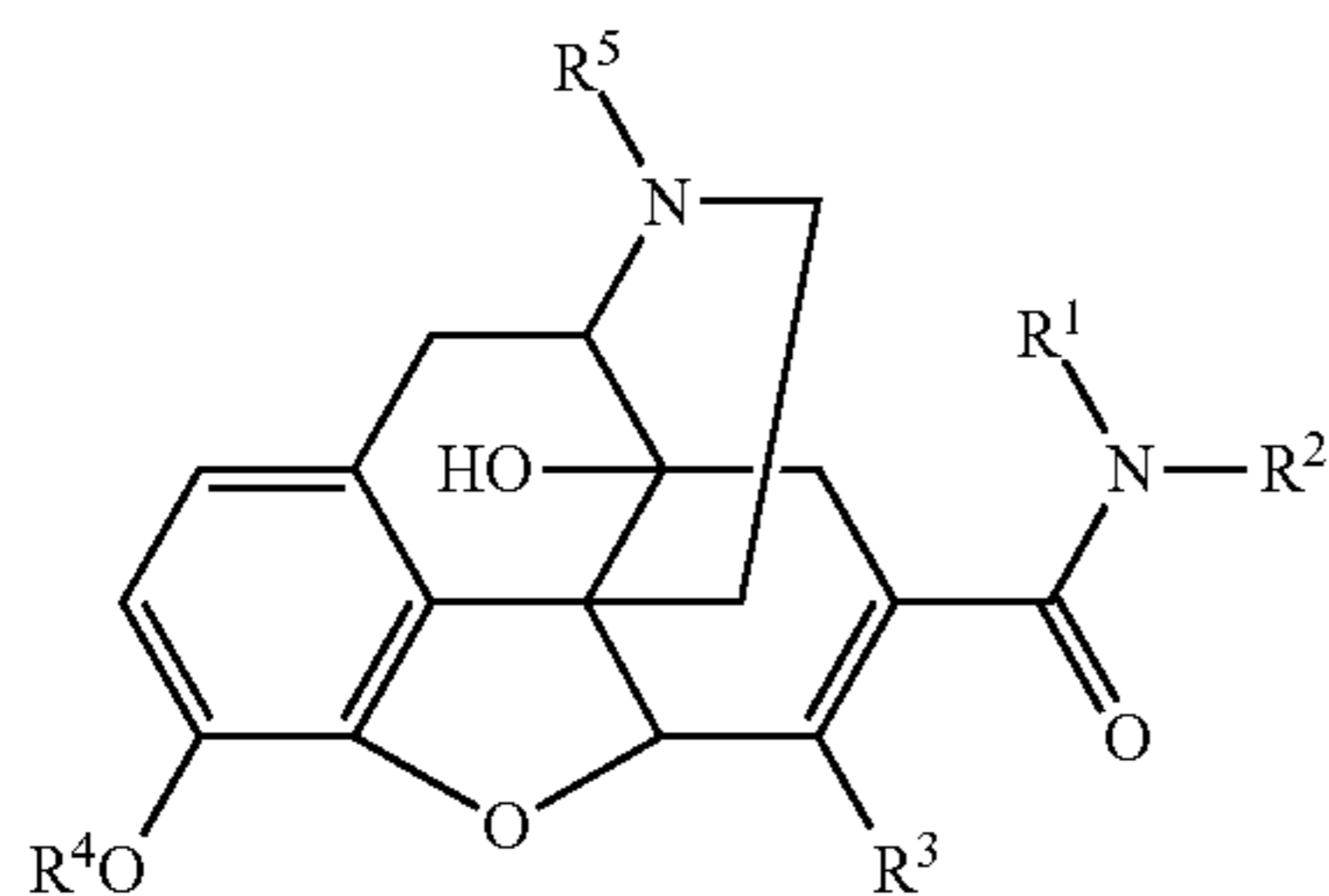
$R^4$  is hydrogen or lower alkyl;

$R^5$  is hydrogen, lower alkyl, cycloalkyl lower alkyl or lower alkenyl,

or a pharmaceutically acceptable salt, or a solvate thereof,

(1') a compound represented by the formula (I):

[Chemical formula 3]



wherein  $R^1$  and  $R^2$  are each independently hydrogen, optionally substituted lower alkyl, optionally substituted lower alkenyl, optionally substituted cycloalkyl, optionally substituted aryl, or an optionally substituted heterocyclic group, or

$R^1$  and  $R^2$  are taken together with the nitrogen atom to which they are attached to form optionally substituted heterocycle;

$R^3$  is hydrogen, hydroxy, optionally substituted lower alkyl, optionally substituted lower alkenyl, optionally substituted lower alkynyl, optionally substituted lower alkoxy, mercapto, optionally substituted lower alkylthio, optionally substituted aryl, or an optionally substituted heterocyclic group;

$R^4$  is hydrogen or lower alkyl;

and  $R^5$  is hydrogen, lower alkyl, cycloalkyl lower alkyl or lower alkenyl;

or a pharmaceutically acceptable salt, or a solvate thereof,

(2) the compound according to (1) or (1'), wherein  $R^3$  is hydroxy,

or a pharmaceutically acceptable salt, or a solvate thereof,

(3) the compound according to (1) or (1'), wherein  $R^3$  is optionally substituted amino,

or a pharmaceutically acceptable salt, or a solvate thereof,

(4) the compound according to (1) or (1'), wherein  $R^3$  is amino substituted with optionally substituted arylsulfonyl,

or a pharmaceutically acceptable salt, or a solvate thereof,

(5) the compound according to any one of (1) to (4), and (1'), wherein  $R^1$  is hydrogen or lower alkyl,  $R^2$  is optionally substituted lower alkyl, optionally substituted phenyl, optionally substituted cycloalkyl, or an optionally substituted heterocyclic group, and  $R^5$  is cyclopropylmethyl;

or a pharmaceutically acceptable salt, or a solvate thereof,

(6) the compound according to any one of (1) to (5), and (1'), wherein  $R^1$  is hydrogen,  $R^2$  is lower alkyl optionally substituted with a heterocyclic group or lower alkoxy optionally substituted with aryl, phenyl optionally substituted with lower alkyl or lower alkoxy, cycloalkyl substituted with lower alkylcarbonyl, or a heterocyclic group substituted

4

with lower alkoxy or aryl,  $R^4$  is hydrogen, and  $R^5$  is cyclopropylmethyl, or a pharmaceutically acceptable salt, or a solvate thereof,

(7) a pharmaceutical composition containing the compound according to any one of (1) to (6), and (1'), or a pharmaceutically acceptable salt, or a solvate thereof,

(8) a composition having opioid receptor antagonistic activity containing the compound according to (1) to (6), and (1'), or a pharmaceutically acceptable salt, or a solvate thereof,

(9) a composition for treating and/or preventing emesis, vomiting and/or constipation containing the compound according to any one of (1) to (6), and (1'), or a pharmaceutically acceptable salt, or a solvate thereof,

(10) a composition for alleviating and/or preventing a side effect induced by a compound having the opioid receptor agonistic activity, containing the compound according to any one of (1) to (6), and (1'), or a pharmaceutically acceptable salt, or a solvate thereof,

(11) a composition for treatment and/or prevention according to (10), wherein the side effect is emesis, vomiting and/or constipation,

(12) an agent for treatment and/or prevention according to (10) or (11), wherein the compound having the opioid receptor agonistic activity is morphine, oxycodone, or a pharmaceutically acceptable salt, or a solvate thereof,

(13) use of the compound according to any one of (1) to (6), and (1'), or a pharmaceutically acceptable salt, or solvate thereof for producing a medicament for treating and/or preventing emesis, vomiting and/or constipation,

(14) use of the compound according to any one of (1) to (6), and (1'), or a pharmaceutically acceptable salt, or solvate thereof, for producing a medicament for alleviating and/or preventing a side effect induced by a compound having the opioid receptor agonistic activity,

(15) a method for treating and/or preventing emesis, vomiting and/or constipation, comprising administering the compound according to any one of (1) to (6) and (1'), or a pharmaceutically acceptable salt, or a solvate thereof,

(16) a method for alleviating and/or preventing a side effect induced by a compound having the opioid receptor agonistic activity, comprising administering the compound according to any one of (1) to (6) and (1'), its pharmaceutically acceptable salt, or a solvate thereof,

(17) a composition for analgesic containing a compound having an opioid receptor agonistic activity, and an effective amount of compound according to any one of (1) to (6) and (1'), or a pharmaceutically acceptable salt, or a solvate thereof, for alleviating and/or preventing a side effect induced by administration of the compound having an opioid receptor agonistic activity,

(18) a composition for analgesic containing a compound having an opioid receptor agonistic activity, and an effective amount of compound according to any one of (1) to (6) and (1'), or a pharmaceutically acceptable salt or a solvate thereof, for treating and/or preventing emesis, vomiting and/or constipation induced by administration of the compound having an opioid receptor agonistic activity,

(19) the analgesic according to (17) or (18), wherein the compound having the opioid receptor agonistic activity, is morphine, oxycodone, its pharmaceutically acceptable salt, or a solvate thereof.

#### Effect of the Invention

The compound (I) of the present invention has the activity of treating/or preventing emesis, vomiting and/or constipation, particularly emesis, vomiting and/or constipation

## 5

induced by a compound having the opioid receptor (e.g. opioid  $\mu$  receptor) agonistic activity, and is useful as a composition for alleviating a side effect of a patient to whom a compound having the opioid receptor agonistic activity is administered or is in the middle of administration.

## BEST MODE FOR CARRYING OUT THE INVENTION

As used herein, the "halogen" includes fluorine, chlorine, bromine and iodine. A halogen part of the "halogeno lower alkyl", the "halogeno lower alkoxy", and the "halogeno lower alkylthio" is the same.

The "lower alkyl" includes a straight or branched alkyl of a carbon number of 1 to 10, preferably a carbon number of 1 to 6, further preferably 1 to 3, and examples include methyl, ethyl, n-propyl, isopropyl, n-butyl, isobutyl, sec-butyl, tert-butyl, n-pentyl, isopentyl, neopentyl, hexyl, isohexyl, n-heptyl, isoheptyl, n-octyl, isooctyl, n-nonyl and n-decyl. Preferable are methyl, ethyl, isopropyl, n-butyl, sec-butyl, tert-butyl, and 1-ethylpropyl.

Examples of a substituent of the "optionally substituted lower alkyl" include halogen, hydroxy, lower alkoxy, halogeno lower alkoxy, hydroxy lower alkoxy, lower alkylthio, lower alkylamino, acylamino, acyl, acyloxy, cyano, carboxy, lower alkoxy, carbamoyl, lower alkylcarbamoyl, cyanocarbamoyl, lower alkylsulfonylcarbamoyl, arylsulfonylcarbamoyl, sulfamoyl, lower alkylsulfamoyl, lower alkylsulfonyl, cycloalkyl optionally substituted with one or more substituents selected from Substituent group  $\alpha$  (wherein Substituent group  $\alpha$  is halogen, hydroxy, lower alkyl, halogeno lower alkyl, hydroxy lower alkyl, lower alkoxy lower alkyl, carboxy lower alkyl, lower alkoxy carbonyl lower alkyl, amino lower alkyl, lower alkylamino lower alkyl, acylamino lower alkyl, cyano lower alkyl, lower alkoxy, halogeno lower alkoxy, hydroxy lower alkoxy, lower alkylthio, halogeno lower alkylthio, acyl, acyloxy, amino, lower alkylamino, acylamino, cyano, carboxy, lower alkoxy carbonyl, carbamoyl, lower alkylcarbamoyl, arylcarbamoyl, cyanocarbamoyl, lower alkylsulfonylcarbamoyl, sulfamoyl, lower alkylsulfamoyl, lower alkylsulfonyl, aryl optionally substituted with lower alkylendioxy, and a heterocyclic group), cycloalkenyl optionally substituted with one or more substituents selected from Substituent group  $\alpha$ , aryl optionally substituted with one or more substituents selected from Substituent group  $\alpha$ , aryloxy optionally substituted with one or more substituents selected from Substituent group  $\alpha$ , arylthio optionally substituted with one or more substituents selected from Substituent group  $\alpha$ , a heterocyclic group optionally substituted with one or more substituents selected from Substituent group  $\alpha$ , and heterocyclic oxy optionally substituted with one or more substituents selected from Substituent group  $\alpha$ .

A lower alkyl part of the "halogeno lower alkyl", the "hydroxy lower alkyl", the "amino lower alkyl", the "acylamino lower alkyl", the "acyloxy lower alkyl", the "cycloalkyl lower alkyl", the "lower alkoxy", the "halogeno lower alkoxy", the "hydroxy lower alkoxy", the "lower alkoxy lower alkyl", the "lower alkoxy carbonyl", the "carboxy lower alkyl", the "lower alkoxy carbonyl lower alkyl", the "lower alkylthio", the "halogeno lower alkylthio", the "lower alkylamino", the "lower alkylamino lower alkyl", the "lower alkylcarbamoyl", the "lower alkylsulfamoyl", the "lower alkylsulfonyl", the "aryl lower alkyl", the "tri lower alkylsilyl", the "lower alkyl diarylsilyl", the "triaryl lower alkylsilyl", the "lower alkoxy lower alkoxy lower alkyl", the "lower alkylthio lower alkyl", the "aryl lower alkoxy lower

## 6

alkyl", the "lower alkylsulfonyl", the "lower alkylsulfonyl-carbamoyl", the "lower alkylcarbonyl", the "cyano lower alkyl", the "lower alkoxy carbonyl amino", the "lower alkylendioxy", and the "heterocyclic lower alkyl" is the same as that of the aforementioned "lower alkyl".

A substituent of the "optionally substituted lower alkoxy", the "optionally substituted lower alkylthio", and the "optionally substituted lower alkylsulfonyl" is the same as the aforementioned substituent of the "optionally substituted lower alkyl".

The "lower alkenyl" includes a straight or branched alkenyl of a carbon number of 2 to 10, preferably a carbon number of 2 to 8, further preferably a carbon number of 3 to 6 having one or more double bonds at an arbitrary position. Specifically, examples include vinyl, allyl, propenyl, isopropenyl, butenyl, isobutenyl, prenyl, butadienyl, pentenyl, isopentenyl, pentadienyl, hexenyl, isohexenyl, hexadienyl, heptenyl, octenyl, nonenyl and decenyl. The lower alkenyl in  $R^5$  is preferably allyl.

The substituent of the "optionally substituted lower alkenyl" is the same as that of the "optionally substituted lower alkyl".

The "lower alkynyl" includes straight or branched alkynyl of a carbon number of 2 to 10, preferably a carbon number of 2 to 8, further preferably a carbon number of 3 to 6 having one or more triple bonds at an arbitrary position. Specifically, examples include ethynyl, propynyl, butynyl, pentynyl, hexynyl, heptynyl, octynyl, nonynyl, and decynyl. These may further have a double bond at an arbitrary position.

The substituent of the "optionally substituted lower alkynyl" is the same as that of the "optionally substituted lower alkyl".

Examples of the substituent of the "optionally substituted amino" include lower alkyl optionally substituted with one or more substituents selected from Substituent group  $\alpha$ , cycloalkyl optionally substituted with one or more substituents selected from Substituent group  $\alpha$ , acyl optionally substituted with one or more substituents selected from Substituent group  $\alpha$ , amino optionally substituted with one or more substituents selected from Substituent group  $\alpha$ , aryl optionally substituted with one or more substituents selected from Substituent group  $\alpha$ , sulfamoyl, lower alkylsulfamoyl optionally substituted with one or more substituents selected from Substituent group  $\alpha$ , arylsulfamoyl optionally substituted with one or more substituents selected from Substituent group  $\alpha$ , lower alkylsulfonyl optionally substituted with one or more substituents selected from Substituent group  $\alpha$ , arylsulfonyl optionally substituted with one or more substituents selected from Substituent group  $\alpha$ , arylamino optionally substituted with one or more substituents selected from Substituent group  $\alpha$ , and a heterocyclic group optionally substituted with one or more substituents selected from Substituent group  $\alpha$ .

The substituent of the "optionally substituted carbamoyl" is the same as that of the "optionally substituted amino".

The "cycloalkyl" is a carbocyclic group of a carbon number of 3 to 10, preferably a carbon number of 3 to 8, more preferably a carbon number of 4 to 8 and, for example, includes cyclopropyl, cyclobutyl, cyclopentyl, cyclohexyl, cycloheptyl, cyclooctyl, cyclononyl and cyclodecyl. These may be further condensed with "aryl" described later or "heterocyclic group" described later at an arbitrary position.

As the "cycloalkyl" in  $R^1$  and  $R^2$ , cyclopropyl, cyclobutyl, cyclopentyl and cyclohexyl are preferable.

A cycloalkyl part of the “cycloalkyl lower alkyl” and the “cycloalkylcarbonyl” is the same as the aforementioned “cycloalkyl”.

As the “cycloalkyl lower alkyl” in R<sup>5</sup>, cyclopropylmethyl is preferable.”

Examples of the substituent of the “optionally substituted cycloalkyl” include one or more substituents selected from the aforementioned Substituent group  $\alpha$ . The substituent can replace at an arbitrary position, and may replace at a carbon atom having a bond of cycloalkyl.

The “cycloalkenyl” includes cycloalkenyl having one or more double bonds at an arbitrary position in a ring of the aforementioned cycloalkyl, and examples include cyclopropenyl, cyclobutenyl, cyclopentenyl, cyclohexenyl, cycloheptenyl, cyclooctenyl and cyclohexadienyl.

As the “cycloalkenyl” in R<sup>1</sup> or R<sup>2</sup>, cyclopropenyl, cyclobutenyl, cyclopentenyl, and cyclohexenyl are preferable.

A cycloalkenyl part of the “cycloalkenylcarbonyl” is the same as the aforementioned “cycloalkenyl”.

The substituent of the “optionally substituted cycloalkenyl” is the same as that of the aforementioned “optionally substituted cycloalkyl”.

The “aryl” includes phenyl, naphthyl, anthryl and phenanthryl, and phenyl is particularly preferable.

An aryl part of the “aryloxy”, the “arylthio”, the “aryl lower alkyl”, the “lower alkyldiarylsilyl”, the “triaryl lower alkylsilyl”, the “aryl lower alkyloxy lower alkyl”, the “aryl-sulfonyl”, the “arylsulfamoyl”, the “arylamino”, the “aryl-carbamoyl”, and the “arylsulfonylcarbamoyl” is the same as the aforementioned “aryl”.

Examples of the substituent of the “optionally substituted aryl”, the “optionally substituted phenyl”, and the “optionally substituted arylsulfonyl”, include the Substituent group  $\alpha$ , phenyl substituted with one or more groups selected from Substituent group  $\alpha$ , phenoxy substituted with one or more groups selected from Substituent group  $\alpha$ , and lower alkylenedioxy.

The “heterocyclic group” includes a heterocyclic group having one or more heteroatoms arbitrarily selected from O, S and N in a ring, and specifically includes a 5- to 6-membered heteroaryl such as pyrrolyl, imidazolyl, pyrazolyl, pyridyl, pyridazinyl, pyrimidinyl, pyrazinyl, triazolyl, triazinyl, tetrazolyl, isoxazolyl, oxazolyl, oxadiazolyl, isothiazolyl, thiazolyl, thiadiazolyl, furyl and thienyl; a bicyclic condensed heterocyclic group such as indolyl, isoindolyl, indazolyl, indolidinyl, indolinyl, isoindolinyl, quinolyl, isoquinolyl, cinnolinyl, phthalazinyl, quinazolinyl, naphthridinyl, quinoxalinyl, purinyl, pteridinyl, benzopyranyl, benzimidazolyl, benzisoxazolyl, benzoxazolyl, benzoxadiazolyl, benzoisothiazolyl, benzothiazolyl, benzothiadiazolyl, benzofuryl, isobenzofuryl, benzothienyl, benzotriazolyl, imidazopyridyl, triazolopyridyl, imidazothiazolyl, pyrazinopyridazinyl, quinazolinyl, quinolyl, isoquinolyl, naphthyridinyl, dihydropyridyl, tetrahydroquinolyl, and tetrahydrobenzothienyl; a tricyclic condensed heterocyclic group such as carbazolyl, acridinyl, xanthenyl, phenothiazinyl, phenoxathiinyl, phenoxazinyl, and dibenzofuryl; a non-aromatic heterocyclic group such as dioxanyl, thioranyl, thioranyl, thietanyl, oxilanyl, oxetanyl, oxathioranyl, azetidyl, thianyl, pyrrolidinyl, pyrrolinyl, imidazolidinyl, imidazolyl, pyrazolidinyl, pyrazolinyl, piperidyl, piperazinyl, morpholinyl, morpholino, thiomorpholinyl, thiomorpholino, dihydropyridyl, dihydrofuryl, tetrahydrofuryl, tetrahydropyranyl, tetrahydrothiazolyl, and tetrahydroisothiazolyl. Preferable is a 5- to 6-membered heteroaryl or a non-aromatic heterocyclic group.

As the “heterocyclic group” in R<sup>1</sup> and R<sup>2</sup>, pyrazolyl, pyridyl, pyridazinyl, pyrimidinyl, pyrazinyl, isoxazolyl, thiazolyl, thiadiazolyl, furyl, thienyl, indolyl, indazolyl, quinolyl, isoquinolyl, benzoxazolyl, benzothiazolyl, oxetanyl, tetrahydrofuryl, and tetrahydropyranyl are preferable. Pyridyl, pyridazinyl, pyrimidinyl, and pyrazinyl are more preferable. Pyridyl and pyrimidinyl are particularly preferable.

As the heterocyclic group of the “optionally substituted lower alkyl” in R<sup>1</sup> and R<sup>2</sup>, isoxazolyl, oxazolyl, and oxadiazolyl are preferable. Oxadiazolyl is particularly preferable.

A heterocyclic part of the “heterocyclic oxy” and the “heterocyclic lower alkyl” is the same as the aforementioned “heterocyclic group”.

Examples of the substituent of the “optionally substituted heterocyclic group” include one or more groups selected from the group consisting of the Substituent group  $\alpha$  and oxo. The substituent can replace at an arbitrary position, or may replace at a carbon atom or a nitrogen atom having a bond of the heterocyclic group.

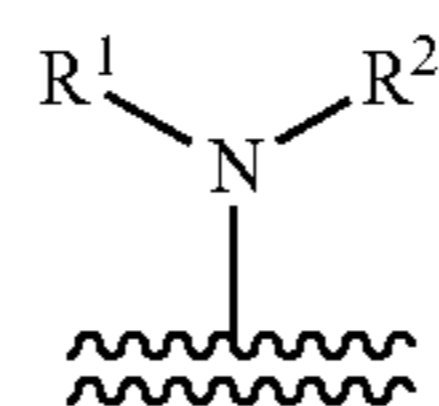
The “acyl” includes straight or branched chain-like aliphatic acyl of a carbon number of 1 to 10, preferably a carbon number of 1 to 6, further preferably a carbon number of 1 to 4, cyclic aliphatic acyl of a carbon number of 4 to 9, preferably a carbon number of 4 to 7, aroyl and heterocyclic carbonyl. Herein, the “chain-like aliphatic” includes the aforementioned “lower alkyl”, the aforementioned “lower alkenyl”, and the aforementioned “lower alkynyl”. The “cyclic aliphatic” includes the aforementioned “cycloalkyl” and the aforementioned “cycloalkenyl”. A heterocyclic part of the heterocyclic carbonyl is the same as the aforementioned “heterocyclic group”. Examples of the acyl include formyl, acetyl, propionyl, butyryl, isobutyryl, valeryl, pivaloyl, hexanoyl, acryloyl, propioloyl, methacryloyl, crotonoyl, cyclopropylcarbonyl, cyclohexylcarbonyl, cyclooctylcarbonyl, benzoyl, pyridine carbonyl, piperidinecarbonyl, piperazinecarbonyl, morpholinocarbonyl, and the like.

An acyl part of the “acyloxy”, the “acylamino”, the “acylamino lower alkyl” and the “acyloxy lower alkyl” is the same as the aforementioned “acyl”.

The substituent of the “optionally substituted acyl” or the “optionally substituted” is the same as the substituent of the aforementioned “optionally substituted lower alkyl” when the “acyl” is chain-like aliphatic acyl, and includes one or more groups selected from the Substituent group  $\alpha$  when the “acyl” is cyclic aliphatic acyl, aroyl or heterocyclic carbonyl.

The “optionally substituted heterocycle” formed when R<sup>1</sup> and R<sup>2</sup> are taken together with the nitrogen atom to which they are attached, includes a 5-membered or 6-membered heterocycle containing the nitrogen atom to which R<sup>1</sup> and R<sup>2</sup> are attached and, further, optionally containing one or more heteroatoms selected from N, S and O. For example, the case where

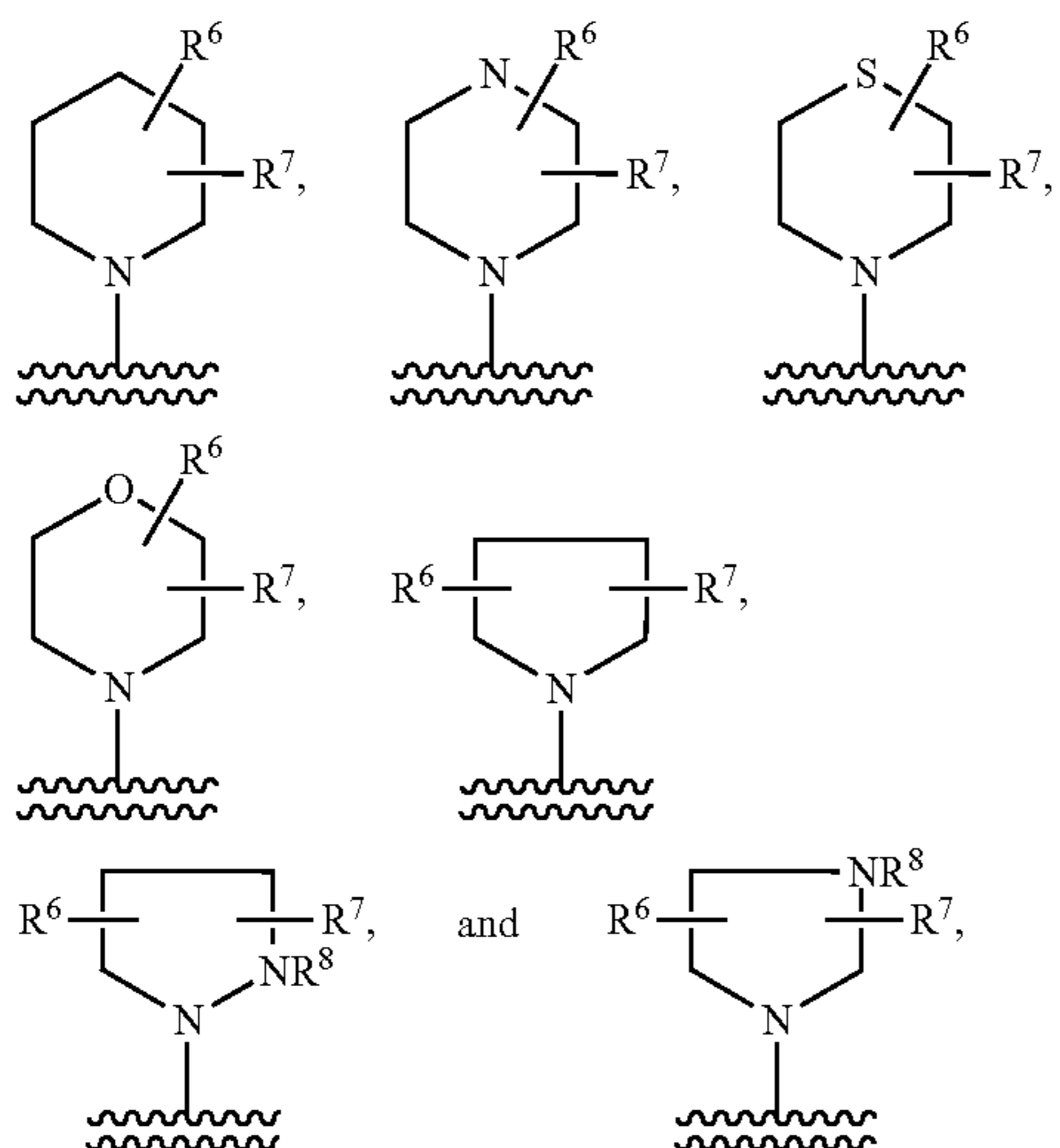
[Chemical formula 4]



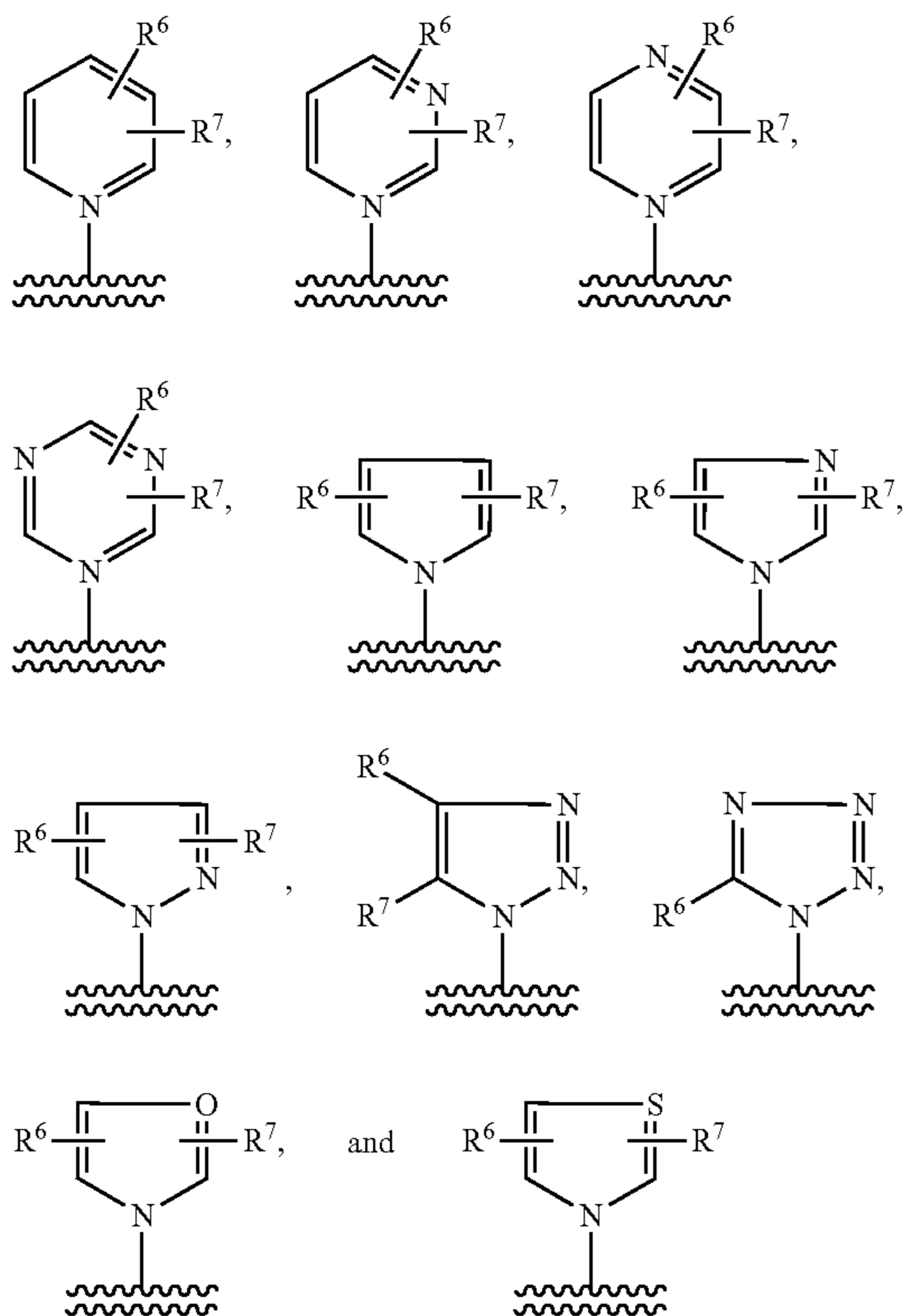
is a saturated heterocycle group such as

9

-continued



or an unsaturated heterocycle group such as



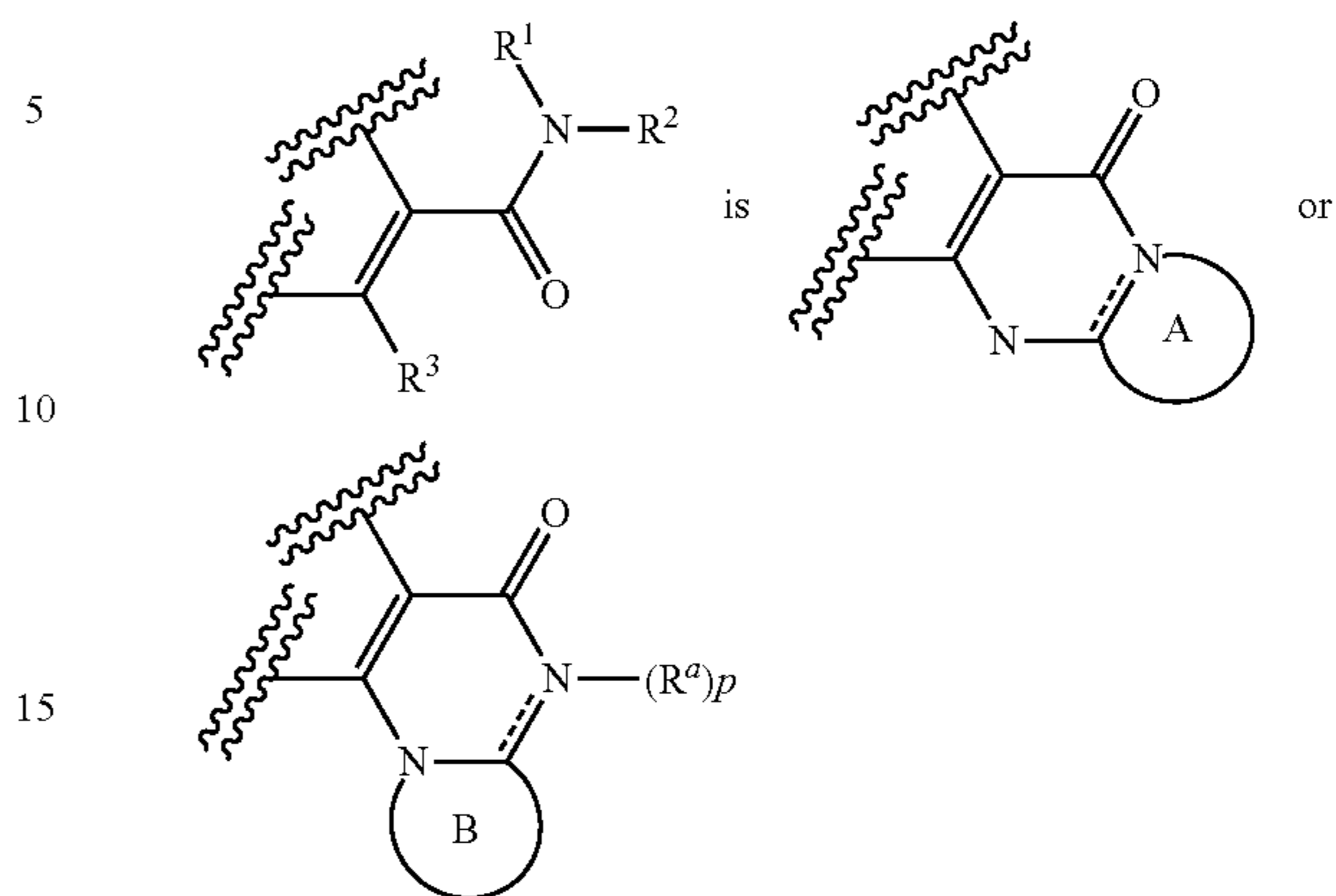
wherein  $R^6$ ,  $R^7$  and  $R^8$  are each independently hydrogen, halogen, hydroxy, lower alkyl, lower alkoxy, lower alkylthio, acyl, acyloxy, amino, lower alkylamino, acylamino, lower alkoxy-carbonylamino, carboxy or lower alkoxy-carbonyl,

is included and the preferable is a saturated heterocycle group such as morpholine ring, pyrrolidine ring, piperidine ring, piperazine ring, and the like optionally substituted with hydrogen, halogen, hydroxy or lower alkyl.

The substituent of the "optionally substituted heterocycle, which is formed when  $R^1$  and  $R^2$  are taken together with the nitrogen atom to which they are attached" is the same as the substituent of the "optionally substituted heterocyclic group".

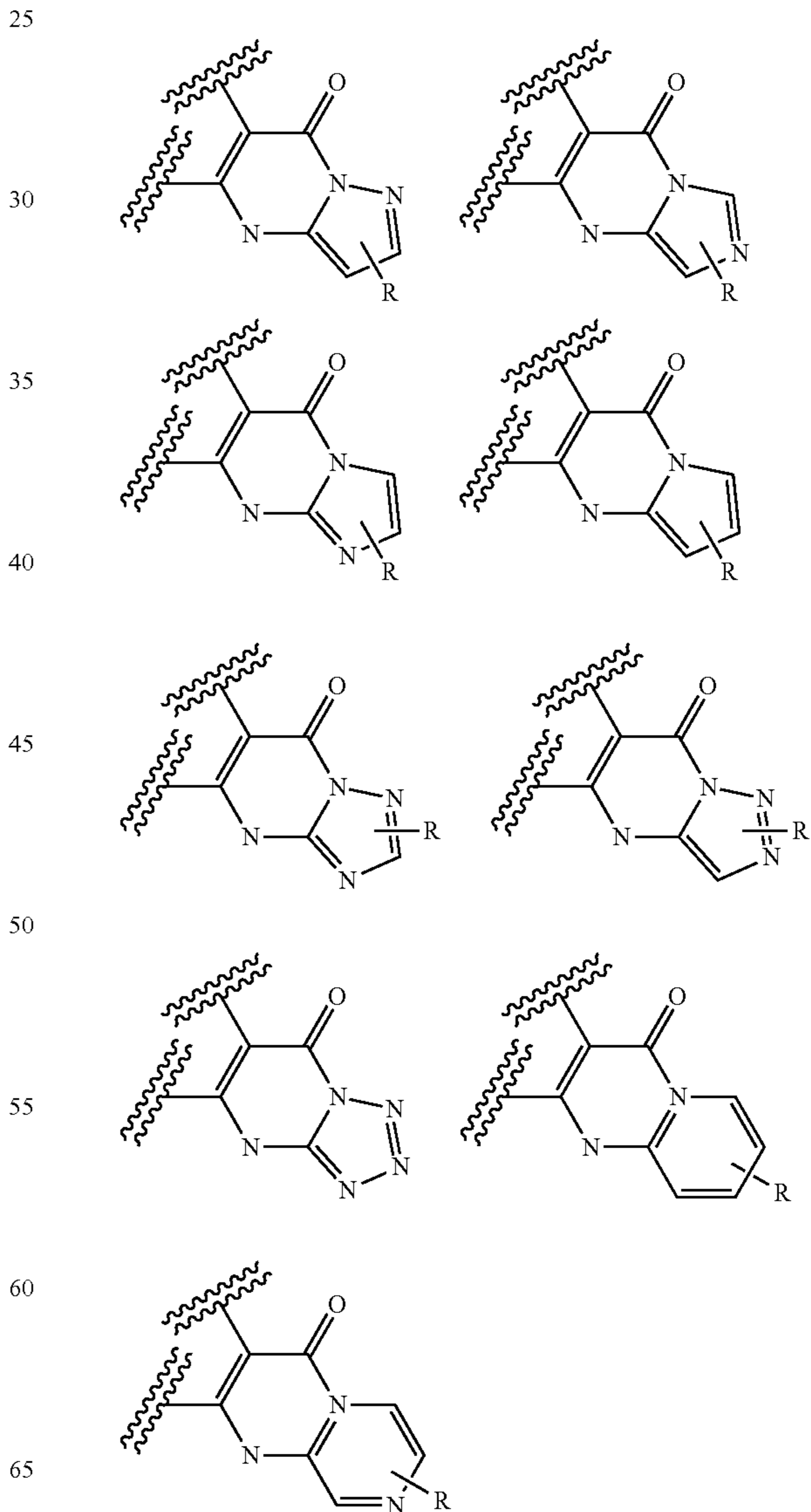
10

[Chemical formula 5]



includes, for example, the following:

[Chemical formula 6]





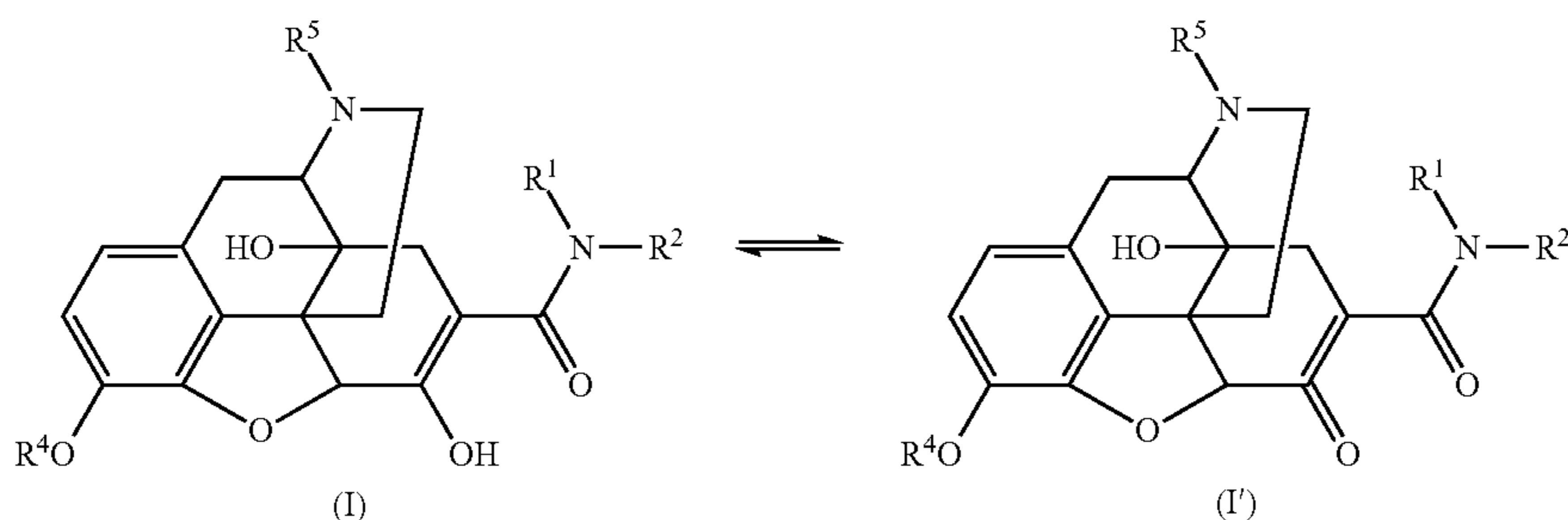


13

sodium or potassium), alkaline earth metals (magnesium or calcium), ammonium, organic bases or amino acids, and salts with inorganic acids (hydrochloric acid, sulfuric acid, nitric acid, hydrobromic acid, phosphoric acid and hydroiodic acid), or organic acids (acetic acid, trifluoroacetic acid, citric acid, lactic acid, tartaric acid, oxalic acid, maleic acid, fumaric acid, mandelic acid, glutaric acid, malic acid, benzoic acid, phthalic acid, benzenesulfonic acid, p-toluenesulfonic acid, methanesulfonic acid, or ethanesulfonic acid). Particularly, hydrochloric acid, phosphoric acid, tartaric acid, or methanesulfonic acid is preferable. These salts can be formed by a conventional method.

In addition, the compound (I) is not limited to a specific isomer, but includes all possible isomers and racemates. For example, when R<sup>3</sup> of the compound (I) is hydroxy, the compound (I) includes other tautomer, that is, the following compound (I').

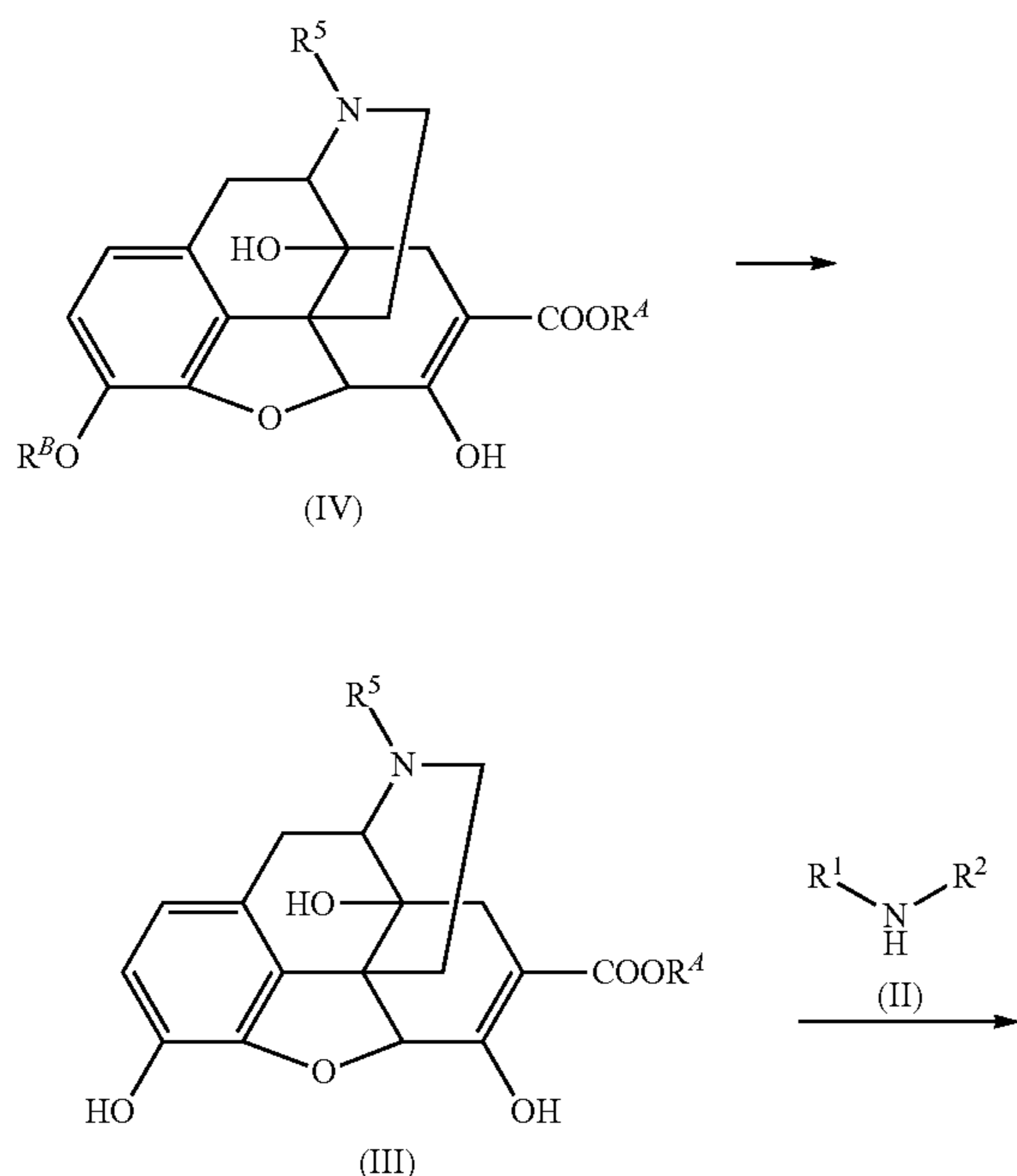
[Chemical formula 7]



The present compound (I) can be produced by the following process.

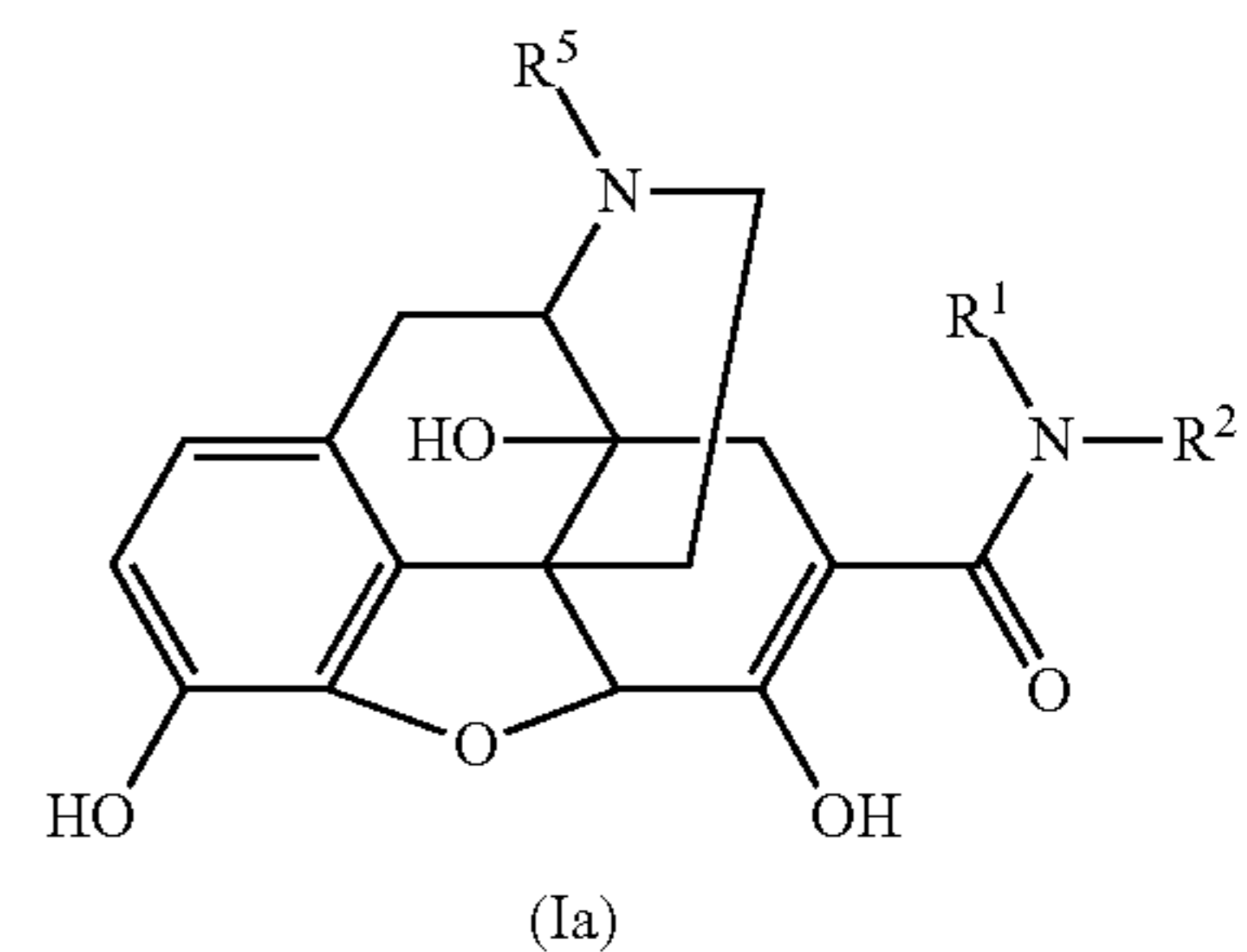
(A Process)

[Chemical formula 8]



14

-continued



wherein R<sup>4</sup> is an ester residue, R<sup>5</sup> is hydrogen or hydroxy protecting group, and other symbols are as defined above.

Herein, the ester residue includes lower alkyl such as methyl, ethyl and the like, aryl lower alkyl such as benzyl, phenethyl and the like, acyloxy lower alkyl such as acetylloxymethyl and the like, etc.

The hydroxy protecting group is not limited to, but includes lower alkyl (methyl, tert-butyl etc.), aryl lower alkyl (triphenylmethyl, benzyl etc.), tri lower alkylsilyl (trimethylsilyl, tert-butyldimethylsilyl, triethylsilyl, triisopropylsilyl etc.), lower alkyldiarylsilyl (tert-butyldiphenylsilyl etc.), triaryl lower alkylsilyl (tribenzylsilyl etc.), lower alkoxy lower alkyl (methoxymethyl, 1-ethoxyethyl, 1-methyl-1-methoxyethyl etc.), lower alkoxy lower alkoxy lower alkyl (methoxyethoxymethyl etc.), lower alkylthio lower alkyl (methylthiomethyl etc.), optionally substituted tetrahydropyranyl (tetrahydropyran-2-yl, 4-methoxytetrahydropyran-4-yl etc.), tetrahydrothiopyranyl (tetrahydrothiopyran-2-yl etc.), tetrahydrofuryl (tetrahydrofuran-2-yl etc.), tetrahydrothiofuryl (tetrahydrothiofuran-2-yl etc.), aryl lower alkyloxy lower alkyl (benzyloxymethyl etc.), lower alkylsulfonyl (methanesulfonyl, ethanesulfonyl etc.), acyl (acetyl etc.) and arylsulfonyl (p-toluenesulfonyl etc.). (First Step)

First, the known compound or compound (IV) derived therefrom is deprotected by a conventional method.

For example, when a protecting group is benzyl, the compound is dissolved or suspended in a suitable solvent (ethyl acetate, methanol, ethanol, tetrahydrofuran, dioxane, dimethylformamide, acetic acid, dilute hydrochloric acid, or a mixture thereof), and a hydrogenation reaction using a palladium catalyst (palladium hydroxide, palladium-carbon, palladium-barium sulfate, palladium-aluminum oxide, palladium black etc.) affords compound (III). A reaction may be performed at about 0° C. to about 100° C., preferably about

## 15

20° C. to about 50° C. for about 15 minutes to about 24 hours, preferably about 1 hour to about 5 hours.

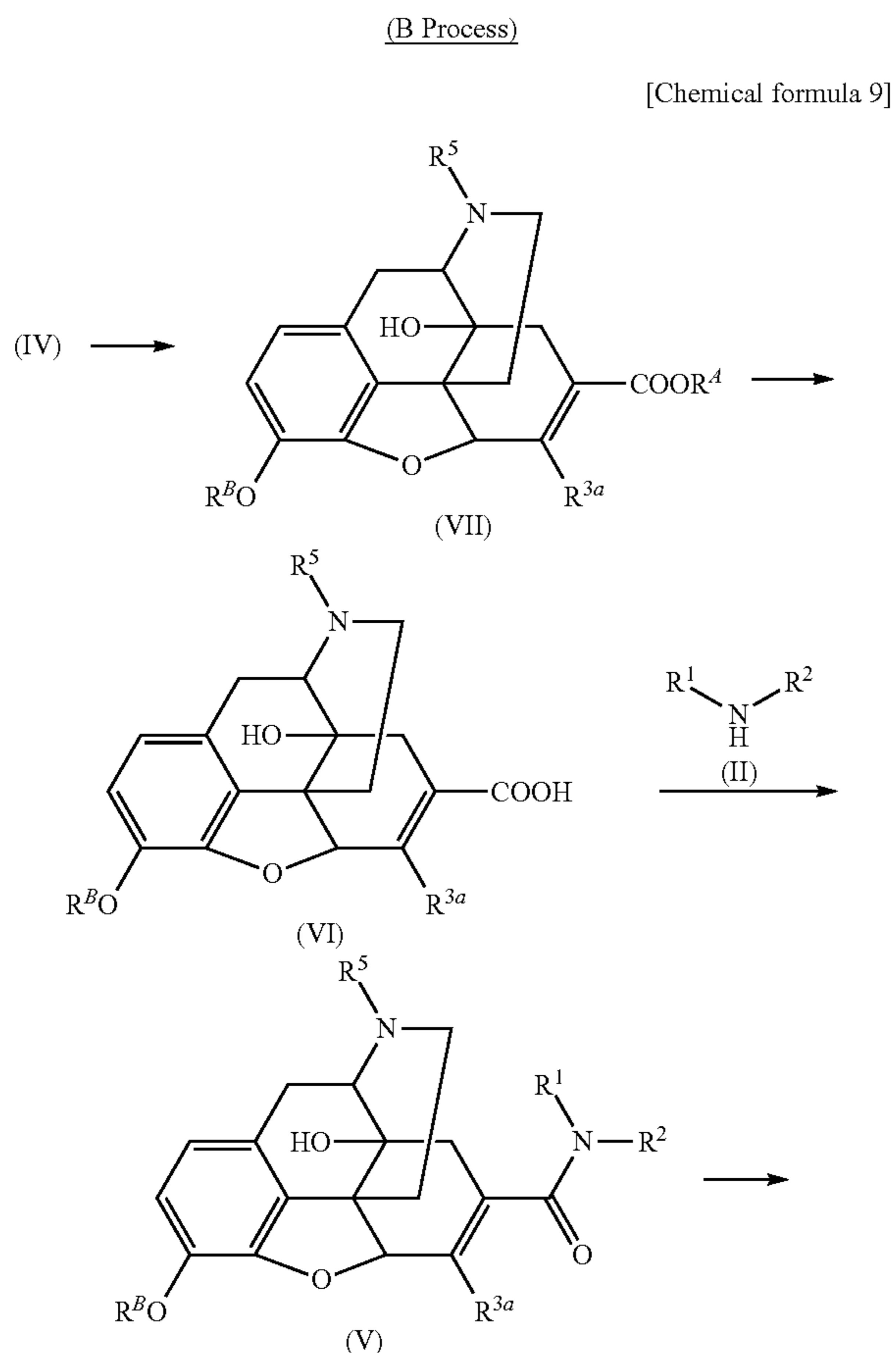
(Second Step)

Then, the resulting compound (III) is directly amidated to obtain compound (Ia).

For example, compound (III) and compound (II) may be reacted by heating in a suitable solvent (methanol, ethanol, tetrahydrofuran, dimethylformamide, diethyl ether, dichloromethane, dichloroethane, toluene, xylene, chlorobenzene, orthodichlorobenzene, 2-methoxyethanol or diethylene glycol dimethyl ether or a mixture thereof) or without a solvent at about 0° C. to about 250° C., preferably about 80° C. to about 200° C. for about 30 minutes to about 24 hours, preferably about 1 to 12 hours in the presence or the absence of an amine compound (ammonia, dimethylamine, triethylamine, pyridine, dimethylaniline, dimethylaminopyridine, lutidine etc.).

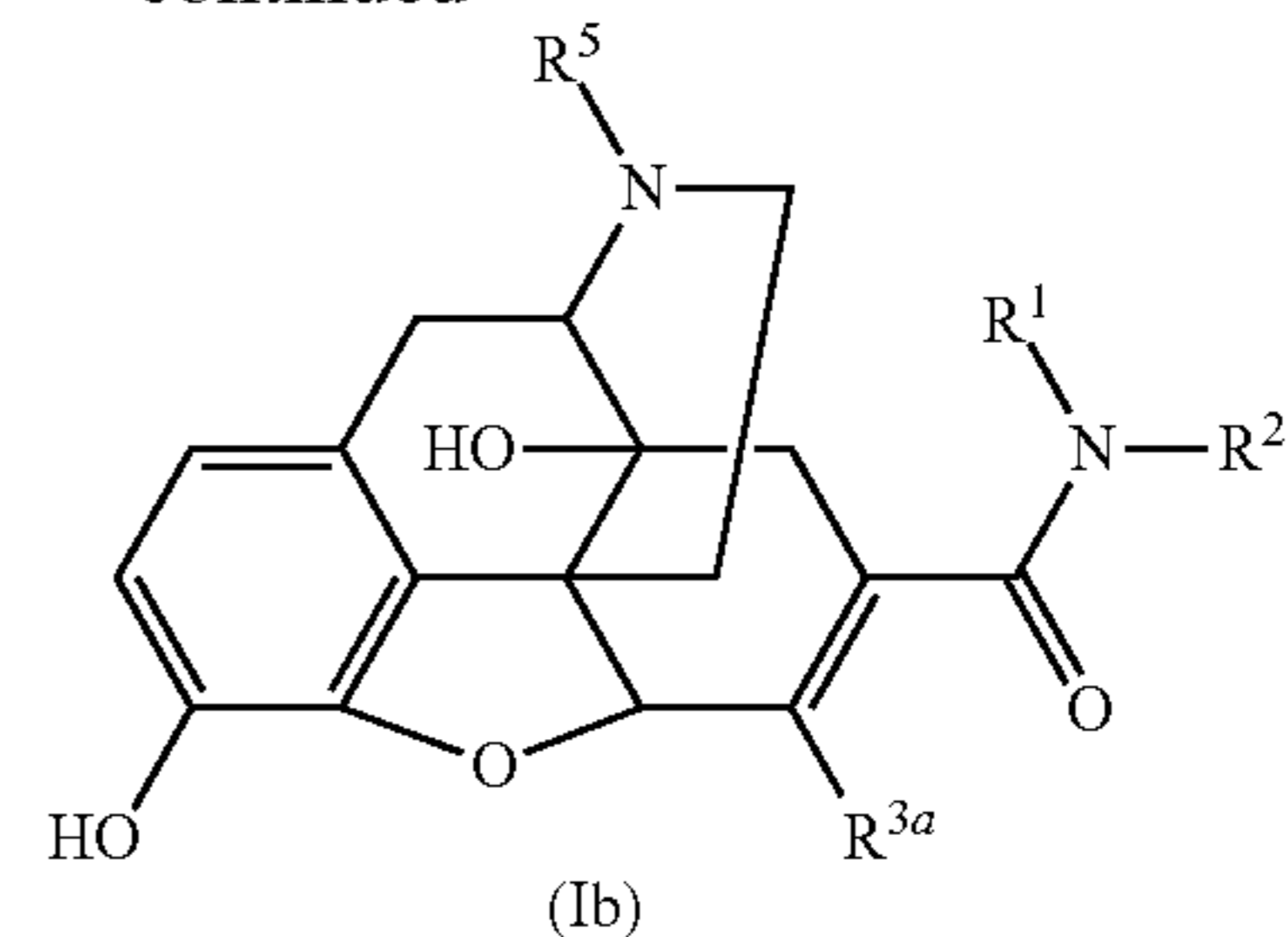
In order to effectively carry a reaction forward, the reaction may be performed by microwave irradiation. A reaction temperature, and an irradiation time are not particularly limited, but are about 100° C. to about 200° C. and about 5 minutes to about 5 hours, preferably about 10 minutes to about 1 hour. It is preferable to use, as a solvent, a polar solvent such as methanol, ethanol, 1-propanol, ethylene glycol, glycerin, 2-methoxyethanol, 2-ethoxyethanol, N,N-dimethylformamide, diethylene glycol dimethyl ether and the like.

When R<sup>4</sup> of objective compound (I) is lower alkyl, an objective compound can be obtained by the conventional etherization reaction at an arbitrary stage.



## 16

-continued



wherein R<sup>3a</sup> is hydroxy, or optionally substituted lower alkoxy, and other symbols are as defined above.

(First Step)

When R<sup>3</sup> of objective compound (I) is optionally substituted lower alkoxy, first, the known compound (IV) is etherized by a conventional method.

For example, the compound is reacted with an alkylating agent or an alcohol having a R<sup>3a</sup> group corresponding to an objective compound in the presence of a base (sodium hydride, potassium hydride, sodium hydroxide, potassium hydroxide, calcium hydroxide, barium hydroxide, sodium carbonate, potassium carbonate, calcium carbonate, cesium carbonate, sodium methoxide, sodium ethoxide, potassium tert-butoxide, sodium bicarbonate or metal sodium), or under the condition of Mitsunobu reaction in a suitable solvent (N,N-dimethylformamide, dimethyl sulfoxide, toluene, benzene, xylene, a mixture thereof, or the like) cyclohexane, hexane, dichloromethane, 1,2-dichloroethane, tetrahydrofuran, dioxane, acetone, methyl ethyl ketone, acetonitrile, water or a mixture thereof) to obtain compound (VII). The reaction may be performed at -70 to 180° C., preferably about 0 to 150° C. for about 15 minutes to about 24 hours, preferably about 1 hour to about 5 hours.

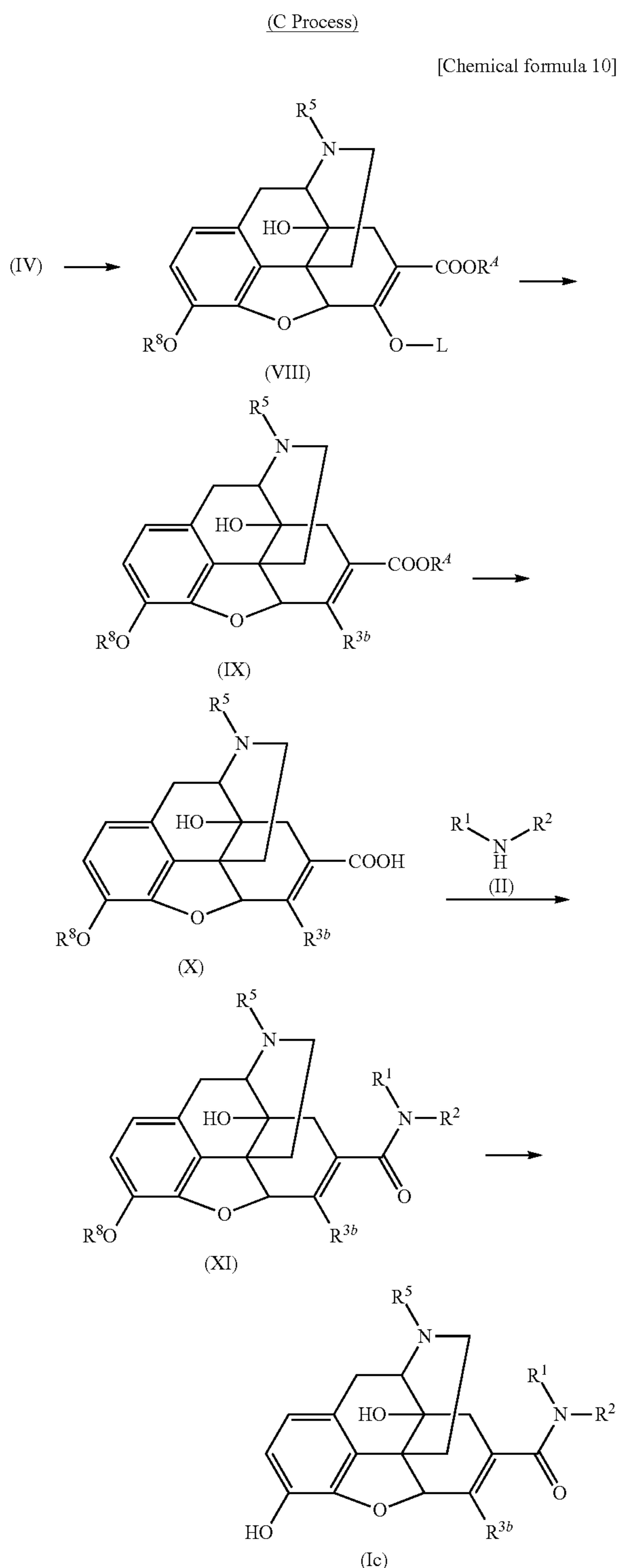
(Second Step)

Then, compound (VII) is hydrolyzed to obtain compound (VI). The reaction may be performed under ice-cooling to at a reflux temperature of a solvent for about 15 minutes to about 24 hours, preferably, 1 hour to about 5 hours using an inorganic base (sodium hydroxide, lithium hydroxide or potassium hydroxide) in a suitable solvent (methanol, ethanol, tetrahydrofuran, dioxane, dimethylformamide or a mixture thereof).

(Third Step and Fourth Step)

Then, compound (VI) is amidated, and the resulting compound (V) is deprotected to obtain objective compound (Ib). These reactions may be performed by the same methods as those of the second step and the first step in A process, respectively. In an amidation step, the reaction may be performed, if necessary, in the presence of a condensing agent (N,N'-dicyclohexylcarbodiimide, N-dimethylamino-propyl-N'-ethylcarbodiimide, diethyl phosphoryl cyanide, diphenyl phosphoryl azide etc.).

In addition, when R<sup>4</sup> of objective compound (I) is lower alkyl, an etherization reaction may be performed at an arbitrary stage as described above.



wherein L is a leaving group,  $R^{3b}$  is hydrogen, optionally substituted lower alkyl, optionally substituted lower alkenyl, optionally substituted lower alkynyl, optionally substituted lower alkoxy, mercapto, optionally substituted lower alkylthio, optionally substituted amino, optionally substituted carbamoyl, optionally substituted aryl, or optionally substituted heterocyclic group, and other symbols are as defined above.

(First Step)

When  $R^3$  of objective compound (I) is the  $R^{3b}$ , a leaving group L (e.g. trifluoromethanesulfonyl, methanesulfonyl, phosphoric acid ester etc.) is introduced into the known compound (IV). For example, the compound is reacted with trifluoromethanesulfonyl anhydride, trifluoromethanesulfonyl chloride, methanesulfonyl chloride, methanesulfonic anhydride, p-toluenesulfonyl chloride, N-phenyltrifluoromethanesulfonimide or various phosphoric acid esterifying reagents in the presence of a base (pyridine, triethylamine, ammonia, dimethylamine, dimethylaniline, dimethylaminopyridine, 2,6-lutidine or 2,6-di-tert-butylpyridine) using dichloromethane, chloroform, tetrahydrofuran, benzene, toluene, dimethylformamide, ethyl acetate or a mixture thereof as a solvent.

(Second Step)

The thus obtained compound (VIII) is subjected to the known substituent introducing reaction to obtain compound (IX).

(Third Step, Fourth Step and Fifth Step)

The compound (IX) is hydrolyzed, amidated, and deprotected by the same methods as those of the second step in B process, the second step in A process and the first step in A step, respectively, to obtain objective the compound (Ic).

In addition, when  $R^4$  of the objective compound (I) is lower alkyl, an etherization reaction may be performed at an arbitrary stage as described above.

(D Process)

compound (VIII) is obtained by the first step in C process, amidated according to the method of the fourth step in C process, and subjected to introduction of a substituent  $R^{3b}$ , deprotection, and a hydrolysis reaction according to the methods of the second step, third step and fifth step in C process, respectively, thereby, objective compound (I) may be also obtained.

All of thus obtained present compounds have the opioid receptor antagonistic activity, and are useful as a drug, and among compounds represented by the formula (I), the following compounds are particularly preferable.

- a) a compound in which  $R^1$  is hydrogen or lower alkyl,
- b) a compound in which  $R^1$  is hydrogen or C1-C3 alkyl,
- c) a compound in which  $R^2$  is:
  - (c-i) lower alkyl optionally substituted with one or more groups selected from Substituent group  $\beta$  (herein, Substituent group  $\beta$  is cycloalkyl optionally substituted with hydroxy, halogen, hydroxy, lower alkoxy, halogeno lower alkoxy, lower alkylthio, amino, lower alkylamino, carboxy, lower alkoxy carbonyl, cyano, lower alkylsulfonyl, aryl, aryloxy and lower alkylendioxy),
  - (c-ii) phenyl optionally substituted with one or more groups selected from group consisting of Substituent group  $\beta$ , lower alkyl and halogeno lower alkyl,
  - (c-iii) aryl lower alkyl optionally substituted with one or more groups selected from Substituent group  $\beta$ ,
  - (c-iv) cycloalkyl optionally substituted with one or more groups selected from Substituent group  $\beta$ ,
  - (c-v) heterocyclic group optionally substituted with one or more groups selected from Substituent group  $\beta$ , or
  - (c-vi) heterocyclic lower alkyl optionally substituted with one or more groups selected from Substituent group  $\beta$ ,
- d) a compound in which  $R^2$  is:
  - (d-i) lower alkyl optionally substituted with hydroxy, cycloalkyl optionally substituted with hydroxy, lower alkoxy, lower alkylthio, lower alkylamino or aryloxy,
  - (d-ii) phenyl optionally substituted with halogen, lower alkyl, halogeno lower alkyl, lower alkoxy, halogeno lower alkoxy, lower alkylthio, amino, lower alkylamino, cyano, lower alkylsulfonyl or lower alkylendioxy,

## 19

(d-iii) aryl lower alkyl optionally substituted with lower alkoxy or lower alkylthio,

(d-iv) cycloalkyl optionally substituted with lower alkyl, carboxy or lower alkoxy carbonyl,

(d-v) a heterocyclic group optionally substituted with lower alkyl, lower alkoxy or phenyl, or

(d-vi) heterocyclic lower alkyl optionally substituted with lower alkyl or aryl,

e) a compound in which  $R^1$  and  $R^2$  are taken together with a N atom to which they bind to form a 5-membered or 6-membered saturated heterocycle,

f) a compound in which  $R^3$  is hydroxy or lower alkoxy,

g) a compound in which  $R^3$  is hydroxy,

h) a compound in which  $R^3$  is amino optionally substituted with one or more groups selected from Substituent group  $\alpha$ ,

i) a compound in which  $R^3$  is halogen, lower alkyl, or amino substituted with arylsulfonyl optionally substituted with lower alkoxy,

j) a compound in which  $R^4$  is hydrogen or methoxy,

k) a compound in which  $R^5$  is cycloalkyl lower alkyl or lower alkenyl,

l) a compound in which  $R^5$  is cyclopropylmethyl or allyl,

m) a compound in which  $R^5$  is cyclopropylmethyl,

n) a compound in which  $R^1$  is hydrogen or lower alkyl,  $R^2$  is the (d-i),  $R^3$  is hydroxy or lower alkoxy,  $R^4$  is hydrogen, and  $R^5$  is cycloalkyl lower alkyl or lower alkenyl,

o) a compound in which  $R^1$  is hydrogen or lower alkyl,  $R^2$  is the (d-i),  $R^3$  is hydroxy or lower alkoxy,  $R^4$  is hydrogen, and  $R^5$  is cyclopropylmethyl,

p) a compound in which  $R^1$  is hydrogen or lower alkyl,  $R^2$  is the (d-i),  $R^3$  is halogen, lower alkyl, or amino substituted with arylsulfonyl optionally substituted with lower alkoxy,  $R^4$  is hydrogen, and  $R^5$  is cycloalkyl lower alkyl or lower alkenyl,

q) a compound in which  $R^1$  is hydrogen or lower alkyl,  $R^2$  is the (d-i),  $R^3$  is halogen, lower alkyl, or amino substituted with arylsulfonyl optionally substituted with lower alkoxy,  $R^4$  is hydrogen, and  $R^5$  is cyclopropylmethyl,

r) a compound in which  $R^1$  is hydrogen or lower alkyl,  $R^2$  is the (d-ii),  $R^3$  is hydroxy or lower alkoxy,  $R^4$  is hydrogen, and  $R^5$  is cycloalkyl lower alkyl or lower alkenyl,

s) a compound in which  $R^1$  is hydrogen or lower alkyl,  $R^2$  is the (d-ii),  $R^3$  is hydroxy or lower alkoxy,  $R^4$  is hydrogen, and  $R^5$  is cyclopropylmethyl,

t) a compound in which  $R^1$  is hydrogen or lower alkyl,  $R^2$  is the (d-iii),  $R^3$  is hydroxy or lower alkoxy,  $R^4$  is hydrogen, and  $R^5$  is cycloalkyl lower alkyl or lower alkenyl,

u) a compound in which  $R^1$  is hydrogen or lower alkyl,  $R^2$  is the (d-iii),  $R^3$  is hydroxy or lower alkoxy,  $R^4$  is hydrogen, and  $R^5$  is cyclopropylmethyl,

v) a compound in which  $R^1$  is hydrogen or lower alkyl,  $R^2$  is the (d-iv),  $R^3$  is hydroxy or lower alkoxy,  $R^4$  is hydrogen, and  $R^5$  is cycloalkyl lower alkyl or lower alkenyl,

w) a compound in which  $R^1$  is hydrogen or lower alkyl,  $R^2$  is the (d-iv),  $R^3$  is hydroxy or lower alkoxy,  $R^4$  is hydrogen, and  $R^5$  is cyclopropylmethyl,

x) a compound in which  $R^1$  is hydrogen or lower alkyl,  $R^2$  is the (d-v),  $R^3$  is hydroxy or lower alkoxy,  $R^4$  is hydrogen, and  $R^5$  is cycloalkyl lower alkyl or lower alkenyl,

y) a compound in which  $R^1$  is hydrogen or lower alkyl,  $R^2$  is the (d-v),  $R^3$  is hydroxy or lower alkoxy,  $R^4$  is hydrogen, and  $R^5$  is cyclopropylmethyl,

z) a compound in which  $R^1$  is hydrogen or lower alkyl,  $R^2$  is the (d-vi),  $R^3$  is hydroxy or lower alkoxy,  $R^4$  is hydrogen, and  $R^5$  is cycloalkyl lower alkyl or lower alkenyl,

## 20

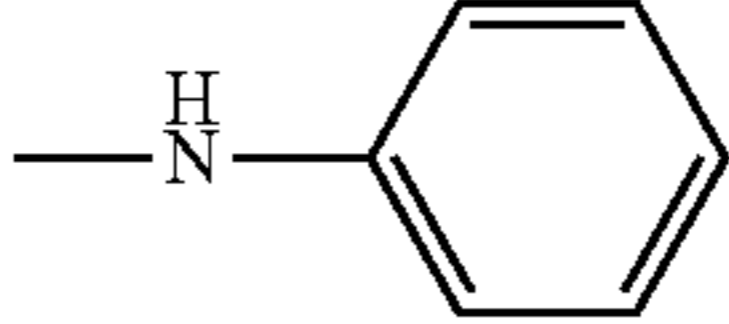
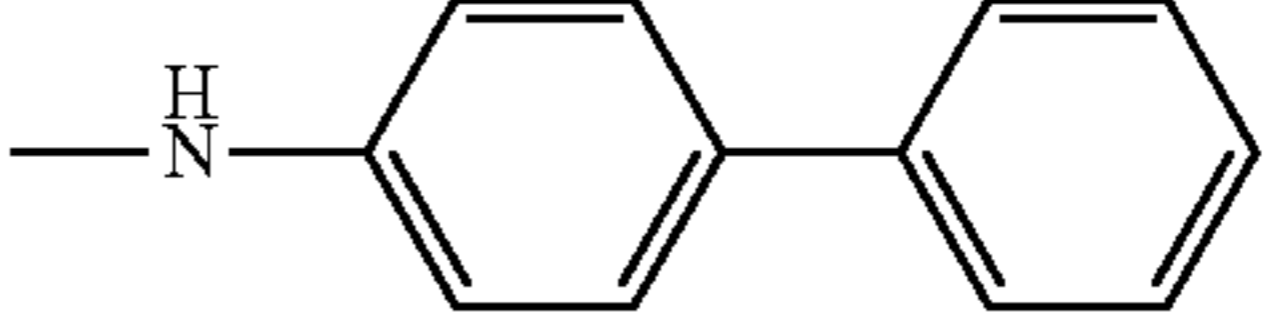
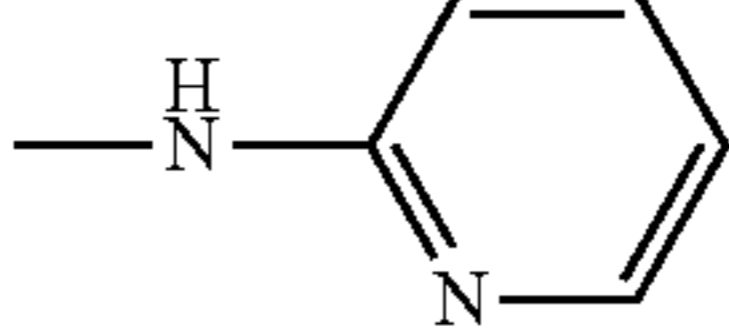
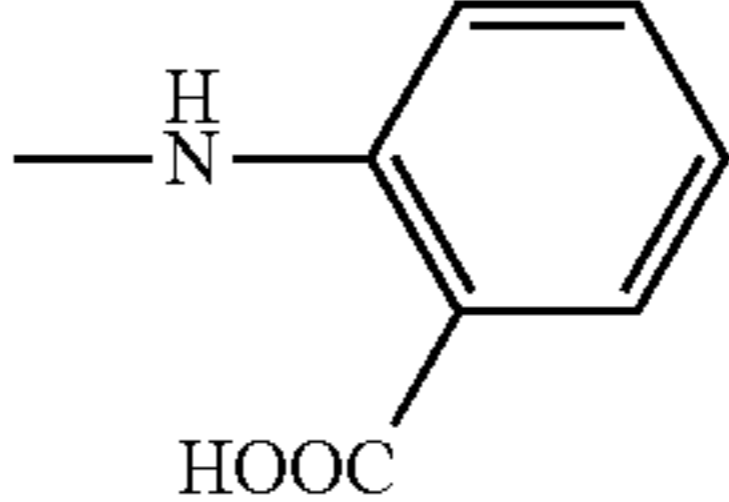
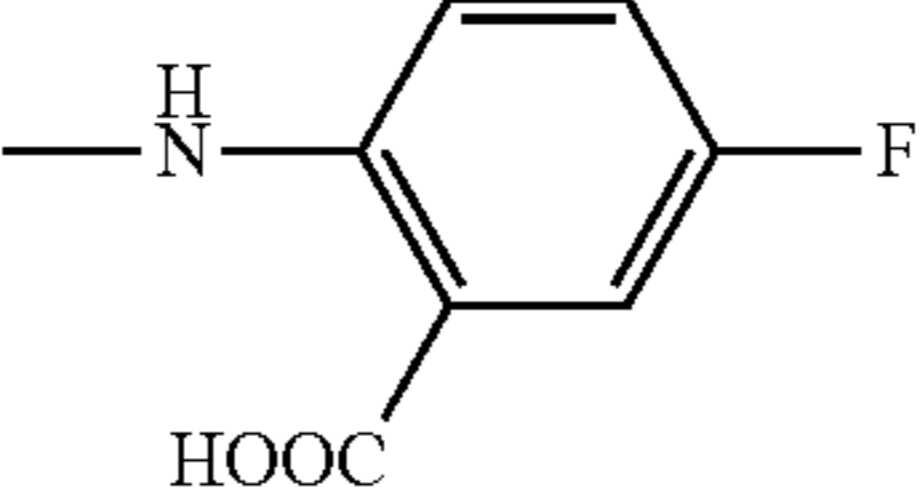
aa) a compound in which  $R^1$  is hydrogen or lower alkyl,  $R^2$  is the (d-vi),  $R^3$  is hydroxy or lower alkoxy,  $R^4$  is hydrogen, and  $R^5$  is cyclopropylmethyl,

ab) a compound in which  $R^1$  and  $R^2$  are taken together with a N atom to which they bind to form a 5-membered or 6-membered saturated heterocycle,  $R^3$  is hydroxy or lower alkoxy,  $R^4$  is hydrogen, and  $R^5$  is cycloalkyl lower alkyl group or lower alkenyl,

ac) a compound in which  $R^1$  and  $R^2$  are taken together with a N atom to which they bind to form a 5-membered or 6-membered saturated heterocycle,  $R^3$  is hydroxy or lower alkoxy,  $R^4$  is hydrogen, and  $R^5$  is cyclopropylmethyl, or a pharmaceutically acceptable salt or a solvate thereof.

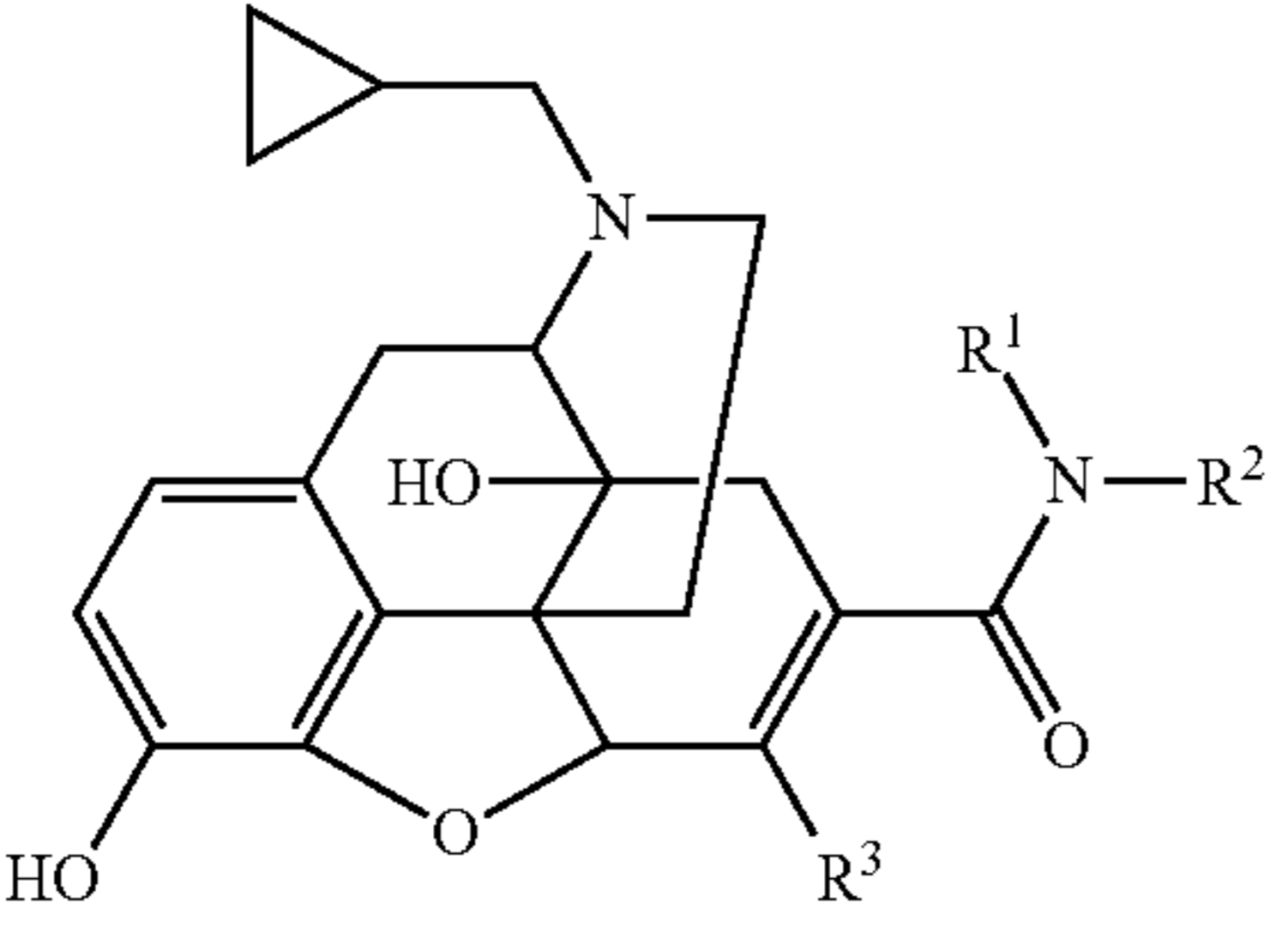
In a compound represented by the formula (I), a compound in which  $R^4$  is hydrogen,  $R^5$  is cyclopropylmethyl, and a combination of  $NR^1R^2$  and  $R^3$  ( $NR^1R^2$ ,  $R^3$ ) is the following.

TABLE 1

	NR <sup>1</sup> R <sup>2</sup>	CR <sup>9</sup> R <sup>10</sup>
AA	—NH <i>i</i> Pr	—
AB		—
AC		—
AD		—
AE		—
AF		—
AG	—NHCR <sup>9</sup> R <sup>10</sup> CONH <sub>2</sub>	Ra
AH	—NHCR <sup>9</sup> R <sup>10</sup> CONH <sub>2</sub>	Rb
AI	—NHCR <sup>9</sup> R <sup>10</sup> CONH <sub>2</sub>	Rc
AJ	—NHCR <sup>9</sup> R <sup>10</sup> CONH <sub>2</sub>	Rd
AK	—NHCR <sup>9</sup> R <sup>10</sup> CONH <sub>2</sub>	Re
AL	—NHCR <sup>9</sup> R <sup>10</sup> CONH <sub>2</sub>	Rf
AM	—NHCR <sup>9</sup> R <sup>10</sup> CONH <sub>2</sub>	Rg
AN	—NHCR <sup>9</sup> R <sup>10</sup> CONH <sub>2</sub>	Rh
AO	—NHCR <sup>9</sup> R <sup>10</sup> CONH <sub>2</sub>	Ri
AP	—NHCR <sup>9</sup> R <sup>10</sup> CONH <sub>2</sub>	Rj
AQ	—NHCR <sup>9</sup> R <sup>10</sup> CONH <sub>2</sub>	Rk
AR	—NHCR <sup>9</sup> R <sup>10</sup> CONH <sub>2</sub>	RL

21

TABLE 1-continued



	NR1R2	CR9R10	
AS	—NHCR9R10CONH2	Rm	5
AT	—NHCR9R10CONH2	Rn	
AU	—NHCR9R10CONH2	Ro	
AV	—NHCR9R10CONH2	Rp	
AW	—NHCR9R10CONH2	Rq	
AX	—NHCR9R10CONH2	Rr	
AY	—NHCR9R10CONH2	Rs	
AZ	—NHCR9R10CONH2	Rt	10
BA	—NHCR9R10CONMe2	Ra	
BB	—NHCR9R10CONMe2	Rb	
BC	—NHCR9R10CONMe2	Rc	
BD	—NHCR9R10CONMe2	Rd	
BE	—NHCR9R10CONMe2	Re	
BF	—NHCR9R10CONMe2	Rf	25
BG	—NHCR9R10CONMe2	Rg	
BH	—NHCR9R10CONMe2	Rh	
BI	—NHCR9R10CONMe2	Ri	
BJ	—NHCR9R10CONMe2	Rj	
BK	—NHCR9R10CONMe2	Rk	
BL	—NHCR9R10CONMe2	Rl	30
BM	—NHCR9R10CONMe2	Rm	
BN	—NHCR9R10CONMe2	Rn	
BO	—NHCR9R10CONMe2	Ro	
BP	—NHCR9R10CONMe2	Rp	
BQ	—NHCR9R10CONMe2	Rq	
BR	—NHCR9R10CONMe2	Rr	
BS	—NHCR9R10CONMe2	Rs	35
BT	—NHCR9R10CONMe2	Rt	
BU	—NHCR9R10COOH	Ra	
BV	—NHCR9R10COOH	Rb	
BW	—NHCR9R10COOH	Rc	
BX	—NHCR9R10COOH	Rd	40
BY	—NHCR9R10COOH	Re	
BZ	—NHCR9R10COOH	Rf	
CA	—NHCR9R10COOH	Rg	
CB	—NHCR9R10COOH	Rh	
CC	—NHCR9R10COOH	Ri	
CD	—NHCR9R10COOH	Rj	
CE	—NHCR9R10COOH	Rk	45
CF	—NHCR9R10COOH	Rl	
CG	—NHCR9R10COOH	Rm	
CH	—NHCR9R10COOH	Rn	
CI	—NHCR9R10COOH	Ro	
CJ	—NHCR9R10COOH	Rp	
CK	—NHCR9R10COOH	Rq	50
CL	—NHCR9R10COOH	Rr	
CM	—NHCR9R10COOH	Rs	
CN	—NHCR9R10COOH	Rt	
CO	—NHCR9R10COOMe	Ra	
CP	—NHCR9R10COOMe	Rb	
CQ	—NHCR9R10COOMe	Rc	55
CR	—NHCR9R10COOMe	Rd	

TABLE 2

	NR1R2	CR9R10	
CS	—NHCR9R10COOMe	Re	60
CT	—NHCR9R10COOMe	Rf	
CU	—NHCR9R10COOMe	Rg	
CV	—NHCR9R10COOMe	Rh	
CW	—NHCR9R10COOMe	Ri	65

22

TABLE 2-continued

	NR1R2	CR9R10
CX	—NHCR9R10COOMe	Rj
CY	—NHCR9R10COOMe	Rk
CZ	—NHCR9R10COOMe	Rl
DA	—NHCR9R10COOMe	Rm
DB	—NHCR9R10COOMe	Rn
DC	—NHCR9R10COOMe	Ro
DD	—NHCR9R10COOMe	Rp
DE	—NHCR9R10COOMe	Rq
DF	—NHCR9R10COOMe	Rr
DG	—NHCR9R10COOMe	Rs
DH	—NHCR9R10COOMe	Rt
DI	—NHCR9R10COOEt	Ra
DJ	—NHCR9R10COOEt	Rb
DK	—NHCR9R10COOEt	Rc
DL	—NHCR9R10COOEt	Rd
DM	—NHCR9R10COOEt	Re
DN	—NHCR9R10COOEt	Rf
DO	—NHCR9R10COOEt	Rg
DP	—NHCR9R10COOEt	Rh
DQ	—NHCR9R10COOEt	Ri
DR	—NHCR9R10COOEt	Rj
DS	—NHCR9R10COOEt	Rk
DT	—NHCR9R10COOEt	Rl
DU	—NHCR9R10COOEt	Rm
DV	—NHCR9R10COOEt	Rn
DW	—NHCR9R10COOEt	Ro
DX	—NHCR9R10COOEt	Rp
DY	—NHCR9R10COOEt	Rq
DZ	—NHCR9R10COOEt	Rr
EA	—NHCR9R10COOEt	Rs
EB	—NHCR9R10COOEt	Rt
EC	—NHCR9R10COOiPr	Ra
ED	—NHCR9R10COOiPr	Rb
EE	—NHCR9R10COOiPr	Rc
EF	—NHCR9R10COOiPr	Rd
EG	—NHCR9R10COOiPr	Re
EH	—NHCR9R10COOiPr	Rf
EI	—NHCR9R10COOiPr	Rg
EJ	—NHCR9R10COOiPr	Rh
EK	—NHCR9R10COOiPr	Ri
EL	—NHCR9R10COOiPr	Rj
EM	—NHCR9R10COOiPr	Rk
EN	—NHCR9R10COOiPr	Rl
EO	—NHCR9R10COOiPr	Rm
EP	—NHCR9R10COOiPr	Rn
EQ	—NHCR9R10COOiPr	Ro
ER	—NHCR9R10COOiPr	Rp
ES	—NHCR9R10COOiPr	Rq
ET	—NHCR9R10COOiPr	Rr
EU	—NHCR9R10COOiPr	Rs
EV	—NHCR9R10COOiPr	Rt
EW	—NHCR9R10CONHMe	Ra
EX	—NHCR9R10CONHMe	Rb
EY	—NHCR9R10CONHMe	Rc
EZ	—NHCR9R10CONHMe	Rd
FA	—NHCR9R10CONHMe	Re
FB	—NHCR9R10CONHMe	Rf
FC	—NHCR9R10CONHMe	Rg
FD	—NHCR9R10CONHMe	Rh
FE	—NHCR9R10CONHMe	Ri
FF	—NHCR9R10CONHMe	Rj
FG	—NHCR9R10CONHMe	Rk
FH	—NHCR9R10CONHMe	Rl
FI	—NHCR9R10CONHMe	Rm
FJ	—NHCR9R10CONHMe	Rn
FK	—NHCR9R10CONHMe	Ro
FL	—NHCR9R10CONHMe	Rp
FM	—NHCR9R10CONHMe	Rq
FN	—NHCR9R10CONHMe	Rr
FO	—NHCR9R10CONHMe	Rs
FP	—NHCR9R10CONHMe	Rt
FQ	—NHCR9R10CONHiPr	Ra
FR	—NHCR9R10CONHiPr	Rb
FS	—NHCR9R10CONHiPr	Rc
FT	—NHCR9R10CONHiPr	Rd
FU	—NHCR9R10CONHiPr	Re
FV	—NHCR9R10CONHiPr	Rf
FW	—NHCR9R10CONHiPr	Rg

23

TABLE 2-continued

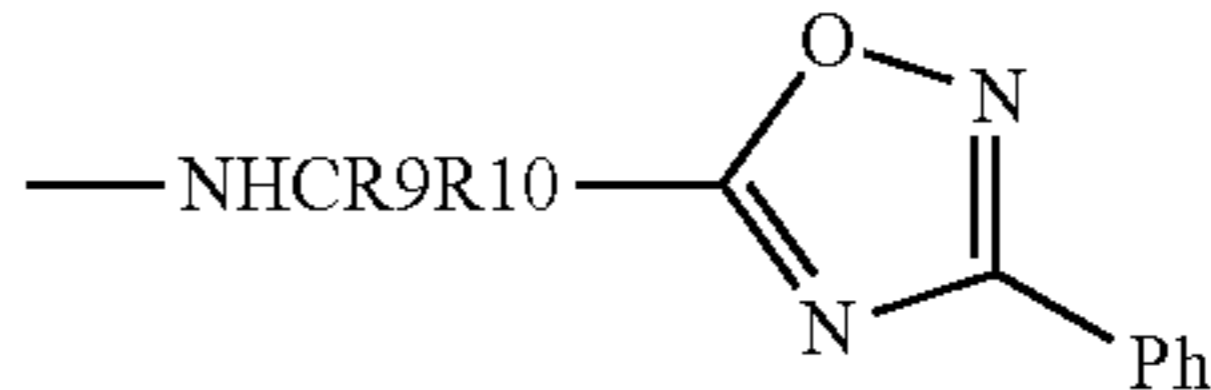
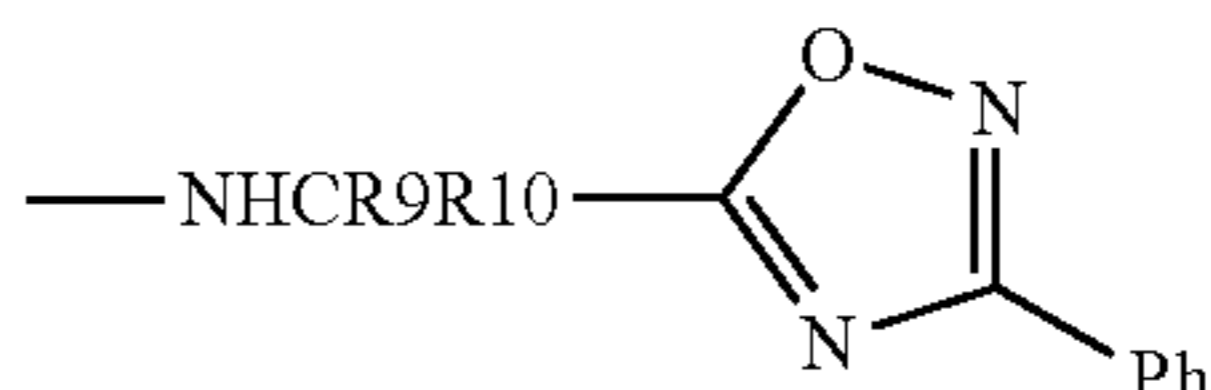
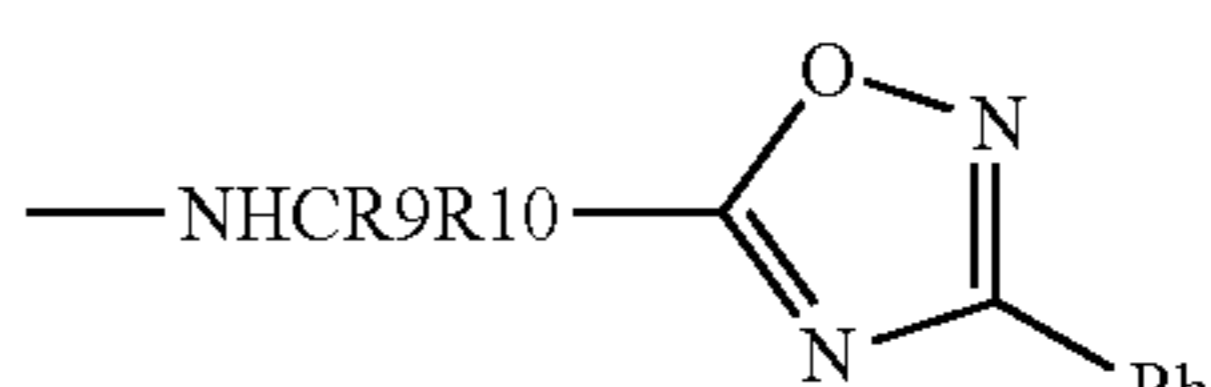
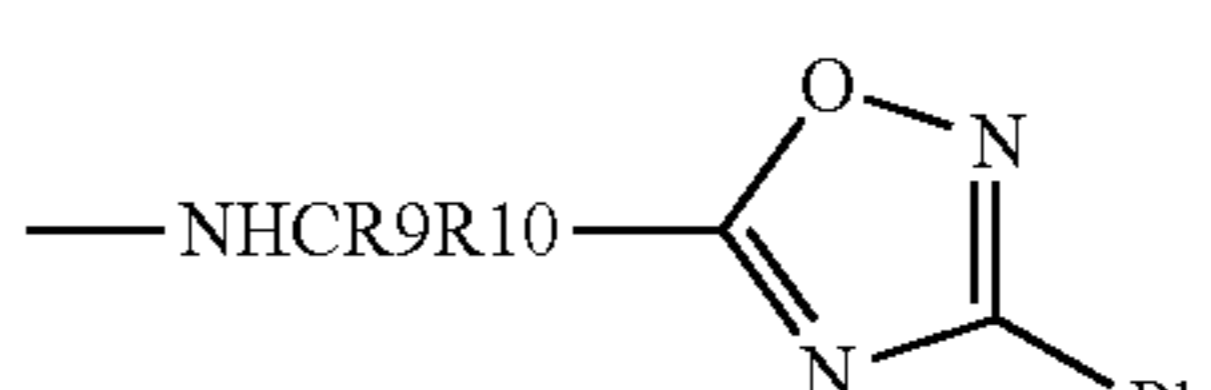
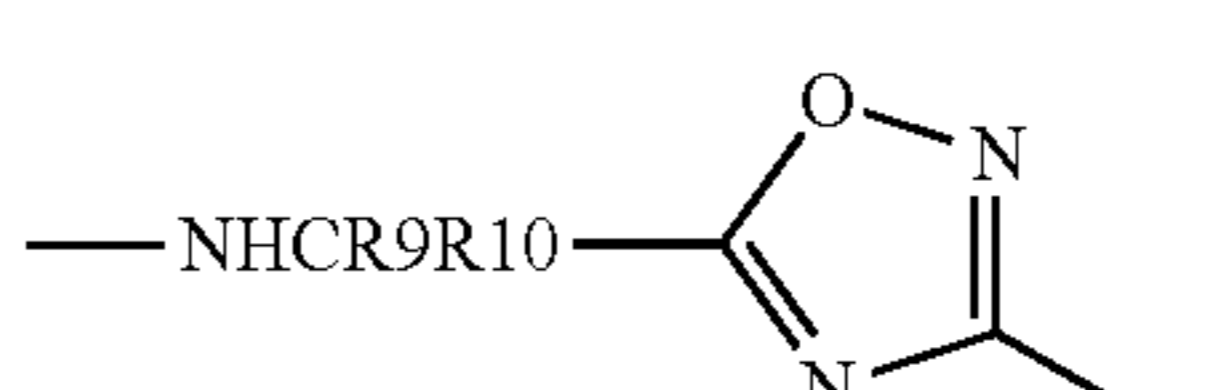
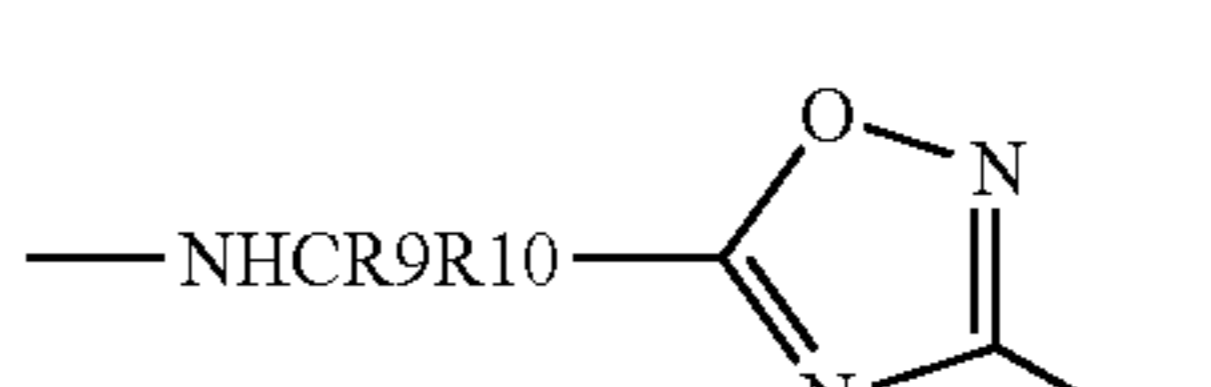
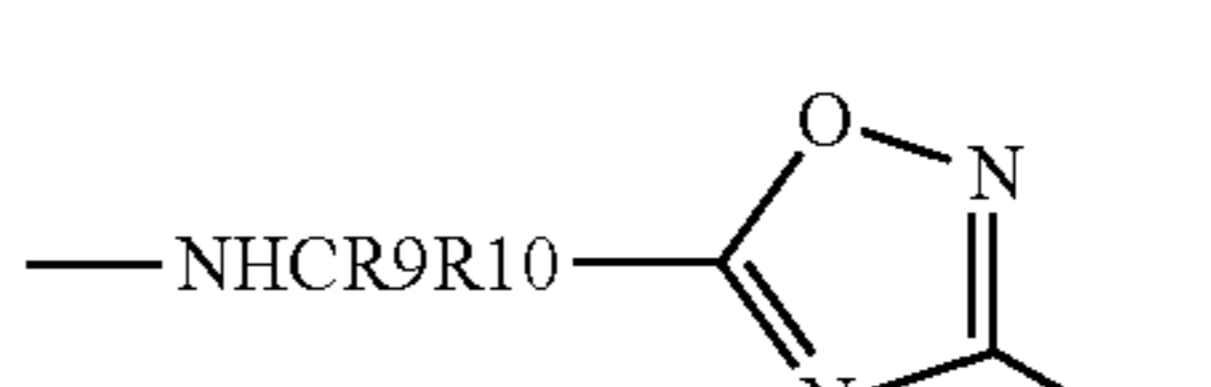
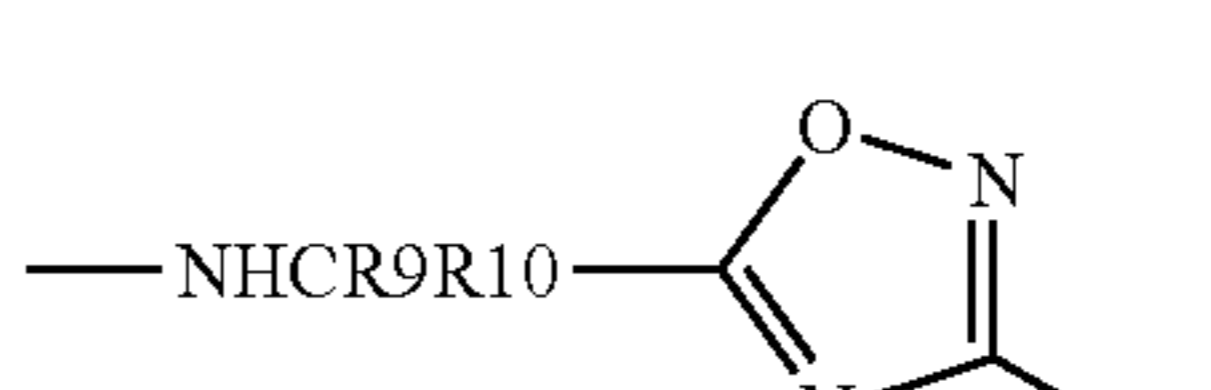
	NR1R2	CR9R10	
FX	—NHCR9R10CONHiPr	Rh	
FY	—NHCR9R10CONHiPr	Ri	5
FZ	—NHCR9R10CONHiPr	Rj	
GA	—NHCR9R10CONHiPr	Rk	
GB	—NHCR9R10CONHiPr	Rl	
GC	—NHCR9R10CONHiPr	Rm	
GD	—NHCR9R10CONHiPr	Rn	
GE	—NHCR9R10CONHiPr	Ro	10
GF	—NHCR9R10CONHiPr	Rp	
GG	—NHCR9R10CONHiPr	Rq	
GH	—NHCR9R10CONHiPr	Rr	
GI	—NHCR9R10CONHiPr	Rs	
GJ	—NHCR9R10CONHiPr	Rt	
GK	—NHCR9R10CONHPh	Ra	15
GL	—NHCR9R10CONHPh	Rb	
GM	—NHCR9R10CONHPh	Rc	
GN	—NHCR9R10CONHPh	Rd	
GO	—NHCR9R10CONHPh	Re	
GP	—NHCR9R10CONHPh	Rf	
GQ	—NHCR9R10CONHPh	Rg	
GR	—NHCR9R10CONHPh	Rh	20
GS	—NHCR9R10CONHPh	Ri	
GT	—NHCR9R10CONHPh	Rj	
GU	—NHCR9R10CONHPh	Rk	
GV	—NHCR9R10CONHPh	Rl	
GW	—NHCR9R10CONHPh	Rm	25
GX	—NHCR9R10CONHPh	Rn	
GY	—NHCR9R10CONHPh	Ro	
GZ	—NHCR9R10CONHPh	Rp	
HA	—NHCR9R10CONHPh	Rq	
HB	—NHCR9R10CONHPh	Rr	
HC	—NHCR9R10CONHPh	Rs	30
HD	—NHCR9R10CONHPh	Rt	

TABLE 3

	NR1R2	CR9R10	
HE	—NHCR9R10CONHCN	Ra	
HF	—NHCR9R10CONHCN	Rb	
HG	—NHCR9R10CONHCN	Rc	
HH	—NHCR9R10CONHCN	Rd	40
HI	—NHCR9R10CONHCN	Re	
HJ	—NHCR9R10CONHCN	Rf	
HK	—NHCR9R10CONHCN	Rg	
HL	—NHCR9R10CONHCN	Rh	
HM	—NHCR9R10CONHCN	Ri	
HN	—NHCR9R10CONHCN	Rj	45
HO	—NHCR9R10CONHCN	Rk	
HP	—NHCR9R10CONHCN	Rl	
HQ	—NHCR9R10CONHCN	Rm	
HR	—NHCR9R10CONHCN	Rn	
HS	—NHCR9R10CONHCN	Ro	
HT	—NHCR9R10CONHCN	Rp	
HU	—NHCR9R10CONHCN	Rq	50
HV	—NHCR9R10CONHCN	Rr	
HW	—NHCR9R10CONHCN	Rs	
HX	—NHCR9R10CONHCN	Rt	
HY	—NHCR9R10CONHSO2Me	Ra	
HZ	—NHCR9R10CONHSO2Me	Rb	
IA	—NHCR9R10CONHSO2Me	Rc	55
IB	—NHCR9R10CONHSO2Me	Rd	
IC	—NHCR9R10CONHSO2Me	Re	
ID	—NHCR9R10CONHSO2Me	Rf	
IE	—NHCR9R10CONHSO2Me	Rg	
IF	—NHCR9R10CONHSO2Me	Rh	
IG	—NHCR9R10CONHSO2Me	Ri	60
IH	—NHCR9R10CONHSO2Me	Rj	
II	—NHCR9R10CONHSO2Me	Rk	
IJ	—NHCR9R10CONHSO2Me	Rl	
IK	—NHCR9R10CONHSO2Me	Rm	
IL	—NHCR9R10CONHSO2Me	Rn	
IM	—NHCR9R10CONHSO2Me	Ro	
IN	—NHCR9R10CONHSO2Me	Rp	65
IO	—NHCR9R10CONHSO2Me	Rq	

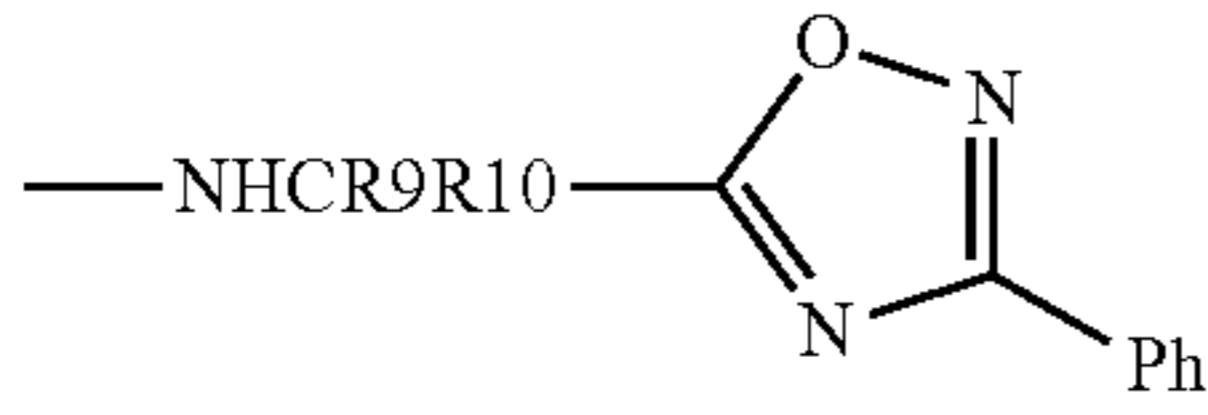
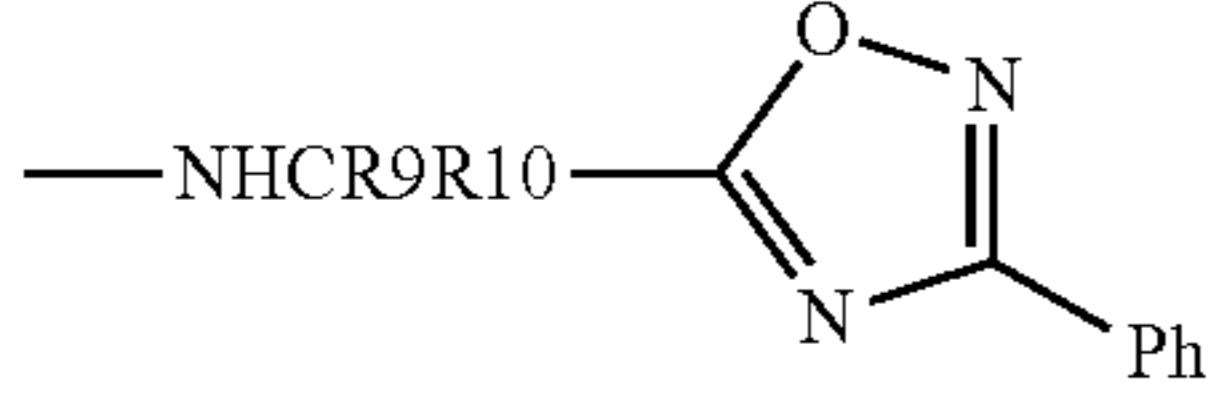
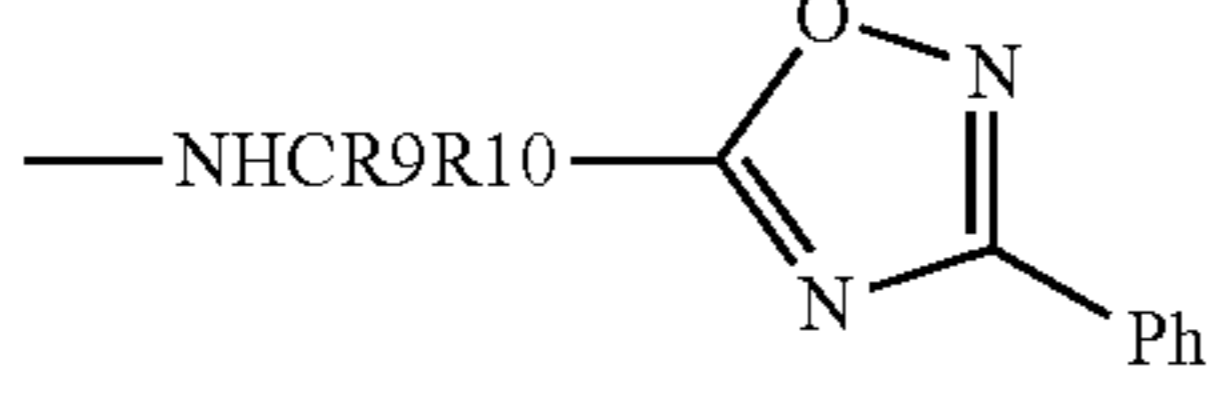
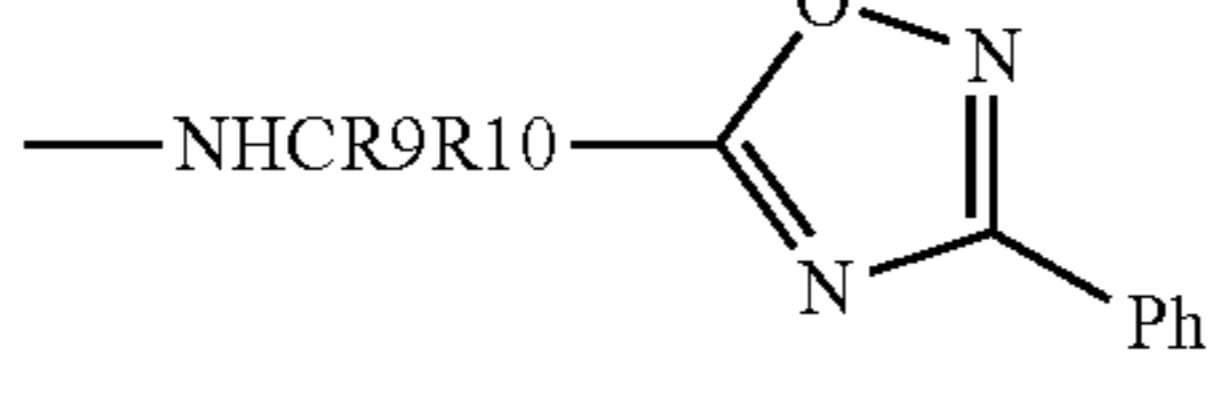
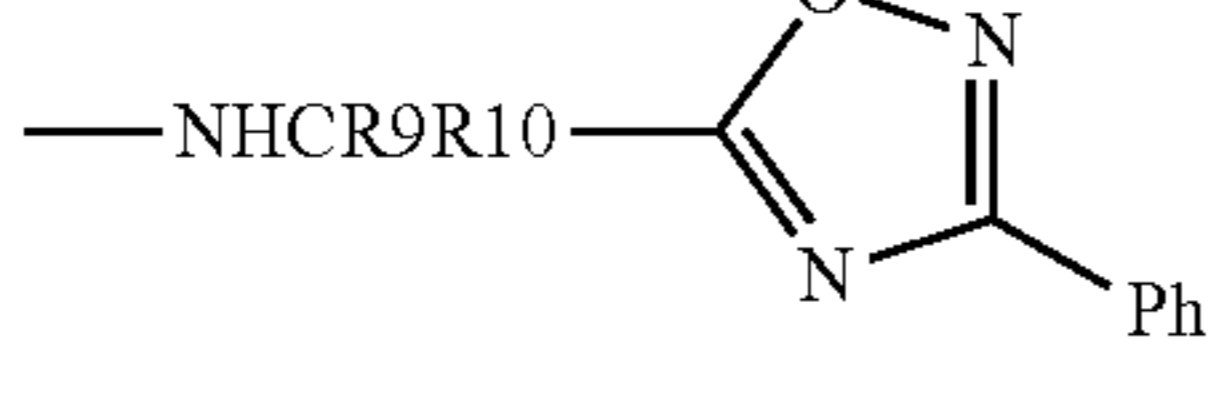
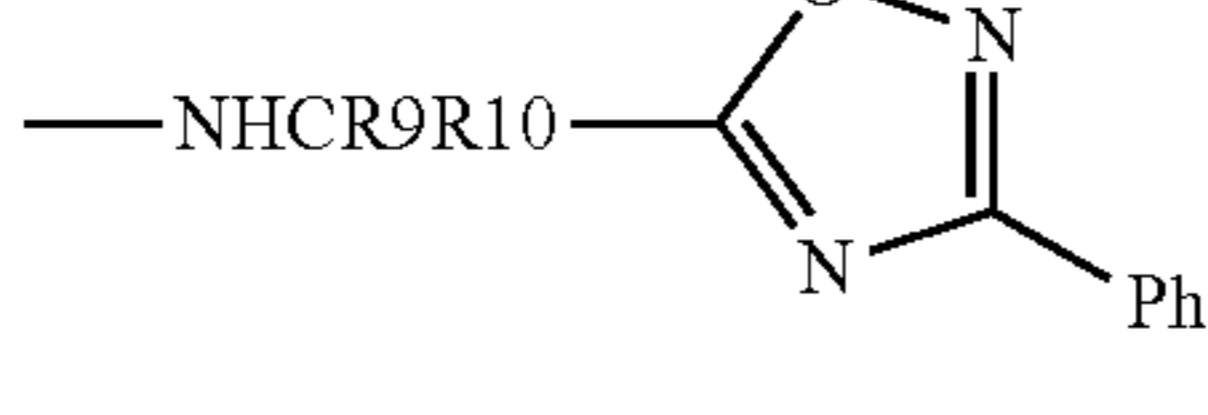
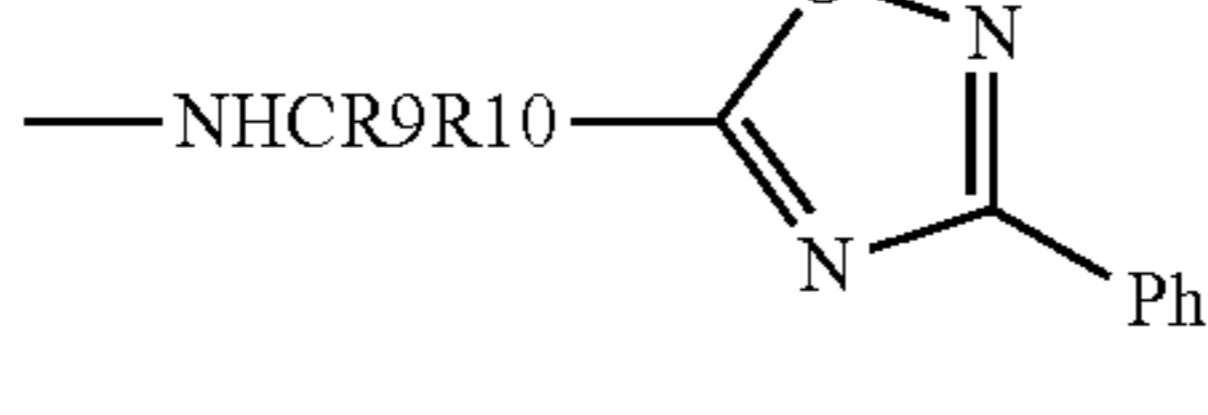
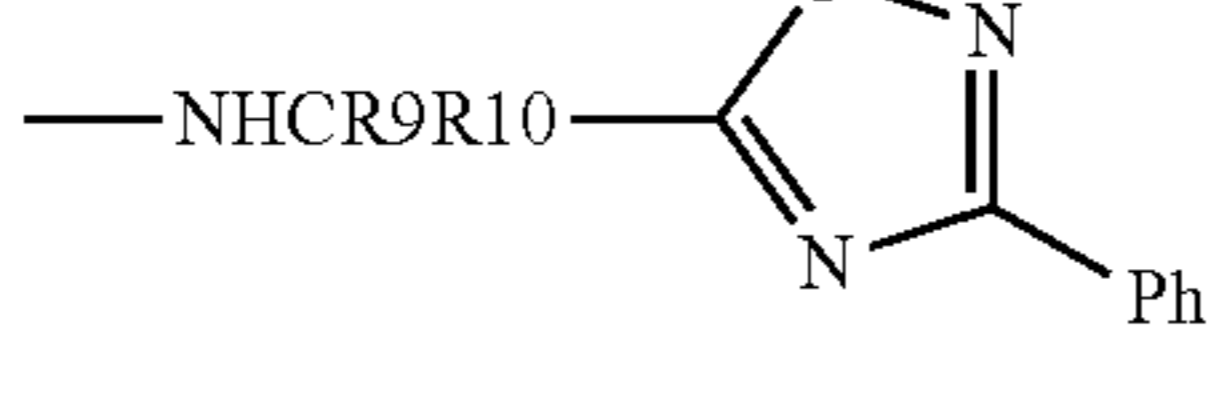
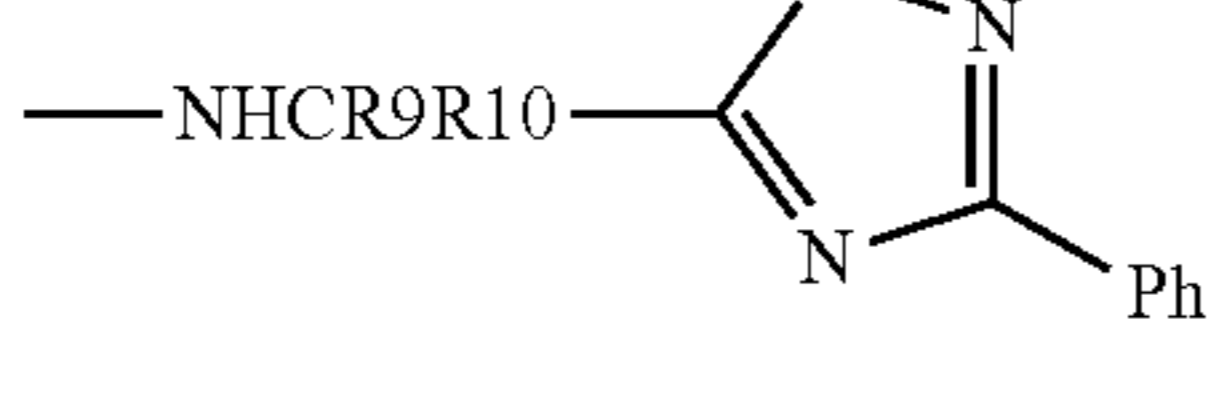
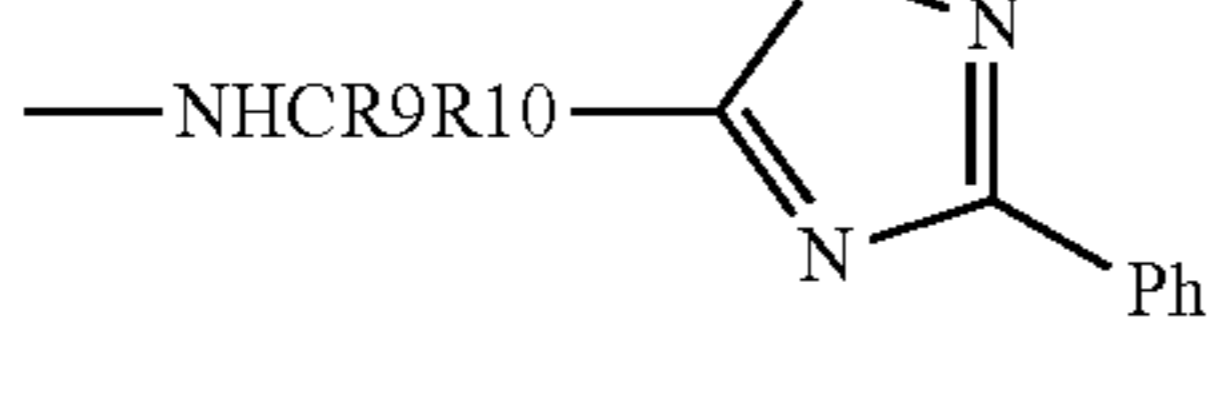
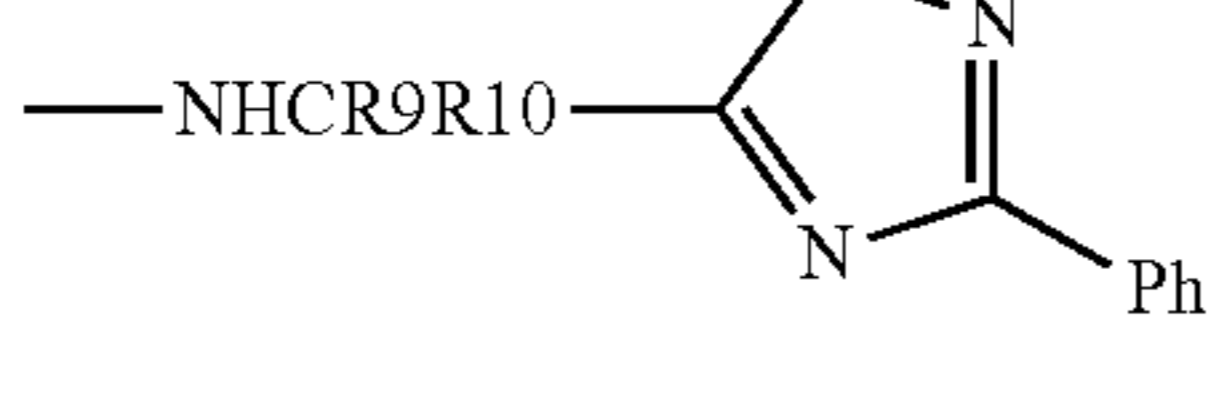
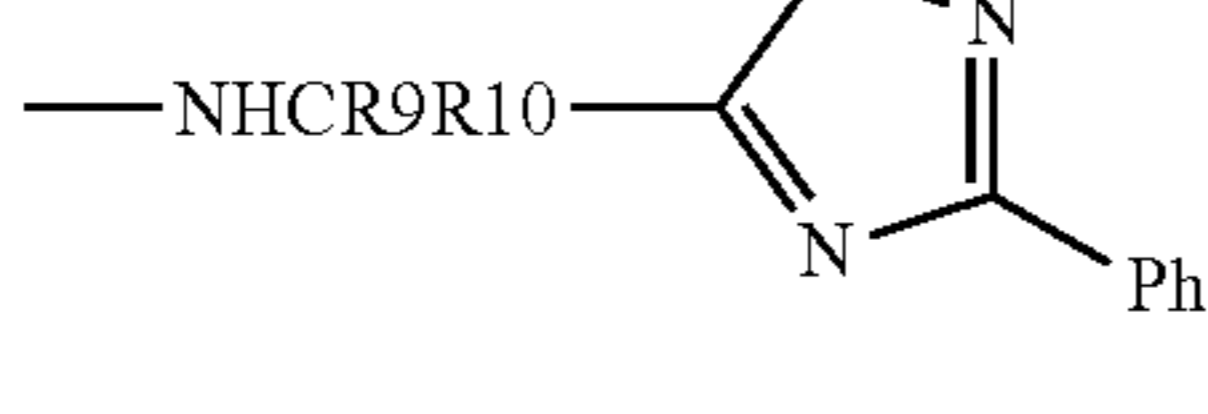
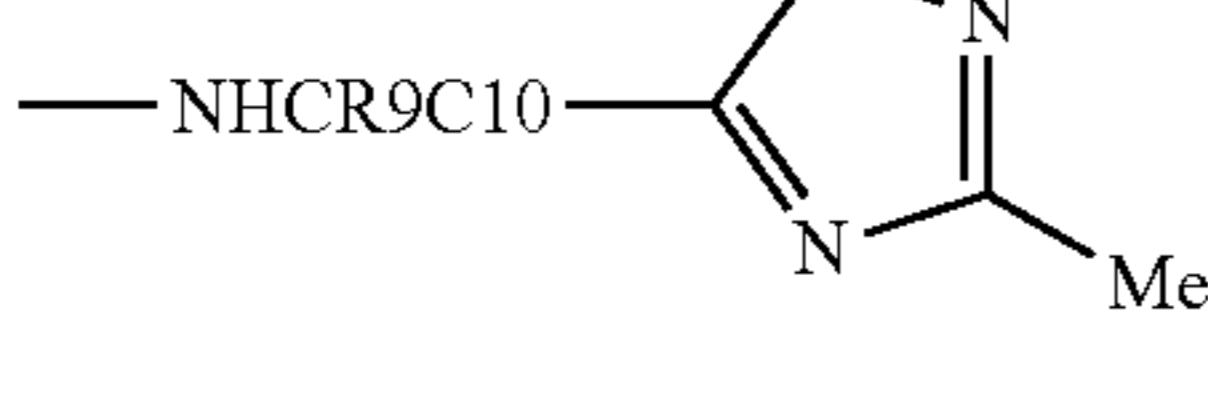
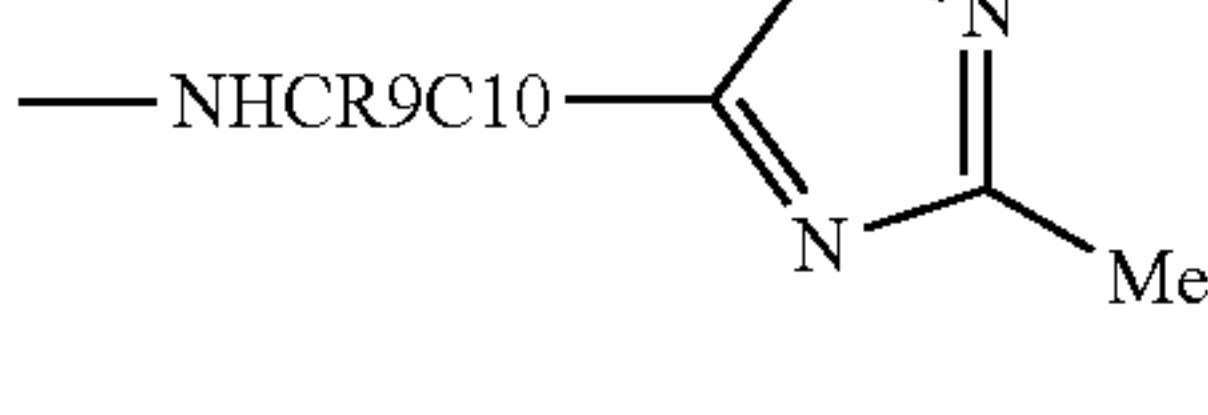
24

TABLE 3-continued

	NR1R2	CR9R10	
IP	—NHCR9R10CONHSO2Me	Rr	
IQ	—NHCR9R10CONHSO2Me	Rs	
IR	—NHCR9R10CONHSO2Me	Rt	
IS	—NHCR9R10CH2OMe	Ra	
IT	—NHCR9R10CH2OMe	Rb	
IU	—NHCR9R10CH2OMe	Rc	
IV	—NHCR9R10CH2OMe	Rd	
IW	—NHCR9R10CH2OMe	Re	
IX	—NHCR9R10CH2OMe	Rf	
IY	—NHCR9R10CH2OMe	Rg	
IZ	—NHCR9R10CH2OMe	Rh	
JA	—NHCR9R10CH2OMe	Ri	
JB	—NHCR9R10CH2OMe	Rj	
JC	—NHCR9R10CH2OMe	Rk	
JD	—NHCR9R10CH2OMe	Rl	
JE	—NHCR9R10CH2OMe	Rm	
IF	—NHCR9R10CH2OMe	Rn	
JG	—NHCR9R10CH2OMe	Ro	
JH	—NHCR9R10CH2OMe	Rp	
JI	—NHCR9R10CH2OMe	Rq	
JJ	—NHCR9R10CH2OMe	Rr	
JK	—NHCR9R10CH2OMe	Rs	
JL	—NHCR9R10CH2OMe	Rt	
JM		Ra	
JN		Rb	
JO		Rc	
JP		Rd	
JQ		Re	
JR		Rf	
JS		Rg	
JT		Rh	

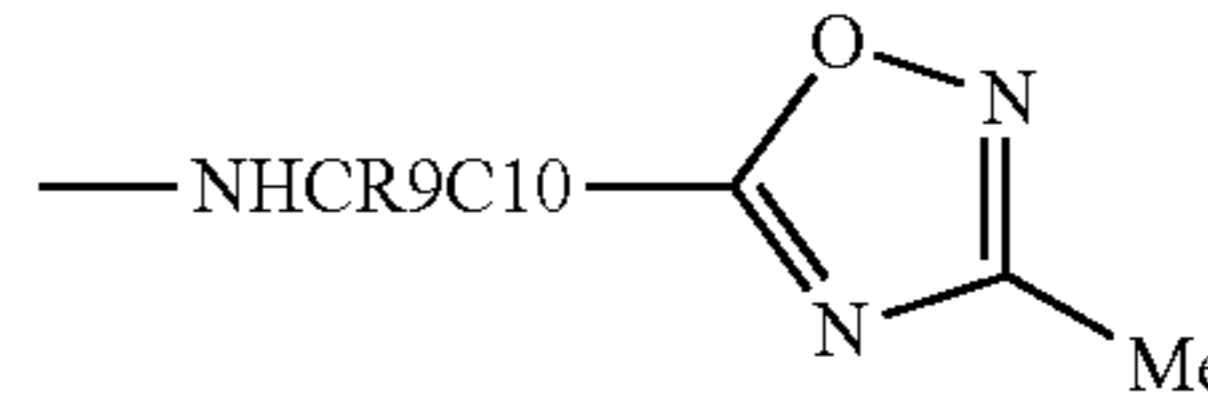
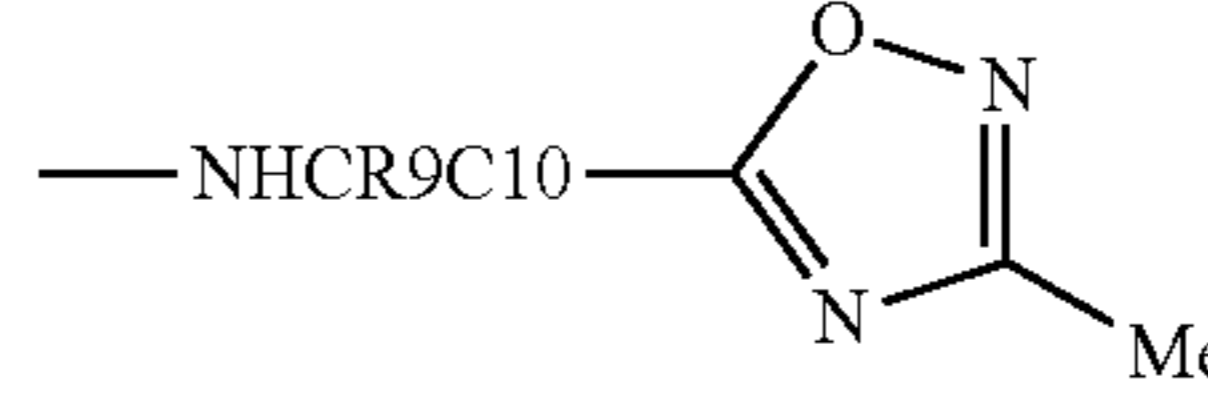
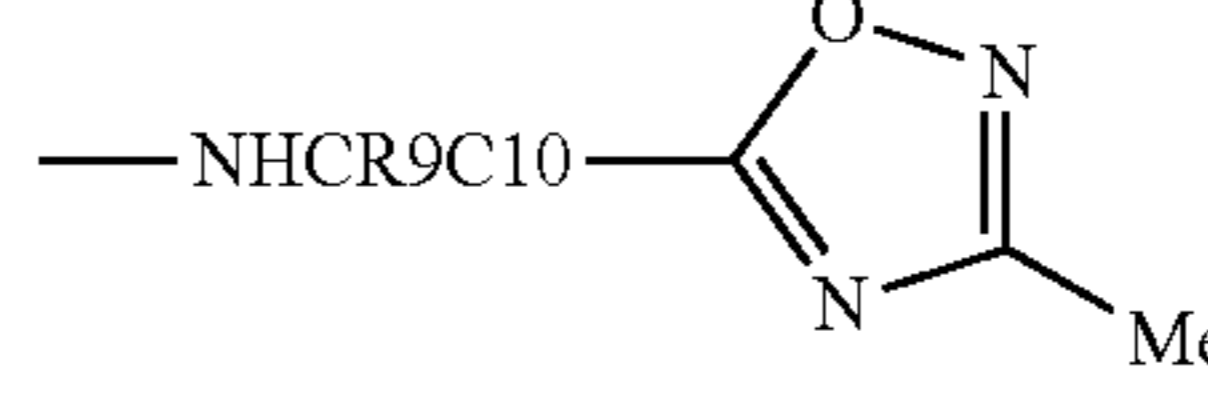
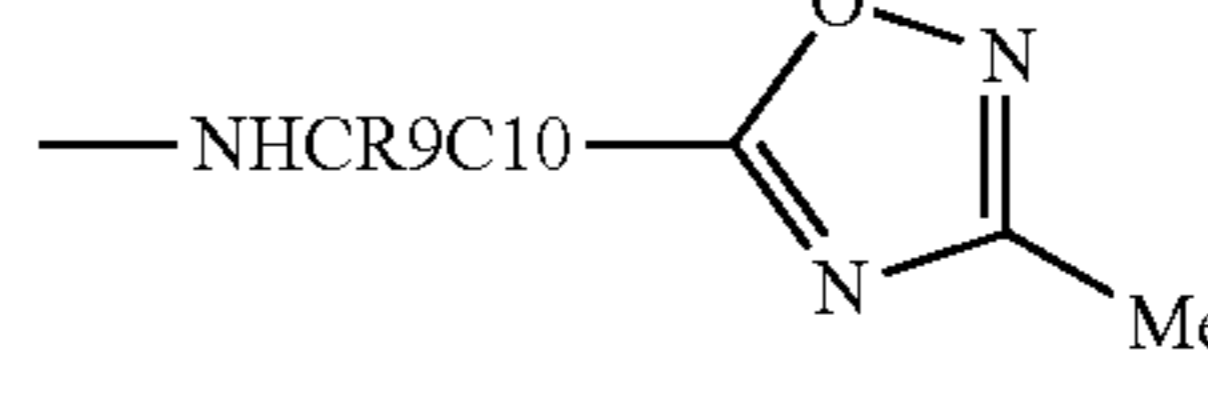
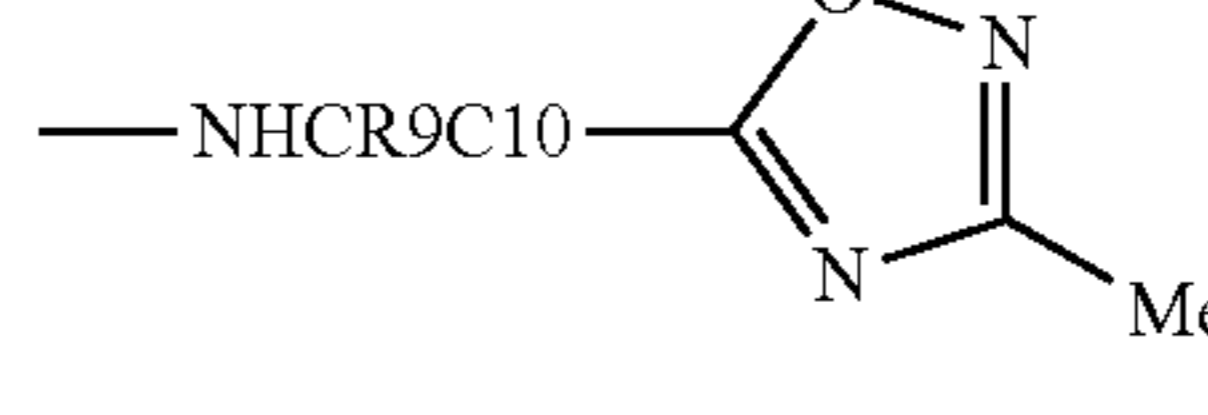
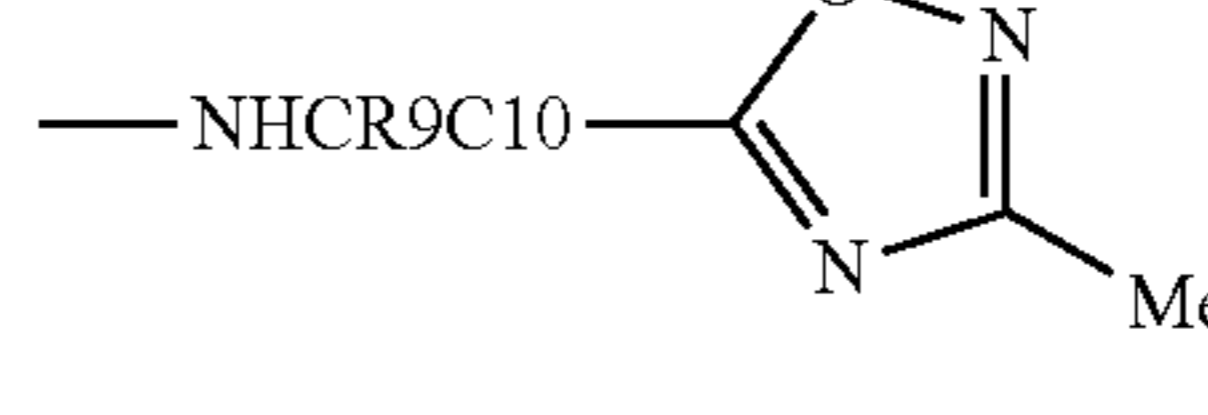
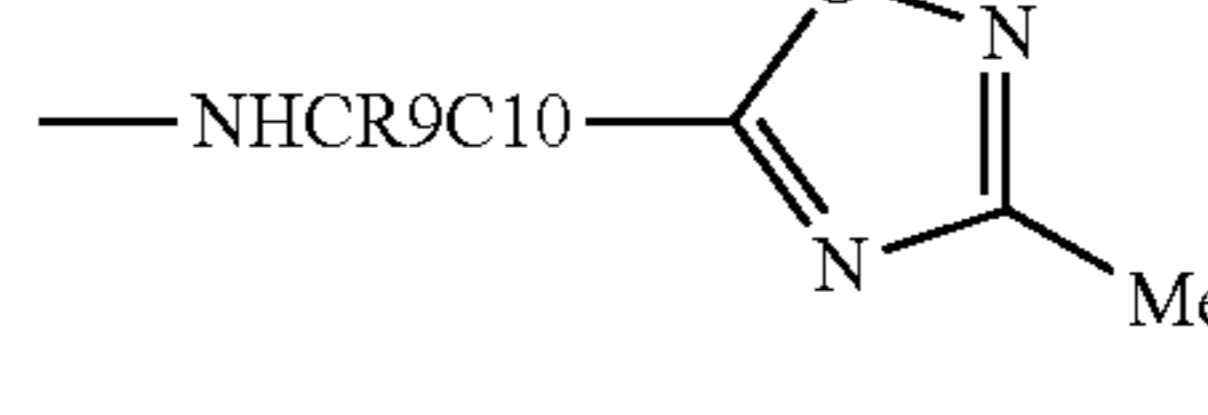
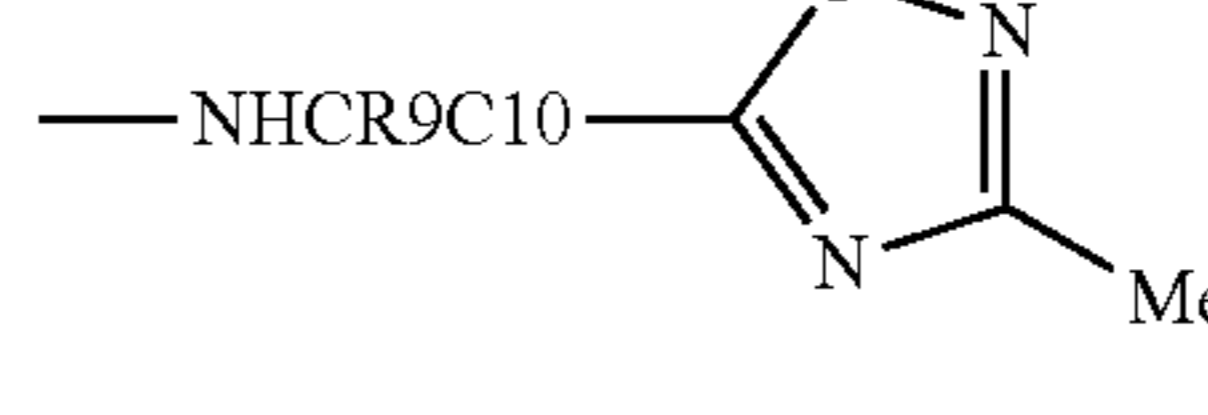
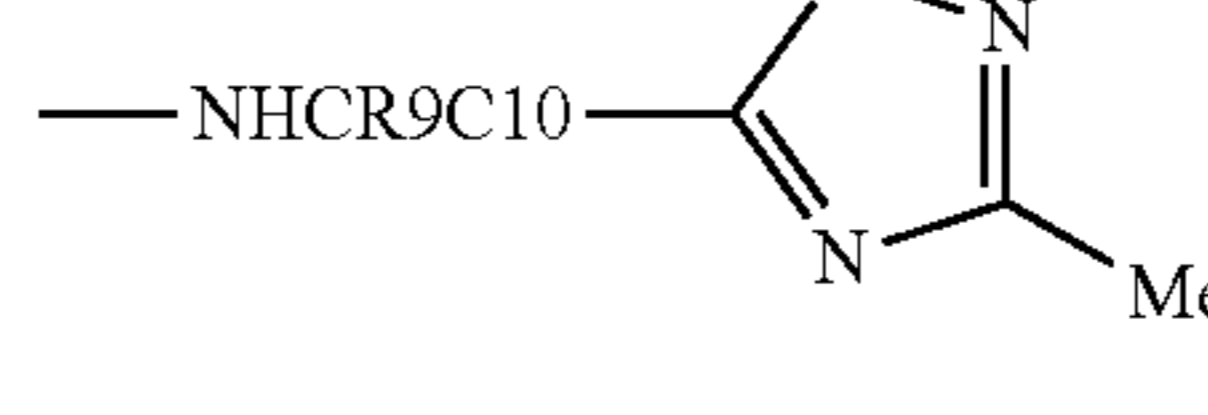
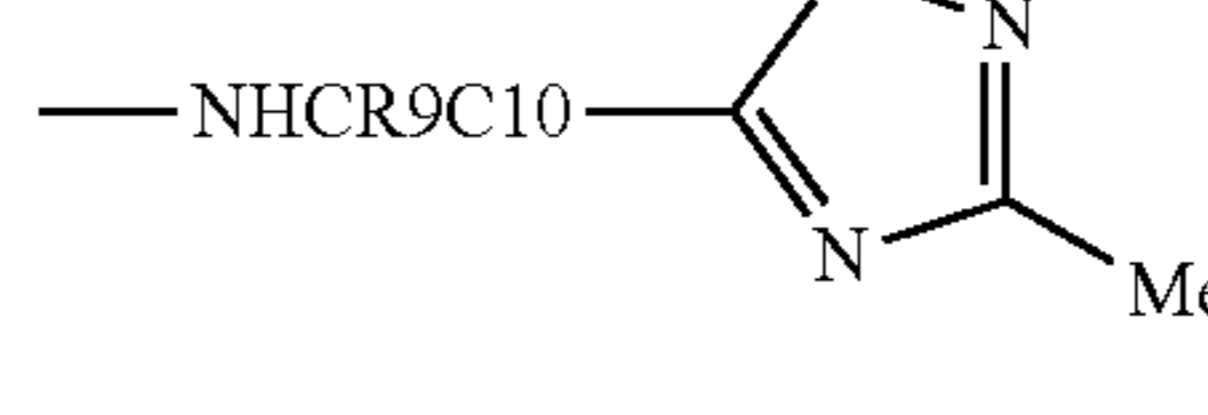
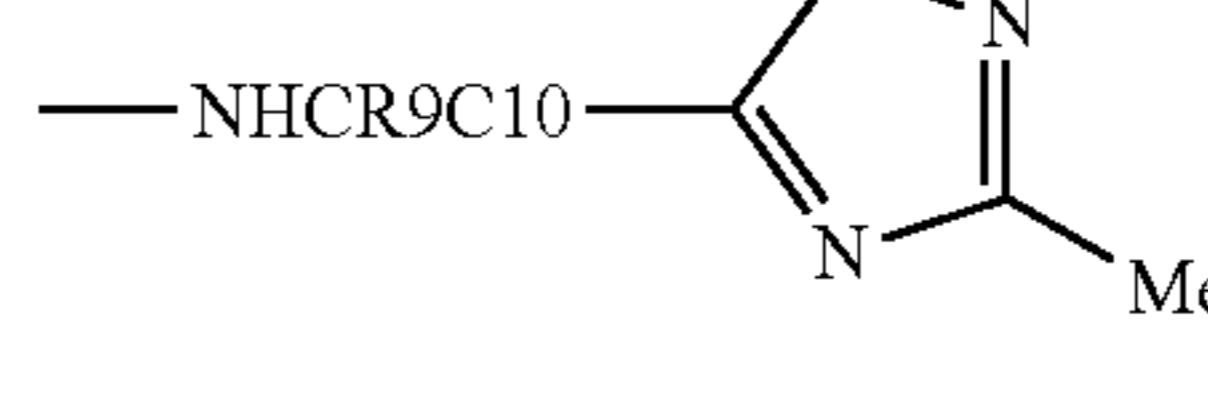
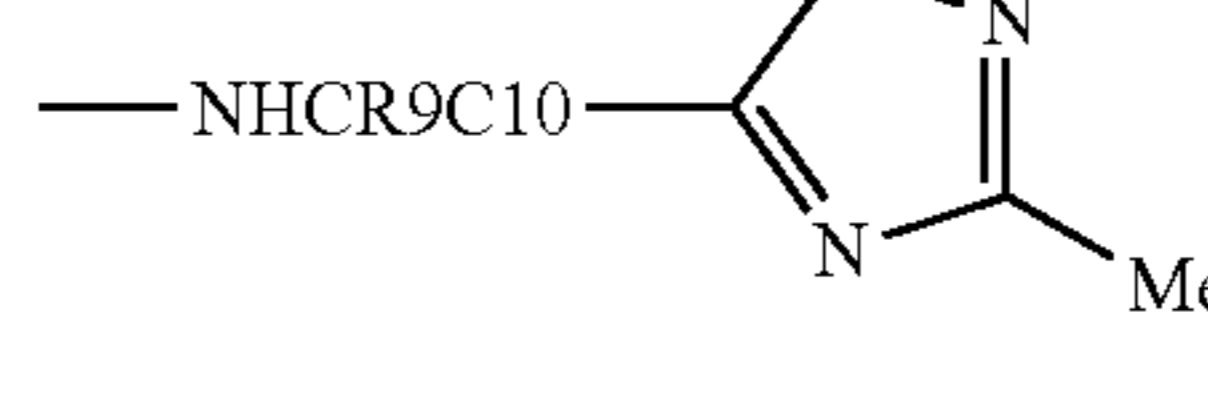
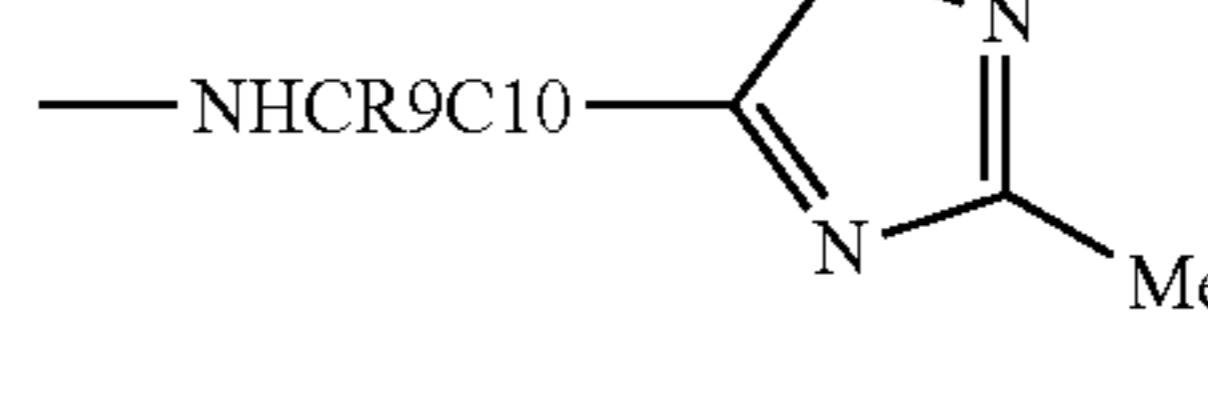
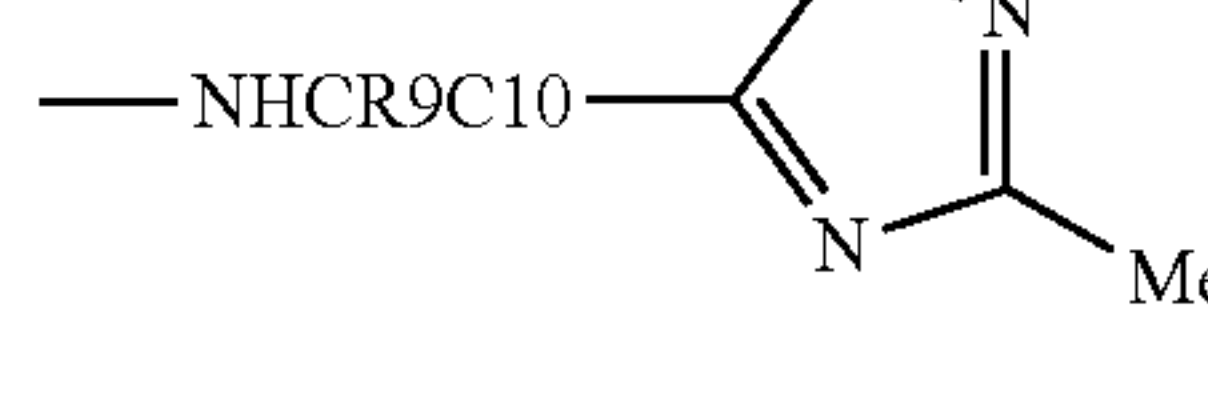
25

TABLE 4

	NR1R2	CR9R10	
JU		Ri	5
JV		Rj	10
JW		Rk	15
JX		Rl	20
JY		Rm	25
JZ		Rn	30
KA		Ro	35
KB		Rp	40
KC		Rq	45
KD		Rr	50
KE		Rs	55
KF		Rt	60
KG		Ra	65
KH		Rb	

26

TABLE 4-continued

	NR1R2	CR9R10	
KI		Re	
KJ		Rd	
KK		Re	
KL		Rf	
KM		Rg	
KN		Rh	
KO		Ri	
KP		Rj	
KQ		Rk	
KR		RI	
KS		Rm	
KT		Rn	
KU		Ro	
KV		Rp	



27

TABLE 4-continued

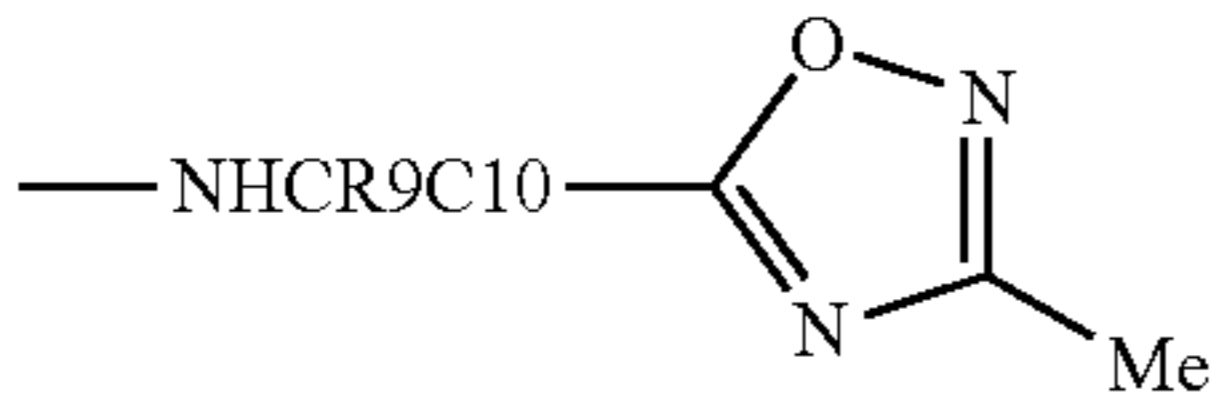
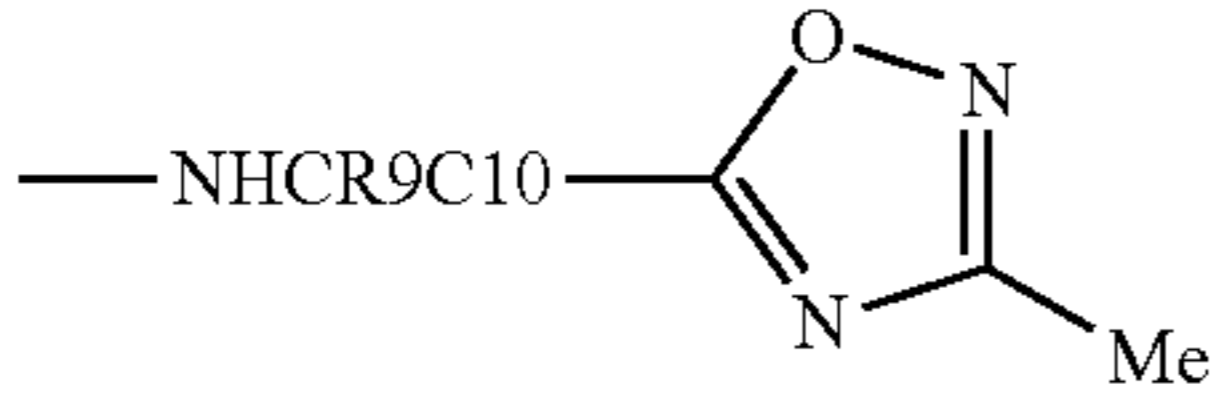
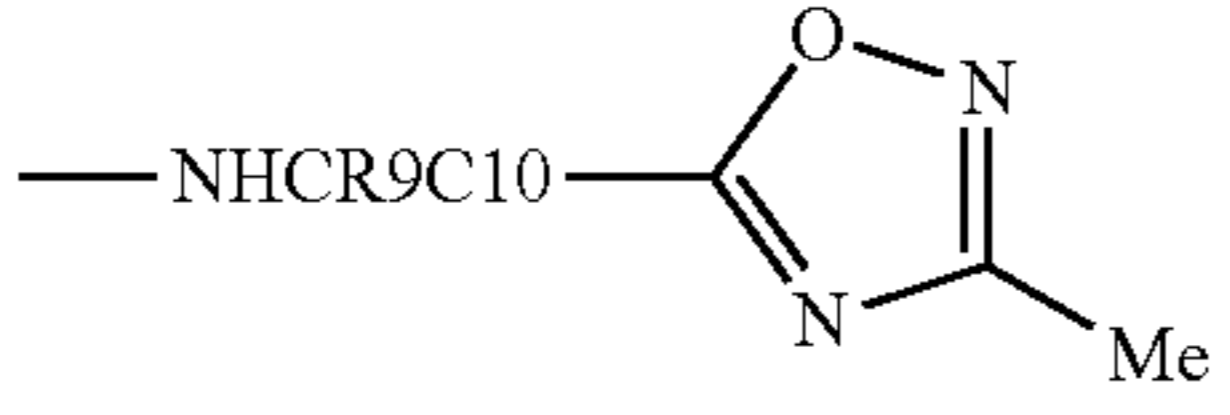
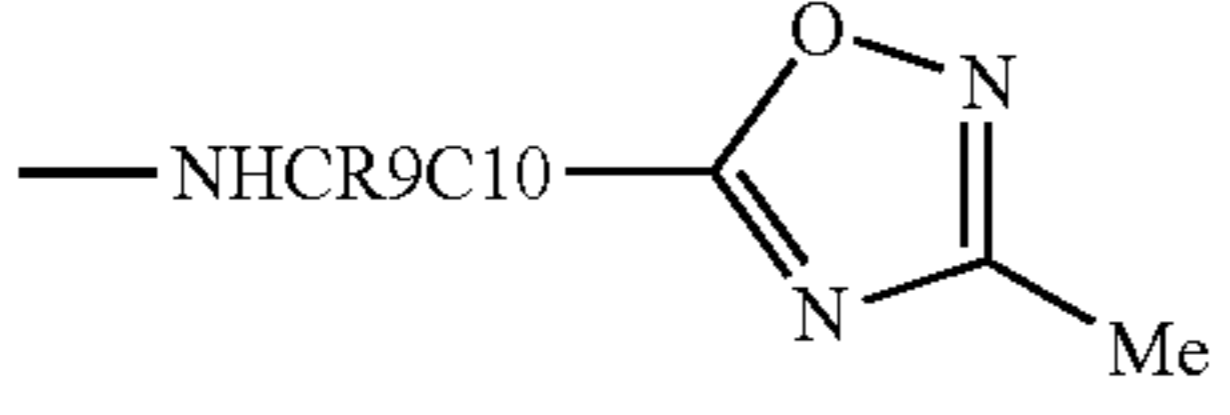
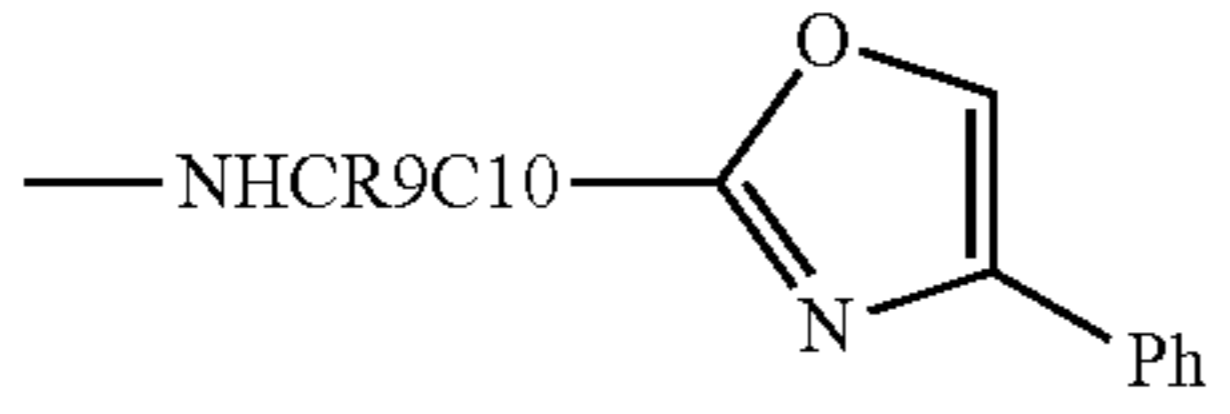
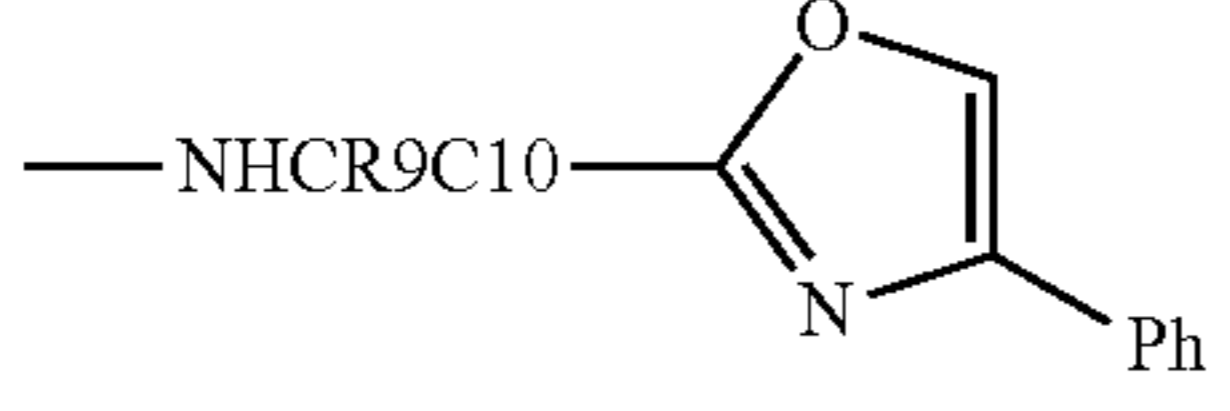
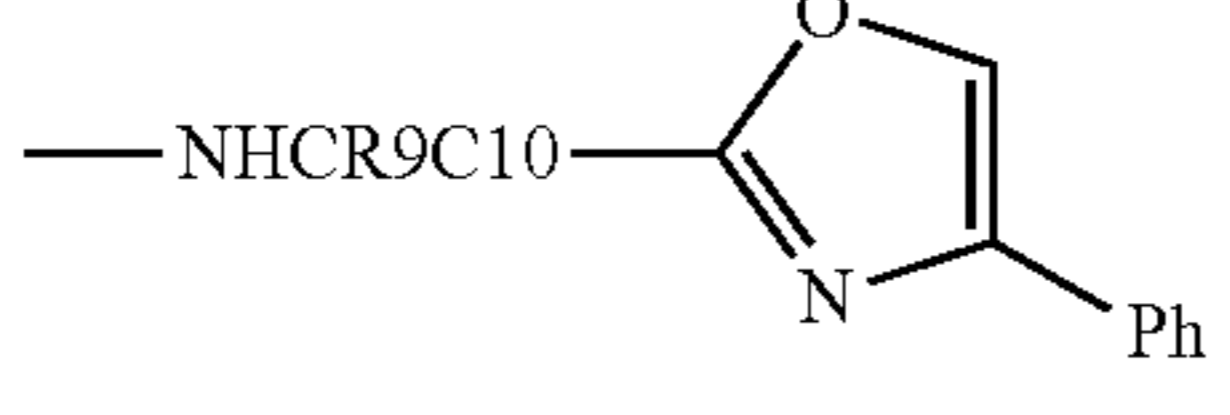
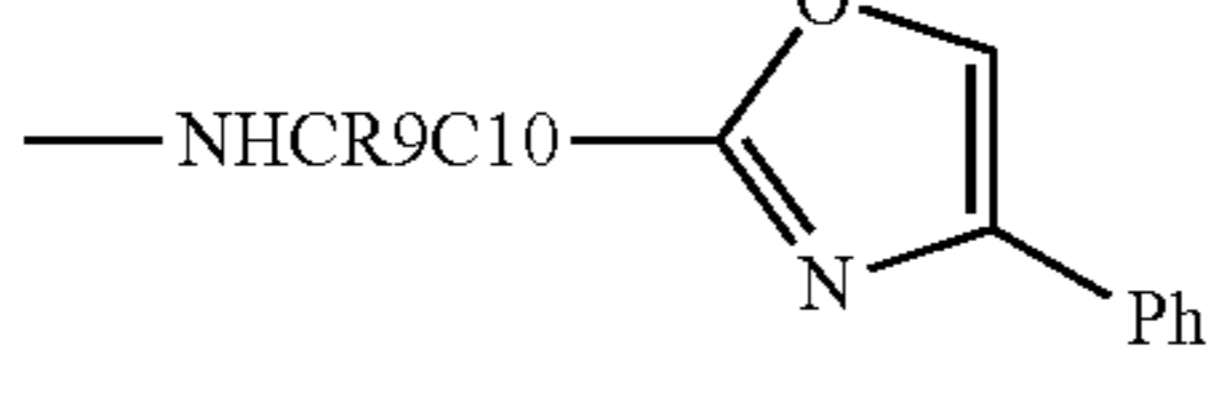
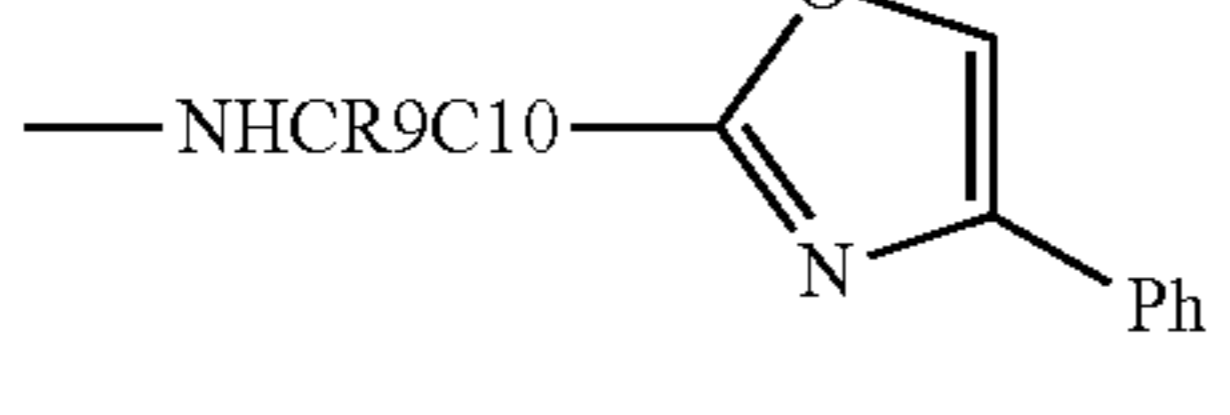
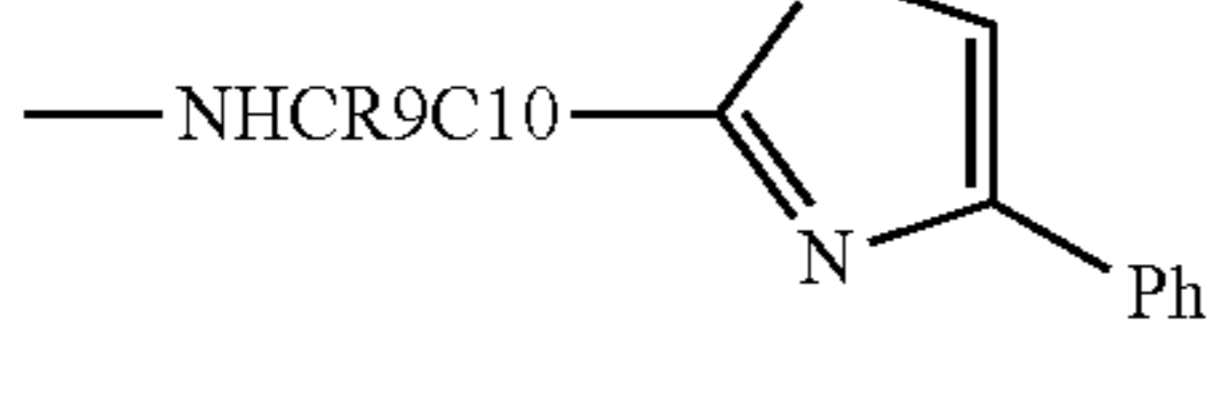
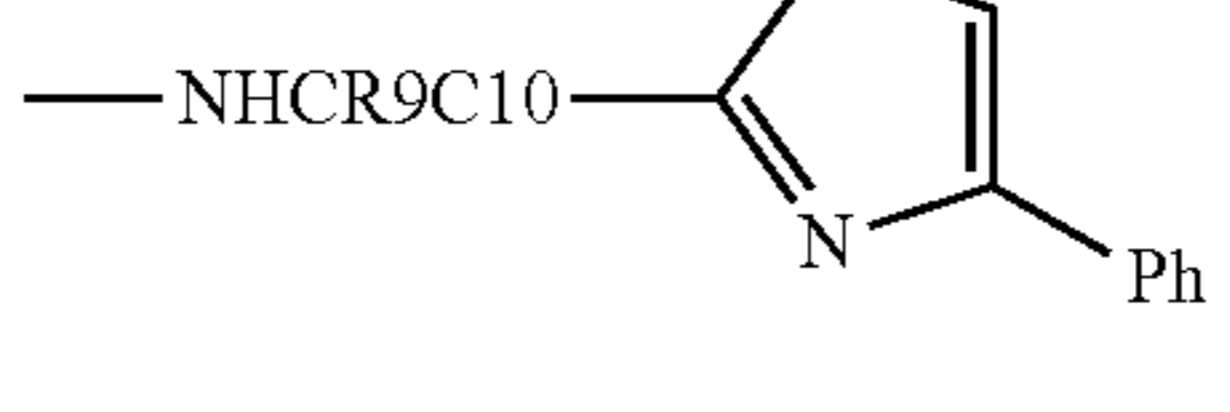
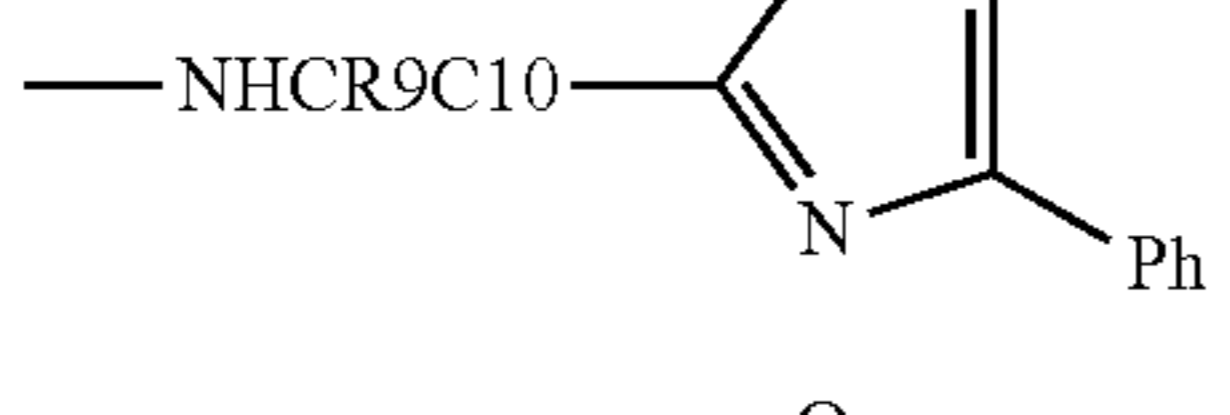
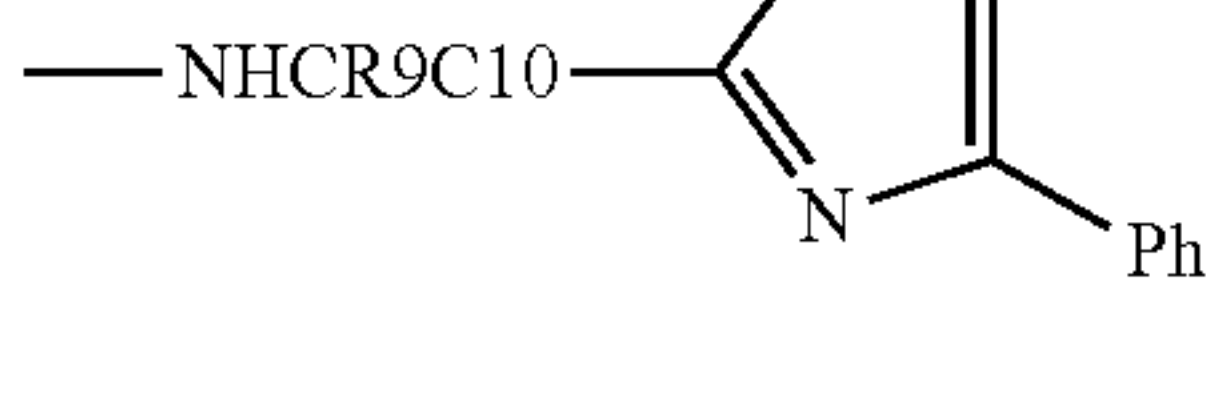
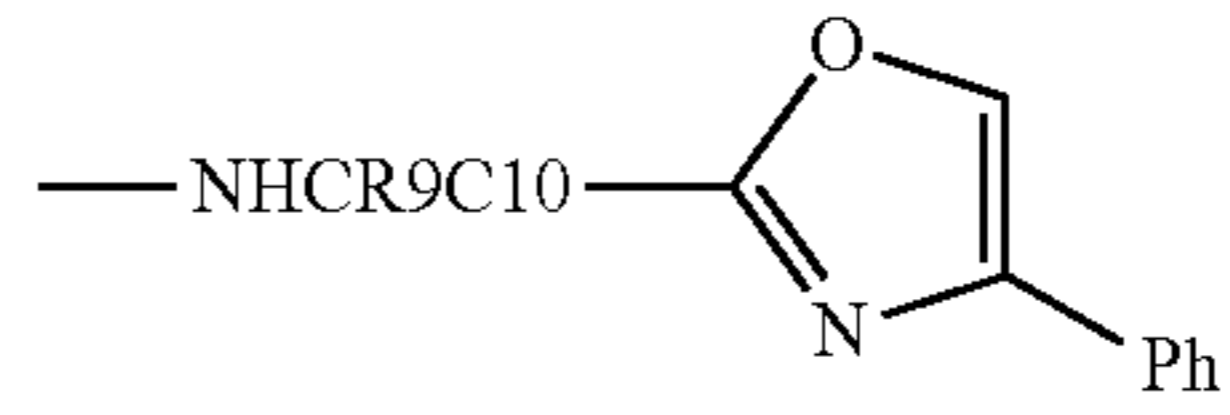
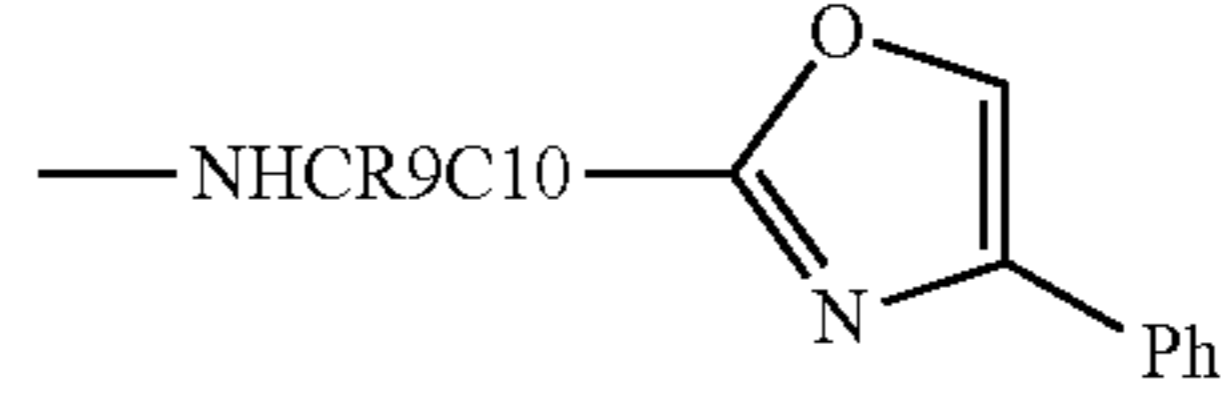
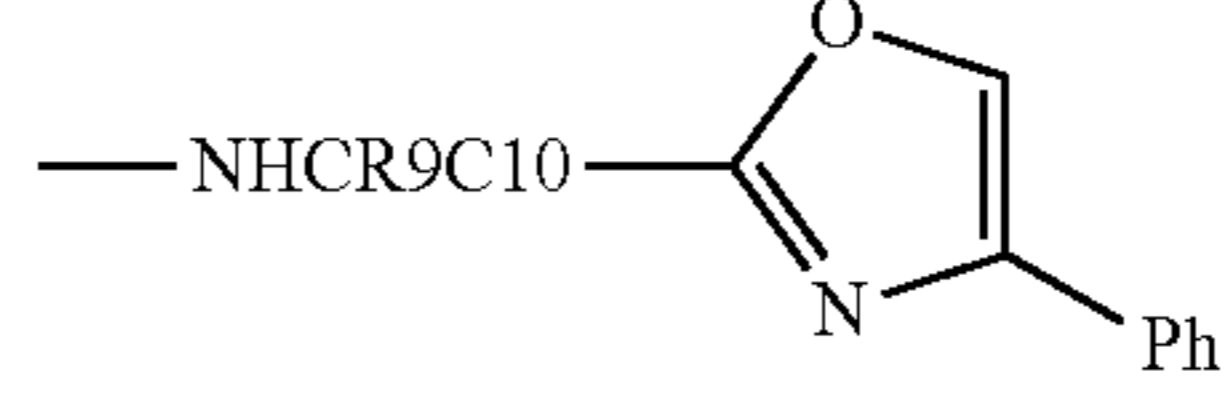
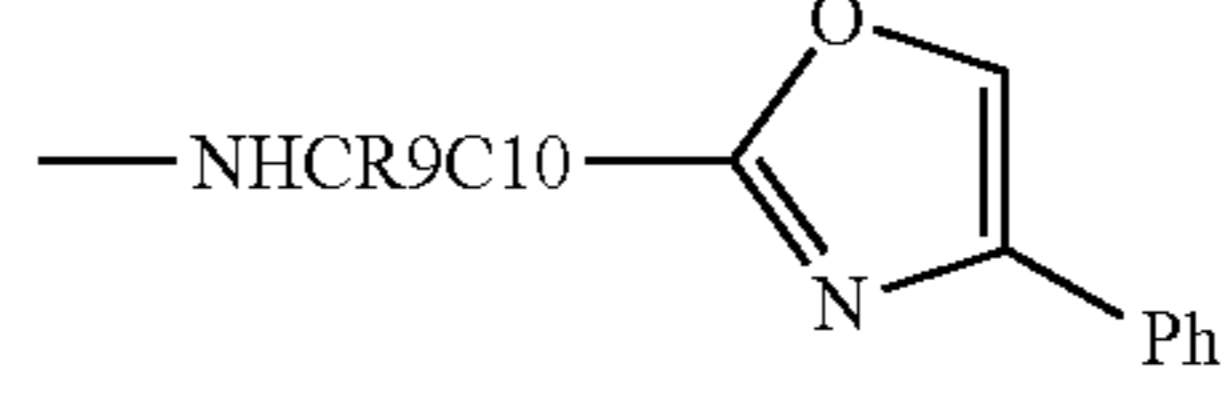
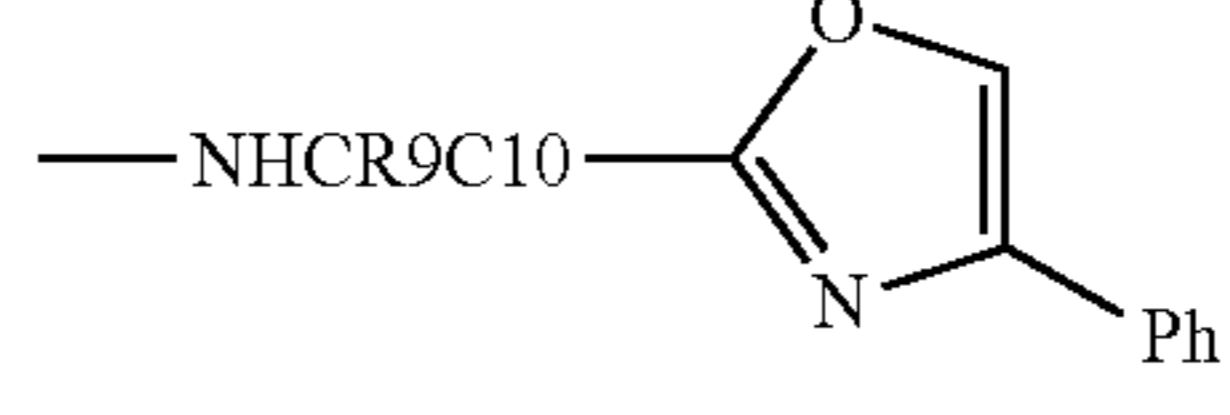
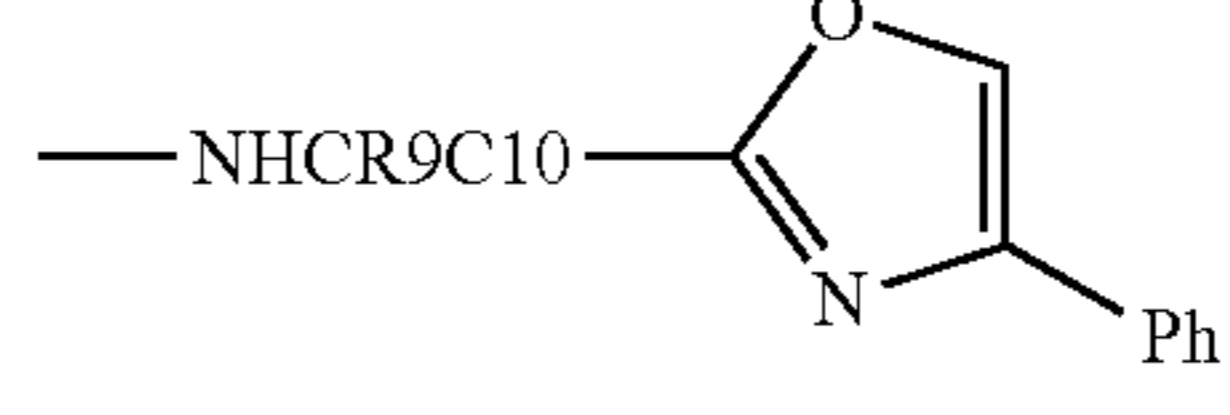
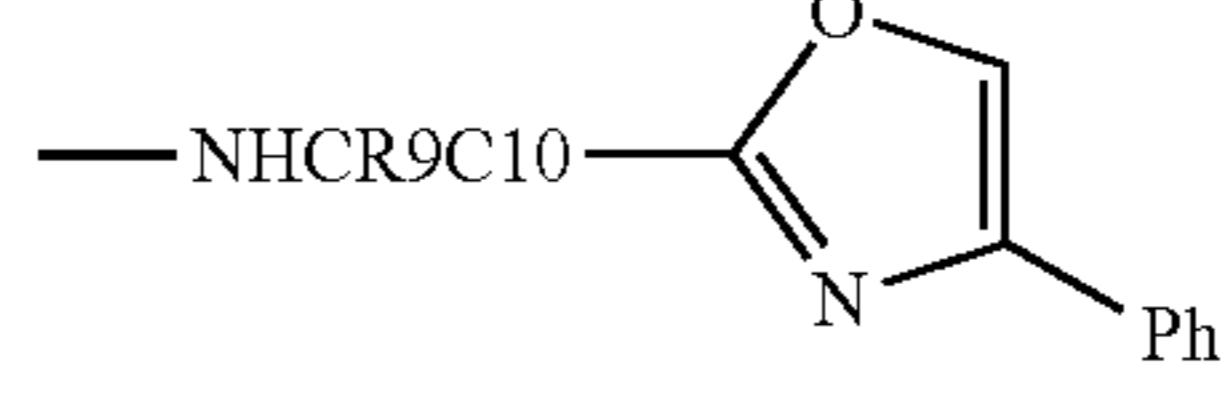
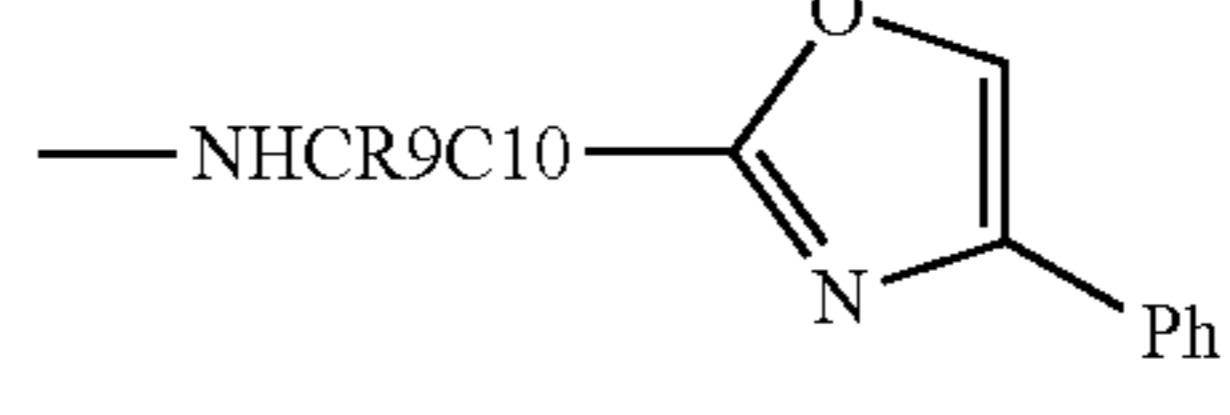
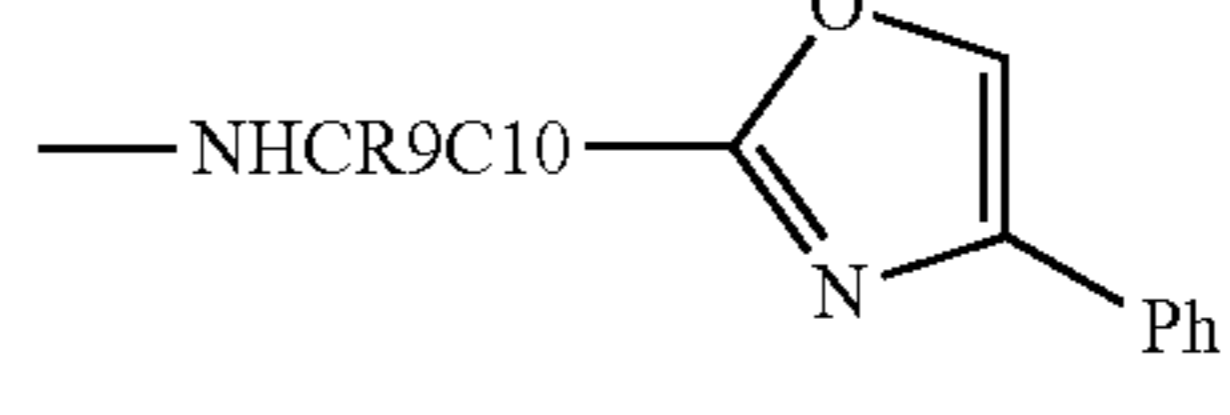
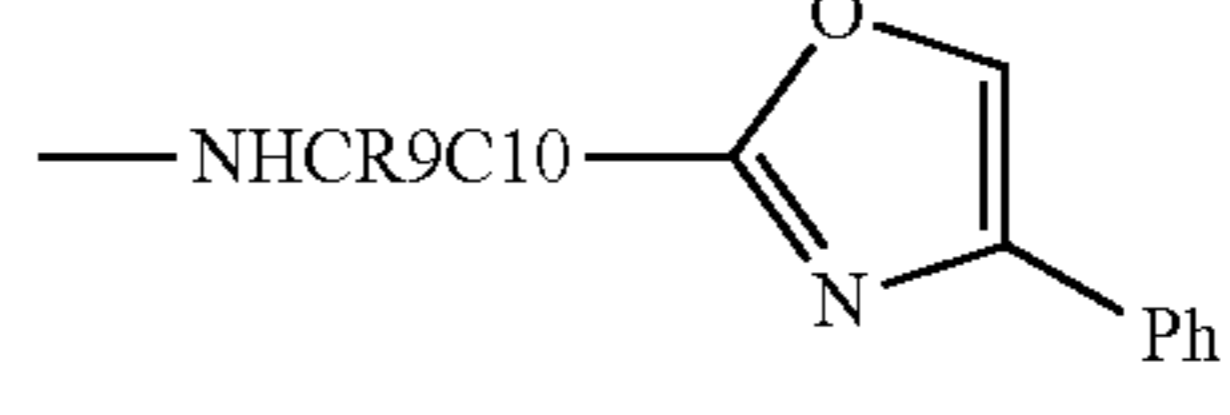
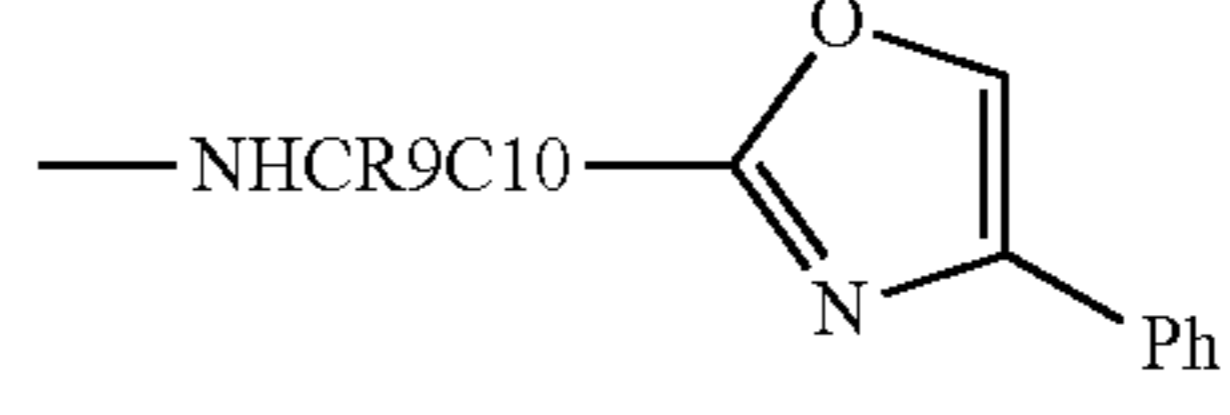
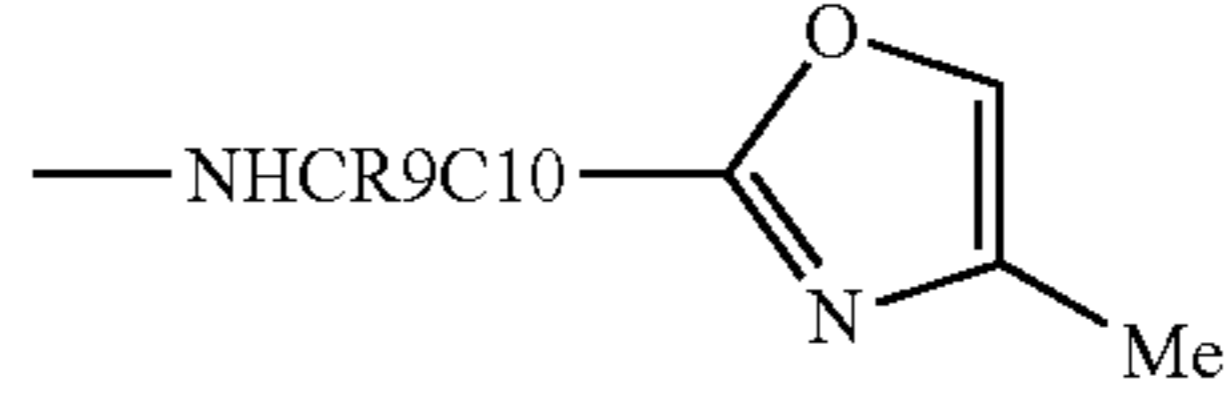
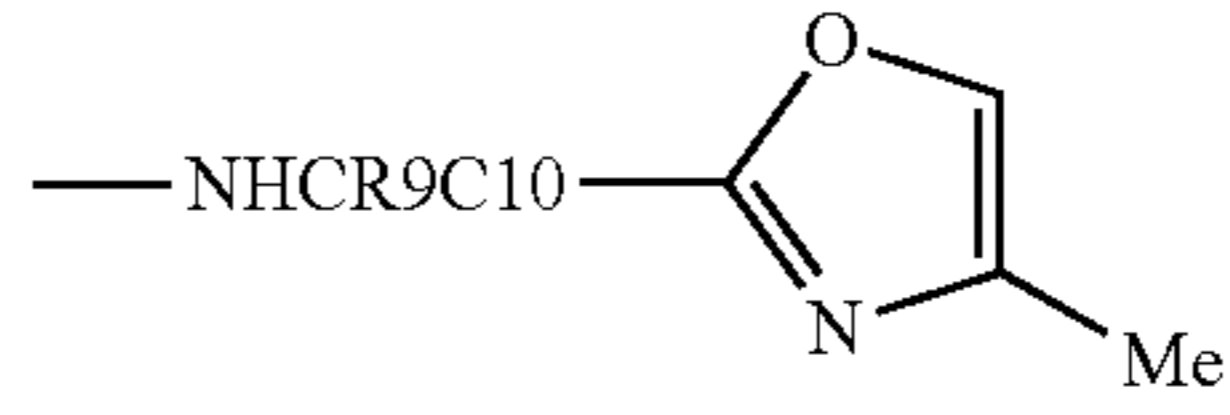
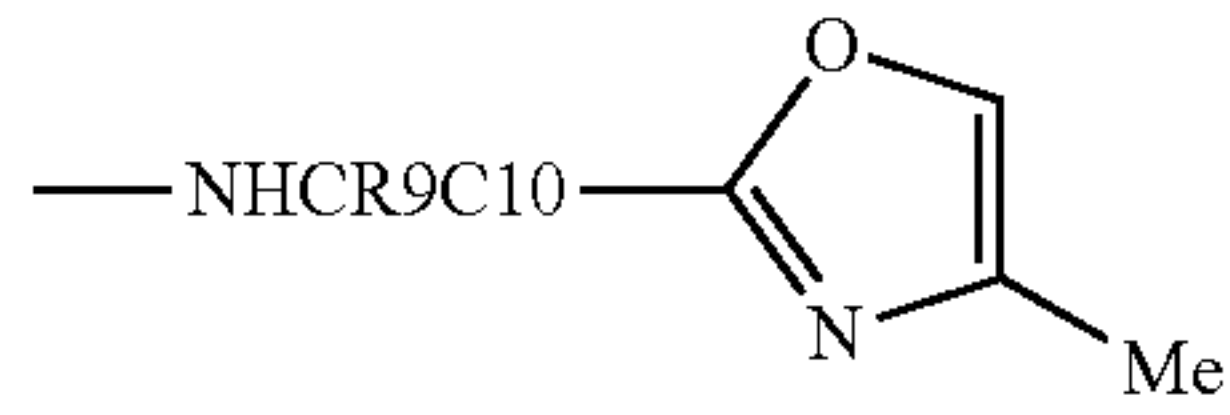
	NR1R2	CR9R10	
KW		Rq	5
KX		Rr	10
KY		Rs	15
KZ		Rt	20

TABLE 5

	NR1R2	CR9R10	
LA		Ra	25
LB		Rb	30
LC		Rc	35
LD		Rd	40
LE		Re	45
LF		Rf	50
LG		Rg	55
LH		Rh	60
LI		Ri	65

28

TABLE 5-continued

	NR1R2	CR9R10	
LJ		Rj	
LK		Rk	
LL		Rl	
LM		Rm	
LN		Rn	
LO		Ro	
LP		Rp	
LQ		Rq	
LR		Rr	
LS		Rs	
LT		Rt	
LU		Ra	
LV		Rb	
LW		Rc	

29

TABLE 5-continued

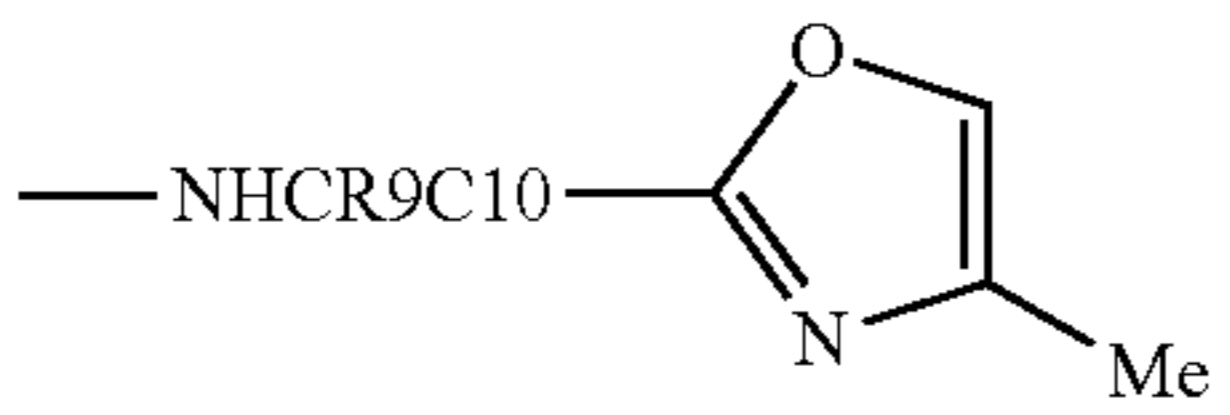
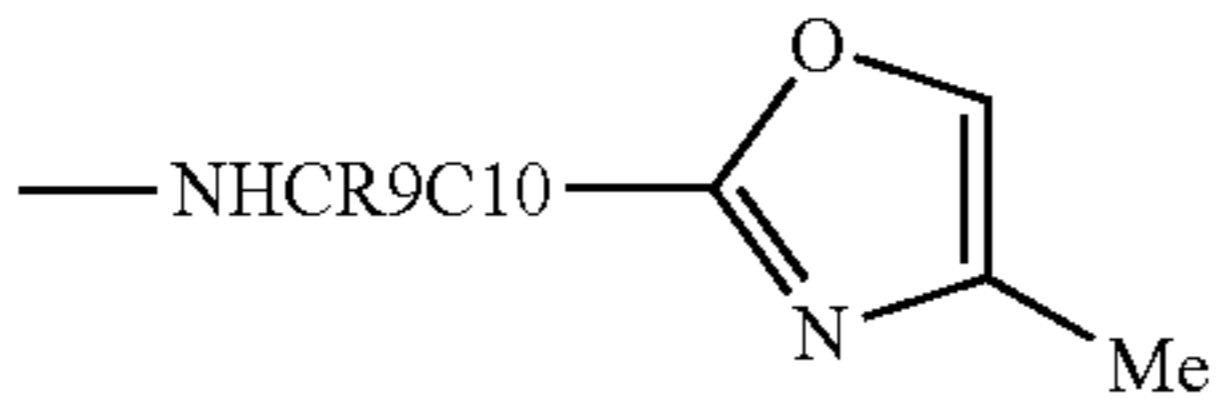
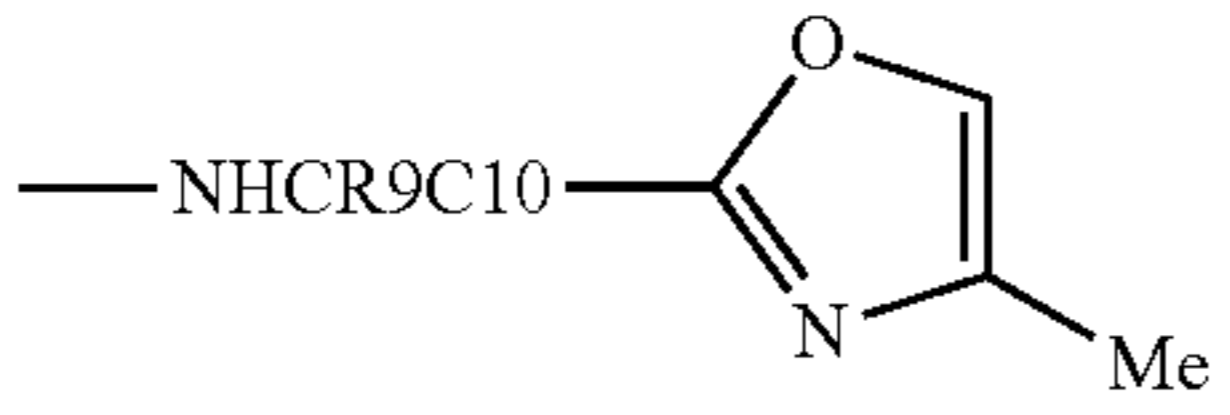
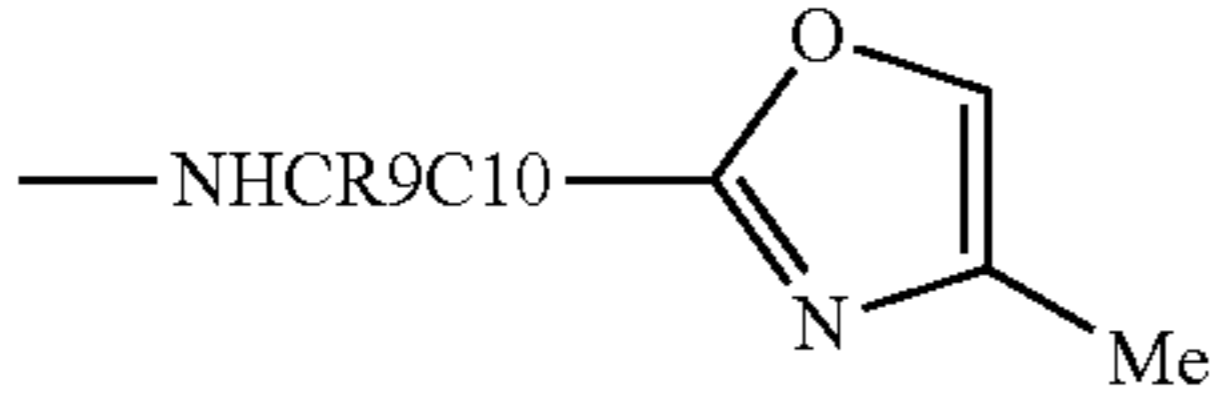
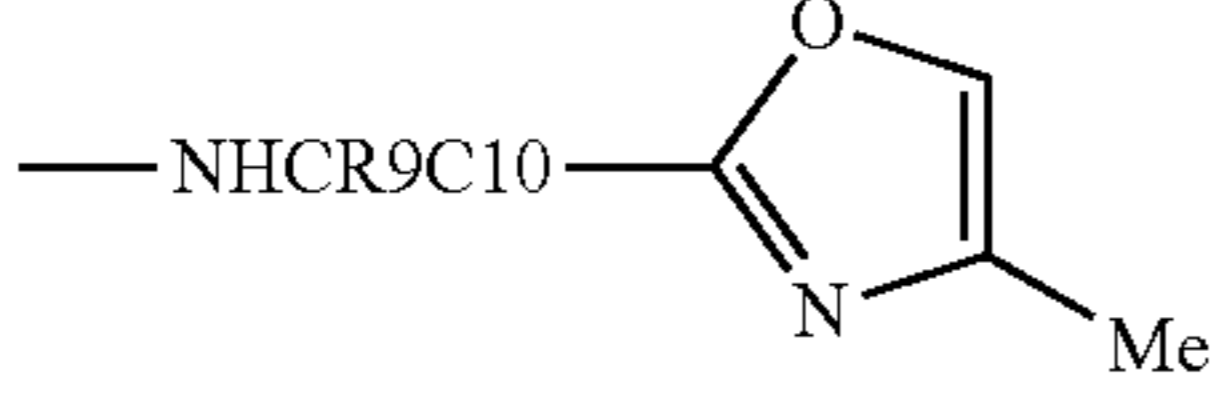
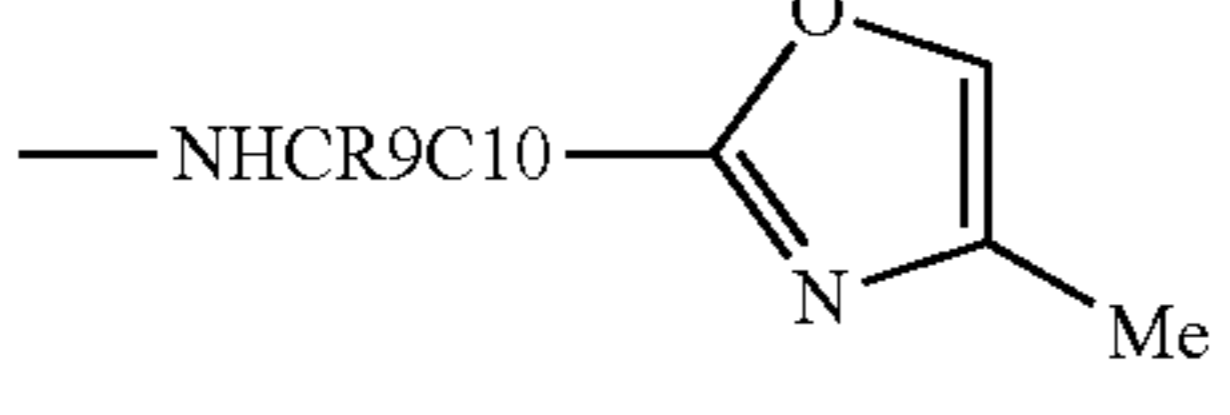
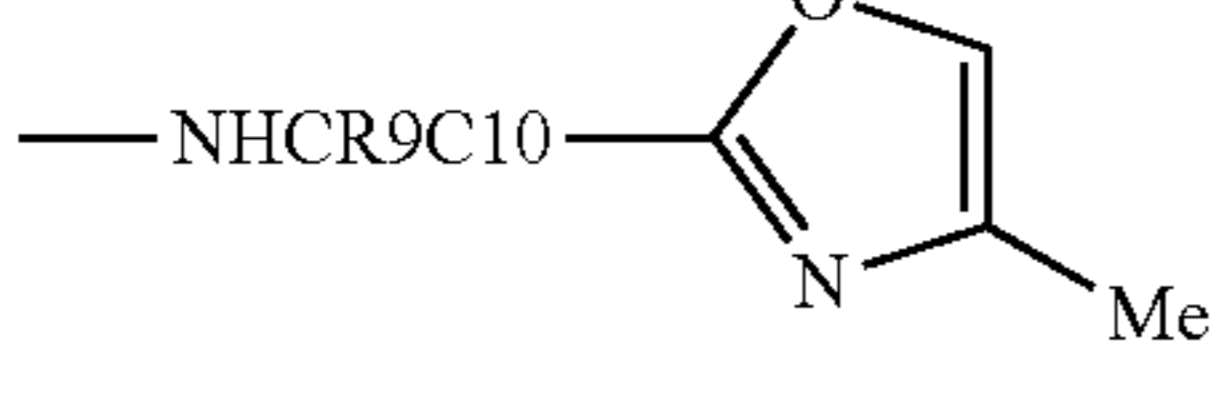
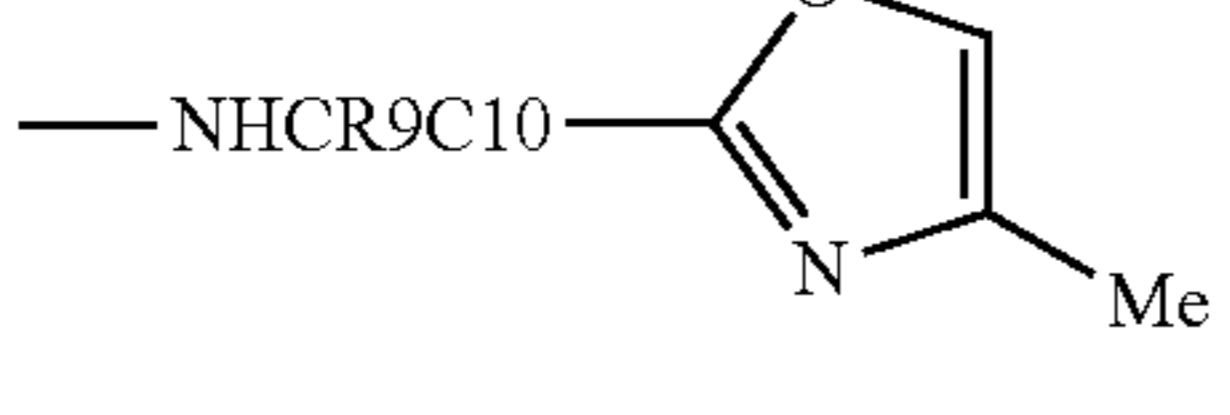
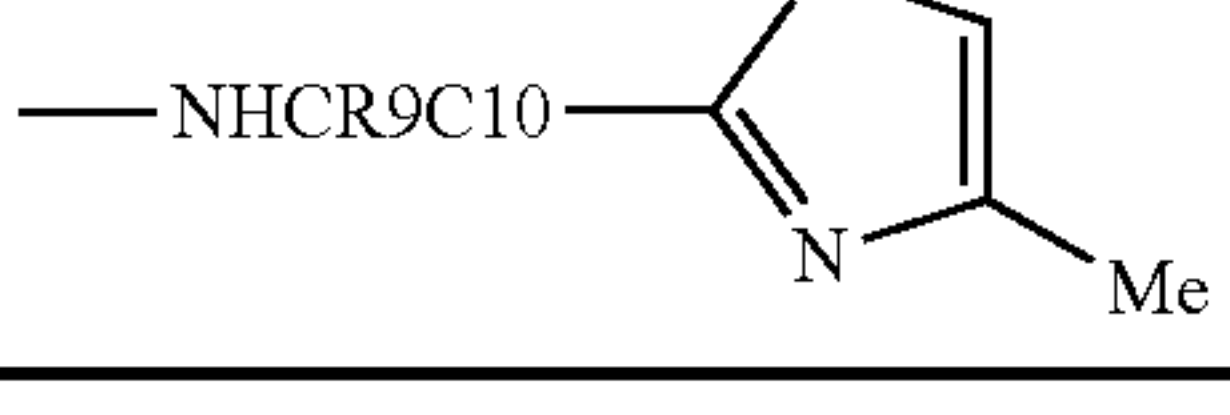
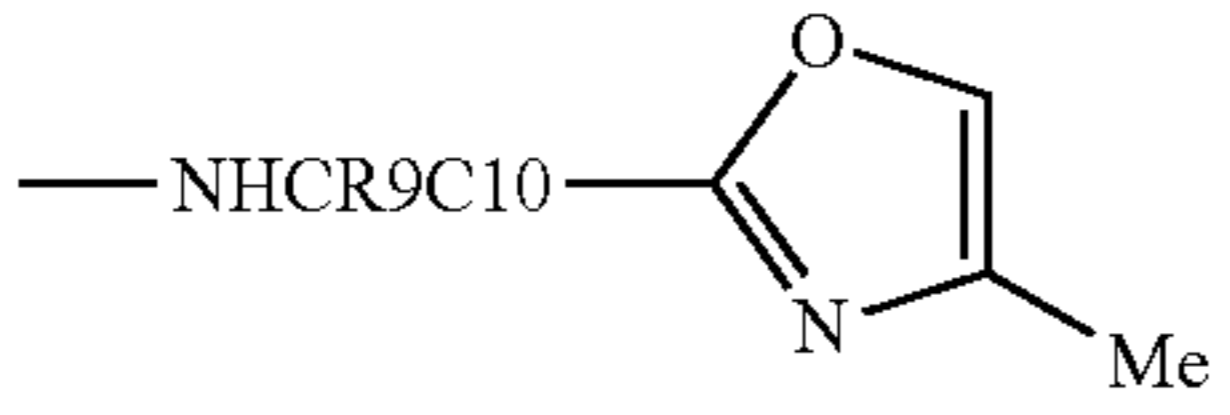
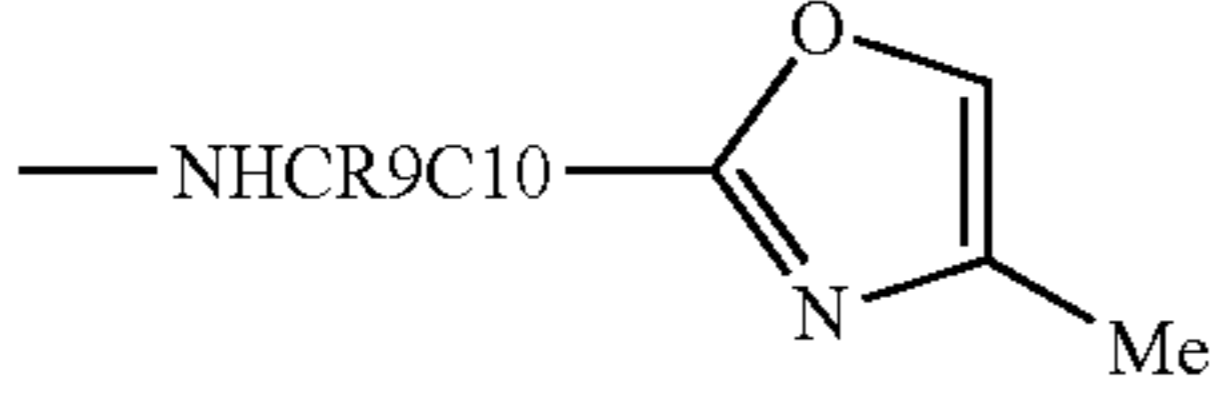
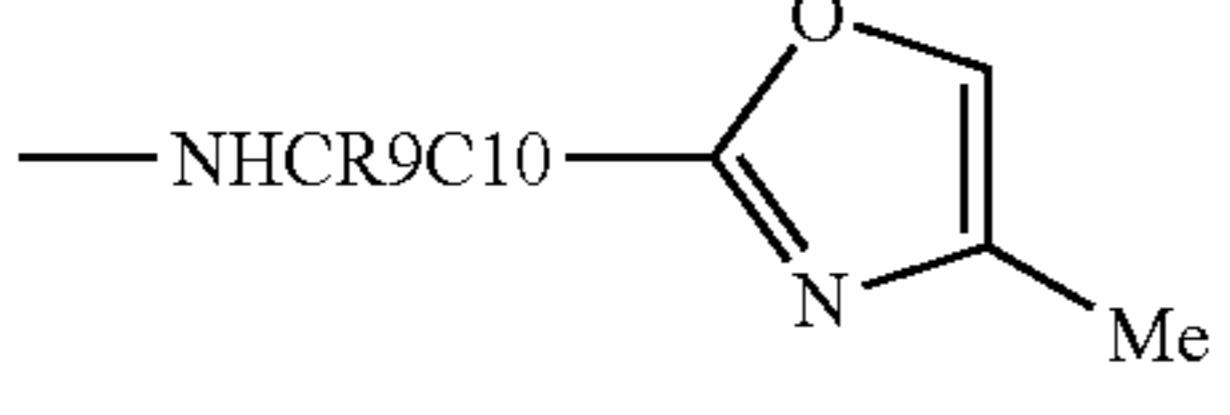
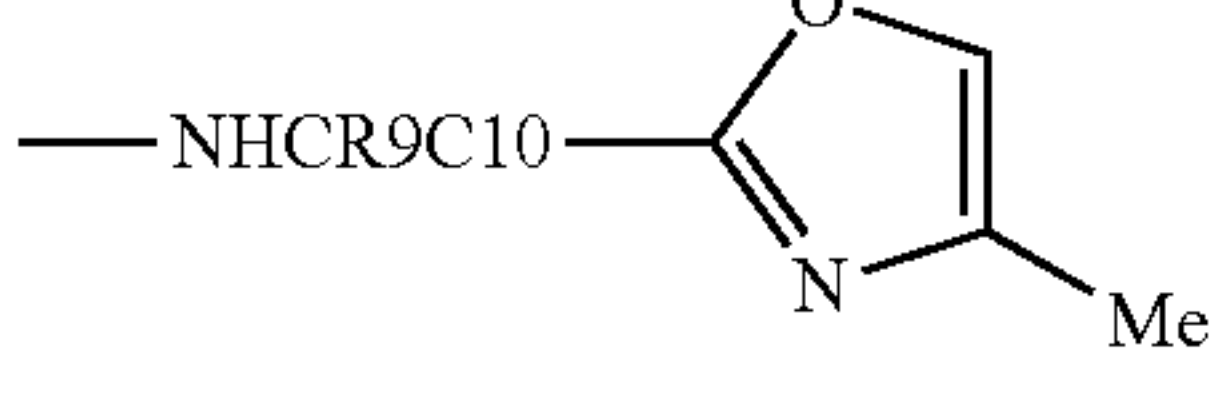
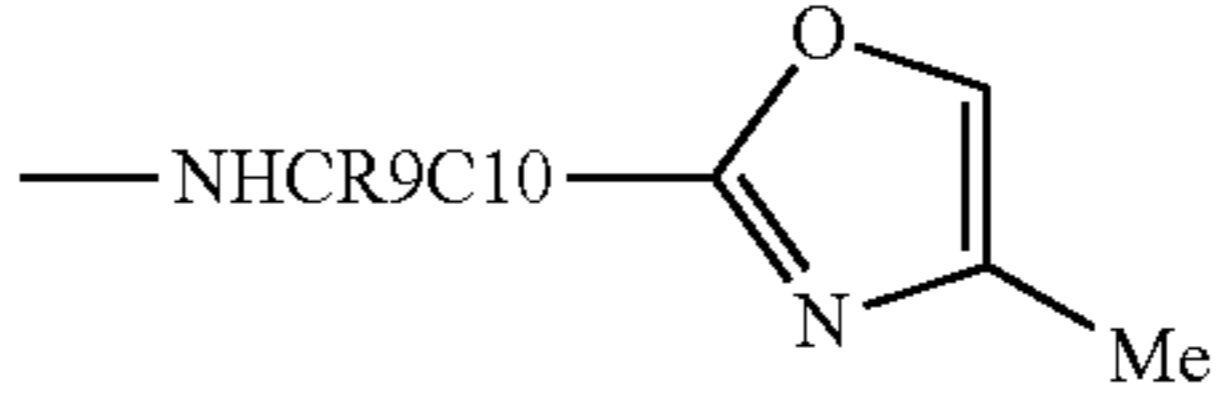
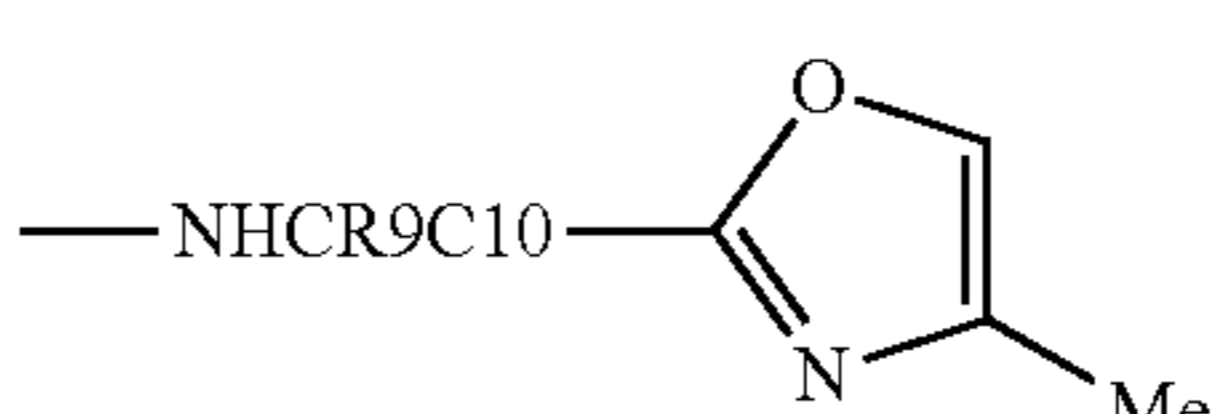
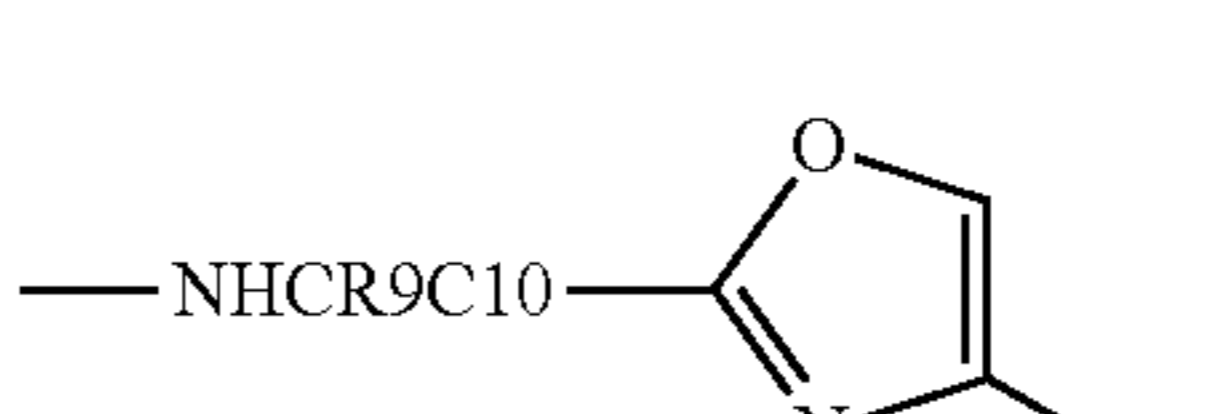
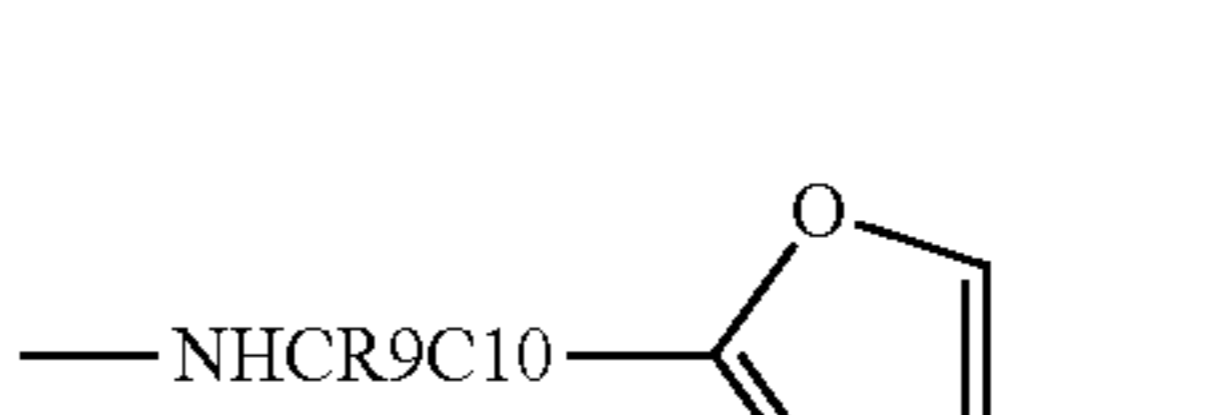
	NR1R2	CR9R10	
LX		Rd	5
LY		Re	10
LZ		Rf	15
MA		Rg	20
MB		Rh	25
MC		Ri	30
MD		Rj	35
ME		Rk	40
MF		RI	45

TABLE 6

	NR1R2	CR9R10	
MG		Rm	50
MH		Rn	55
MI		Ro	60
MJ		Rp	65

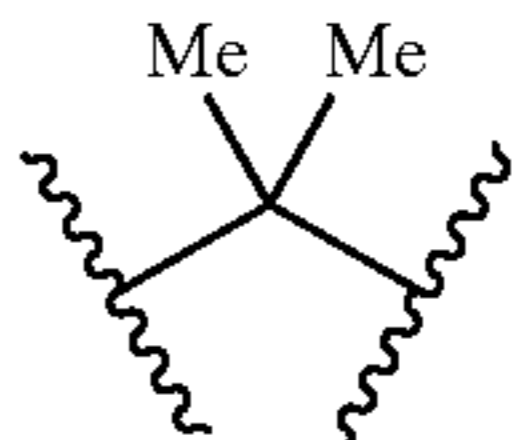
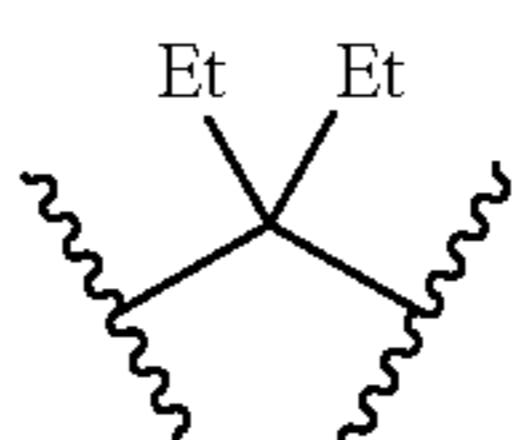
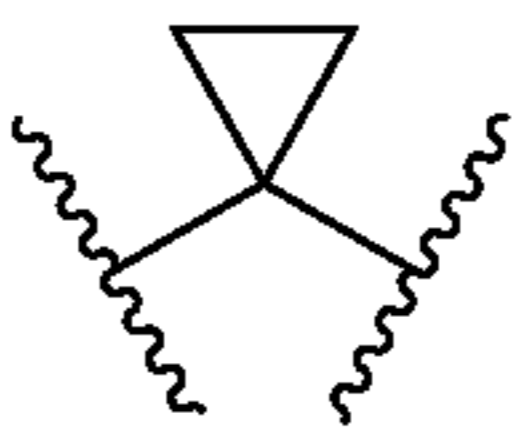

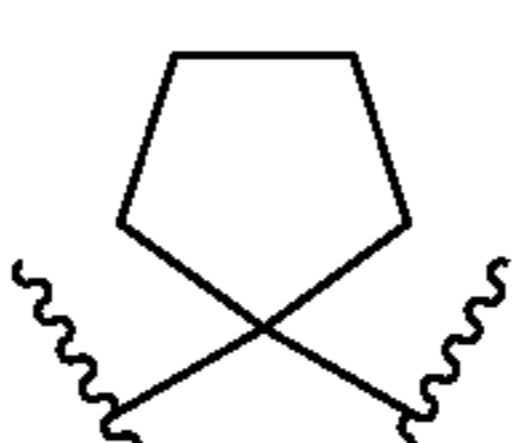
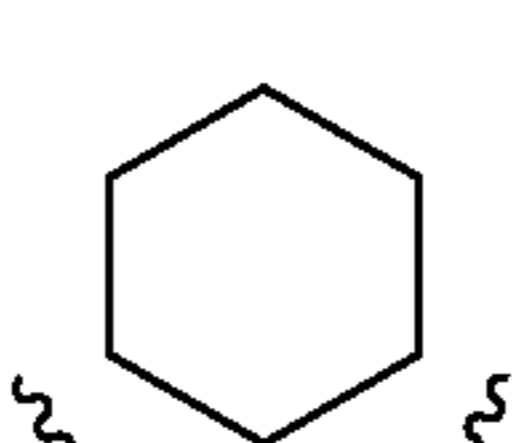
30

TABLE 6-continued

	NR1R2	CR9R10	
MK		Rq	
ML		Rr	
MM		Rs	
MN		Rt	

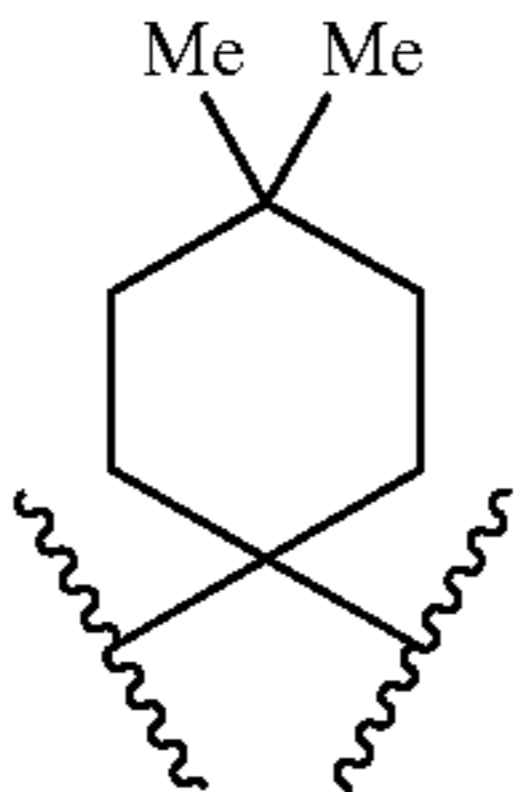
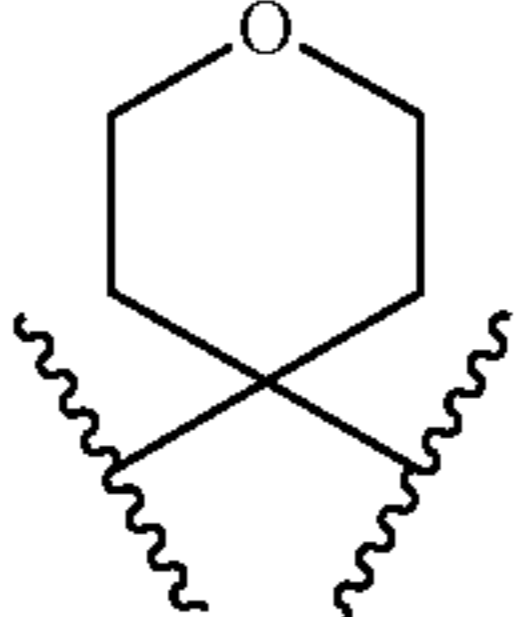
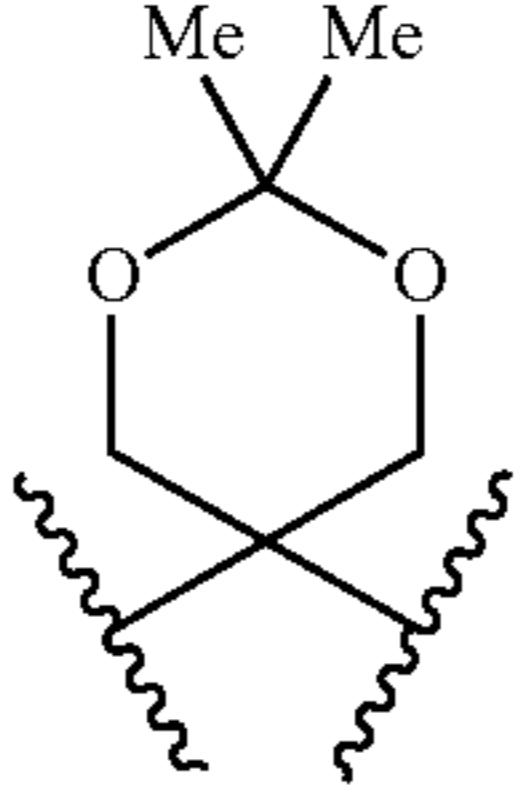
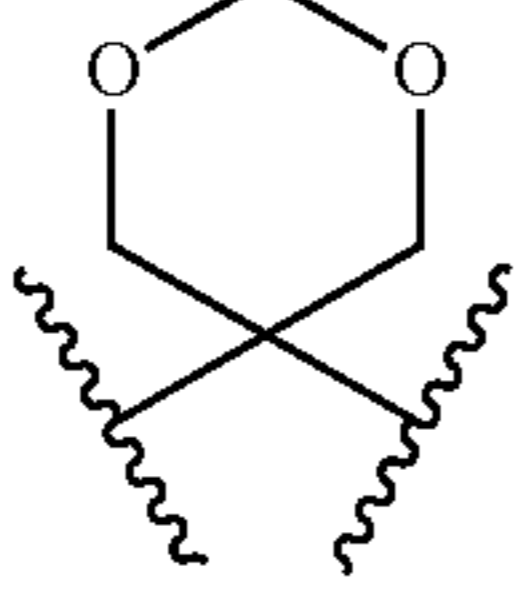
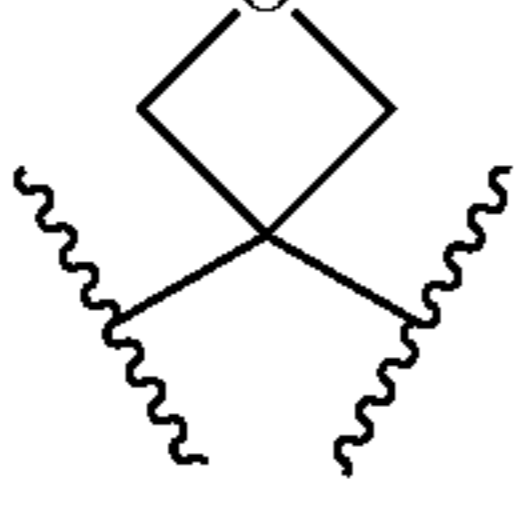
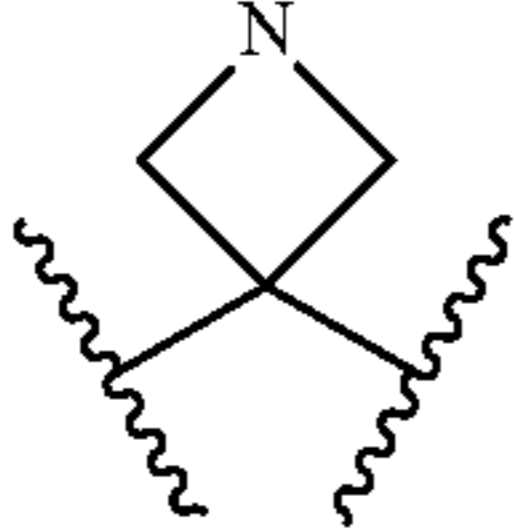
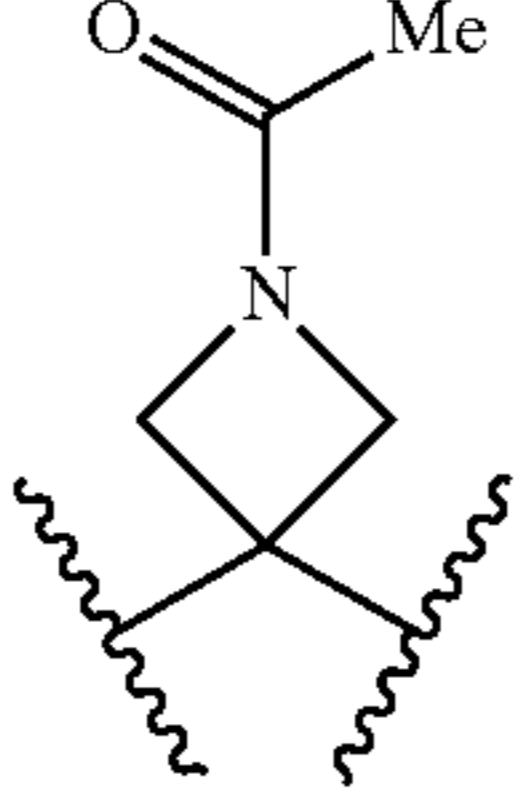
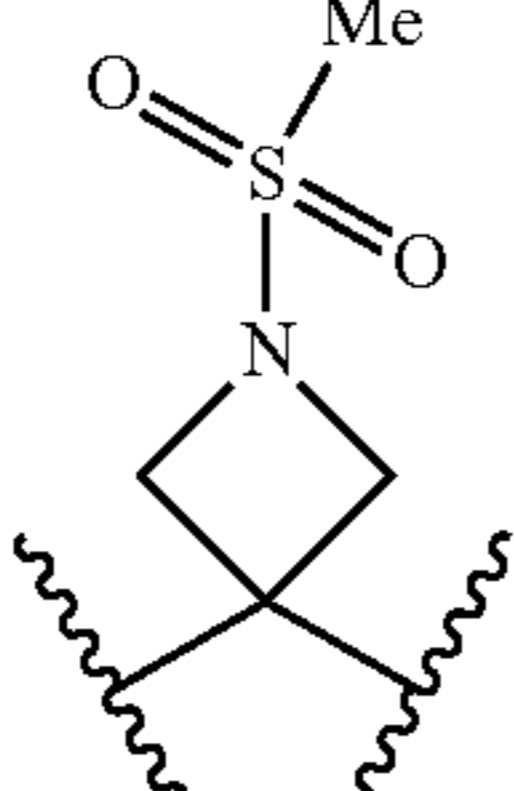
In the above Tables, CR<sup>9</sup>CR<sup>10</sup> is represented by the following symbol.

TABLE 7

	CR9R10
Ra	
Rb	
Rc	
Rd	
Re	
Rf	

31

TABLE 7-continued

	CR9R10	
Rg		5
Rh		10
Ri		15
Rj		20
Rk		25
RI		30
Rm		35
Rn		40

32

TABLE 7-continued

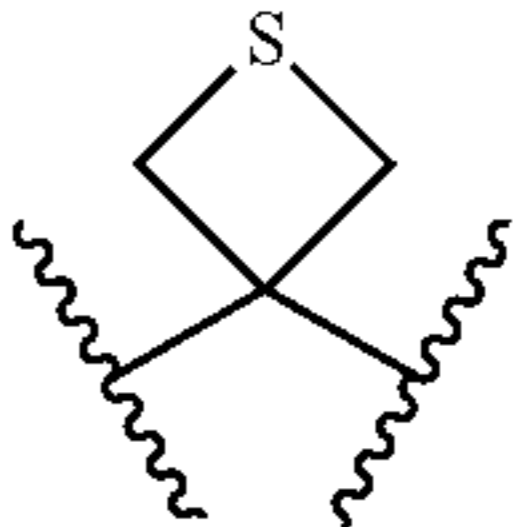
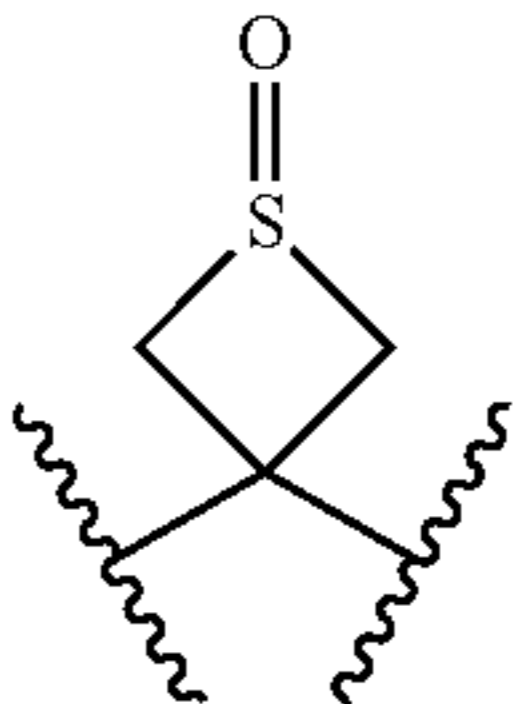
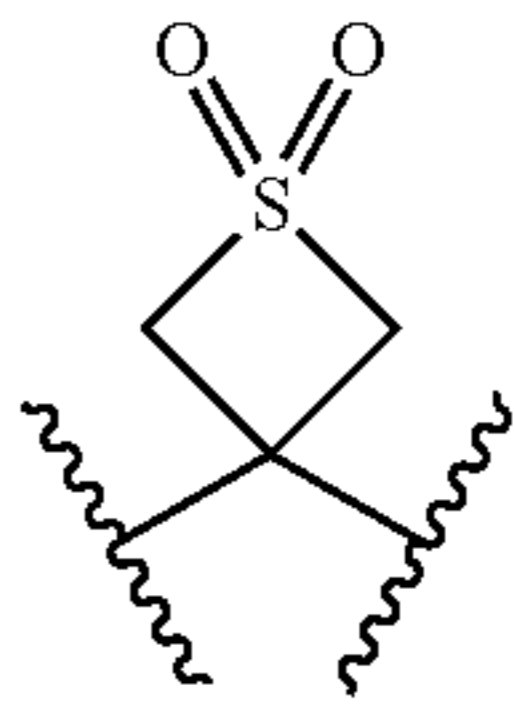
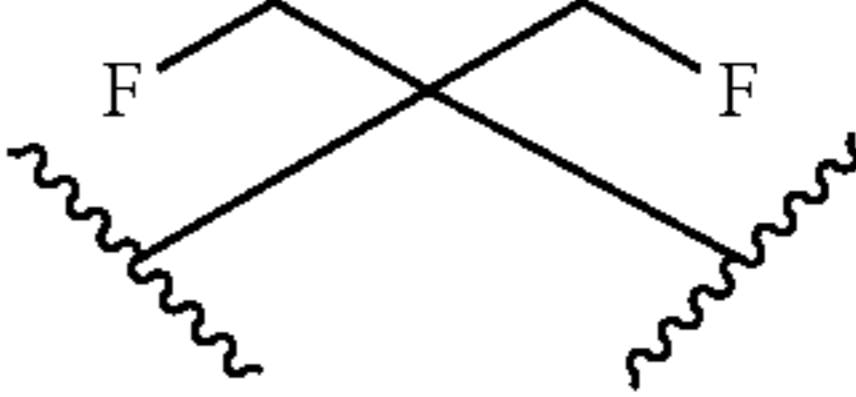
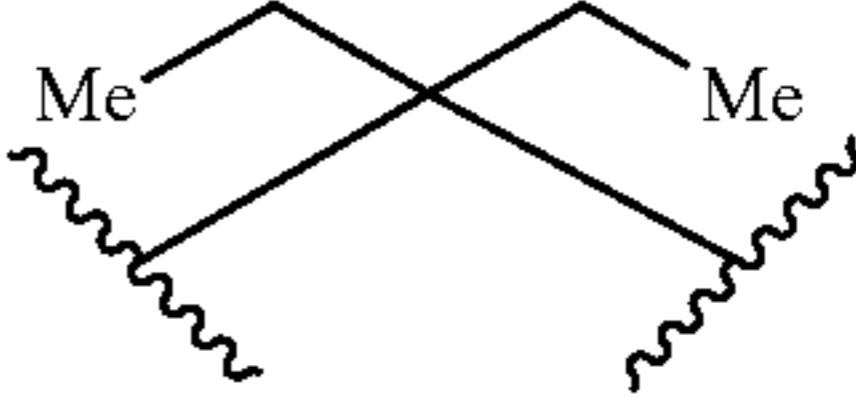
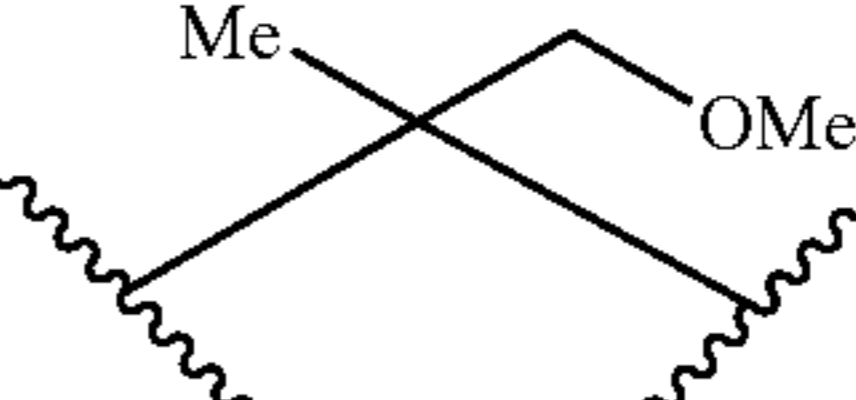
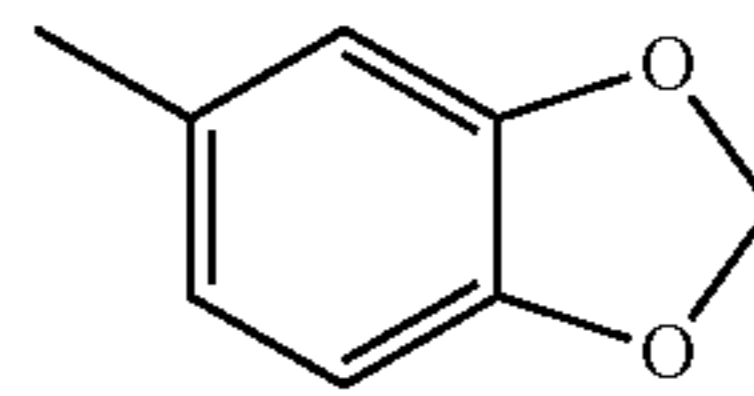
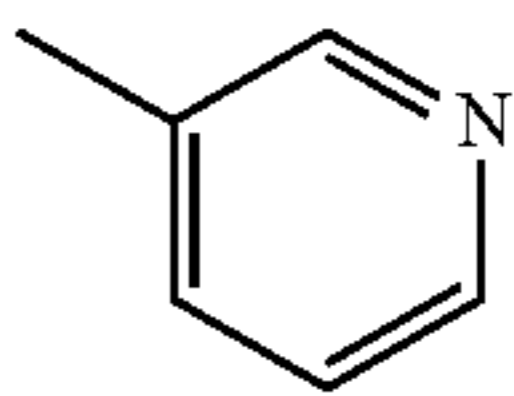
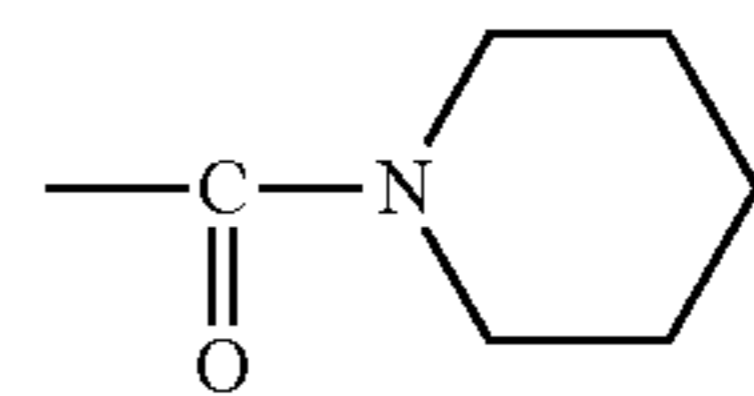
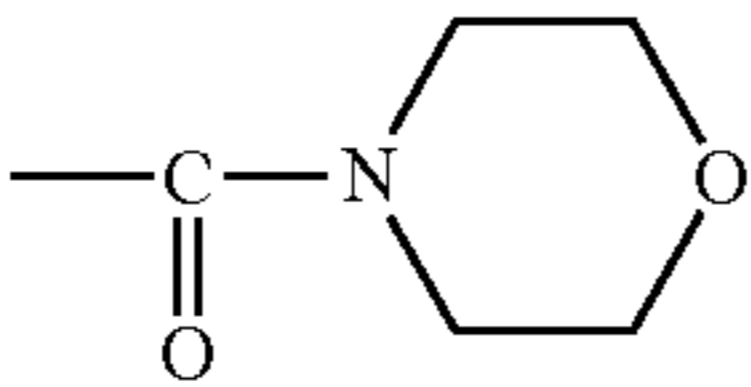
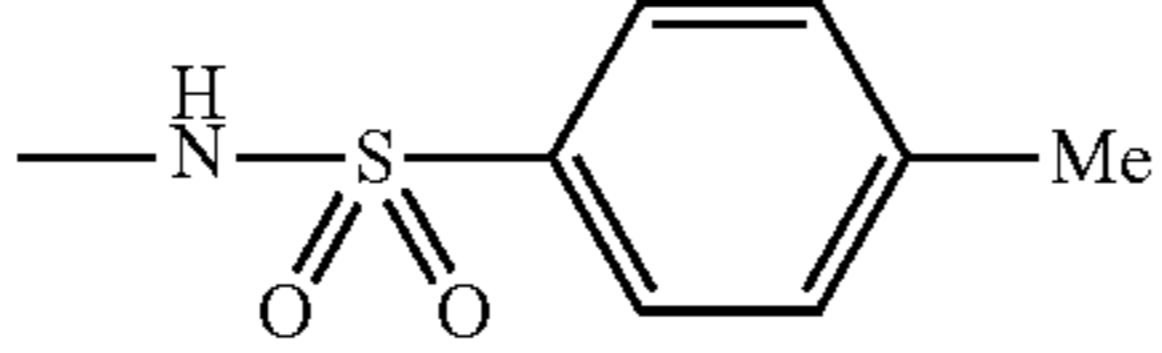
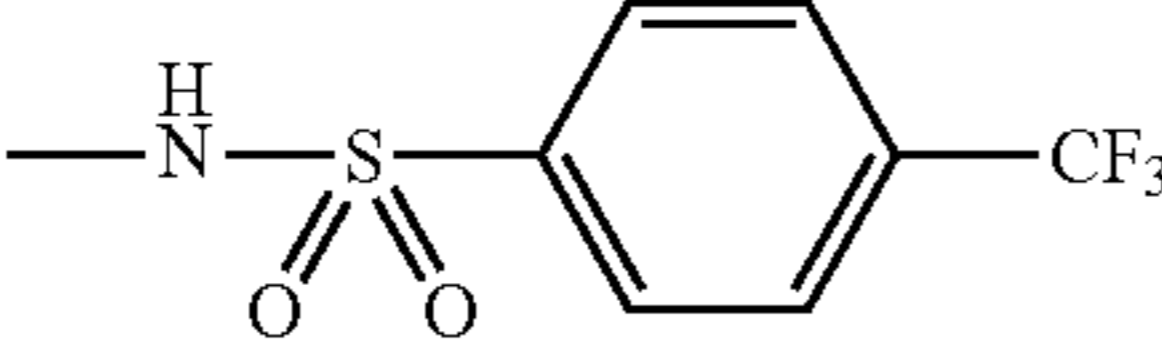
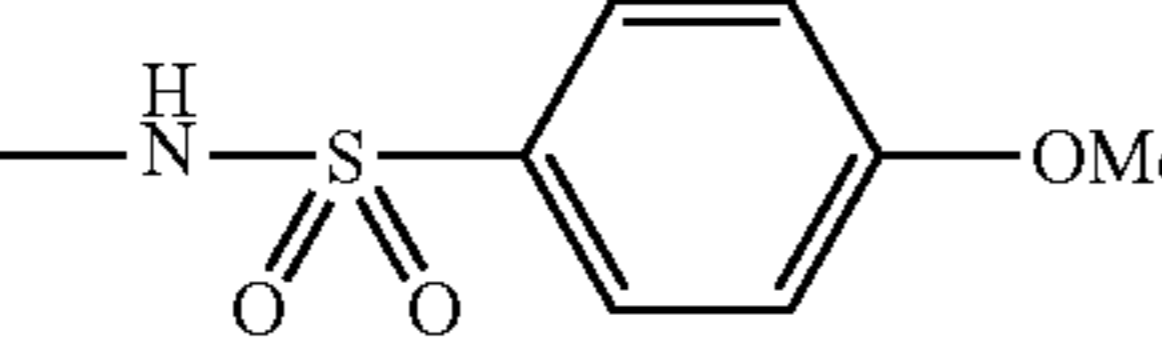
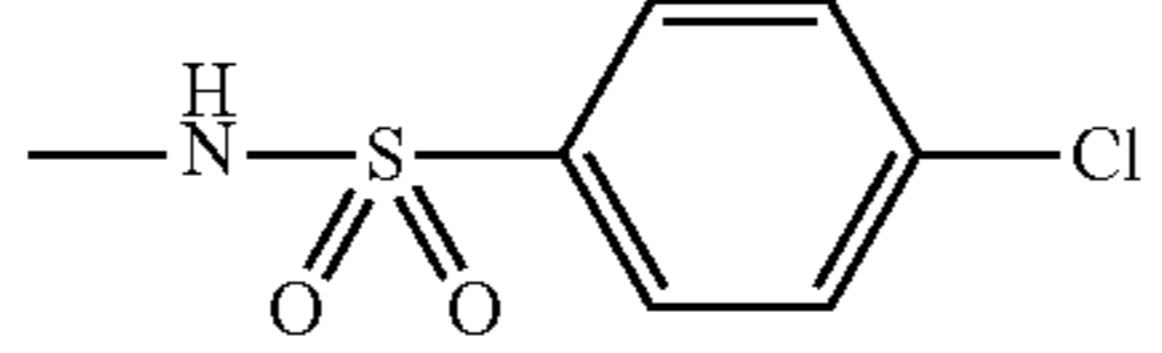
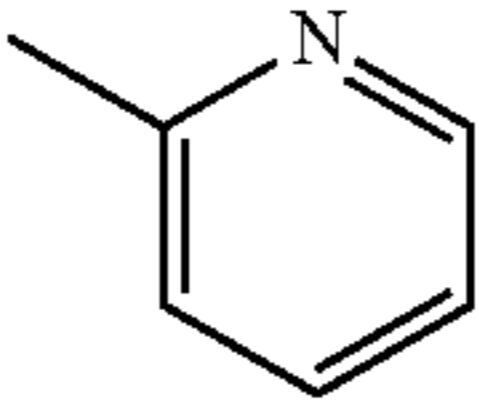
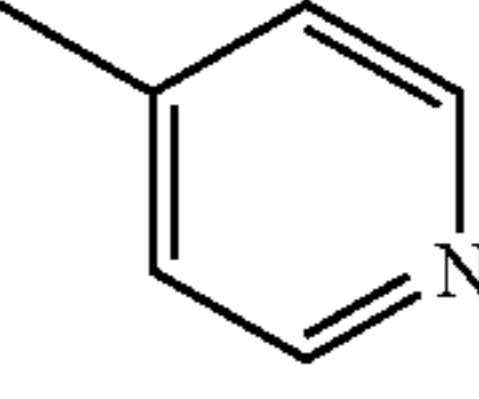
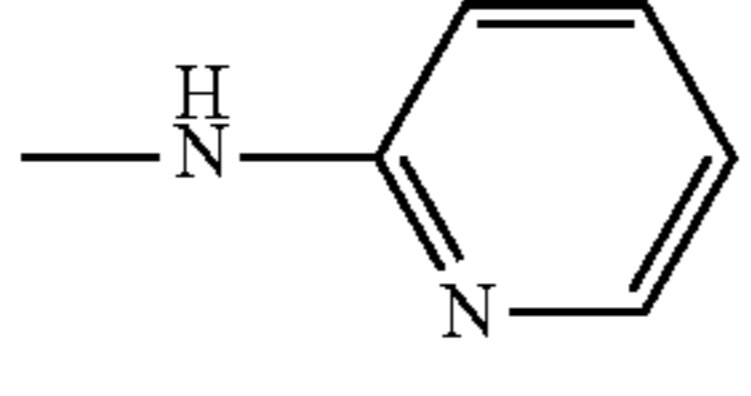
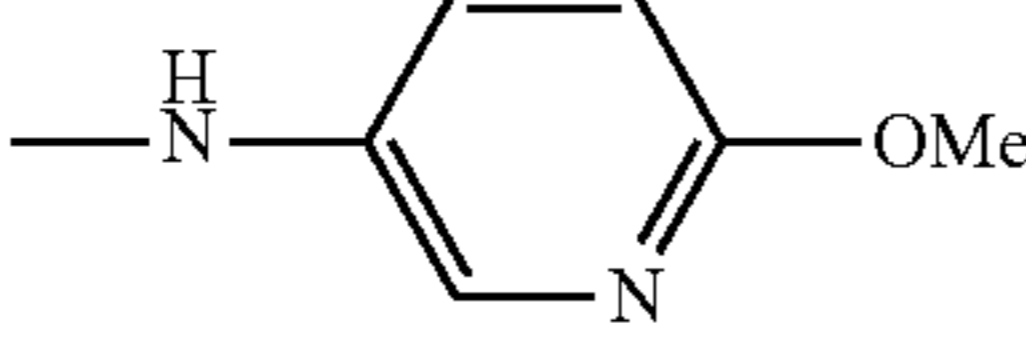
	CR9R10	
Ro		5
Rp		10
Rq		15
Rr		20
Rs		25
Rt		30

TABLE 8

	R3	
VA	H	45
VB	Me	
VC	OH	
VD	OMe	
VE	CONH2	
VF	CONHiPr	
VG	NH2	50
VH	NHAc	
VI	NHSO2Me	
VJ	Ph	
VK		55
VL		60
VM		65

33

TABLE 8-continued

	R3
VN	
VO	
VP	
VQ	
VR	
VS	NHSO <sub>2</sub> Ph
VT	NHCOPh
VU	CONHMe
VV	CONMe <sub>2</sub>
VW	NHMe
VX	NHiPr
VY	NHPh
VZ	
WA	
WB	
WC	

(AA,VA), (AA,VB), (AA,VC), (AA,VD), (AA,VE), (AA, 50  
 VF), (AA,VG), (AA,VH), (AA,VI), (AA,VJ), (AA,VK),  
 (AA,VL), (AA,VM), (AA,VN), (AA,VO), (AA,VP), (AA,  
 VQ), (AA,VR), (AA,VS), (AA,VT), (AA,VU), (AA,VV),  
 (AA,VW), (AA,VX), (AB,VY), (AA,VZ), (AA,WA), (AA,  
 WB), (AA,WC), (AB,VA), (AB,VB), (AB,VC), (AB,VD), 55  
 (AB,VE), (AB,VF), (AB,VG), (AB,VH), (AB,VI), (AB,VJ),  
 (AB,VK), (AB,VL), (AB,VM), (AB,VN), (AB,VO), (AB,  
 VP), (AB,VQ), (AB,VR), (AB,VS), (AB,VT), (AB,VU),  
 (AB,VV), (AB,VW), (AB,VX), (AB,VY), (AB,VZ), (AB,  
 WA), (AB,WB), (AB,WC), (AC,VA), (AC,VB), (AC,VC), 60  
 (AC,VD), (AC,VE), (AC,VF), (AC,VG), (AC,VH), (AC,  
 VI), (AC,VJ), (AC,VK), (AC,VL), (AC,VM), (AC,VN),  
 (AC,VO), (AC,VP), (AC,VQ), (AC,VR), (AC,VS), (AC,  
 VT), (AC,VU), (AC,VV), (AC,VW), (AC,VX), (AC,VY),  
 (AC,VZ), (AC,WA), (AC,WB), (AC,WC), (AD,VA), (AB, 65  
 VB), (AD,VC), (AD,VD), (AD,VE), (AC,VF), (AD,VG),  
 (AD,VH), (AD,VI), (AD,VJ), (AD,VK), (AD,VL), (AD,

34

VM), (AD,VN), (AD,VO), (AD,VP), (AD,VQ), (AD,VR),  
 (AD,VS), (AD,VT), (AD,VU), (AD,VV), (AD,VW), (AC,  
 VX), (AD,VY), (AD,VZ), (AD,WA), (AD,WB), (AD,WC),  
 (AE,VA), (AE,VB), (AB,VC), (AE,VD), (AE,VE), (AE,  
 5 VF), (AE,VG), (AE,VH), (AE,VI), (AE,VJ), (AE,VK), (AE,  
 VL), (AE,VM), (AE,VN), (AE,VO), (AE,VP), (AE,VQ),  
 (AE,VR), (AE,VS), (AE,VT), (AE,VU), (AE,VV), (AE,  
 VW), (AE,VX), (AB,VY), (AB,VZ), (AE,WA), (AE,WB),  
 10 (AA,WC), (AF,VA), (AF,VB), (AF,VC), (AF,VD), (AF,VE),  
 (AF,VF), (AF,VG), (AF,VH), (AF,VI), (AF,VJ), (AF,VK),  
 (AF,VL), (AF,VM), (AF,VN), (AF,VO), (AF,VP), (AF,VQ),  
 (AF,VR), (AF,VS), (AF,VT), (AF,VU), (AF,VV), (AF,VW),  
 15 (AF,VX), (AF,VY), (AF,VZ), (AF,WA), (AF,WB), (AF,  
 WC), (AG,VA), (AG,VB), (AB,VC), (AG,VD), (AG,VE),  
 (AG,VF), (AG,VG), (AG,VH), (AG,VI), (AB,VJ), (AG,  
 VK), (AG,VL), (AB,VM), (AG,VN), (AG,VO), (AG,VP),  
 (AG,VQ), (AG,VR), (AC,VS), (AG,VT), (AG,VU), (AG,  
 20 VV), (AG,VW), (AF,VX), (AG,VY), (AG,VZ), (AG,WA),  
 (AG,WB), (AA,WC), (AH,VA), (AH,VB), (AB,VC), (AH,  
 VD), (AH,VE), (AH,VF), (AH,VG), (AH,VH), (AH,VI),  
 (AH,VJ), (AH,VK), (AH,VL), (AH,VM), (AH,VN), (AH,  
 VO), (AH,VP), (AH,VQ), (AH,VR), (AH,VS), (AH,VT),  
 (AH,VU), (AH,VV), (AH,VW), (AH,VX), (AH,VY), (AH,  
 25 VZ), (AH,WA), (AH,WB), (AA,WC), (AI,VA), (AI,VB),  
 (AI,VC), (AI,VD), (AI,VE), (AI,VF), (AI,VG), (AI,VH),  
 (AI,VI), (AI,VJ), (AI,VK), (AI,VL), (AI,VM), (AI,VN),  
 (AI,VO), (AI,VP), (AI,VQ), (AI,VR), (AI,VS), (AI,VT),  
 (AI,VU), (AI,VV), (AI,VW), (AI,VX), (AI,VY), (AI,VZ),  
 (AI,WA), (AI,WB), (AI,WC), (AJ,VA), (AJ,VB), (AJ,VC),  
 30 (AJ,VD), (AJ,VE), (AJ,VF), (AJ,VG), (AJ,VH), (AJ,VI),  
 (AJ,VJ), (AJ,VK), (AJ,VL), (AJ,VM), (AJ,VN), (AJ,VO),  
 (AJ,VP), (AJ,VQ), (AJ,VR), (AJ,VS), (AJ,VT), (AJ,VU),  
 (AJ,VV), (AJ,VW), (AF,VX), (AJ,VY), (AJ,VZ), (AJ,WA),  
 (AJ,WB), (AJ,WC), (AK,VA), (AK,VB), (AB,VC), (AK,  
 35 VD), (AK,VE), (AK,VF), (AK,VG), (AK,VH), (AK,VI),  
 (AK,VJ), (AK,VK), (AK,VL), (AK,VM), (AK,VN), (AK,  
 VO), (AK,VP), (AK,VQ), (AK,VR), (AK,VS), (AK,VT),  
 (AK,VU), (AK,VV), (AH,VW), (AK,VX), (AK,VY), (AK,  
 VZ), (AK,WA), (AK,WB), (AK,WC), (AL,VA), (AL,VB),  
 40 (AB,VC), (AL,VD), (AL,VE), (AL,VF), (AL,VG), (AL,  
 VH), (AL,VI), (AL,VJ), (AL,VK), (AL,VL), (AL,VM),  
 (AL,VN), (AL,VO), (AL,VP), (AL,VQ), (AL,VR), (AL,  
 VS), (AL,VT), (AL,VU), (AL,VV), (AL,VW), (AF,VX),  
 (AL,VY), (AL,VZ), (AL,WA), (AL,WB), (AL,WC), (AM,  
 45 VA), (AM,VB), (AM,VC), (AM,VD), (AM,VE), (AM,VF),  
 (AM,VG), (AM,VH), (AM,VI), (AM,VJ), (AK,VK), (AM,  
 VL), (AM,VM), (AM,VN), (AM,VO), (AM,VP), (AM,  
 VQ), (AM,VR), (AM,VS), (AM,VT), (AM,VU), (AM,VV),  
 (AM,VW), (AM,VX), (AM,VY), (AM,VZ), (AM,WA),  
 (AM,WB), (AM,WC), (AN,VA), (AN,VB), (AN,VC), (AN,  
 50 VD), (AN,VE), (AN,VF), (AN,VG), (AN,VH), (AN,VI),  
 (AN,VJ), (AN,VK), (AN,VL), (AN,VM), (AN,VN), (AN,  
 VO), (AN,VP), (AN,VQ), (AN,VR), (AN,VS), (AN,VT),  
 (AN,VU), (AN,VV), (AN,VW), (AN,VX), (AN,VY), (AN,  
 55 VZ), (AN,WA), (AN,WB), (AN,WC), (AO,VA), (AO,VB),  
 (AO,VC), (AO,VD), (AO,VE), (AO,VF), (AO,VG), (AO,  
 VH), (AO,VI), (AO,VJ), (AO,VK), (AO,VL), (AO,VM),  
 (AO,VN), (AO,VO), (AO,VP), (AO,VQ), (AO,VR), (AO,  
 VS), (AO,VT), (AO,VU), (AO,VV), (AO,VW), (AO,VX),  
 60 (AO,VY), (AO,VZ), (AO,WA), (AO,WB), (AO,WC), (AP,  
 VA), (AP,VB), (AP,VC), (AP,VD), (AP,VE), (AP,VF), (AP,  
 VG), (AP,VH), (AP,VI), (AP,VJ), (AP,VK), (AP,VL), (AP,  
 VM), (AP,VN), (AP,VO), (AP,VP), (AP,VQ), (AP,VR), (AP,  
 VS), (AP,VT), (AP,VU), (AP,VV), (AP,VW), (AP,VX), (AP,  
 65 VY), (AP,VZ), (AP,WA), (AP,WB), (AP,WC), (AQ,VA),  
 (AQ,VB), (AQ,VC), (AQ,VD), (AQ,VE), (AQ,VF), (AQ,  
 VG), (AQ,VH), (AQ,VI), (AQ,VJ), (AQ,VK), (AQ,VL),







(DQ,VI), (DQ,VJ), (DQ,VK), (DQ,VL), (DQ,VM), (DQ, VN), (DQ,VO), (DQ,VP), (DQ,VQ), (DQ,VR), (DQ,VS), (DQ,VT), (DQ,VU), (DQ,VV), (DQ,VW), (DQ,VX), (DQ, VY), (DQ,VZ), (DQ,WA), (DQ,VB), (DQ,VC), (DQ,VD), (DR,VA), (DR,VB), (DR,VC), (DR,VD), (DR,VE), (DR,VF), (DR, VG), (DR,VH), (DR,VI), (DR,VJ), (DR,VK), (DR,VL), (DR,VM), (DR,VN), (DR,VO), (DR,VP), (DR,VQ), (DR, VR), (DR,VS), (DR,VT), (DR,VU), (DR,VV), (DR,VW), (DR, VX), (DR,VY), (DR,VZ), (DR,WA), (DR,VB), (DR, VC), (DS,VA), (DS,VB), (DS,VC), (DS,VD), (DS,VE), (DS, VF), (DS,VG), (DS,VH), (DS,VI), (DS,VJ), (DS,VK), (DS, VL), (DS,VM), (DS,VN), (DS,VO), (DS,VP), (DS, VQ), (DS,VR), (DS,VS), (DS,VT), (DS,VU), (DS,VV), (DS, VW), (DS,VX), (DS,VY), (DS,VZ), (DS,WA), (DS, WB), (DS,WC), (DT,VA), (DT,VB), (DT,VC), (DT,VD), (DT, VE), (DT,VF), (DT,VG), (DT,VH), (DT,VI), (DT,VJ), (DT, VK), (DT,VL), (DT,VM), (DT,VN), (DT,VO), (DT, VP), (DT,VQ), (DS,VR), (DT,VS), (DT,VT), (DT,VU), (DT, VV), (DT,VW), (DT,VX), (DT,VY), (DT,VZ), (DT,WA), (DT, WB), (DT,WC), (DO,VA), (DO,VB), (DO,VC), (DO, VD), (DU,VE), (DO,VF), (DU,VG), (DO,VH), (DO,VI), (DO, VJ), (DO,VK), (DO,VL), (DO,VM), (DO,VN), (DU, VO), (DU,VP), (DO,VQ), (DN,VR), (DN,VS), (DN,VT), (DU, VU), (DU,VV), (DN,VW), (DU,VX), (DU,VY), (DN, VZ), (DU,WA), (DO,VB), (DN,WC), (DV,VA), (DV,VB), (DV, VC), (DV,VD), (DV,VE), (DV,VF), (DV,VG), (DV, VH), (DV,VI), (DV,VJ), (DV,VK), (DV,VL), (DV,VM), (DV, VN), (DV,VO), (DV,VP), (DV,VQ), (DS,VR), (DT, VS), (DV,VT), (DV,VU), (DV,VV), (DV,VW), (DV, VX), (DR, VY), (DV, VZ), (DV,WA), (DR, WB), (DR, WC), (DW, VA), (DW,VB), (DW,VC), (DW,VD), (DW,VE), (DW,VF), (DW, VG), (DW,VH), (DW,VI), (DW,VJ), (DW,VK), (DW, VL), (DW,VM), (DW,VN), (DW,VO), (DW,VP), (DW,VQ), (DW, VR), (DW,VS), (DW,VT), (DW,VU), (DW,VV), (DW, VW), (DW,VX), (DW,VY), (DW,VZ), (DW,WA), (DW, WB), (DW,WC), (DX,VA), (DX,VB), (DX,VC), (DX,VD), (DX, VE), (DX,VF), (DX,VG), (DX,VH), (DX,VI), (DX, VJ), (DX,VK), (DX,VL), (DX,VM), (DX,VN), (DX,VO), (DX, VP), (DX,VQ), (DX,VR), (DX,VS), (DX,VT), (DX, VU), (DX,VV), (DX,VW), (DX,VX), (DX,VY), (DX, VZ), (DX,WA), (DX,VB), (DX,WC), (DY,VA), (DY,VB), (DY, VC), (DY,VD), (DY,VE), (DY,VF), (DY,VG), (DY,VH), (DY, VI), (DY,VJ), (DY,VK), (DY,VL), (DS,VM), (DY,VN), (DY, VO), (DY,VP), (DY,VQ), (DY,VR), (DY,VS), (DY, VT), (DY,VU), (DY,VV), (DY,VW), (DY,VX), (DY, VY), (DY, VZ), (DY,WA), (DY,VB), (DY,WC), (DZ,VA), (DZ, VB), (DZ,VC), (DZ,VD), (DZ,VE), (DZ,VF), (DZ,VG), (DZ, VH), (DZ,VI), (DZ,VJ), (DZ,VK), (DZ,VL), (DZ,VM), (DZ, VN), (DZ,VO), (DZ,VP), (DZ,VQ), (DZ,VR), (DZ, VS), (DZ,VT), (DZ,VU), (DZ,VV), (DZ,VW), (DZ, VX), (DZ, VY), (DZ, VZ), (DZ,WA), (DZ,VB), (DZ,WC), (EA,VA), (EA,VB), (EA,VC), (EA,VD), (EA,VE), (EA, VF), (EA,VG), (EA,VH), (EA,VI), (EA,VJ), (EA,VK), (EA, VL), (EA,VM), (EA,VN), (EA,VO), (EA,VP), (EA,VQ), (EA, VR), (EA,VS), (EA,VT), (EA,VU), (EA,VV), (EA, VW), (EA,VX), (EA,VY), (EA,VZ), (EA,WA), (EA,VB), (EA, WC), (EB,VA), (EB,VB), (EB,VC), (EB,VD), (EB, VE), (EB,VF), (EB,VG), (EB,VH), (EB,VI), (EB,VJ), (EB, VK), (EB,VL), (EB,VM), (EB,VN), (EB,VO), (EB,VP), (EB, VQ), (EB,VR), (EB,VS), (EB,VT), (EB,VU), (EB, VV), (EB, VW), (EB, VX), (EB, VY), (EB, VZ), (EB,WA), (EB, WB), (EB,WC), (EC,VA), (EC,VA), (EC,VB), (EC,VB), (EC, VC), (EC,VD), (EC,VE), (EC,VF), (EC,VG), (EC,VH), (EA, VI), (EC, VJ), (EC, VK), (EC, VL), (EC, VM), (EC, VN), (EC, VO), (EC, VP), (EC, VQ), (EC, VR), (EC, VS), (EC, VT), (EC, VU), (EC, VV), (EC, VW), (EC, VX), (EC, VY), (EC, VZ), (EC,WA), (EC,VB), (EC,WC), (ED,VC), (ED,VD),

(ED,VE), (ED,VF), (ED,VG), (ED,VH), (ED,VI), (ED,VJ), (ED, VK), (ED,VL), (ED,VM), (EA,VN), (ED,VO), (ED, VP), (EA,VQ), (ED,VR), (ED,VS), (ED,VT), (ED, VU), (ED, VV), (ED, VW), (ED, VX), (ED, VY), (ED, VZ), (ED, WA), (ED,VB), (ED,WC), (EE,VA), (EE,VB), (EE,VC), (EE, VD), (EE,VE), (EE,VF), (EE,VG), (EE,VH), (EE,VI), (EE, VJ), (EE, VK), (EE, VL), (EE, VM), (EE, VN), (EE, VO), (EE, VP), (EE, VQ), (EE, VR), (EE, VS), (EE, VT), (EE, VU), (EE, VV), (EE, VW), (EE, VX), (EE, VY), (EE, VZ), (EE, WA), (EE,VB), (EE,WC), (EF,VA), (EF,VB), (EF,VC), (EF, VD), (EF,VE), (EF,VF), (EF,VG), (EF,VH), (EF,VI), (EF, VJ), (EF, VK), (EF, VL), (EF, VM), (EF, VN), (EF, VO), (EF, VP), (EF, VQ), (EF, VR), (EF, VS), (EF, VT), (EF, VU), (EF, VV), (EF, VW), (EF, VX), (EF, VY), (EF, VZ), (EF, WA), (EF, WB), (EF,WC), (EB,VA), (EB,VB), (EB,VC), (EB,VD), (EB, VE), (EB,VF), (EA,VG), (EA,VH), (EA,VI), (EG,VJ), (EA, VK), (EA,VL), (EA,VM), (EG,VN), (EG,VO), (EA, VP), (EG,VQ), (EA,VR), (EA,VS), (EA,VT), (EG,VU), (EG, VV), (EA, VW), (EG, VX), (EA, VY), (EA, VZ), (EA, WA), (EB,VB), (EA,WC), (EH,VA), (EH,VB), (EH,VC), (EH, VD), (EH,VE), (EH,VF), (EH,VG), (EH,VH), (EH,VI), (EH, VJ), (EH, VK), (EH, VL), (EH, VM), (EH, VN), (EH, VO), (EH, VP), (EH, VQ), (EH, VR), (EH, VS), (EH, VT), (EH, VU), (EH, VV), (EH, VW), (EH, VX), (EH, VY), (EH, VZ), (EH, WA), (EH,VB), (EH,WC), (EI,VA), (EI,VB), (EI,VC), (EI,VD), (EI,VE), (EI,VF), (EI,VG), (EI,VH), (EI, VI), (EI, VJ), (EI, VK), (EI, VL), (EI, VM), (EI, VN), (EI, VO), (EI, VP), (EI, VQ), (EI, VR), (EI, VS), (EI, VT), (EI, VU), (EI, VV), (EI, VW), (EI, VX), (EI, VY), (EI, VZ), (EI, WA), (EI, WB), (EI,WC), (EJ,VA), (EJ,VB), (EJ,VC), (EJ,VD), (EJ, VE), (EJ,VF), (EJ,VG), (EJ,VH), (EJ,VI), (EJ, VJ), (EJ, VK), (EJ, VL), (EJ, VM), (EJ, VN), (EJ, VO), (EJ, VP), (EJ, VQ), (EJ, VR), (EJ, VS), (EJ, VT), (EJ, VU), (EJ, VV), (EJ, VW), (EJ, VX), (EJ, VY), (EJ, VZ), (EJ, WA), (EJ,VB), (EJ,WC), (EB,VA), (EB,VB), (EB,VC), (EB,VD), (EB,VE), (EB,VF), (EA, VG), (EA, VH), (EA, VI), (EK, VJ), (EA, VK), (EA, VL), (EA, VM), (EA, VN), (EK, VO), (EA, VP), (EK, VQ), (EA, VR), (EA, VS), (EA, VT), (EK, VU), (EK, VV), (EA, VW), (EK, VX), (EA, VY), (EA, VZ), (EA, WA), (EB,VB), (EA, WC), (EL,VA), (EL,VB), (EL,VC), (EF,VD), (EL,VE), (EL, VF), (EL,VG), (EL,VH), (EL,VI), (EL, VJ), (EL, VK), (EL, VL), (EL, VM), (EL, VN), (EL, VO), (EL, VP), (EL, VQ), (EL, VR), (EL, VS), (EL, VT), (EL, VU), (EL, VV), (EL, VW), (EL, VX), (EL, VY), (EL, VZ), (EL, WA), (EL,VB), (EL, WC), (EM,VA), (EM,VB), (EM,VC), (EM,VD), (EM,VE), (EM, VF), (EM,VG), (EM,VH), (EM,VI), (EM, VJ), (EM, VK), (EM, VL), (EM, VM), (EM, VN), (EM, VO), (EM, VP), (EM, VQ), (EM, VR), (EM, VS), (EM, VT), (EM, VU), (EM, VV), (EM, VW), (EM, VX), (EM, VY), (EM, VZ), (EM, WA), (EM,VB), (EM,WC), (EN,VA), (EN,VB), (EN,VC), (EN, VD), (EN,VE), (EN,VF), (EN,VG), (EN,VH), (EN,VI), (EN, VJ), (EN, VK), (EN, VL), (EN, VM), (EN, VN), (EN, VO), (EN, VP), (EN, VQ), (EN, VR), (EN, VS), (EN, VT), (EN, VU), (EN, VV), (EN, VW), (EN, VX), (EN, VY), (EN, VZ), (EN, WA), (EN,VB), (EN,WC), (EO,VA), (EO,VB), (EO,VC), (EO,VD), (EO,VE), (EO,VF), (EO,VG), (EO, VH), (EO,VI), (EO, VJ), (EO, VK), (EO, VL), (EO, VM), (EO, VN), (EO, VO), (EO, VP), (EO, VQ), (EO, VR), (EO, VS), (EO, VT), (EO, VU), (EO, VV), (EO, VW), (EO, VX), (EO, VY), (EO, VZ), (EO, WA), (EO,VB), (EO,WC), (EP,VA), (EP,VB), (EP,VC), (EP,VD), (EP,VE), (EP,VF), (EP, VG), (EP,VH), (EP,VI), (EP, VJ), (EP, VK), (EP, VL), (EP, VM), (EP, VN), (EP, VO), (EP, VP), (EP, VQ), (EP, VR), (EP, VS), (EP, VT), (EP, VU), (EP, VV), (EP, VW), (EP, VX), (EP, VY), (EP, VZ), (EP, WA), (EP,VB), (EP,WC), (EQ,VA), (EQ, VB), (EQ,VC), (EQ,VD), (EQ,VE), (EQ,VF), (EQ,VG), (EQ, VH), (EQ,VI), (EQ, VJ), (EQ, VK), (EQ, VL), (EQ, VM),





(FR,VC), (FR,VD), (FR,VE), (FR,VF), (FR,VG), (FR,VH),  
(FR,VI), (FR,VJ), (FR,VK), (FR,VL), (FR,VM), (FR,VN),  
(FR,VO), (FR,VP), (FR,VQ), (FR,VR), (FR,VS), (FR,VT),  
(FR,VU), (FR,VV), (FR,VW), (FR,VX), (FR,VY), (FR,  
VZ), (FR,WA), (FR,WB), (FR,WC), (FS,VA), (FS,VB),  
(FS,VC), (FS,VD), (FS,VE), (FS,VF), (FS,VG), (FS,VH),  
(FS,VI), (FS,VJ), (FS,VK), (FS,VL), (FS,VM), (FS,VN),  
(FS,VO), (FS,VP), (FS,VQ), (FS,VR), (FS,VS), (FS,VT),  
(FS,VU), (FS,VV), (FS,VW), (FS,VX), (FS,VY), (FS,VZ),  
(FS,WA), (FS,WB), (FS,WC), (FT,VA), (FT,VB), (FT,VC),  
(FT,VD), (FT,VE), (FT,VF), (FT,VG), (FT,VH), (FT,VI),  
(FT,VJ), (FT,VK), (FT,VL), (FT,VM), (FT,VN), (FT,VO),  
(FT,VP), (FT,VQ), (FT,VR), (FT,VS), (FT,VT), (FT,VU),  
(FT,VV), (FT,VW), (FT,VX), (FT,VY), (FT,VZ), (FT,WA),  
(FT,VB), (FT,WC), (FU,VA), (FU,VB), (FU,VC), (FU,  
VD), (FU,VE), (FU,VF), (FU,VG), (FU,VH), (FU,VI), (FU,  
VJ), (FU,VK), (FU,VL), (FU,VM), (FU,VN), (FU,VO),  
(FU,VP), (FU,VQ), (FU,VR), (FU,VS), (FU,VT), (FU,VU),  
(FU,VV), (FU,VW), (FU,VX), (FU,VY), (FU,VZ), (FU,  
WA), (FU,WB), (FU,WC), (FV,VA), (FV,VB), (FV,VC),  
(FV,VD), (FV,VE), (FV,VF), (FV,VG), (FV,VH), (FV,VI),  
(FV,VJ), (FV,VK), (FV,VL), (FV,VM), (FV,VN), (FV,VO),  
(FV,VP), (FV,VQ), (FV,VR), (FV,VS), (FV,VT), (FV,VU),  
(FV,VV), (FV,VW), (FV,VX), (FV,VY), (FV,VZ), (FV,WA),  
(FV,WB), (FV,WC), (FW,VA), (FW,VB), (FW,VC), (FW,  
VD), (FW,VE), (FW,VF), (FW,VG), (FW,VH), (FW,VI),  
(FW,VJ), (FW,VK), (FW,VL), (FW,VM), (FW,VN), (FW,  
VO), (FW,VP), (FW,VQ), (FW,VR), (FW,VS), (FW,VT),  
(FW,VU), (FW,VV), (FW,VW), (FW,VX), (FW,VY), (FW,  
VZ), (FW,WA), (FW,WB), (FW,WC), (FX,VA), (FX,VB),  
(FX,VC), (FX,VD), (FX,VE), (FX,VF), (FX,VG), (FX,VH),  
(FX,VI), (FX,VJ), (FX,VK), (FX,VL), (FX,VM), (FX,VN),  
(FX,VO), (FX,VP), (FX,VQ), (FX,VR), (FX,VS), (FX,VT),  
(FX,VU), (FX,VV), (FX,VW), (FX,VX), (FX,VY), (FX,  
VZ), (FX,WA), (FX,WB), (FX,WC), (FY,VA), (FY,VB),  
(FY,VC), (FY,VD), (FY,VE), (FY,VF), (FY,VG), (FY,VH),  
(FY,VI), (FY,VJ), (FY,VK), (FY,VL), (FY,VM), (FY,VN),  
(FY,VO), (FY,VP), (FY,VQ), (FY,VR), (FY,VS), (FY,VT),  
(FY,VU), (FY,VV), (FY,VW), (FY,VX), (FY,VY), (FY,VZ),  
(FY,WA), (FY,WB), (FY,WC), (FZ,VA), (FZ,VB), (FZ,VC),  
(FZ,VD), (FZ,VE), (FZ,VF), (FZ,VG), (FZ,VH), (FZ,VI),  
(FZ,VJ), (FZ,VK), (FZ,VL), (FZ,VM), (FZ,VN), (FZ,VO),  
(FZ,VP), (FZ,VQ), (FZ,VR), (FZ,VS), (FZ,VT), (FZ,VU),  
(FZ,VV), (FZ,VW), (FZ,VX), (FZ,VY), (FZ,VZ), (FZ,WA),  
(FZ,WB), (FZ,WC), (GA,VA), (GA,VB), (GA,VC), (GA,  
VD), (GA,VE), (GA,VF), (GA,VG), (GA,VH), (GA,VI),  
(GA,VJ), (GA,VK), (GA,VL), (GA,VM), (GA,VN), (GA,  
VO), (GA,VP), (GA,VQ), (GA,VR), (GA,VS), (GA,VT),  
(GA,VU), (GA,VV), (GA,VW), (GA,VX), (GA,VY), (GA,  
VZ), (GA,WA), (GA,WB), (GA,WC), (GB,VA), (GB,VB),  
(GB,VC), (GB,VD), (GB,VE), (GB,VF), (GB,VG), (GB,  
VH), (GB,VI), (GB,VJ), (GB,VK), (GB,VL), (GB,VM),  
(GB,VN), (GB,VO), (GB,VP), (GB,VQ), (GB,VR), (GB,  
VS), (GB,VT), (GB,VU), (GB,VV), (GB,VW), (GB,VX),  
(GB,VY), (GB,VZ), (GB,WA), (GB,WB), (GB,WC), (GC,  
VA), (GC,VA), (GC,VB), (GC,VC), (GB,VD),  
(GC,VE), (GC,VF), (GC,VG), (GC,VH), (GC,VI), (GC,VJ),  
(GC,VK), (GC,VL), (GC,VM), (GC,VN), (GC,VO), (GC,  
VP), (GC,VQ), (GC,VR), (GC,VS), (GC,VT), (GC,VU),  
(GC,VV), (GC,VW), (GC,VX), (GC,VY), (GC,VZ), (GC,  
WA), (GC,WB), (GC,WC), (GD,VC), (GD,VD), (GD,VE),  
(GD,VF), (GD,VG), (GD,VH), (GD,VI), (GD,VJ), (GD,  
VK), (GD,VL), (GD,VM), (GD,VN), (GD,VO), (GD,VP),  
(GD,VQ), (GD,VR), (GD,VS), (GD,VT), (GD,VU), (GD,  
VV), (GD,VW), (GD,VX), (GD,VY), (GD,VZ), (GD,WA),  
(GD,WB), (GD,WC), (GE,VA), (GE,VB), (GE,VC), (GE,  
VD), (GE,VE), (GE,VF), (GE,VG), (GE,VH), (GE,VI),

(GE,VJ), (GE,VK), (GE,VL), (GE,VM), (GE,VN), (GE,  
VO), (GE,VP), (GE,VQ), (GE,VR), (GE,VS), (GE,VT),  
(GE,VU), (GE,VV), (GE,VW), (GE,VX), (GE,VY), (GE,  
VZ), (GE,WA), (GE,WB), (GE,WC), (GF,VA), (GF,VB),  
(GF,VC), (GF,VD), (GF,VE), (GF,VF), (GF,VG), (GF,VH),  
(GF,VI), (GF,VJ), (GF,VK), (GF,VL), (GF,VM), (GF,VN),  
(GF,VO), (GF,VP), (GF,VQ), (GF,VR), (GF,VS), (GF,VT),  
(GF,VU), (GF,VV), (GF,VW), (GF,VX), (GA,VY), (GF,  
VZ), (GF,WA), (GF,WB), (GF,WC), (GG,VA), (GG,VB),  
(GG,VC), (GG,VD), (GG,VE), (GG,VF), (GG,VG), (GG,  
VH), (GG,VI), (GG,VJ), (GG,VK), (GG,VL), (GG,VM),  
(GN,VN), (GG,VO), (GG,VP), (GG,VQ), (GG,VR), (GG,  
VS), (GG,VT), (GG,VU), (GG,VV), (GG,VW), (GG,VX),  
(GG,VY), (GG,VZ), (GG,WA), (GG,WB), (GG,WC), (GH,  
VA), (GH,VB), (GH,VC), (GH,VD), (GH,VE), (GH,VF),  
(GH,VG), (GH,VH), (GH,VI), (GH,VJ), (GH,VK), (GH,  
VL), (GH,VM), (GH,VN), (GH,VO), (GH,VP), (GH,VQ),  
(GH,VR), (GH,VS), (GH,VT), (GH,VU), (GH,VV), (GH,  
VW), (GH,VX), (GH,VY), (GH,VZ), (GH,WA), (GH,WB),  
(GH,WC), (GI,VA), (GI,VB), (GI,VC), (GI,VD), (GI,VE),  
(GI,VF), (GI,VG), (GI,VH), (GI,VI), (GI,VJ), (GI,VK),  
(GI,VL), (GI,VM), (GI,VN), (GI,VO), (GI,VP), (GI,VQ),  
(GI,VR), (GI,VS), (GI,VT), (GI,VU), (GI,VV), (GI,VW),  
(GI,VX), (GI,VY), (GI,VZ), (GI,WA), (GI,WB), (GI,WC),  
(GJ,VA), (GJ,VB), (GJ,VC), (GJ,VD), (GJ,VE), (GJ,VF),  
(GJ,VG), (GJ,VH), (GJ,VI), (GJ,VJ), (GJ,VK), (GJ,VL),  
(GJ,VM), (GJ,VN), (GJ,VO), (GJ,VP), (GJ,VQ), (GJ,VR),  
(GJ,VS), (GJ,VT), (GJ,VU), (GJ,VV), (GJ,VW), (GJ,VX),  
(GJ,VY), (GJ,VZ), (GJ,WA), (GJ,WB), (GJ,WC), (GK,VA),  
(GK,VB), (GK,VC), (GK,VD), (GK,VE), (GK,VF), (GK,  
VG), (GK,VH), (GK,VI), (GK,VJ), (GK,VK), (GK,VL),  
(GK,VM), (GK,VN), (GK,VO), (GK,VP), (GK,VQ), (GK,  
VR), (GK,VS), (GK,VT), (GK,VU), (GK,VV), (GK,VW),  
(GK,VX), (GK,VY), (GK,VZ), (GK,WA), (GK,WB), (GK,  
WC), (GL,VA), (GL,VB), (GL,VC), (GL,VD), (GL,VE),  
(GL,VF), (GL,VG), (GL,VH), (GL,VI), (GL,VJ), (GL,VK),  
(GL,VL), (GL,VM), (GL,VN), (GL,VO), (GL,VP), (GL,  
VQ), (GL,VR), (GL,VS), (GL,VT), (GL,VU), (GL,VV),  
(GL,VW), (GL,VX), (GL,VY), (GL,VZ), (GL,WA), (GL,  
WB), (GL,WC), (GM,VA), (GM,VB), (GM,VC), (GM,VD),  
(GM,VE), (GM,VF), (GM,VG), (GM,VH), (GM,VI), (GM,  
VJ), (GM,VK), (GM,VL), (GM,VM), (GM,VN), (GM,VO),  
(GM,VP), (GM,VQ), (GM,VR), (GM,VS), (GM,VT), (GM,  
VU), (GM,VV), (GM,VW), (GM,VX), (GM,VY), (GM,  
VZ), (GM,WA), (GM,WB), (GM,WC), (GN,VA), (GN,VB),  
(GN,VC), (GN,VD), (GN,VE), (GN,VF), (GN,VG), (GN,  
VH), (GN,VI), (GN,VJ), (GN,VK), (GN,VL), (GN,VM),  
(GN,VN), (GN,VO), (GN,VP), (GN,VQ), (GN,VR), (GN,  
VS), (GN,VT), (GN,VU), (GN,VV), (GN,VW), (GN,VX),  
(GN,VY), (GN,VZ), (GN,WA), (GN,WB), (GN,WC), (GO,  
VA), (GO,VB), (GO,VC), (GO,VD), (GO,VE), (GO,VF),  
(GO,VG), (GO,VH), (GO,VI), (GO,VJ), (GO,VK), (GO,  
VL), (GO,VM), (GO,VN), (GO,VO), (GO,VP), (GO,VQ),  
(GO,VR), (GO,VS), (GO,VT), (GO,VU), (GO,VV), (GO,  
VW), (GO,VX), (GO,VY), (GO,VZ), (GO,WA), (GO,WB),  
(GO,WC), (GP,VA), (GP,VB), (GP,VC), (GP,VD), (GP,VE),  
(GP,VF), (GP,VG), (GP,VH), (GP,VI), (GP,VJ), (GP,VK),  
(GP,VL), (GP,VM), (GP,VN), (GP,VO), (GP,VP), (GP,VQ),  
(GP,VR), (GP,VS), (GP,VT), (GP,VU), (GP,VV), (GP,VW),  
(GP,VX), (GP,VY), (GP,VZ), (GP,WA), (GP,WB), (GP,WC),  
(GQ,VA), (GQ,VB), (GQ,VC), (GQ,VD), (GQ,VE), (GQ,  
VF), (GQ,VG), (GQ,VH), (GQ,VI), (GQ,VJ), (GQ,VK),  
(GQ,VL), (GQ,VM), (GQ,VN), (GQ,VO), (GQ,VP), (GQ,  
VQ), (GQ,VR), (GQ,VS), (GQ,VT), (GQ,VU), (GQ,VV),  
(GQ,VW), (GQ,VX), (GQ,VY), (GQ,VZ), (GQ,WA), (GQ,  
WB), (GQ,WC), (GR,VA), (GR,VB), (GR,VC), (GR,VD),  
(GR,VE), (GR,VF), (GR,VG), (GR,VH), (GR,VI), (GR,VJ),



WC), (HR,VA), (HR,VB), (HR,VC), (HR,VD), (HR,VE), (HR,VF), (HR,VG), (HR,VH), (HR,VS), (HR,VJ), (HR, VK), (HR,VL), (HR,VM), (HR,VN), (HR,VO), (HR,VP), (HR,VQ), (HR,VR), (HR,VS), (HR,VT), (HR,VU), (HR, VV), (HR,VW), (HR,VX), (HR,VY), (HR,VZ), (HR,WA), (HR, WB), (HR,WC), (HS,VA), (HS,VB), (HS,VC), (HS, VD), (HS,VE), (HS,VF), (HS,VG), (HS,VH), (HS,VS), (HS,VJ), (HS,VK), (HS,VL), (HS,VM), (HS,VN), (HS, VO), (HS,VP), (HS,VQ), (HS,VR), (HS,VS), (HS,VT), (HS,VU), (HS,VV), (HS,VW), (HS,VX), (HS,VY), (HS, VZ), (HS,WA), (HS,VB), (HP,WC), (HT,VA), (HT,VB), (HT,VC), (HT,VD), (HT,VE), (HT,VF), (HT,VG), (HT,VH), (HT,VI), (HT,VJ), (HT,VK), (HT,VL), (HT,VM), (HT,VN), (HT,VO), (HT,VP), (HT,VQ), (HT,VR), (HP,VS), (HT,VT), (HT,VU), (HT,VV), (HT,VW), (HT,VX), (HT,VY), (HT, VZ), (HT,WA), (HT,VB), (HT,WC), (HU,VA), (HU,VB), (HU,VC), (HU,VD), (HU,VE), (HU,VF), (HU,VG), (HU, VH), (HU,VS), (HU,VJ), (HU,VK), (HU,VL), (HU,VM), (HU,VN), (HU,VO), (HU,VP), (HU,VQ), (HU,VR), (HU, VS), (HU,VT), (HU,VU), (HU,VV), (HU,VW), (HU,VX), (HU,VY), (HU,VZ), (HU,WA), (HU,VB), (HU,WC), (HV, VA), (HV,VB), (HP,VC), (HP,VD), (HV,VE), (HP,VF), (HP, VG), (HV,VH), (HV,VI), (HV,VJ), (HV,VK), (HV,VL), (HV, VM), (HV,VN), (HV,VO), (HV,VP), (HV,VQ), (HR,VR), (HV,VS), (HV,VT), (HV,VU), (HV,VV), (HX,VW), (HV, VX), (HV,VY), (HV,VZ), (HX,WA), (HV,VB), (HV,WC), (HW,VA), (HW,VB), (HW,VC), (HW,VD), (HW,VE), (HW, VF), (HW,VG), (HW,VH), (HW,VI), (HW,VJ), (HW,VK), (HW,VL), (HW,VM), (HW,VN), (HW,VO), (HW,VP), (HW, VQ), (HW,VR), (HW,VS), (HW,VT), (HW,VU), (HW,VV), (HW,VW), (HW,VX), (HW,VY), (HW,VZ), (HW,WA), (HW, WB), (HW,WC), (HX,VA), (HX,VB), (HX,VC), (HX, VD), (HX,VE), (HX,VF), (HX,VG), (HX,VH), (HX,VS), (HX,VJ), (HX,VK), (HX,VL), (HX,VM), (HX,VN), (HX, VO), (HX,VP), (HX,VQ), (HX,VR), (HX,VS), (HX,VT), (HX,VU), (HX,VV), (HX,VW), (HX,VX), (HX,VY), (HX, VZ), (HX,WA), (HX,VB), (HX,WC), (HY,VA), (HY,VB), (HY,VC), (HY,VD), (HY,VE), (HY,VF), (HY,VG), (HY, VH), (HY,VI), (HY,VJ), (HY,VK), (HY,VL), (HY,VM), (HY,VN), (HY,VO), (HY,VP), (HY,VQ), (HY,VR), (HY, VS), (HY,VT), (HY,VU), (HY,VV), (HY,VW), (HY,VX), (HY,VY), (HY,VZ), (HY,WA), (HY,VB), (HY,WC), (HZ, VA), (HZ,VB), (HZ,VC), (HZ,VD), (HZ,VE), (HZ,VF), (HZ, VG), (HZ,VH), (HZ,VS), (HZ,VJ), (HZ,VK), (HZ, VL), (HZ,VM), (HZ,VN), (HZ,VO), (HZ,VP), (HZ,VQ), (HZ, VR), (HZ,VS), (HZ,VT), (HZ,VU), (HZ,VV), (HZ, VW), (HZ,VX), (HZ,VY), (HZ,VZ), (HZ,WA), (HZ,VB), (HZ,WC), (IA,VA), (IA,VB), (IA,VC), (IA,VD), (IA,VE), (IA,VF), (IA,VG), (IA,VH), (IA,VI), (IA,VJ), (IA,VK), (IA,VL), (IA,VM), (IA,VN), (IA,VO), (IA,VP), (IA,VQ), (IA,VR), (IA,VS), (IA,VT), (IA,VU), (IA,VV), (IA,VW), (IA,VX), (IA,VY), (IA,VZ), (IA,WA), (IA,VB), (IA,WC), (IB,VA), (IB,VB), (IB,VC), (IB,VD), (IB,VE), (IB,VF), (IB,VG), (IB,VH), (IB,VI), (IB,VJ), (IB,VK), (IB,VL), (IB,VM), (IB, VN), (IB,VO), (IB,VP), (IB,VQ), (IB,VR), (IB,VS), (IB, VT), (IB,VU), (IB,VV), (IB,VW), (IB,VX), (IB,VY), (IB, VZ), (IB,WA), (IB,VB), (IB,WC), (IC,VA), (IC,VA), (IC, VB), (IC,VB), (IC,VC), (IC,VD), (IC,VE), (IC,VF), (IC, VG), (IC,VH), (IC,VI), (IC,VJ), (IC,VK), (IC,VL), (IC, VM), (IC,VN), (IC,VO), (IC,VP), (IC,VQ), (IC,VR), (IC, VS), (IC,VT), (IC,VU), (IC,VV), (IC,VW), (IC,VX), (IC, VY), (IC,VZ), (IC,WA), (IC,VB), (IC,WC), (ID,VC), (ID, VD), (ID,VE), (ID,VF), (ID,VG), (ID,VH), (ID,VI), (ID, VJ), (ID,VK), (ID,VL), (ID,VM), (ID,VN), (ID,VO), (ID, VP), (ID,VQ), (ID,VR), (ID,VS), (ID,VT), (ID,VU), (ID, VV), (ID,VW), (ID,VX), (ID,VY), (ID,VZ), (ID,WA), (ID,

WB), (ID,WC), (SE,VA), (IE,VB), (IE,VC), (SE,VD), (SE, VE), (SE,VF), (IE,VG), (IE,VH), (SE,VI), (IE,VJ), (SE, VK), (IE,VL), (IE,VM), (IE,VN), (SE,VO), (IE,VP), (SE, VQ), (IE,VR), (SE,VS), (IE,VT), (SE,VU), (IE,VV), (SE, 5 VW), (IE,VX), (IE,VY), (IE,VZ), (IE,WA), (IE,VB), (IE, WC), (IF,VA), (IF,VB), (IF,VC), (IF,VD), (IF,VE), (IF,VF), (IF,VG), (IF,VH), (IF,VI), (IF,VJ), (IF,VK), (IF,VL), (IF, VM), (IF,VN), (IF,VO), (IF,VP), (IF,VQ), (IF,VR), (IF,VS), (IF,VT), (IF,VU), (IF,VV), (IF,VW), (IF,VX), (IF,VY), (IF, VZ), (IF,WA), (IF,VB), (IF,WC), (IG,VA), (IG,VB), (IG, VC), (IG,VD), (IC,VE), (IG,VF), (IG,VG), (IG,VH), (IG, VJ), (IG,VK), (IG,VL), (IC,VM), (IG,VN), (IG,VO), (IG, VP), (IG,VQ), (IG,VR), (IG,VS), (IG,VT), (IG,VU), (IG, VV), (IG,VW), (IG,VX), (IG,VY), (IG,VZ), (IG,WA), (IG, 10 WB), (IG,WC), (IH,VA), (IH,VB), (IH,VC), (IH,VD), (IH, VE), (IH,VF), (IH,VG), (IH,VH), (IH,VI), (IH,VJ), (IH, VK), (IH,VL), (IH,VM), (IH,VN), (IH,VO), (IH,VP), (IH, VQ), (IH,VR), (IH,VS), (IH,VT), (IH,VU), (IH,VV), (IH, VW), (IH,VX), (IH,VY), (IH,VZ), (IH,WA), (IH,VB), (IH, WC), (II,VB), (II,VC), (II,VD), (II,VE), (II,VF), (II,VH), (II,VI), (II,VJ), (II,VM), (II,VO), (II,VP), (II,VQ), (II,VR), (II,VS), (II,VU), (II,VY), (II,VZ), (II,VB), (II,WC), (IJ, VA), (IJ,VB), (IJ,VC), (IJ,VD), (IJ,VE), (IJ,VF), (IJ,VG), (IJ,VH), (IJ,VI), (IJ,VJ), (IJ,VK), (IJ,VL), (IJ,VM), (IJ,VN), (IJ,VO), (IJ,VP), (IJ,VQ), (IJ,VR), (IJ,VS), (IJ,VT), (IJ, 15 VU), (IJ,VV), (IJ,VW), (IJ,VX), (IJ,VY), (IJ,VZ), (IJ,WA), (IJ,VB), (IJ,WC), (IK,VA), (IK,VB), (IK,VC), (IK,VD), (IK,VE), (IK,VF), (IK,VG), (IK,VH), (IK,VJ), (IK,VK), (IK,VL), (IK,VM), (IK,VN), (IK,VO), (IK,VP), (IK,VQ), (IK,VR), (IK,VS), (IK,VT), (IK,VU), (IK,VV), (IK,VW), (IK,VX), (IK,VY), (IK,VZ), (IK,WA), (IK,VB), (IK,WC), (IL,VA), (IL,VB), (IL,VC), (IL,VD), (IL,VE), (IL,VF), (IL, VG), (IL,VH), (IL,VI), (IL,VJ), (IL,VK), (IL,VL), (IL,VM), (IL,VN), (IL,VO), (IL,VP), (IL,VQ), (L,VR), (IL,VS), (IL, 20 VT), (IL,VU), (IL,VV), (IL,VW), (IL,VX), (IL,VY), (IL, VZ), (IL,WA), (IL,VB), (IL,WC), (IM,VA), (IM,VB), (IM, VC), (IM,VD), (IM,VE), (IM,VF), (IM,VG), (IM,VH), (IM, VI), (IM,VJ), (IM,VK), (IM,VL), (IM,VM), (IM,VN), (IM, VO), (IM,VP), (IM,VQ), (IM,VR), (IM,VS), (IM,VT), (IM, VU), (IM,VV), (IM,VW), (IM,VX), (IM,VY), (IM,VZ), (IM, WA), (IM,VB), (IM,WC), (IN,VA), (IN,VB), (IN,VC), (IN,VD), (IN,VE), (IN,VF), (IN,VG), (IN,VH), (IN,VI), (IN,VJ), (IN,VK), (IN,VL), (IN,VM), (IN,VN), (IN,VO), (IN,VP), (IN,VQ), (IN,VR), (IN,VS), (IN,VT), (IN,VU), (IN,VV), (IN,VW), (IN,VX), (IN,VY), (IN,VZ), (IN,WA), (IN,VB), (IN,WC), (IO,VA), (IO,VB), (IO,VC), (IO,VD), (IO,VE), (IO,VF), (IO,VG), (IO,VH), (IO,VI), (IO,VJ), (IO, VK), (IO,VL), (IO,VM), (IO,VN), (IO,VO), (IO,VP), (IO, VQ), (IO,VR), (IO,VS), (IO,VT), (IO,VU), (IO,VV), (IO, 25 VW), (IO,VX), (IO,VY), (IO,VZ), (IO,WA), (IO,VB), (IO, WC), (IP,VA), (IP,VB), (IP,VC), (IP,VD), (IP,VE), (IP,VF), (IP,VG), (IP,VH), (IP,VI), (IP,VJ), (IP,VK), (IP,VL), (IP, VM), (IP,VN), (IP,VO), (IP,VP), (IP,VQ), (IP,VR), (IP,VS), (IP,VT), (IP,VU), (IP,VV), (IP,VW), (IP,VX), (IP,VY), (IP, VZ), (IP,WA), (IP,VB), (IP,WC), (IQ,VA), (IQ,VB), (IQ, VC), (IQ,VD), (IQ,VE), (IQ,VF), (IQ,VG), (IQ,VH), (Q,VI), (Q,VJ), (IQ,VK), (IQ,VL), (IQ,VM), (IQ,VN), (IQ, VO), (IQ,VP), (IQ,VQ), (IQ,VR), (IQ,VS), (IQ,VT), (IQ, VU), (IQ,VV), (IQ,VW), (IQ,VX), (IQ,VY), (IQ,VZ), (IQ, 30 WA), (IQ,VB), (IQ,WC), (IR,VA), (IR,VB), (IR,VC), (IR, VD), (IR,VE), (IR,VF), (IR,VG), (IR,VH), (IR,VI), (IR,VJ), (IR,VK), (IR,VL), (IR,VM), (IR,VN), (IR,VO), (IR,VP), (IR,VQ), (IR,VR), (IR,VS), (IR,VT), (IR,VU), (IR,VV), (IR,VW), (IR,VX), (IR,VY), (IR,VZ), (IR,WA), (IR,VB), (IR,WC), (IS,VA), (IS,VB), (IS,VC), (IR,VD), (IS,VE), (IS,VF), (IS,VG), (IS,VH), (IS,VI), (IS,VJ), (IS,VK), (IS, VL), (IS,VM), (IS,VN), (IS,VO), (IS,VP), (IS,VQ), (IS,

VR), (IS,VS), (IS,VT), (IS,VU), (IS,VV), (IS,VW), (IS, VX), (IS,VY), (IS,VZ), (IS,WA), (IS,WB), (IS,WC), (IT, VA), (IT,VB), (IT,VC), (IT,VD), (IT,VE), (IT,VF), (IT,VG), (IT,VH), (IT,VI), (IT,VJ), (IT,VK), (IT,VL), (IT,VM), (IT, VN), (IT,VO), (IT,VP), (IT,VQ), (IT,VR), (IT,VS), (IT,VT), 5 (IT,VU), (IT,VV), (IT,VW), (IT,VX), (IT,VY), (IT,VZ), (IT, WA), (IT,WB), (IT,WC), (IU,VA), (IU,VB), (IU,VC), (IU, VD), (IU,VE), (IU,VF), (IU,VG), (IU,VH), (IU,VI), (IU, VJ), (IU,VK), (IU,VL), (IU,VM), (IU,VN), (IU,VO), (IU, VP), (IU,VQ), (IU,VR), (IU,VS), (IU,VT), (IU,VU), (IU, VV), (IU,VW), (IU,VX), (IU,VY), (IU,VZ), (IU,WA), (IU, WB), (IU,WC), (IV,VA), (IV,VB), (IV,VC), (IV,VD), (IV, VE), (IV,VF), (IV,VG), (IV,VH), (IV,VI), (IV,VJ), (IV, VK), (IV,VL), (IV,VM), (IV,VN), (IV,VO), (IV,VP), (IV, VQ), (IV,VR), (IV,VS), (IV,VT), (IV,VU), (IV,VV), (IV, VW), (IV,VX), (IV,VY), (IV,VZ), (IV,WA), (IV,WB), (IV, WC), (IW,VA), (IW,VB), (IW,VC), (IW,VD), (IW,VE), (IW, VF), (IW,VG), (IW,VH), (IW,VI), (IW,VJ), (IW,VK), (IW, VL), (IW,VM), (IW,VN), (IW,VO), (IW,VP), (IW,VQ), (IW, VR), (IW,VS), (IW,VT), (IW,VU), (IW,VV), (IW,VW), (IW, 20 VX), (IW,VY), (IW,VZ), (IW,WA), (IW,WB), (IW,WC), (IX,VA), (IX,VB), (IX,VC), (IX,VD), (IX,VE), (IX,VF), (IX,VG), (IX,VH), (IX,VI), (IX,VJ), (IX,VK), (IX,VL), (IX,VM), (IX,VN), (IX,VO), (IX,VP), (IX,VQ), (IX,VR), (IX,VS), (IX,VT), (IX,VU), (IX,VV), (IX,VW), (IX,VX), 25 (IX,VY), (IX,VZ), (IX,WA), (IX,WB), (IX,WC), (IY,VA), (IY,VB), (IY,VC), (IY,VD), (IY,VE), (IY,VF), (IY,VG), (IY, VH), (IY,VI), (IY,VJ), (IY,VK), (IY,VL), (IY,VM), (IY,VN), (IY,VO), (IY,VP), (IY,VQ), (IY,VR), (IY,VS), (IZ,VT), (IY, VU), (IY,VV), (IY,VW), (IY,VX), (IY,VY), (IY,VZ), (IY, WA), (IY,WB), (IZ,WC), (IZ,VA), (IZ,VB), (IZ,VC), (IZ, VD), (IZ,VE), (IZ,VF), (IZ,VG), (IZ,VH), (IZ,VK), (IZ, VM), (IZ,VN), (IZ,VO), (IZ,VP), (IZ,VQ), (IZ,VR), (IZ, VS), (IZ,VT), (IZ,VU), (IZ,VV), (IZ,VW), (IZ,VX), (IZ, VY), (IZ,VZ), (IZ,WA), (IZ,WB), (IZ,WC), (JA,VA), (JA,VB), (JA,VC), (JA,VD), (JA,VE), (JA,VF), (JA,VG), (JA,VH), (JA,VI), (JA,VJ), (JA,VK), (JA,VL), (JA,VM), (JA,VN), (JA,VO), (JA,VP), (JA,VQ), (JA,VR), (JA,VS), (JA,VT), (JA,VU), (JA,VV), (JA,VW), (JA,VX), (JA,VY), (JA,VZ), (JA,WA), (JA,WB), (JA,WC), (JB,VA), 40 (JB,VB), (JB,VC), (JB,VD), (JB,VE), (JB,VF), (JB,VG), (JB,VH), (JB,VI), (JB,VJ), (JB,VK), (JB,VL), (JB,VM), (JB,VN), (JB,VO), (JB,VP), (JB,VQ), (JB,VR), (JB,VS), (JB,VT), (JB,VU), (JB,VV), (JB,VW), (JB,VX), (JB,VY), (JB,VZ), (JB,WA), (JB,WB), (JB,WC), (JC,VA), (JC,VA), 45 (JC,VB), (JC,VB), (JC,VC), (JC,VD), (JC,VE), (JC,VF), (JC,VG), (JC,VH), (JC,VI), (JC,VJ), (JC,VK), (JC,VL), (JC,VM), (JC,VN), (JC,VO), (JC,VP), (JC,VQ), (JC,VR), (JC,VS), (JC,VT), (JC,VU), (JC,VV), (JC,VW), (JC,VX), (JC,VY), (JC,VZ), (JC,WA), (JC,WB), (JC,WC), (JD,VC), 50 (JD,VD), (JD,VE), (JD,VF), (JD,VG), (JD,VH), (JD,VI), (JD,VJ), (JD,VK), (JD,VL), (JD,VM), (JD,VN), (JD,VO), (JD,VP), (JD,VQ), (JD,VR), (JD,VS), (JD,VT), (JD,VU), (JD,VV), (JD,VW), (JD,VX), (JD,VY), (JD,VZ), (JD,WA), (JD,WB), (JD,WC), (JE,VA), (JE,VB), (JE,VC), (JE,VD), 55 (JE,VE), (JE,VF), (JE,VG), (JE,VH), (JE,VI), (JE,VJ), (JE, VK), (JE,VL), (JE,VM), (JE,VN), (JE,VO), (JE,VP), (JE, VQ), (JE,VR), (JE,VS), (JE,VT), (JE,VU), (JE,VV), (JE, VW), (JE,VX), (JE,VY), (JE,VZ), (JE,WA), (JE,WB), (JE, WC), (JF,VA), (JF,VB), (JF,VC), (JF,VD), (JF,VE), (JF,VF), 60 (JF,VG), (JF,VH), (JF,VI), (JF,VJ), (JF,VK), (JF,VL), (JF, VM), (JF,VN), (JF,VO), (JF,VP), (JF,VQ), (JF,VR), (JF,VS), (JF,VT), (JF,VU), (JF,VV), (JF,VW), (JF,VX), (JF,VY), (JF, VZ), (JF,WA), (JF,WB), (JF,WC), (JG,VA), (JG,VB), (JG, VC), (JG,VD), (JG,VE), (JG,VF), (JG,VG), (JG,VH), (JG, VI), (JG,VJ), (JG,VK), (JG,VL), (JG,VM), (JG,VN), (JG, 65 VO), (JG,VP), (JG,VQ), (JG,VR), (JG,VS), (JG,VT), (JG,

VU), (JG,VV), (JG,VW), (JG,VX), (JG,VY), (JG,VZ), (JG, WA), (JG,WB), (JG,WC), (JH,VA), (JH,VB), (JH,VC), (JH, VD), (JH,VE), (JH,VF), (JH,VG), (JH,VH), (JH,VI), (JH, VJ), (JH,VK), (JH,VL), (JH,VM), (JH,VN), (JH,VO), (JH, VP), (JH,VQ), (JH,VR), (JH,VS), (JH,VT), (JH,VU), (JH, VV), (JH,VW), (JH,VX), (JH,VY), (JH,VZ), (JH,WA), (JH, WB), (JH,WC), (JI,VA), (JI,VB), (JI,VC), (JI,VD), (JI,VE), (JI,VF), (JI,VG), (JI,VH), (JI,VI), (JI,VJ), (JI,VK), (JI,VL), (JI,VM), (JI,VN), (JI,VO), (JI,VP), (JI,VQ), (JI,VR), (JI, 5 VS), (JI,VT), (JI,VU), (JI,VV), (JI,VW), (JI,VX), (JI,VY), (JI,VZ), (JI,WA), (JI,WB), (JI,WC), (JJ,VA), (JJ,VB), (JJ, VC), (JJ,VD), (JJ,VE), (JJ,VF), (JJ,VG), (JJ,VH), (JJ,VI), (JJ,VJ), (JJ,VK), (JJ,VL), (JJ,VM), (JJ,VN), (JJ,VO), (JJ,VP), (JJ,VQ), (JJ,VR), (JJ,VS), (JJ,VT), (JJ,VU), (JJ,VV), 10 (JJ,VW), (JJ,VX), (JJ,VY), (JJ,VZ), (JJ,WA), (JJ,WB), (JJ, WC), (JK,VA), (JK,VB), (JK,VC), (JK,VD), (JK,VE), (JK, VF), (JK,VG), (JK,VH), (JK,VI), (JK,VJ), (JK,VK), (JK, VL), (JK,VM), (JK,VN), (JK,VO), (JK,VP), (JK,VQ), (JK, VR), (JK,VS), (JK,VT), (JK,VU), (JK,VV), (JK,VW), (JK, 20 VX), (JK,VY), (JK,VZ), (JK,WA), (JK,WB), (JK,WC), (JL, VA), (JL,VB), (JL,VC), (JL,VD), (JL,VE), (JL,VF), (JL, VG), (JL,VH), (JL,VI), (JL,VJ), (JL,VK), (JL,VL), (JL, VM), (JL,VN), (JL,VO), (JL,VP), (JL,VQ), (JL,VR), (JL, VS), (JL,VT), (JL,VU), (JL,VV), (JL,VW), (JL,VX), (JL, 25 VY), (JL,VZ), (JL,WA), (JL,WB), (JL,WC), (JM,VA), (JM, VB), (JM,VC), (JM,VD), (JM,VE), (JM,VF), (JM,VG), (JM, VH), (JM,VS), (JM,VJ), (JM,VK), (JM,VL), (JM,VM), (JM, VN), (JM,VO), (JM,VP), (JM,VQ), (JM,VR), (JM,VS), (JM, VT), (JM,VU), (JM,VV), (JM,VW), (JM,VX), (JM, 30 VY), (JM,VZ), (JM,WA), (JM,WB), (JM,WC), (JN,VA), (JN, VB), (JN,VC), (JN,VD), (JN,VE), (JN,VF), (JN,VG), (JN, VH), (JN,VI), (JN,VJ), (JN,VK), (JN,VL), (JN,VM), (JN, VN), (JN,VO), (JN,VP), (JN,VQ), (JN,VR), (JN,VS), (JN, VT), (JN,VU), (JN,VV), (JN,VW), (JN,VX), (JN,VY), 35 (JN,VZ), (JN,WA), (JN,WB), (JN,WC), (JO,VA), (JO,VB), (JO,VC), (JO,VD), (JO,VE), (JO,VF), (JO,VG), (JO,VH), (JO,VS), (JO,VJ), (JO,VK), (JO,VL), (JO,VM), (JO,VN), (JO,VO), (JO,VP), (JO,VQ), (JO,VR), (JO,VS), (JO,VT), (JO, VU), (JO,VV), (JO,VW), (JO,VX), (JO,VY), (JO,VZ), 40 (JO,WA), (JO,WB), (JO,WC), (JP,VA), (JP,VB), (JP,VC), (JP,VD), (JP,VE), (JP,VF), (JP,VG), (JP,VH), (JP,VI), (JP, VJ), (JP,VK), (JP,VL), (JP,VM), (JP,VN), (JP,VO), (JP,VP), (JP,VQ), (JP,VR), (JP,VS), (JP,VT), (JP,VU), (JP,VV), (JP, VW), (JP,VX), (JP,VY), (JP,VZ), (JP,WA), (JP,WB), (JP, 45 WC), (JQ,VA), (JQ,VB), (JQ,VC), (JQ,VD), (JQ,VE), (JQ, VF), (JQ,VG), (JQ,VH), (JQ,VI), (JQ,VJ), (JQ,VK), (JQ, VL), (JQ,VM), (JQ,VN), (JQ,VO), (JQ,VP), (JQ,VQ), (JQ, VR), (JQ,VS), (JQ,VT), (JQ,VU), (JQ,VV), (JQ,VW), (JQ, VX), (JQ,VY), (JQ,VZ), (JQ,WA), (JQ,WB), (JQ,WC), (JR, 50 VA), (JR,VB), (JR,VC), (JR,VD), (JR,VE), (JR,VF), (JR, VG), (JR,VH), (JR,VI), (JR,VJ), (JR,VK), (JR,VL), (JR, VM), (JR,VN), (JR,VO), (JR,VP), (JR,VQ), (JR,VR), (JR, VS), (JR,VT), (JR,VU), (JR,VV), (JR,VW), (JR,VX), (JR, VY), (JR,VZ), (JR,WA), (JR,WB), (JR,WC), (JS,VA), (JS, 55 VB), (JS,VC), (JS,VD), (JS,VE), (JS,VF), (JS,VG), (JS, VH), (JS,VI), (JS,VJ), (JS,VK), (JS,VL), (JS,VM), (JS,VN), (JS,VO), (JS,VP), (JS,VQ), (JS,VR), (JS,VS), (JS,VT), (JS, VU), (JS,VV), (JS,VW), (JS,VX), (JS,VY), (JS,VZ), (JS, WA), (JS,WB), (JS,WC), (JT,VA), (AVB), (QVC), (JT,VD), 60 (JT,VE), (JT,VF), (JT,VG), (JT,VH), (JT,VI), (JT,VJ), (JT, VK), (JT,VL), (JT,VM), (JT,VN), (JT,VO), (JT,VP), (JT, VQ), (JT,VR), (JT,VS), (JT,VT), (JT,VU), (JT,VV), (GVW), (JT,VX), (JT,VY), (JT,VZ), (JT,WA), (JT,WB), (JT,WC), (JU,VA), (JU,VB), (JU,VC), (JU,VD), (JU,VE), (JU,VF), 65 (JU,VG), (JU,VH), (JU,VI), (JU,VJ), (JU,VK), (JU,VL), (JU, VM), (JU,VN), (JU,VO), (JU,VP), (JU,VQ), (JU,VR), (JU, VS), (JU,VT), (JU,VU), (JU,VV), (JU,VW), (JU,VX),

(JU,VY), (JU,VZ), (JU,WA), (JU,WB), (JU,WC), (JV,VA), (JV,VB), (JV,VC), (JV,VD), (JV,VE), (JV,VF), (JV,VG), (JV,VH), (JV,VI), (JV,VJ), (JV,VK), (JV,VL), (JV,VM), (JV, VN), (JV,VO), (JV,VP), (JV,VQ), (JV,VR), (JV,VS), (JV, VT), (JV,VU), (JV,VV), (JV,VW), (JV,VX), (JV,VY), (JV, VZ), (JW,WA), (JW,WB), (JW,WC), (JW,VA), (JW,VB), (JW,VC), (JW,VD), (JW,VE), (JW,VF), (JW,VG), (JW,VH), (JW,VI), (JW,VJ), (JW,VK), (JW,VL), (JW,VM), (JW,VN), (JW,VO), (JW,VP), (JW,VQ), (JW,VR), (JW,VS), (JW,VT), (JW,VU), (JW,VV), (JW,VW), (JW,VX), (JW,VY), (JW, VZ), (JW,WA), (JW,WB), (JW,WC), (JX,VA), (JX,VB), (JX,VC), (JX,VD), (JX,VE), (JX,VF), (JX,VG), (JX,VH), (JX,VI), (JX,VK), (JX,VL), (JX,VM), (JX,VN), (JX,VO), (JX,VP), (JX,VQ), (JX,VR), (JX,VS), (JX,VT), (JX,VU), (JX,VV), (JX,VW), (JX,VX), (JX,VY), (JX,VZ), (JX,WA), (JX,WB), (JX,WC), (JY,VA), (JY,VB), (JY,VC), (JY,VD), (JY,VE), (JY,VF), (JY,VG), (JY,VH), (JY,VI), (JY,VJ), (JY, VK), (JY,VL), (JY,VM), (JY,VN), (JY,VO), (JY,VP), (JY, VQ), (JY,VR), (JY,VS), (JY,VT), (JY,VU), (JY,VV), (JY, VW), (JY,VX), (JY,VY), (JY,VZ), (JY,WA), (JY,WB), (JY, WC), (JZ,VA), (JZ,VB), (JZ,VC), (JZ,VD), (JZ,VE), (JZ, VF), (JZ,VG), (JZ,VH), (JZ,VI), (JZ,VJ), (JZ,VK), (JZ,VL), (JZ,VM), (JZ,VN), (JZ,VO), (JZ,VP), (JZ,VQ), (JZ,VR), (JZ,VS), (JZ,VT), (JZ,VU), (JZ,VV), (JZ,VW), (JZ,VX), (JZ,VY), (JZ,VZ), (JZ,WA), (JZ,WB), (JZ,WC), (KA,VA), (KA,VB), (KA,VC), (KA,VD), (KA,VE), (KA, VF), (KA,VG), (KA,VH), (KA,VI), (KA,VJ), (KA,VK), (KA,VL), (KA,VM), (KA,VN), (KA,VO), (KA,VP), (KA, VQ), (KA,VR), (KA,VS), (KA,VT), (KA,VU), (KA,VV), (KA, VW), (KA,VX), (KA,VY), (KA,VZ), (KA,WA), (KA, WB), (KA,WC), (KB,VA), (KB,VB), (KB,VC), (KB,VD), (KB,VE), (KB,VF), (KB,VG), (KB,VH), (KB,VI), (KB,VJ), (KB,VK), (KB,VL), (KB,VM), (KB,VN), (KB,VO), (KB, VP), (KB,VQ), (KB,VR), (KB,VS), (KB,VT), (KB,VU), (KB, VV), (KB,VW), (KB,VX), (KB,VY), (KB,VZ), (KB, WA), (KB,WB), (KB,WC), (KC,VA), (KC,VA), (KC,VB), (KC,VB), (KC,VC), (KC,VD), (KC,VE), (KC,VF), (KC, VG), (KC,VH), (KC,VI), (KC,VJ), (KC,VK), (KC,VL), (KC,VM), (KC,VN), (KC,VO), (KC,VP), (KC,VQ), (KC, VR), (KC,VS), (KC,VT), (KC,VU), (KC,VV), (KC,VW), (KC, VX), (KC,VY), (KC,VZ), (KC,WA), (KC,WB), (KC, WC), (KD,VC), (KD,VD), (KD,VE), (KD,VF), (KD,VG), (KD,VH), (KD,VI), (KD,VJ), (KD,VK), (KD,VL), (KD, VM), (KD,VN), (KD,VO), (KD,VP), (KD,VQ), (KD,VR), (KD,VS), (KD,VT), (KD,VU), (KD,VV), (KD,VW), (KD, VX), (KD,VY), (KD,VZ), (KA,WA), (KD,WB), (KD,WC), (KE,VA), (KE,VB), (KE,VC), (KE,VD), (KE,VE), (KE, VF), (KE,VG), (KE,VH), (KE,VI), (KE,VJ), (KE,VK), (KE, VL), (KE,VM), (KE,VN), (KE,VO), (KE,VP), (KE,VQ), (KE, VR), (KE,VS), (KE,VT), (KE,VU), (KE,VV), (KE, VW), (KE,VX), (KE,VY), (KE,VZ), (KE,WA), (KE,WB), (KE,WC), (KF,VA), (KF,VB), (KF,VC), (KF,VD), (KF,VE), (KF,VF), (KF,VG), (KF,VH), (KF,VI), (KA,VJ), (KF,VK), (KF,VL), (KF,VM), (KF,VN), (KF,VO), (KF,VP), (KF,VQ), (KF,VR), (KF,VS), (KF,VT), (KF,VU), (KF,VV), (KF,VW), (KF,VX), (KF,VY), (KF,VZ), (KF,WA), (KF,WB), (KF, WC), (KG,VA), (KG,VB), (KG,VC), (KG,VD), (KG,VE), (KG,VF), (KG,VG), (KG,VH), (KG,VI), (KG,VJ), (KG, VK), (KG,VL), (KG,VM), (KG,VN), (KG,VO), (KG,VP), (KG,VQ), (KG,VR), (KG,VS), (KG,VT), (KG,VU), (KG, VV), (KG,VW), (KG,VX), (KG,VY), (KG,VZ), (KG,WA), (KG,WB), (KG,WC), (KH,VA), (KH,VB), (KH,VC), (KH, VD), (KH,VE), (KH,VF), (KH,VG), (KH,VH), (KH,VI), (KH, VJ), (KH,VK), (KH,VL), (KH,VM), (KH,VN), (KH, VO), (KH,VP), (KH,VQ), (KH,VR), (KH,VS), (KH,VT), (KH, VU), (KH,VV), (KH,VW), (KH,VX), (KH,VY), (KH, VZ), (KH,WA), (KH,WB), (KH,WC), (KI,VA), (KI,VB),

(KI,VC), (KI,VD), (KI,VE), (KI,VF), (KI,VG), (KI,VH), (KI,VI), (KI,VJ), (KI,VK), (KI,VL), (KI,VM), (KI,VN), (KI,VO), (KI,VP), (KI,VQ), (KI,VR), (KI,VS), (KI,VT), (KI,VU), (KI,VV), (KI,VW), (KI,VX), (KI,VY), (KI,VZ), (KI,WA), (KI,WB), (KI,WC), (KJ,VA), (KJ,VB), (KJ,VC), (KJ,VD), (KJ,VE), (KJ,VF), (KJ,VG), (KJ,VH), (KJ,VI), (KJ,VJ), (KJ,VK), (KJ,VL), (KJ,VM), (KJ,VN), (KJ,VO), (KJ,VP), (KJ,VQ), (KJ,VR), (KJ,VS), (KJ,VT), (KJ,VU), (KJ,VV), (KJ,VW), (KJ,VX), (KJ,VY), (KJ,VZ), (KJ,WA), (KJ,WB), (KJ,WC), (KK,VA), (KK,VB), (KK,VC), (KK, VD), (KK,VE), (KK,VF), (KK,VG), (KK,VH), (KK,VI), (KK, VJ), (KK,VK), (KK,VL), (KK,VM), (KK,VN), (KK, VO), (KK,VP), (KK,VQ), (KK,VR), (KK,VS), (KK,VT), (KK, VU), (KK,VV), (KK,VW), (KK,VX), (KK,VY), (KK, VZ), (KK,WA), (KK,WB), (KK,WC), (KL,VA), (KL,VB), (KL,VC), (KL,VD), (KL,VE), (KL,VF), (KL,VG), (KL, VH), (KL,VI), (KL,VJ), (KL,VK), (KL,VL), (KL,VM), (KL, VN), (KL,VO), (KL,VP), (KL,VQ), (KL,VR), (KL, VS), (KL,VT), (KL,VU), (KL,VV), (KL,VW), (KL, VX), (KL,VY), (KL,VZ), (KL,WA), (KL,WB), (KL,WC), (KM, VA), (KM,VB), (KM,VC), (KM,VD), (KM,VE), (KM,VF), (KM, VG), (KM,VH), (KM,VI), (KM,VJ), (KM,VK), (KM, VL), (KM,VM), (KM,VN), (KM,VO), (KM,VP), (KM, VQ), (KM,VR), (KM,VS), (KM,VT), (KM,VU), (KM, VV), (KM,VW), (KM,VX), (KM,VY), (KM,VZ), (KM,WA), (KM,WB), (KM,WC), (KN,VA), (KN,VB), (KN,VC), (KN, VD), (KN,VE), (KN,VF), (KN,VG), (KN,VH), (KN,VI), (KN, VJ), (KN,VK), (KN,VL), (KN,VM), (KN,VN), (KN, VO), (KN,VP), (KN,VQ), (KN,VR), (KN,VS), (KN,VT), (KN, VU), (KN,VV), (KN,VW), (KN,VX), (KN,VY), (KN, VZ), (KN,WA), (KN,WB), (KN,WC), (KO,VA), (KO,VB), (KO,VC), (KO,VD), (KO,VE), (KO,VF), (KO,VG), (KO, VH), (KO,VI), (KO,VJ), (KO,VK), (KO,VL), (KO,VM), (KO, VN), (KO,VO), (KO,VP), (KO,VQ), (KO,VR), (KO, VS), (KO,VT), (KO,VU), (KO,VV), (KO,VW), (KO, VX), (KO,VY), (KO,VZ), (KO,WA), (KO,WB), (KO,WC), (KP, VA), (KP,VB), (KP,VC), (KP,VD), (KP,VE), (KP,VF), (KP, VG), (KP,VH), (KP,VI), (KP,VJ), (KP,VK), (KP,VL), (KP, VM), (KP,VN), (KP,VO), (KP,VP), (KP,VQ), (KP,VR), (KP, VS), (KP,VT), (KP,VU), (KP,VV), (KP,VW), (KP,VX), (KP, VY), (KP,VZ), (KP,WA), (KP,WB), (KP,WC), (KQ,VA), (KQ,VB), (KQ,VC), (KQ,VD), (KQ,VE), (KQ,VF), (KQ, VG), (KQ,VH), (KQ,VI), (KQ,VJ), (KQ,VK), (KQ,VL), (KQ, VM), (KQ,VN), (KQ,VO), (KQ,VP), (KQ,VQ), (KQ, VR), (KQ,VS), (KQ,VT), (KQ,VU), (KQ,VV), (KQ,VW), (KQ, VX), (KQ,VY), (KQ,VZ), (KQ,WA), (KQ,WB), (KQ, WC), (KR,VA), (KR,VB), (KR,VC), (KR,VD), (KR,VE), (KR, VF), (KR,VG), (KR,VH), (KR,VI), (KR,VJ), (KR, VK), (KR,VL), (KR,VM), (KR,VN), (KR,VO), (KR,VP), (KR, VQ), (KR,VR), (KR,VS), (KR,VT), (KR,VU), (KR, VV), (KR,VW), (KR,VX), (KR,VY), (KR,VZ), (KR,WA), (KR,WB), (KR,WC), (KS,VA), (KS,VB), (KS,VC), (KS, VD), (KS,VE), (KS,VF), (KS,VG), (KS,VH), (KS,VI), (KS, VJ), (KS,VK), (KS,VL), (KS,VM), (KS,VN), (KS,VO), (KS, VP), (KS,VQ), (KS,VR), (KS,VS), (KS,VT), (KS,VU), (KS, VV), (KS,VW), (KS,VX), (KS,VY), (KQ,VZ), (KS, WA), (KS,WB), (KS,WC), (KT,VA), (KT,VB), (KT,VC), (KT,VD), (KT,VE), (KT,VF), (KT,VG), (KT,VH), (KT,VI), (KT, VJ), (KT,VK), (KT,VL), (KT,VM), (KT,VN), (KT,VO), (KT,VP), (KT,VQ), (KT,VR), (KT,VS), (KT,VT), (KT,VU), (KT, VV), (KT,VW), (KT,VX), (KT,VY), (KT,VZ), (KT, WA), (KT,WB), (KT,WC), (KU,VA), (KU,VB), (KU,VC), (KU,VD), (KU,VE), (KU,VF), (KU,VG), (KU,VH), (KU, VI), (KU,VJ), (KU,VK), (KU,VL), (KU,VM), (KU,VN), (KU, VO), (KU,VP), (KU,VQ), (KU,VR), (KU,VS), (KU, VT), (KU,VU), (KU,VV), (KU,VW), (KU,VX), (KU, VY), (KU,VZ), (KU,WA), (KU,WB), (KU,WC), (KV,VA), (KV,

VB), (KV,VC), (KV,VD), (KV,VE), (KV,VF), (KV,VG),  
 (KV,VH), (KV,VI), (KV,VJ), (KV,VK), (KV,VL), (KV,VM),  
 (KV,VN), (KV,VO), (KV,VP), (KV,VQ), (KV,VR), (KV,  
 VS), (KV,VT), (KV,VU), (KV,VV), (KV,VW), (KV,VX),  
 (KV,VY), (KV,VZ), (KV,WA), (KV,VB), (KV,VC), (KW,  
 VA), (KW,VB), (KW,VC), (KW,VD), (KW,VE), (KW,VF),  
 (KW,VG), (KW,VH), (KW,VI), (KW,VJ), (KW,VK), (KW,  
 VL), (KW,VM), (KW,VN), (KW,VO), (KW,VP), (KW,VQ),  
 (KW,VR), (KW,VS), (KW,VT), (KW,VU), (KW,VV), (KW,  
 VW), (KW,VX), (KW,VY), (KW,VZ), (KW,WA), (KW,  
 WB), (KW,WC), (KX,VA), (KX,VB), (KX,VC), (KX,VD),  
 (KX,VE), (KX,VF), (KX,VG), (KX,VH), (KX,VI), (KX,  
 VJ), (KX,VK), (KX,VL), (KX,VM), (KX,VN), (KX,VO),  
 (KU,VP), (KU,VQ), (KX,VR), (KX,VS), (KX,VT), (KX,  
 VU), (KX,VV), (KX,VW), (KU,VX), (KX,VY), (KX,VZ),  
 (KU,WA), (KX,VB), (KX,VC), (KY,VA), (KY,VB), (KY,  
 VC), (KY,VD), (KY,VE), (KY,VF), (KY,VG), (KY,VH),  
 (KY,VI), (KY,VJ), (KY,VK), (KY,VL), (KY,VM), (KY,VN),  
 (KY,VO), (KY,VP), (KY,VQ), (KY,VR), (KY,VS), (KY,  
 VT), (KY,VU), (KY,VV), (KY,VW), (KY,VX), (KY,VY),  
 (KY,VZ), (KY,WA), (KY,VB), (KY,VC), (KZ,VA), (KZ,  
 VB), (KZ,VC), (KZ,VD), (KZ,VE), (KZ,VF), (KZ,VG),  
 (KZ,VH), (KZ,VI), (KZ,VJ), (KZ,VK), (KZ,VL), (KZ,VM),  
 (KZ,VN), (KZ,VO), (KZ,VP), (KZ,VQ), (KZ,VR), (KZ,  
 VS), (KZ,VT), (KZ,VU), (KZ,VV), (KZ,VW), (KZ,VX),  
 (KZ,VY), (KZ,VZ), (KZ,WA), (KZ,VB), (KZ,VC),  
 (LA,VA), (LH,VB), (LN,VC), (LN,VD), (LA,VE), (LA,  
 VF), (LN,VG), (LA,VH), (LA,VI), (LA,VJ), (LA,VK), (LN,  
 VL), (LN,VM), (LA,VN), (LA,VO), (LG,VP), (LG,VQ),  
 (LA,VR), (LA,VS), (LG,VT), (LA,VU), (LA,VV), (LA,  
 VW), (LA,VX), (LA,VY), (LA,VZ), (LA,WA), (LA,VB),  
 (LL,WC), (LB,VA), (LH,VB), (LB,VC), (LN,VD), (LB,  
 VE), (LB,VF), (LN,VG), (LB,VH), (LB,VI), (LB,VJ), (LB,  
 VK), (LN,VL), (LN,VM), (LB,VN), (LB,VO), (LG,VP),  
 (LB,VQ), (LB,VR), (LB,VS), (LG,VT), (LB,VU), (LB,  
 VV), (LB,VW), (LB,VX), (LB,VY), (LB,VZ), (LB,WA),  
 (LL,WB), (LL,WC), (LC,VA), (LC,VA), (LC,VB), (LC,  
 VB), (LB,VC), (LC,VD), (LC,VE), (LC,VF), (LC,VG),  
 (LC,VH), (LC,VI), (LC,VJ), (LC,VK), (LC,VL), (LC,VM),  
 (LC,VN), (LC,VO), (LC,VP), (LB,VQ), (LC,VR), (LC,VS),  
 (LC,VT), (LC,VU), (LC,VV), (LC,VW), (LC,VX), (LC,  
 VY), (LC,VZ), (LC,WA), (LC,VB), (LC,VC), (LD,VC),  
 (LD,VD), (LD,VE), (LD,VF), (LD,VG), (LD,VH), (LD,VI),  
 (LD,VJ), (LD,VK), (LD,VL), (LD,VM), (LD,VN), (LD,  
 VO), (LD,VP), (LD,VQ), (LD,VR), (LD,VS), (LD,VT),  
 (LD,VU), (LD,VV), (LD,VW), (LD,VX), (LD,VY), (LD,  
 VZ), (LD,WA), (LD,VB), (LD,VC), (LE,VA), (LH,VB),  
 (LN,VC), (LE,VD), (LE,VE), (LE,VF), (LE,VG), (LE,VH),  
 (LE,VI), (LE,VJ), (LE,VK), (LE,VL), (LE,VM), (LE,VN),  
 (LE,VO), (LE,VP), (LE,VQ), (LE,VR), (LE,VS), (LE,VT),  
 (LE,VU), (LE,VV), (LE,VW), (LE,VX), (LE,VY), (LE,  
 VZ), (LE,WA), (LL,WB), (LL,WC), (LF,VA), (LF,VB),  
 (LF,VC), (LF,VD), (LF,VE), (LF,VF), (LF,VG), (LF,VH),  
 (LF,VI), (LF,VJ), (LF,VK), (LF,VL), (LF,VM), (LF,VN),  
 (LF,VO), (LF,VP), (LF,VQ), (LF,VR), (LF,VS), (LF,VT),  
 (LF,VU), (LF,VV), (LF,VW), (LF,VX), (LF,VY), (LF,VZ),  
 (LF,WA), (LF,VB), (LF,VC), (LG,VA), (LG,VB), (LG,  
 VC), (LG,VD), (LG,VE), (LG,VF), (LG,VG), (LG,VH),  
 (LG,VI), (LG,VJ), (LG,VK), (LG,VL), (LG,VM), (LG,VN),  
 (LG,VO), (LG,VP), (LG,VQ), (LG,VR), (LG,VS), (LG,  
 VT), (LG,VU), (LG,VV), (LG,VW), (LG,VX), (LG,VY),  
 (LG,VZ), (LG,WA), (LL,WB), (LL,WC), (LH,VA), (LH,  
 VB), (LH,VC), (LH,VD), (LH,VE), (LH,VF), (LH,VG),  
 (LH,VH), (LH,VI), (LH,VJ), (LH,VK), (LH,VL), (LH,VM),  
 (LH,VN), (LH,VO), (LH,VP), (LH,VQ), (LH,VR), (LH,  
 VS), (LH,VT), (LH,VU), (LH,VV), (LH,VW), (LH,VX),  
 (LH,VY), (LH,VZ), (LH,WA), (LH,VB), (LH,VC), (LI,

VA), (LI,VB), (LI,VC), (LI,VD), (LI,VE), (LI,VF), (LI,  
 VG), (LI,VH), (LI,VI), (LI,VJ), (LI,VK), (LI,VL), (LI,VM),  
 (LI,VN), (LI,VO), (LI,VP), (LI,VQ), (LI,VR), (LI,VS), (LI,  
 VT), (LI,VU), (LI,VV), (LI,VW), (LI,VX), (LI,VY), (LI,  
 VZ), (LI,WA), (LI,VB), (LI,VC), (LJ,VA), (LJ,VB), (LJ,  
 VC), (LJ,VD), (LJ,VE), (LJ,VF), (LJ,VG), (LJ,VH), (LJ,  
 VI), (LJ,VJ), (LJ,VK), (LJ,VL), (LJ,VM), (LJ,VN), (LJ,  
 VO), (LJ,VP), (LJ,VQ), (LJ,VR), (LJ,VS), (LJ,VT), (LJ,  
 VU), (LJ,VV), (LJ,VW), (LJ,VX), (LJ,VY), (LJ,VZ), (LJ,  
 WA), (LJ,VB), (LJ,VC), (LK,VA), (LH,VB), (LN,VC),  
 (LN,VD), (LK,VE), (LK,VF), (LN,VG), (LK,VH), (LK,VI),  
 (LK,VJ), (LK,VK), (LN,VL), (LN,VM), (LK,VN), (LK,  
 VO), (LG,VP), (LG,VQ), (LK,VR), (LK,VS), (LG,VT),  
 (LK,VU), (LK,VV), (LK,VW), (LK,VX), (LK,VY), (LK,  
 VZ), (LK,WA), (LL,WB), (LL,WC), (LL,VA), (LL,VB),  
 (LL,VC), (LL,VD), (LL,VE), (LL,VF), (LL,VG), (LL,VH),  
 (LL,VI), (LL,VJ), (LL,VK), (LL,VL), (LL,VM), (LL,VN),  
 (LL,VO), (LL,VP), (LL,VQ), (LL,VR), (LL,VS), (LL,VT),  
 (LL,VU), (LL,VV), (LL,VW), (LL,VX), (LL,VY), (LL,  
 VZ), (LL,WA), (LL,VB), (LL,VC), (LM,VA), (LM,VB),  
 (LM,VC), (LM,VD), (LM,VE), (LM,VF), (LM,VG), (LM,  
 VH), (LM,VI), (LM,VJ), (LM,VK), (LM,VL), (LM,VM),  
 (LM,VN), (LM,VO), (LM,VP), (LM,VQ), (LM,VR), (LM,  
 VS), (LM,VT), (LM,VU), (LM,VV), (LM,VW), (LM,VX),  
 (LM,VY), (LM,VZ), (LM,WA), (LM,VB), (LM,VC), (LN,  
 VA), (LH,VB), (LN,VC), (LN,VD), (LN,VE), (LN,VF),  
 (LN,VG), (LN,VH), (LN,VI), (LN,VJ), (LN,VK), (LN,VL),  
 (LN,VM), (LN,VN), (LN,VO), (LG,VP), (LG,VQ), (LN,  
 VR), (LN,VS), (LN,VT), (LN,VU), (LN,VV), (LN,VW),  
 (LN,VX), (LN,VY), (LN,VZ), (LN,WA), (LN,VB), (LN,  
 VC), (LO,VA), (LO,VB), (LO,VC), (LO,VD), (LO,VE),  
 (LO,VF), (LO,VG), (LO,VH), (LO,VI), (LO,VJ), (LO,VK),  
 (LO,VL), (LO,VM), (LO,VN), (LO,VO), (LO,VP), (LO,  
 VQ), (LO,VR), (LO,VS), (LO,VT), (LO,VU), (LO,VV),  
 (LO,VW), (LO,VX), (LO,VY), (LO,VZ), (LO,WA), (LO,  
 WB), (LO,WC), (LP,VA), (LP,VB), (LP,VC), (LP,VD), (LP,  
 VE), (LP,VF), (LP,VG), (LP,VH), (LP,VI), (LP,VJ), (LP,  
 VK), (LP,VL), (LP,VM), (LP,VN), (LP,VO), (LP,VP), (LP,  
 VQ), (LP,VR), (LP,VS), (LP,VT), (LP,VU), (LP,VV), (LP,  
 VW), (LP,VX), (LP,VY), (LP,VZ), (LP,WA), (LP,VB), (LP,  
 WC), (LQ,VA), (LQ,VB), (LQ,VC), (LQ,VD), (LQ,VE),  
 (LQ,VF), (LQ,VG), (LQ,VH), (LQ,VI), (LQ,VJ), (LQ,VK),  
 (LQ,VL), (LQ,VM), (LQ,VN), (LQ,VO), (LQ,VP), (LQ,  
 VQ), (LQ,VR), (LQ,VS), (LQ,VT), (LQ,VU), (LQ,VV),  
 (LQ,VW), (LQ,VX), (LQ,VY), (LQ,VZ), (LQ,WA), (LQ,  
 WB), (LQ,WC), (LR,VA), (LH,VB), (LN,VC), (LN,VD),  
 (LR,VE), (LR,VF), (LN,VG), (LR,VH), (LR,VI), (LR,VJ),  
 (LR,VK), (LN,VL), (LR,VM), (LR,VN), (LR,VO), (LG,  
 VP), (LG,VQ), (LR,VR), (LR,VS), (LG,VT), (LR,VU),  
 (LR,VV), (LR,VW), (LR,VX), (LR,VY), (LR,VZ), (LR,  
 WA), (LL,WB), (LL,WC), (LS,VA), (LS,VB), (LS,VC),  
 (LS,VD), (LS,VE), (LS,VF), (LS,VG), (LS,VH), (LS,VI),  
 (LS,VJ), (LS,VK), (LS,VL), (LS,VM), (LS,VN), (LS,VO),  
 (LS,VP), (LS,VQ), (LS,VR), (LS,VS), (LS,VT), (LS,VU),  
 (LP,VV), (LS,VW), (LS,VX), (LS,VY), (LS,VZ), (LS,WA),  
 (LS,VB), (LS,VC), (LT,VA), (LT,VB), (LT,VC), (LT,VD),  
 (LT,VE), (LT,VF), (LT,VG), (LT,VH), (LT,VI), (LT,VJ), (LT,  
 VK), (LT,VL), (LT,VM), (LT,VN), (LT,VO), (LT,VP), (LT,  
 VQ), (LT,VR), (LT,VS), (LT,VT), (LT,VU), (LT,VV), (LT,  
 VW), (LT,VX), (LT,VY), (LT,VZ), (LT,WA), (LT,VB), (LT,  
 WC), (LU,VA), (LU,VB), (LU,VC), (LU,VD), (LU,VE),  
 (LU,VF), (LU,VG), (LU,VH), (LU,VI), (LU,VJ), (LU,VK),  
 (LU,VL), (LU,VM), (LU,VN), (LU,VO), (LU,VP), (LU,  
 VQ), (LU,VR), (LU,VS), (LU,VT), (LU,VU), (LU,VV),  
 (LU,VW), (LU,VX), (LU,VY), (LU,VZ), (LU,WA), (LU,  
 WB), (LU,WC), (LV,VA), (LV,VB), (LV,VC), (LV,VD), (LV,  
 VE), (LP,VF), (LV,VG), (LV,VH), (LV,VI), (LV,VJ), (LV,

VK), (LP,VL), (LV,VM), (LV,VN), (LV,VO), (LV,VP), (LV, VQ), (LV,VR), (LV,VS), (LV,VT), (LV,VU), (LV,VV), (LV, VW), (LV,VX), (LV,VY), (LV,VZ), (LV,WA), (LV,VB), (LV,WC), (LW,VA), (LW,VB), (LW,VC), (LW,VD), (LW, VE), (LW,VF), (LW,VG), (LW,VH), (LW,VI), (LW,VJ), (LW, VK), (LW,VL), (LW,VM), (LW,VN), (LW,VO), (LW, VP), (LW,VQ), (LW,VR), (LW,VS), (LW,VT), (LW,VU), (LW, VV), (LW,VW), (LW,VX), (LW,VY), (LW,VZ), (LW, WA), (LW,VB), (LW,VC), (LX,VA), (LX,VB), (LX,VC), (LX, VD), (LX,VE), (LX,VF), (LX,VG), (LX,VH), (LX,VI), (LX, VJ), (LX,VK), (LX,VL), (LX,VM), (LX,VN), (LX, VO), (LX,VP), (LX,VQ), (LX,VR), (LX,VS), (LX,VT), (LX, VU), (LX,VV), (LX,VW), (LX,VX), (LX,VY), (LX, VZ), (LX,WA), (LX,VB), (LX,VC), (LY,VA), (LY,VB), (LY, VC), (LY,VD), (LY,VE), (LY,VF), (LY,VG), (LY,VH), (LY, VI), (LY,VJ), (LY,VK), (LY,VL), (LY,VM), (LY,VN), (LY, VO), (LY,VP), (LY,VQ), (LY,VR), (LY,VS), (LY,VT), (LY, VU), (LY,VV), (LY,VW), (LY,VX), (LY,VY), (LY, VZ), (LY, WAX (LY,VB), (LY,VC), (LZ,VA), (LZ,VB), (LZ, VC), (LZ,VD), (LZ,VE), (LZ,VF), (LZ,VG), (LZ,VH), (LZ, VI), (LZ,VJ), (LZ,VK), (LZ,VL), (LZ,VM), (LZ,VN), (LZ, VO), (LZ,VP), (LZ,VQ), (LZ,VR), (LZ,VS), (LZ,VT), (LZ, VU), (LZ,VV), (LZ,VW), (LZ,VX), (LZ,VY), (LZ, VZ), (LZ,WA), (LZ,VB), (LZ,VC), (MA,VA), (MA,VB), (MA,VC), (MA,VD), (MA,VE), (MA, VF), (MA,VG), (MG,VH), (MA,VI), (MA,VJ), (MG,VK), (MA, VL), (MA,VM), (MA,VN), (MA,VO), (MA,VP), (MA, VQ), (MA,VR), (MA,VS), (MA,VT), (MA,VU), (MA, VV), (MA,VW), (MA,VX), (MA,VY), (MA,VZ), (MA, WA), (MA,VB), (MA,WC), (MB,VA), (MB,VB), (MB, VC), (MB,VD), (MB,VE), (MB,VF), (MB,VG), (MB,VH), (MB, VI), (MB,VJ), (MB,VK), (MB,VL), (MB,VM), (MB, VN), (MB,VO), (MB,VP), (MB,VQ), (MB,VR), (MB,VS), (MB, VT), (MB,VU), (MB,VV), (MB,VW), (MB,VX), (MB, VY), (MB,VZ), (MB,WA), (MB,VB), (MB,WC), (MC,VA), (MC,VA), (MC,VB), (MC,VB), (MC,VC), (MC, VD), (MC,VE), (MC,VF), (MC,VG), (MC,VH), (MC,VI), (MC, VJ), (MC,VK), (MC,VL), (MC,VM), (MC,VN), (MC, VO), (MC,VP), (MC,VQ), (MC,VR), (MC,VS), (MC,VT), (MC, VU), (MC,VV), (MC,VW), (MC,VX), (MC,VY), (MC, VZ), (MC,WA), (MC,VB), (MC,WC), (MD,VC), (MD,VD), (MD,VE), (MD,VF), (MD,VG), (MD,VH), (MD, VI), (MD,VJ), (MD,VK), (MD,VL), (MD,VM), (MD, VN), (MD,VO), (MD,VP), (MD,VQ), (MD,VR), (MD,VS), (MD, VT), (MD,VU), (MD,VV), (MD,VW), (MD,VX), (MD, VY), (MD,VZ), (MD,WA), (MD,VB), (MD,WC), (ME,VA), (ME,VB), (ME,VC), (ME,VD), (ME,VE), (ME, VF), (ME,VG), (ME,VH), (ME,VI), (ME,VJ), (ME,VK), (ME, VL), (ME,VM), (ME,VN), (ME,VO), (ME,VP), (ME, VQ), (ME,VR), (ME,VS), (ME,VT), (ME,VU), (ME, VV), (ME,VW), (ME,VX), (ME,VY), (ME,VZ), (ME,WA), (ME, VB), (ME,WC), (MF,VA), (MF,VB), (MF,VC), (MF,VD), (MF, VE), (MF,VF), (MF,VG), (MF,VH), (MF,VI), (MF,VJ), (MF, VK), (MF,VL), (MF,VM), (MF,VN), (MF,VO), (MF, VP), (MF,VQ), (MF,VR), (MF,VS), (MF,VT), (MF, VU), (MF,VV), (MF,VW), (MF,VX), (MF,VY), (MF, VZ), (MF, WA), (MF,VB), (MF,WC), (MG,VA), (MG,VB), (MG,VC), (MG, VD), (MG,VE), (MG,VF), (MG,VG), (MG,VH), (MG, VI), (MG,VJ), (MG,VK), (MG,VL), (MG,VM), (MG, VN), (MG,VO), (MG,VP), (MG,VQ), (MG,VR), (MG,VS), (MG, VT), (MG,VU), (ME,VV), (MG,VW), (MG,VX), (MG, VY), (MG,VZ), (MG,WA), (MG,VB), (MG,WC), (MH,VA), (MH,VB), (MH,VC), (MH,VD), (MH,VE), (MH, VF), (MH,VG), (MH,VH), (MH,VI), (MH,VJ), (MH, VK), (MH,VL), (MH,VM), (MH,VN), (MH,VO), (MH,VP), (MH, VQ), (MH,VR), (MH,VS), (MH,VT), (MH,VU), (MH, VV), (MH,VW), (MH,VX), (MH,VY), (MH,VZ), (MH,

WA), (MH,VB), (MH,WC), (MI,VA), (MI,VB), (MI,VC), (MI,VD), (MI,VE), (MI,VF), (MI,VG), (MI,VH), (MI,VI), (MI, VJ), (MI,VK), (MI,VL), (MI,VM), (MI,VN), (MI,VO), (MI, VP), (MI,VQ), (MI,VR), (MI,VS), (MI,VT), (MI, VU), (MI, VV), (MI, VW), (MI, VX), (MI, VY), (MI, VZ), (MJ, WA), (MI,VB), (MI,WC), (MJ,VA), (MJ,VB), (MJ,VC), (MJ, VD), (MJ,VE), (MI,VF), (MJ,VG), (MJ,VH), (MJ,VI), (MJ, VJ), (MJ,VK), (MJ,VM), (MJ,VN), (MJ,VO), (MJ,VP), (MJ, VQ), (MJ,VR), (MJ,VS), (MF,VT), (MJ,VU), (MJ, VV), (MJ, VW), (MJ, VX), (MF, VY), (MF, VZ), (MJ, WA), (MJ, VB), (MJ, VC), (MK, VA), (MK, VB), (MK, VC), (MK, VD), (MK, VE), (MK, VF), (MK, VG), (MK, VH), (MK, VI), (MK, VJ), (MK, VK), (MK, VL), (MK, VM), (MK, VN), (MK, VO), (MK, VP), (MK, VQ), (MK, VR), (MK, VS), (MK, VT), (MK, VU), (MK, VV), (MK, VW), (MK, VX), (MK, VY), (MK, VZ), (MK, WA), (MK, VB), (MK, VC), (ML, VA), (ML, VB), (ML, VC), (ML, VD), (ML, VE), (ML, VF), (ML, VG), (ML, VH), (ML, VI), (ML, VJ), (ML, VK), (ML, VL), (ML, VM), (ML, VN), (ML, VO), (ML, VP), (ML, VQ), (ML, VR), (ML, VS), (ML, VT), (ML, VU), (ML, VV), (ML, VW), (ML, VX), (ML, VY), (ML, VZ), (ML, WA), (ML, VB), (ML, VC), (MM, VA), (MM, VB), (MM, VC), (MM, VD), (MM, VE), (MM, VF), (MM, VG), (MM, VH), (MM, VI), (MM, VJ), (MM, VK), (MM, VL), (MM, VM), (MM, VN), (MM, VO), (MM, VP), (MM, VQ), (MM, VR), (MM, VS), (MM, VT), (MM, VU), (MM, VV), (MM, VW), (MM, VX), (MM, VY), (MM, VZ), (MM, WA), (MM, VB), (MM, VC), (MN, VA), (MN, VB), (MN, VC), (MN, VD), (MN, VE), (MN, VF), (MN, VG), (MN, VH), (MN, VI), (MN, VJ), (MN, VK), (MN, VL), (MN, VM), (MN, VN), (MN, VO), (MN, VP), (MN, VQ), (MN, VR), (MN, VS), (MN, VT), (MN, VU), (MN, VV), (MN, VW), (MN, VX), (MN, VY), (MN, VZ), (MN, WA), (MN, VB), (MN, VC)

As used herein, the "emesis, vomiting and/or constipation" includes nausea, emesis, vomiting and/or constipation which are induced by ingestion of a compound having the opioid receptor (particularly, opioid receptor) agonistic activity. Specifically, examples of the "compound having the opioid receptor agonistic activity" include morphine, oxycodone, fentanyl, methadone, codeine, dihydrocodeine, hydromorphone, levorphanol, meperidine, propoxyphene, dextropropoxyphen, tramadol, and a pharmaceutically acceptable salt, or a solvate thereof. Particularly, when the compound is morphine, oxycodone, or a pharmaceutically acceptable salt, or a solvate thereof, the present compound is particularly effective.

Influence of the present compound on emesis or vomiting can be confirmed, for example, by the following test.

At thirty minutes after ingestion of a diet, each test substance is administered to a ferret. The test compound is dissolved in 5% xylitol, and is administered at 5 mg/kg. At thirty minutes after administration of the test compound, 0.6 mg/kg of morphine was subcutaneously administered, and the vomiting symptom is observed visually until 30 minutes after administration of morphine.

For each of emesis (rhythmic constriction movement at an abdominal part) and vomiting (vomiting conduct of excreting a vomiting substance or a similar conduct), an appearance time, a latent time (time from morphine administration to initial appearance of vomiting symptom) and a sustaining time (time from initial vomiting to final vomiting) are collected.

In addition, influence of the present compound on constipation can be confirmed, for example, by the following test.



## 1) Preparation of Test Diet (Dye)

Using a 0.5 w/v % Evans Blue aqueous solution, a 2.5 w/v % carboxymethylcellulose salt solution is prepared, and this is used as a test diet.

## 2) Animal

For example, a Wistar male rat (6 to 7 week old) may be used. The animal is fasted from about 20 or more hours before test initiation, and water is given ad lib.

## 3) Test Compound and Medium

The test compound is dissolved in a solvent (DMAA/ Solutol/5% meglumine=15/15/70).

DMAA: N,N-dimethylacetamide

Solutol (registered trademark) HS15

Meglumine: D(-)-N-methylglucamine

Morphine hydrochloride is dissolved in a physiological saline.

The test compound, the solvent and morphine are all administered at a liquid amount of 2 mL/kg.

## 4) Method

The test compound 0.03, 0.1, 0.3, 1 or 3 mg/kg (test compound administration group) or the solvent (solvent administration group) is subcutaneously administered, and amount of 3 mg/kg of morphine is subcutaneously administered to all groups after 75 minutes. As a control group, the solvent is subcutaneously administered, and a physiological saline is administered after 75 minutes.

The test diet 2 mL/rat is orally administered at 30 minutes after administration of morphine. At fifteen minutes after the test diet (at 120 minutes after administration of the test substance), the rats are isolated from esophagus to an ileocecal part near a stomach cardia part. A distance from pyloric part of the stomach to an ileocecal part (full length of small intestine) and a distance until a dye reaching front part (dye movement distance) are measured.

## 5) Data Processing

$$\text{Transport rate (\%)} = \frac{\text{dye movement distance (cm)}}{\text{full length of small intestine (cm)}} \times 100$$

$$\text{M.P.E. (\%)} = \left\{ \frac{\text{small intestine transport rate (\%)} \text{ of each individual of test compound administration group} - \text{average small intestine transport rate (\%)} \text{ of solvent administration group}}{\text{average small intestine transport rate (\%)} \text{ of control group} - \text{average small intestine transport rate (\%)} \text{ of solvent administration group}} \right\} \times 100$$

An ED<sub>50</sub> value is calculated by reverse estimation of regression a SAS program using % MPE and letting a value of a control group to be 100%.

The present compound has the opioid receptor (particularly, opioid  $\delta$  and  $\mu$  receptors) antagonistic activity. Therefore, the present compound is effective in treating and/or preventing digestive tract passage disorder which occurs by a cause such as acute dyspepsia, acute alcoholism, food poisoning, cold, stomach ulcer, duodenum ulcer, stomach cancer, ileus, appendicitis, peritonitis, cholelithiasis, hepatitis, liver inflammation, encephalitis, meningitis, increased brain pressure, head trauma, motion sickness, vomiting of pregnancy, side effect due to chemotherapy, side effect due to radiation therapy, side effect due to anti-cancer agent, pressure-stenosis of digestive tract, and intestinal tract coalescence after operation, treating and/or preventing emesis and vomiting which occurs by a cause such as increase in brain pressure due to brain tumor-brain bleeding-meningitis-irradiation of brain with radiation, and treating and/or preventing acute constipation derived from a cause such as ileus, duodenum ulcer or appendicitis, relaxing constipation derived from a cause such as nervous disorder,

low nutrient, general prostration, vitamin deficiency, anemia, sensitivity reduction or mechanical stimulation insufficiency, or convulsive constipation derived from a cause such as stress, in addition to emesis-vomiting-constipation induced by a compound having the opioid receptor agonistic activity.

Since the present compound has low brain transition, it exhibits the high alleviating effect on a side effect such as emesis, vomiting, constipation and the like induced by an opioid receptor agonistic activity almost without inhibiting the analgesic activity of a compound having the opioid receptor agonistic activity which is administered to the patient with a disease accompanying pain (e.g. cancerous pain (pain due to bone transition, nervous pressure, increased intracranial pressure, soft tissue infiltration, pain due to constipation or spasm of muscle, pain of internal organ, muscle, fascia, waist or shoulder joint periphery, chronic pain after operation), AIDS etc.). In addition, the present compound has pure antagonistic activity on an opioid receptor, and also has an advantage in safety point that the hERG channel inhibitory activity is low, there is no cardiac toxicity, and so on. Further, the present compound also has an advantageous characteristic in dynamics in a body such as high oral absorbability, high stability in human plasma, high bioavailability and the like, and is very effective as a medicament.

When the present compound is administered against emesis, vomiting, or constipation induced by a compound having the opioid receptor agonistic activity, the administration may be any of before, after or at the same time with administration of the compound having the opioid receptor agonistic activity. An administration interval between these two kinds of drugs is not particularly limited. For example, when the present compound is administered after administration of the compound having the opioid receptor agonistic activity, if the administration is immediately after to in about 3 days, preferably immediately after to in about 1 day from administration of the compound having the opioid receptor agonistic activity, the present compound works more effectively. In addition, when the present invention is administered before administration of the compound having the opioid receptor agonistic activity, if the administration is immediately before to before about 1 day, preferably immediately before to before about 12 hours from administration of the compound having the opioid receptor agonistic activity, the present compound works more effectively.

When the present compound is administered as an agent for treating and/or preventing emesis, vomiting and/or constipation, it may be used jointly with other agent for treating and/or preventing emesis, vomiting and/or constipation. For example, it is possible to administer the agent jointly with ondansetron hydrochloride, adrenal cortical steroid (methylprednisolone, prednisolone, dexamethasone etc.), prochlorperazine, haloperidol, thymiperone, perphenazine, metoclopramide, domperidone, scopolamine, chlorpromazine hydrochloride, droperidol, stimulating laxative (sennoside, picosulfate sodium etc.), osmotic laxative (lactulose etc.), or salt laxative (magnesium oxide etc.).

Alternatively, a combination agent between the present compound and a compound having the opioid receptor agonistic activity, or a combination agent between the present compound and other agent for treating and/or preventing emesis, vomiting and/or constipation can be administered.

When the present compound is administered to a human, it can be administered orally as powders, granules, tablets, capsules, pills, solutions, or the like, or parenterally as

## 61

injectables, suppositories, transdermal absorbable agents, absorbable agents, or the like. Oral agents are preferable.

In addition, the present compound can be formulated into pharmaceutical preparations by adding pharmaceutical additives such as excipients, binders, wetting agents, disintegrating agents, lubricants and the like, which are suitable for formulations and, an effective amount of the present compound.

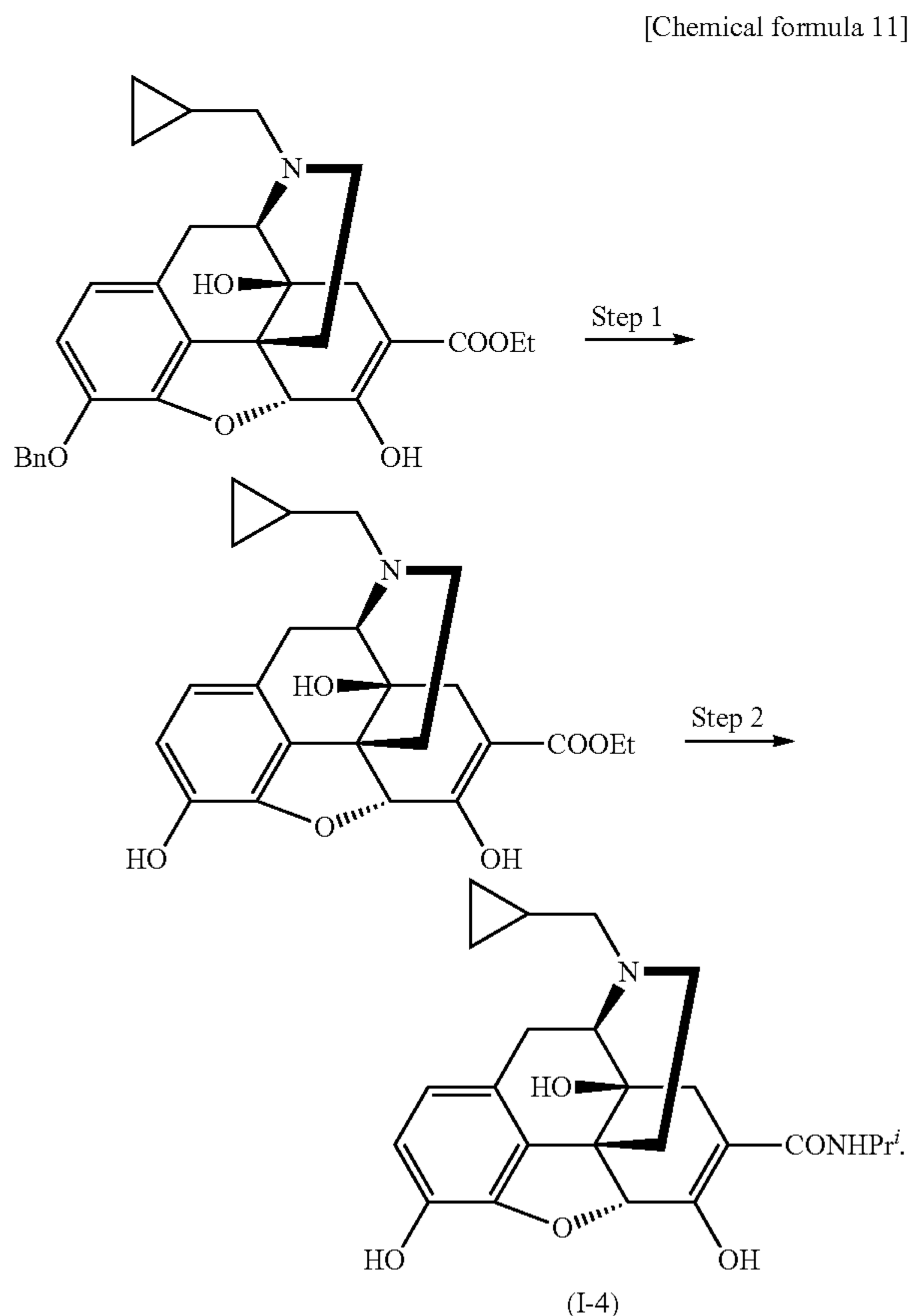
The present compound may be formulated into medical mixtures in which a compound having the opioid receptor agonistic activity and/or other agent for treating and/or preventing emesis, vomiting and/or constipation and, if necessary, various pharmaceutical additives.

A dose is different depending on state of a disease, an administration route, and an age and a weight of a patient, and is usually 0.1  $\mu\text{g}$  to 1 g/day, preferably 0.01 to 200 mg/day when orally administered to an adult, and is usually 0.1  $\mu\text{g}$  to 10 g/day, preferably 0.1 to 2 g/day when parenterally administered.

Following Examples and Test Examples illustrate the present invention in more detail, but the present invention is not limited by these Examples.

## Example 1

## Production of Compound (I-4)



wherein Bn indicates benzyl, Et indicates ethyl, and Pr<sup>i</sup> indicates isopropyl.

## (First step) 7-Ethoxycarbonylnaltrexone

To a suspension of 3-O-benzyl-7-ethoxycarbonylnaltrexone described in Non-Patent Literature 2 (11.16 g, 22.15

## 62

mmol) in ethyl acetate (50 mL) and methanol (50 mL) was added palladium hydroxide (Perlman's catalyst) (1.2 g), and the mixture was vigorously stirred for 2 hours under a hydrogen atmosphere. After filtration of the catalyst, the filtrate was concentrated, and the residue was crystallized from ethyl acetate and hexane to obtain 8.96 g (92%) of the title compound as colorless crystals.

NMR (300 MHz, CDCl<sub>3</sub>)

$\delta$  0.14-0.17 (m, 2H), 0.55-0.58 (m, 2H), 0.86 (m, 1H), 1.23-1.29 (m, 3H), 1.67 (d, 1H, J=9.6 Hz), 2.02 (dd, 1H, J=1.2, 16.2 Hz), 2.20-2.79 (m, 8H), 3.08 (d, 1H, J=18.6 Hz), 3.24 (br, 1H), 4.12-4.20 (m, 2H), 4.96 (s, 1H), 5.17 (br, 1H), 6.59 (d, 1H, J=8.1 Hz), 6.72 (d, 1H, J=8.1 Hz), 12.12 (s, 1H).

Elemental analysis (C<sub>23</sub>H<sub>27</sub>NO<sub>6</sub>·0.2H<sub>2</sub>O)

(Calculated value) C, 66.24; H, 6.62; N, 3.36.

(Found value) C, 66.29; H, 6.50; N, 3.45.

## (Second step) 7-Isopropylaminocarbonylnaltrexone

A solution of 7-ethoxycarbonylnaltrexone obtained in the first step (200 mg, 0.484 mmol), isopropylamine (0.412 mL, 4.84 mmol) and triethylamine (0.202 mL, 1.45 mmol) in 2-methoxyethanol (1.5 mL) was stirred at 180° C. for 45 minutes under microwave irradiation. After cooled to room temperature, 7 mL of 5 mol/L hydrochloric acid was added to the reaction mixture, and stirring was continued at 70° C. for 20 minutes. After the reaction solution was cooled, pH value was adjusted to 8.5 with aqueous ammonia, followed by extraction with ethyl acetate. The organic layer was washed with water, and dried, and the solvent was evaporated. The residue was purified by silica gel column chromatography (chloroform:methanol=99:1 to 94:6) to obtain 140 mg of the title compound at a yield of 68%.

NMR (300 MHz, d<sub>6</sub>-DMSO)

$\delta$  0.12-0.15 (m, 2H), 0.44-0.53 (m, 2H), 0.83 (m, 1H), 1.02 (d, 3H, J=6.6 Hz), 1.08 (d, 3H, J=6.6 Hz), 1.41 (d, 1H, J=11.4 Hz), 1.85 (d, 1H, J=15.6 Hz), 2.04-2.62 (m, 8H), 3.04 (d, 1H, J=18.6 Hz), 3.24 (m, 1H), 3.96 (m, 1H), 4.71 (s, 1H), 4.74 (s, 1H), 6.51 (d, 1H, J=8.4 Hz), 6.56 (d, 1H, J=8.4 Hz), 7.40 (br d, 1H, J=7.2 Hz), 9.16 (s, 1H), 14.50 (s, 1H).

Elemental analysis (C<sub>24</sub>H<sub>30</sub>N<sub>2</sub>O<sub>5</sub>·0.2H<sub>2</sub>O)

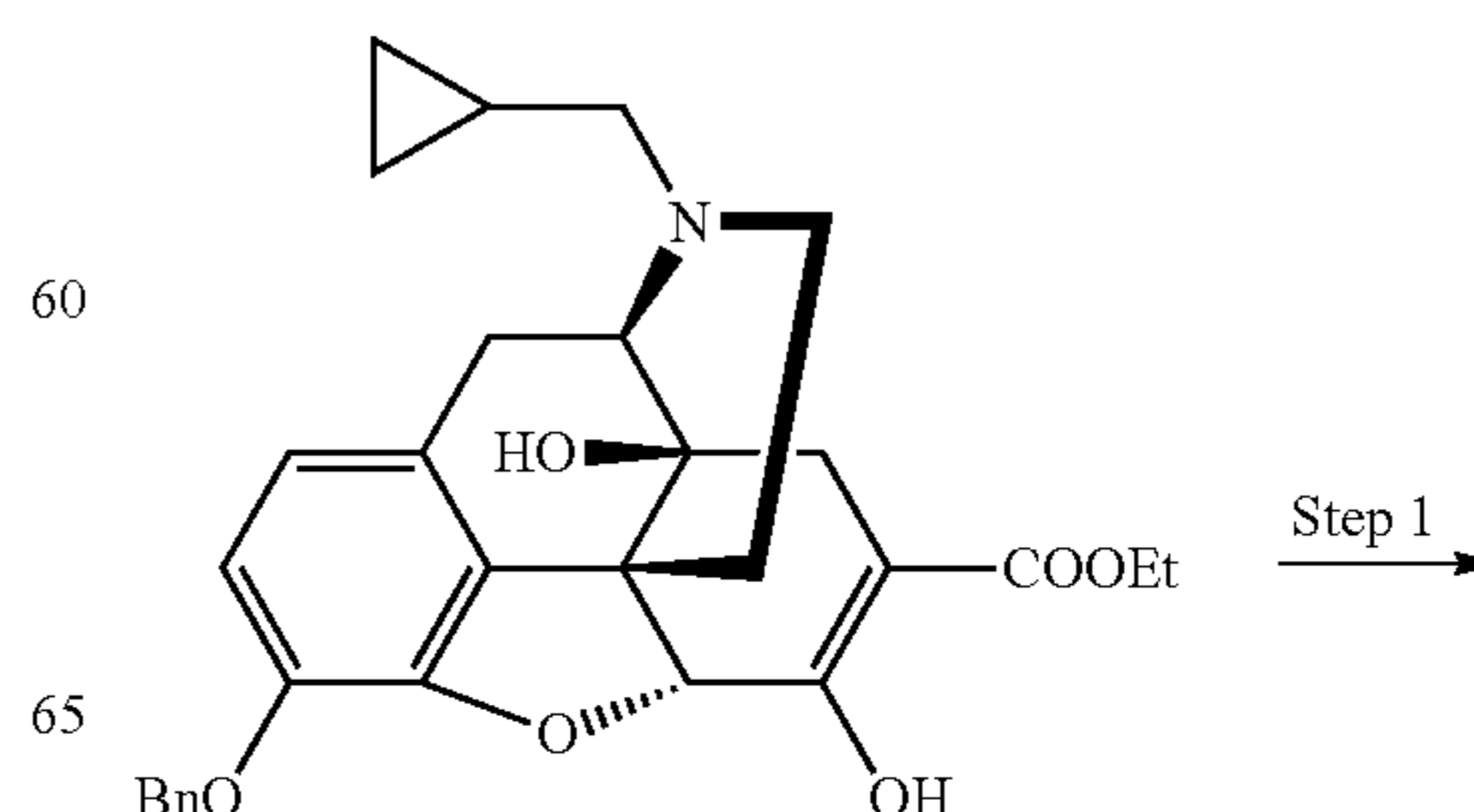
(Calculated value) C, 67.02; H, 7.12; N, 6.51

(Found value) C, 67.02; H, 7.20; N, 6.49.

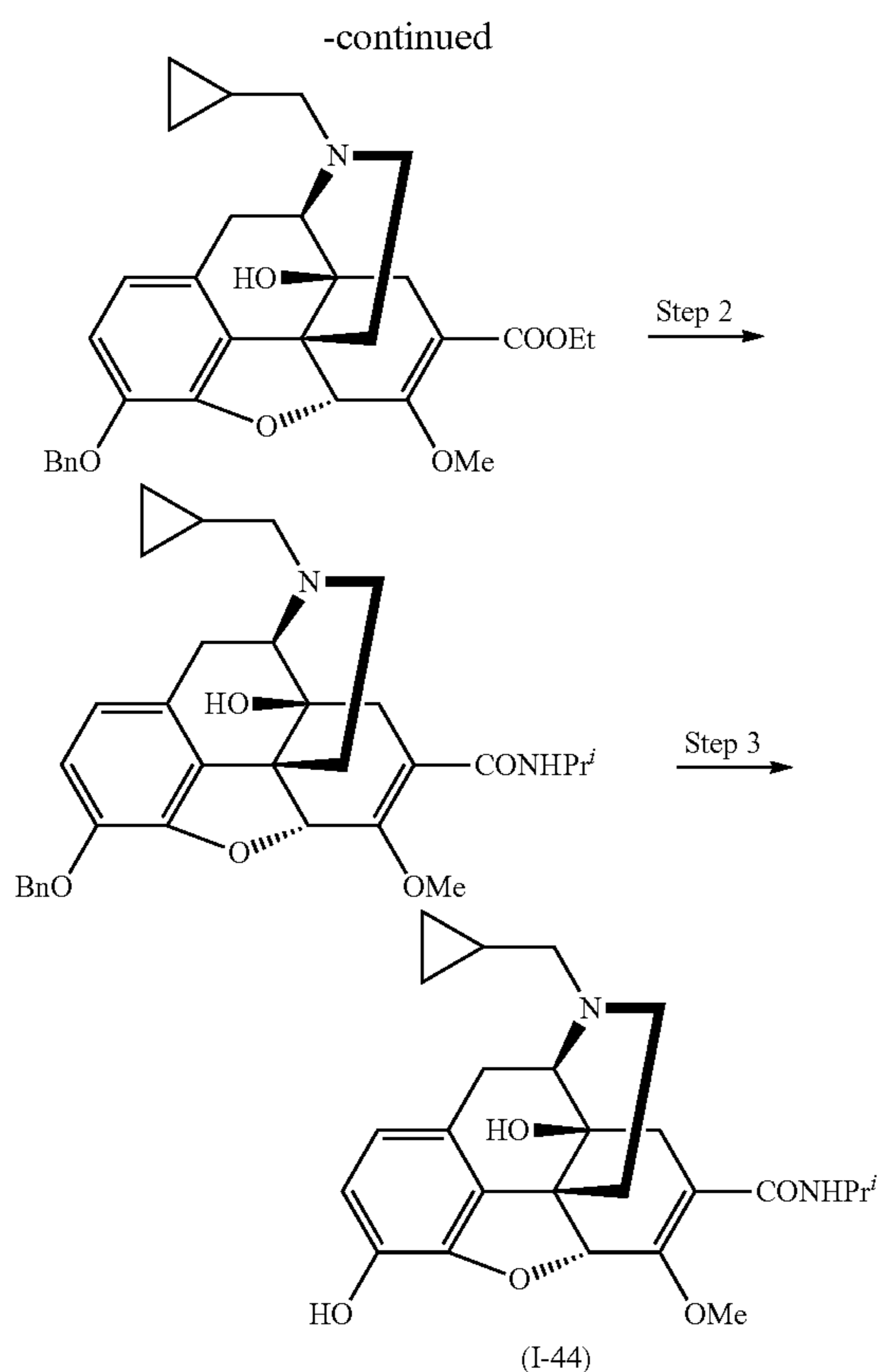
## Example 2

## Preparation of Compound (I-44)

[Chemical formula 12]



63



wherein Bn indicates benzyl, Me indicates methyl, Et indicates ethyl, and Pr<sup>i</sup> indicates isopropyl.

(First step)

## 3-O-Benzyl-7-ethoxycarbonyl-6-O-methylnaltrexone

To a solution of 3-O-benzyl-7-ethoxycarbonylnaltrexone described in Non-Patent Literature 2 (504 mg, 1 mmol) in tetrahydrofuran (10 mL) were successively added 1,1'-azodicarbonylpiperidine (379 mg, 1.5 mmol), tri-n-butylphosphine (370  $\mu$ L, 1.5 mmol) and methanol (41  $\mu$ L, 1 mmol), and the mixture was stirred at room temperature for 7 hours. The reaction solution was concentrated under reduced pressure, and the residue was purified by silica gel column chromatography (hexane/ethyl acetate) to obtain the title compound (421 mg, 81%) as colorless oil.

<sup>1</sup>H NMR (CDCl<sub>3</sub>,  $\delta$  ppm): 0.10-0.20 (m, 2H), 0.50-0.65 (m, 2H), 0.88 (m, 1H), 1.26 (t, J=6.6 Hz, 3H), 1.67 (d, J=11.4 Hz, 1H), 2.15-2.80 (m, 8H), 3.00-3.30 (m, 2H), 3.93 (s, 3H), 4.05-4.20 (m, 2H), 4.86 (br s, 1H), 5.15 (s, 2H), 5.18 (br s, 1H), 6.57 (d, J=8.1 Hz, 1H), 6.72 (d, J=8.1 Hz, 1H), 7.28-7.45 (m, 5H)

## (Second step) 3-O-Benzyl-7-isopropylaminocarbonyl-6-O-methylnaltrexone

To a mixed solution of 3-O-benzyl-7-ethoxycarbonyl-6-O-methylnaltrexone obtained in the first step (145 mg, 0.28 mmol) in methanol (6 mL) and dioxane (2 mL) was added a 50% potassium hydroxide aqueous solution (2 mL), and the mixture was stirred at 50° C. for 30 minutes. The reaction solution was cooled to room temperature, and adjusted to pH=4 with 0.5M an aqueous citric acid solution,

64

followed by extraction with ethyl acetate. The organic layer was successively washed with water, brine, dried with anhydrous sodium sulfate, and concentrated under reduced pressure. The resulting crystalline residue, 3-O-benzyl-7-carboxy-6-O-methylnaltrexone was used in the next reaction without purification. To a solution of the above residue in dimethylformamide (3 mL) were successively added 1-ethyl-3-(3-dimethylaminopropyl) carbodiimide hydrochloride (40 mg, 0.2 mmol), 1-hydroxybenzotriazole (27 mg, 0.2 mmol) and isopropylamine (16  $\mu$ L, 0.182 mmol), and the mixture was stirred at room temperature for 15 hours. The reaction solution was poured into water and this was extracted with ethyl acetate, and the organic layer was washed with water, dried with anhydrous sodium sulfate, and concentrated under reduced pressure. The residue was purified by silica gel column chromatography (chloroform/methanol=9/1) to obtain the title compound (39 mg, 44%) as a colorless foam.

<sup>1</sup>H NMR (CDCl<sub>3</sub>,  $\delta$  ppm): 0.10-0.20 (m, 2H), 0.50-0.65 (m, 2H), 0.88 (m, 1H), 1.13 (d, J=2.1 Hz, 3H), 1.15 (d, J=1.8 Hz, 3H), 1.58 (d, J=11.4 Hz, 1H), 2.08-2.80 (m, 8H), 2.99-3.30 (m, 2H), 3.94 (s, 3H), 4.06 (m, 1H), 4.83 (br s, 1H), 5.14 (d, J=2.4 Hz, 2H), 5.23 (br s, 1H), 6.56 (d, J=8.4 Hz, 1H), 6.72 (d, J=8.4 Hz, 1H), 7.28-7.45 (m, 6H)

(Third step)

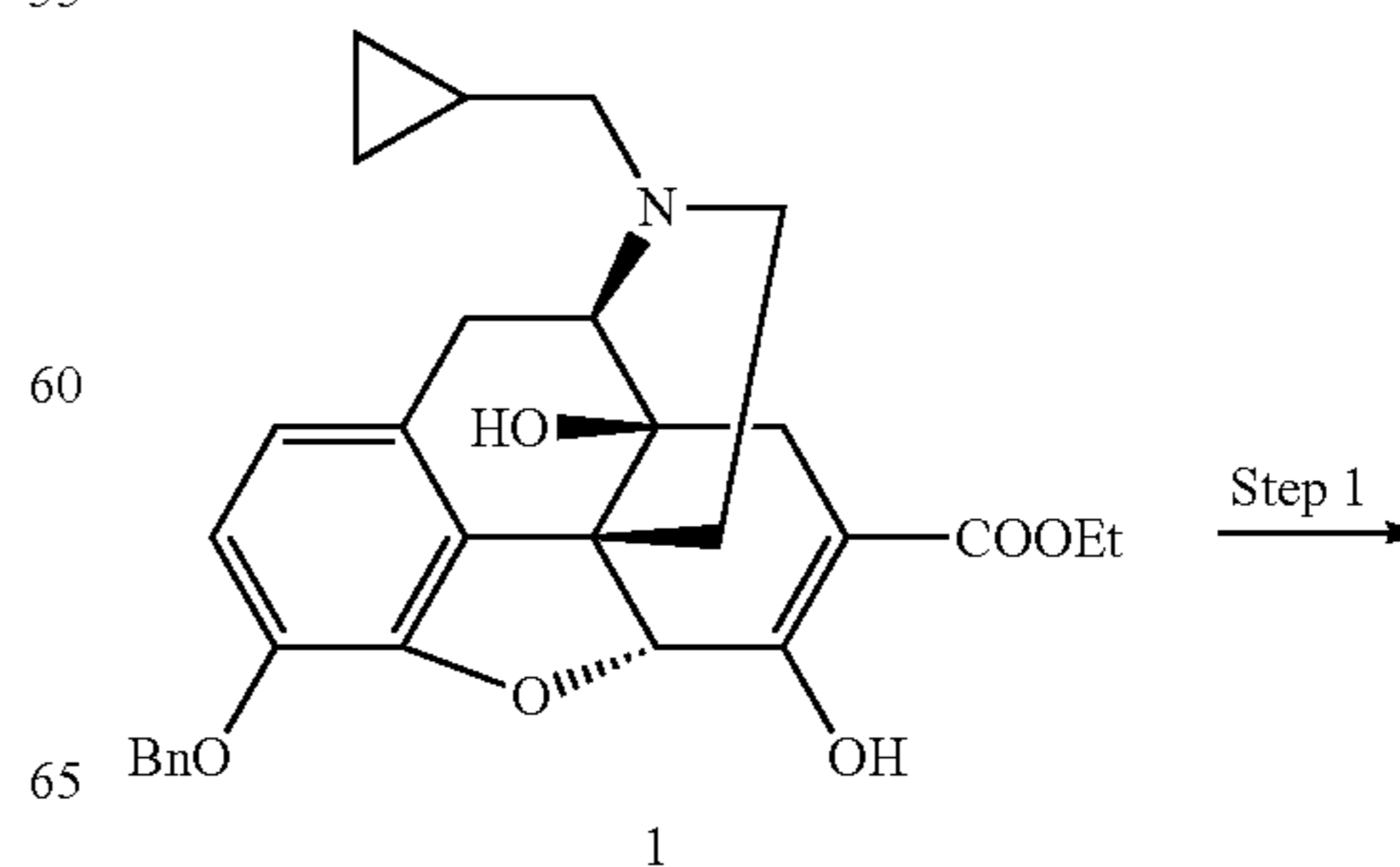
## 7-Isopropylaminocarbonyl-6-O-methylnaltrexone

To a solution of 3-O-benzyl-7-isopropylaminocarbonyl-6-O-methylnaltrexone obtained in the second step (33 mg, 0.073 mmol) in tetrahydrofuran (5 mL) was added palladium hydroxide (33 mg), and the mixture was stirred for 1 hour under a hydrogen atmosphere. The reaction solution was filtered with Celite, and the filtrate was concentrated under reduced pressure. The residue was purified by silica gel column chromatography (chloroform/methanol=9/1) to obtain the title compound (13 mg, 41%) as a colorless foam.

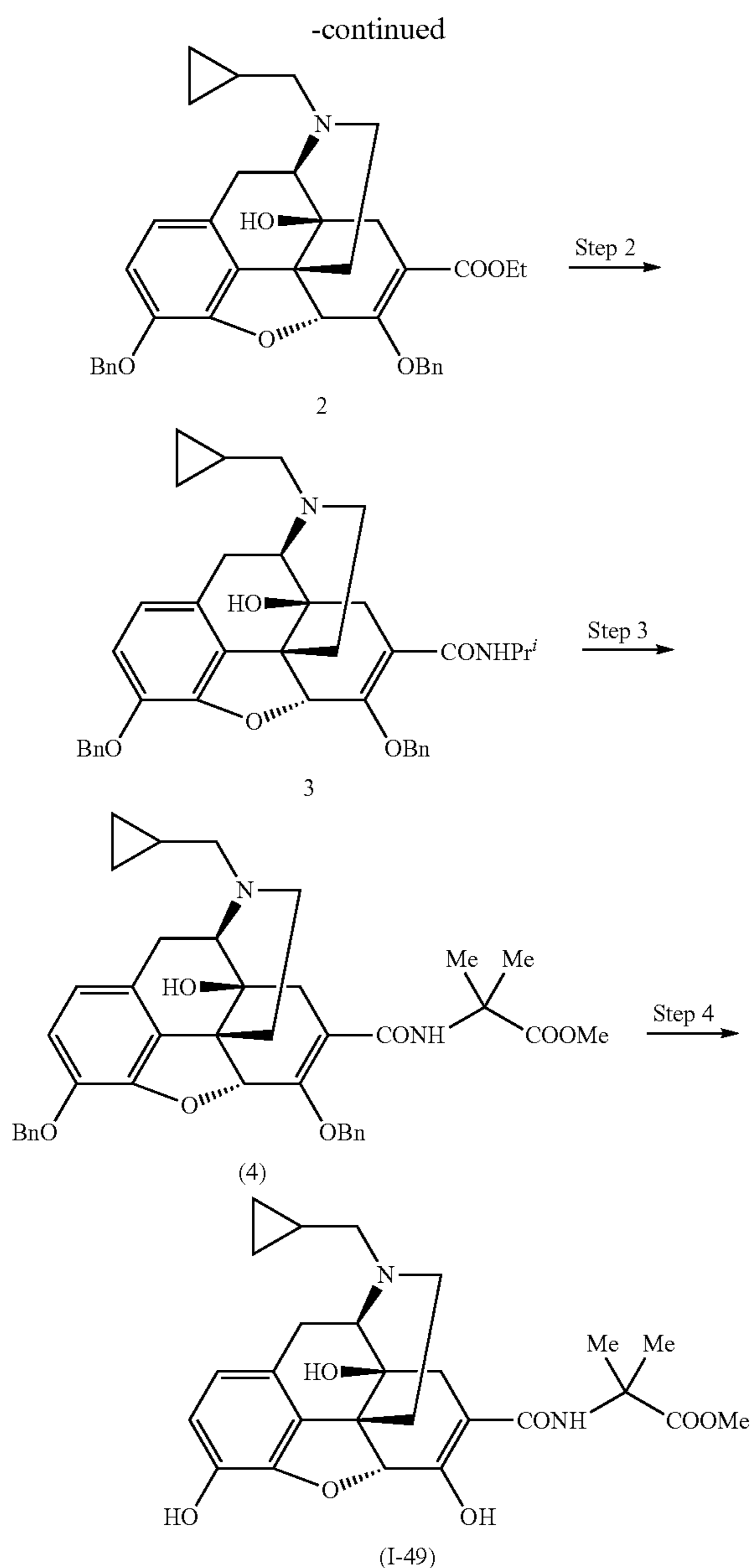
<sup>1</sup>H NMR (CDCl<sub>3</sub>,  $\delta$  ppm): 0.10-0.15 (m, 2H), 0.50-0.70 (m, 2H), 0.85 (m, 1H), 1.12 (d, J=0.9 Hz, 3H), 1.14 (d, J=0.9 Hz, 3H), 1.66 (d, J=11.4 Hz, 1H), 2.06-2.80 (m, 8H), 3.00-3.30 (m, 2H), 3.92 (s, 3H), 4.05 (M, 1H), 4.80 (br s, 1H), 5.26 (br s, 1H), 6.56 (d, J=8.1 Hz, 1H), 6.69 (d, J=8.1 Hz, 1H), 7.36 (d, J=7.8 Hz, 1H)

## Example 3

[Chemical formula 13]



65



wherein Bn indicates benzyl, Me indicates methyl, and Et indicates ethyl.

(First Step)

A solution of compound (1) (28.7 g, 57.0 mmol) in tetrahydrofuran (250 mL) was cooled to  $-10^{\circ}\text{C}$ . and to the solution were 1,1'-azodicarbonylpiperidine (21.6 g, 85.5 mol), tri-*n*-butylphosphine (21.4 mL, 85.5 mmol) and benzyl alcohol (6.50 mL, 62.7 mmol) successively added, and the mixture was stirred at room temperature for 6 hours and 45 minutes. The reaction solution was filtered and the filtrate was concentrated under reduced pressure, and the residue was purified by silica gel column chromatography (chloroform $\rightarrow$ chloroform/methanol=50/1) to obtain quantitatively the objective compound (2) (33.8 g) as a pale yellow oil.

$^1\text{H NMR}$  ( $\text{CDCl}_3$ ,  $\delta$  ppm): 0.10-0.20 (m, 2H), 0.50-0.65 (m, 2H), 0.88 (m, 1H), 0.94 (t,  $J=7.2$  Hz, 3H), 1.20-3.60 (m, 11H), 4.14 (q,  $J=7.2$  Hz, 2H), 5.10-5.35 (m, 5H), 6.58 (d,  $J=8.1$  Hz, 1H), 6.74 (d,  $J=8.1$  Hz, 1H), 7.15-7.50 (m, 10H)

(Second Step)

To a mixed solution of compound (2) obtained in the first step (33.8 g, 57.0 mmol) in methanol (130 mL) and dioxane

66

(43 mL) was added a 4N-potassium hydroxide aqueous solution (43 mL), and the mixture was stirred at  $50^{\circ}\text{C}$ . for 14 hours and 35 minutes. The reaction solution was cooled to room temperature, and concentrated under reduced pressure, and the residue was adjusted to pH=3 to 4 with ice-water and 2N-hydrochloric acid, followed by extraction with a mixed solution of ethyl acetate and tetrahydrofuran. The organic layer was successively washed with water, and brine, dried with anhydrous sodium sulfate, and concentrated under reduced pressure. The residue was converted into a powder with ether to obtain the objective compound (3) (24.8 g, 77%) as a colorless powder.

$^1\text{H NMR}$  ( $\text{DMSO-d}_6$ ,  $\delta$  ppm): 0.20-0.40 (m, 2H), 0.50-0.65 (m, 2H), 0.95 (m, 1H), 1.30-3.60 (m, 11H), 5.00-5.25 (m, 5H), 5.39 (s, 1H), 6.68 (d,  $J=8.1$  Hz, 1H), 6.88 (d,  $J=8.1$  Hz, 1H), 7.27-7.52 (m, 10H)

(Third Step)

To a solution of compound (3) obtained in the second step (350 mg, 0.619 mmol) in tetrahydrofuran (4 mL) were successively added 1-ethyl-3-(3-dimethylaminopropyl) carbodiimide hydrochloride (142 mg, 0.743 mmol), 1-hydroxybenzotriazole (100 mg, 0.743 mmol), dimethylglycine methyl ester hydrochloride (114 mg, 0.743 mmol) and *N*-methylmorpholine (82  $\mu\text{L}$ , 0.743 mmol), and the mixture was stirred at room temperature overnight. The reaction solution was poured into ice-water and a saturated sodium bicarbonate aqueous solution, followed by extracted with ethyl acetate, and the organic layer was washed with brine, dried with anhydrous sodium sulfate, and concentrated under the reduced pressure. The residue was purified by silica gel column chromatography (chloroform/methanol=50/1) to obtain the objective compound (4) (300 mg, 73%) as a pale yellow foam.

$^1\text{H NMR}$  ( $\text{CDCl}_3$ ,  $\delta$  ppm): 0.08-0.20 (m, 2H), 0.50-0.60 (m, 2H), 0.87 (m, 1H), 1.13 (s, 3H), 1.22 (s, 3H), 1.55-2.80 (m, 11H), 3.62 (s, 3H), 4.85 (br s, 1H), 5.13-5.40 (m, 5H), 6.58 (d,  $J=8.4$  Hz, 1H), 6.76 (d,  $J=8.4$  Hz, 1H), 7.26-7.48 (m, 10H), 7.94 (s, 1H)

(Fourth Step)

To a solution of compound (4) obtained in the third step (290 mg, 0.436 mmol) in methanol (4 mL) was added palladium hydroxide (60 mg), followed by stirring for 3 hours under a hydrogen atmosphere. The reaction solution was filtered with Celite, and the filtrate was concentrated under reduced pressure. The residue was crystallized with hexane/ethyl acetate to obtain the objective compound (I-49) (181 mg, 86%) as colorless crystals.

$^1\text{H NMR}$  ( $\text{DMSO-d}_6$ ,  $\delta$  ppm): 0.10-0.20 (m, 2H), 0.40-0.57 (m, 2H), 0.84 (m, 1H), 1.33 (s, 3H), 1.37 (s, 3H), 1.40-3.40 (m, 11H), 3.55 (s, 3H), 4.72 (s, 1H), 4.77 (br s, 1H), 6.52 (d,  $J=8.1$  Hz, 1H), 6.57 (d,  $J=8.1$  Hz, 1H), 7.68 (br s, 1H), 9.18 (br s, 1H), 13.78 (br s, 1H)

According to the same procedure, other compounds (I) can be synthesized. Structural formulas and physical constants are shown below.

In Tables, Me indicates methyl, Et indicates ethyl, Pr<sup>i</sup> indicates isopropyl, and Ph indicates phenyl.

In addition, in Tables,

[Chemical formula 14]

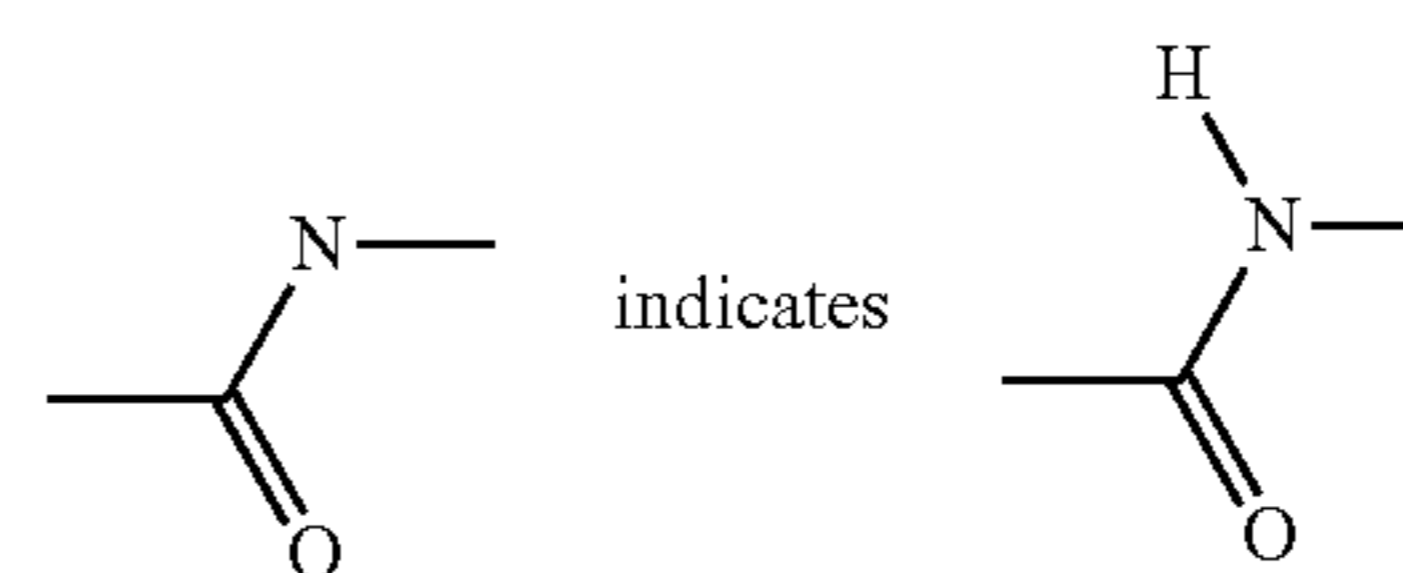


TABLE 9

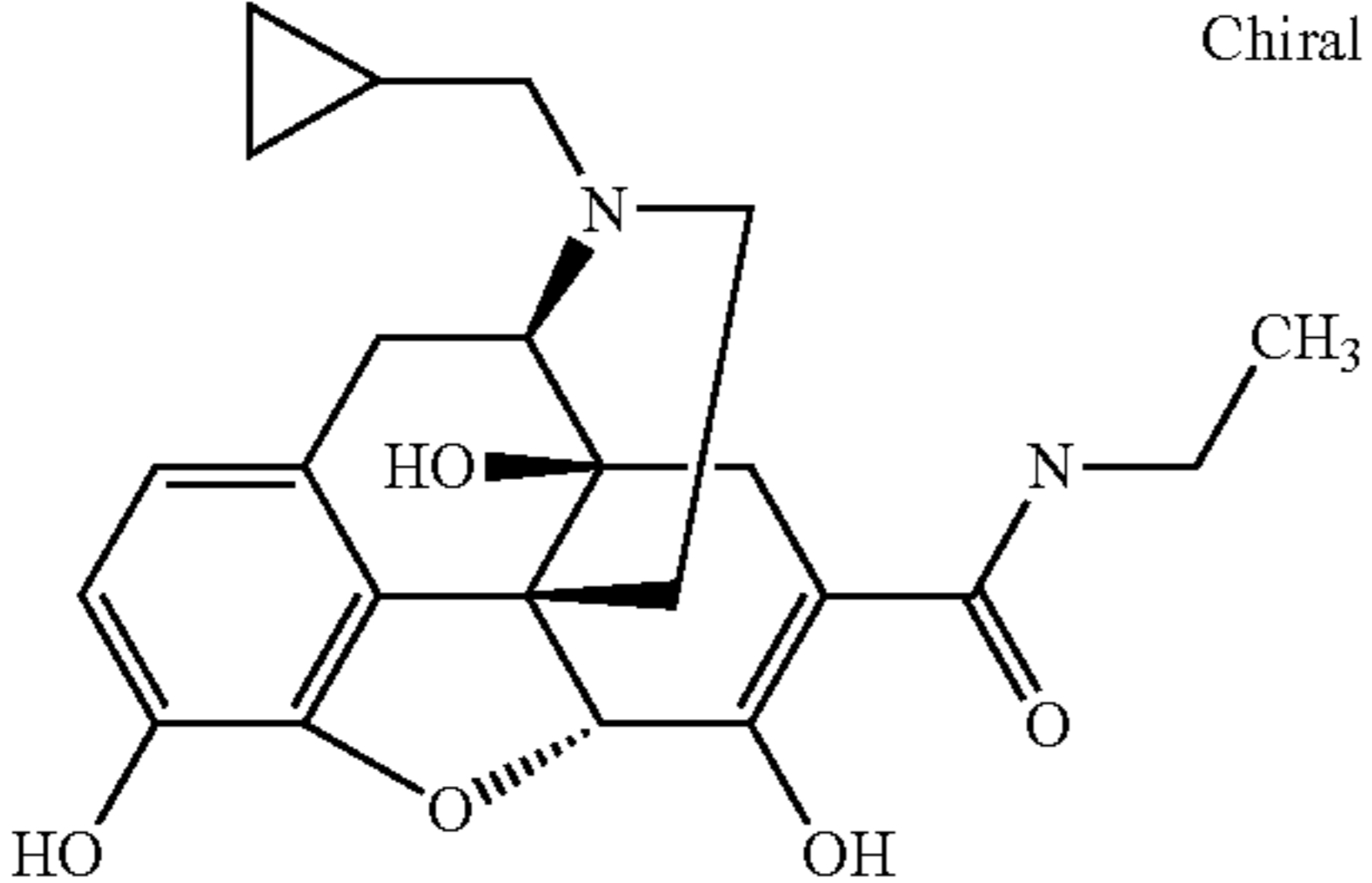
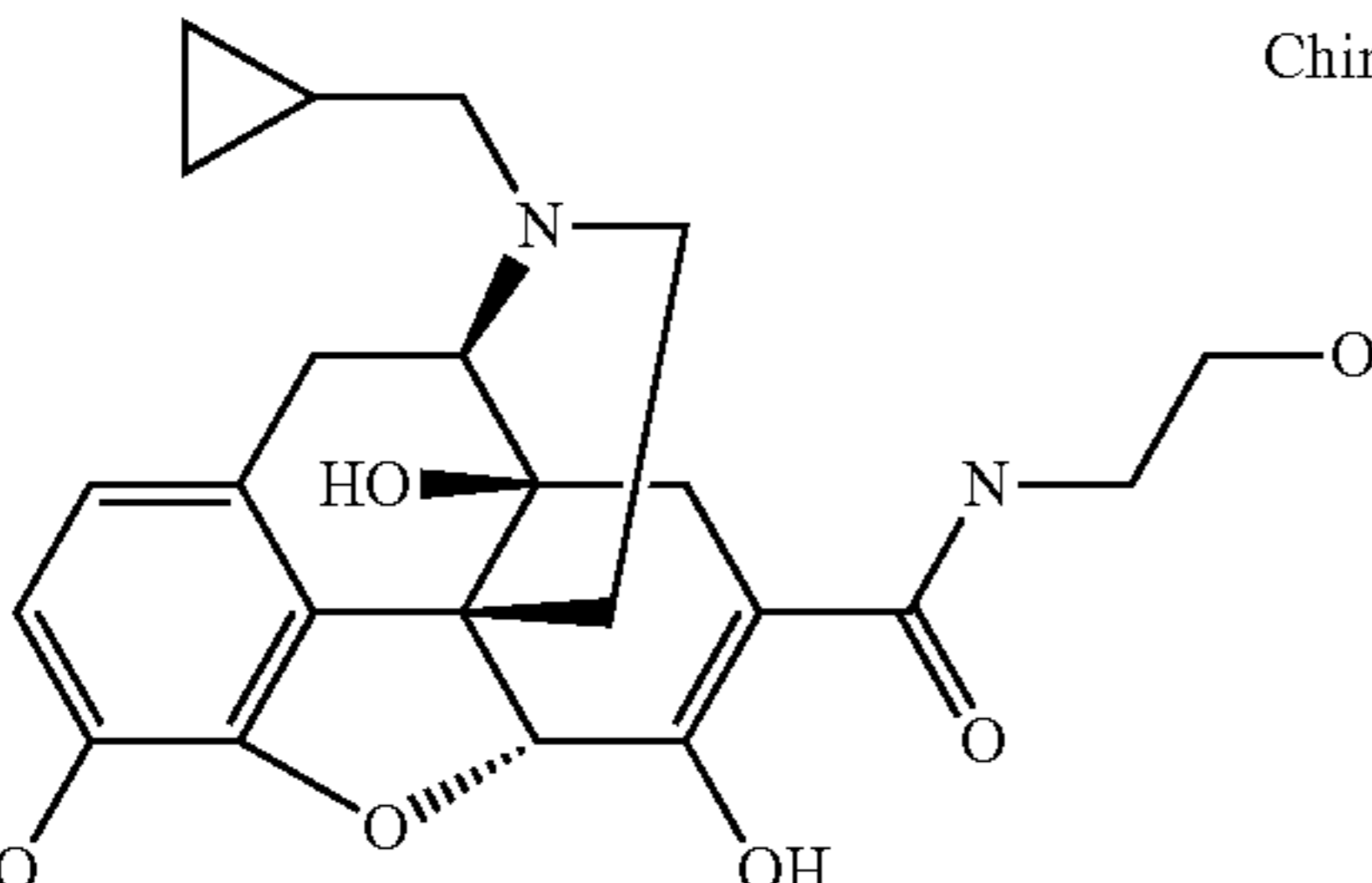
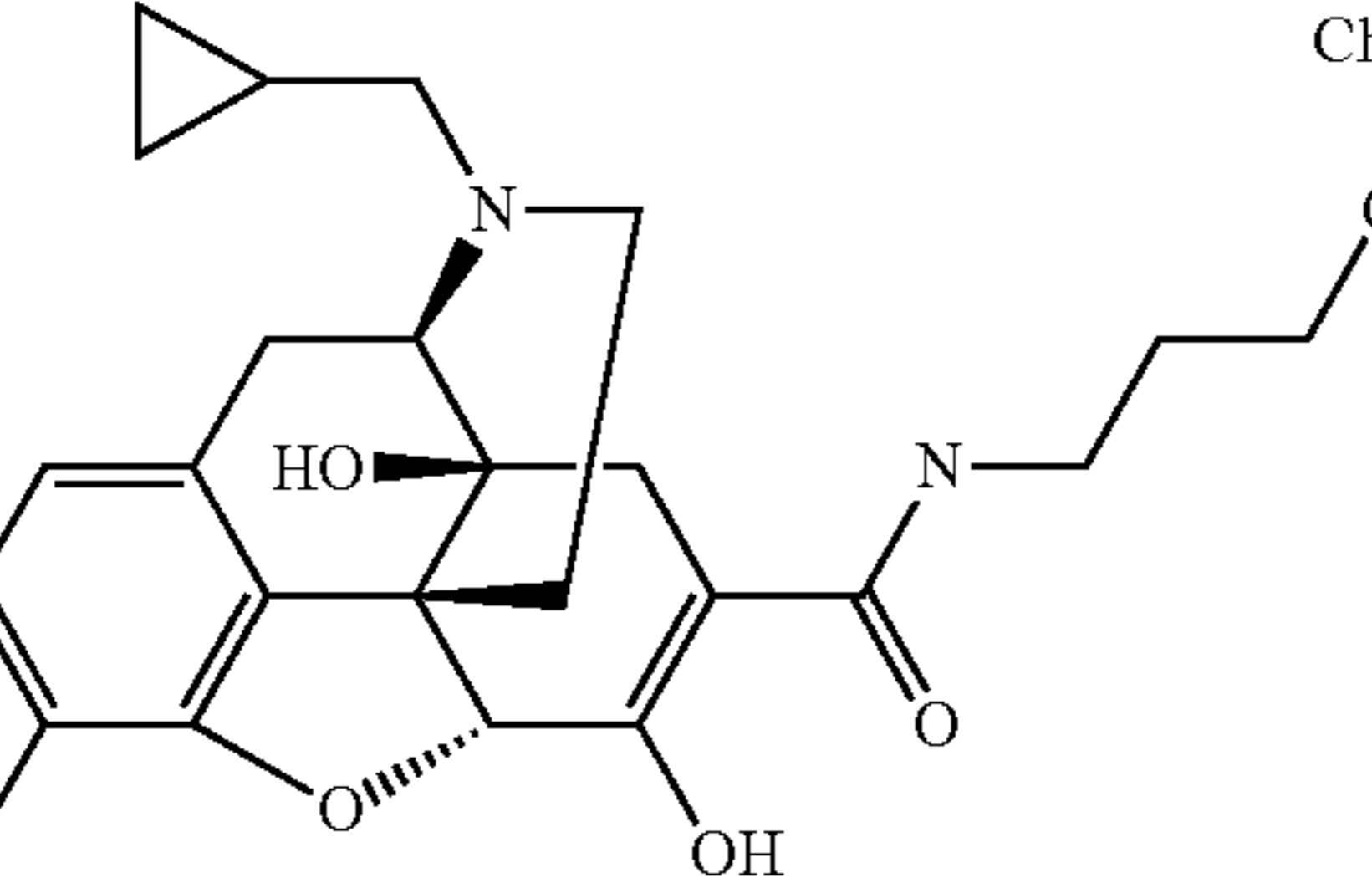
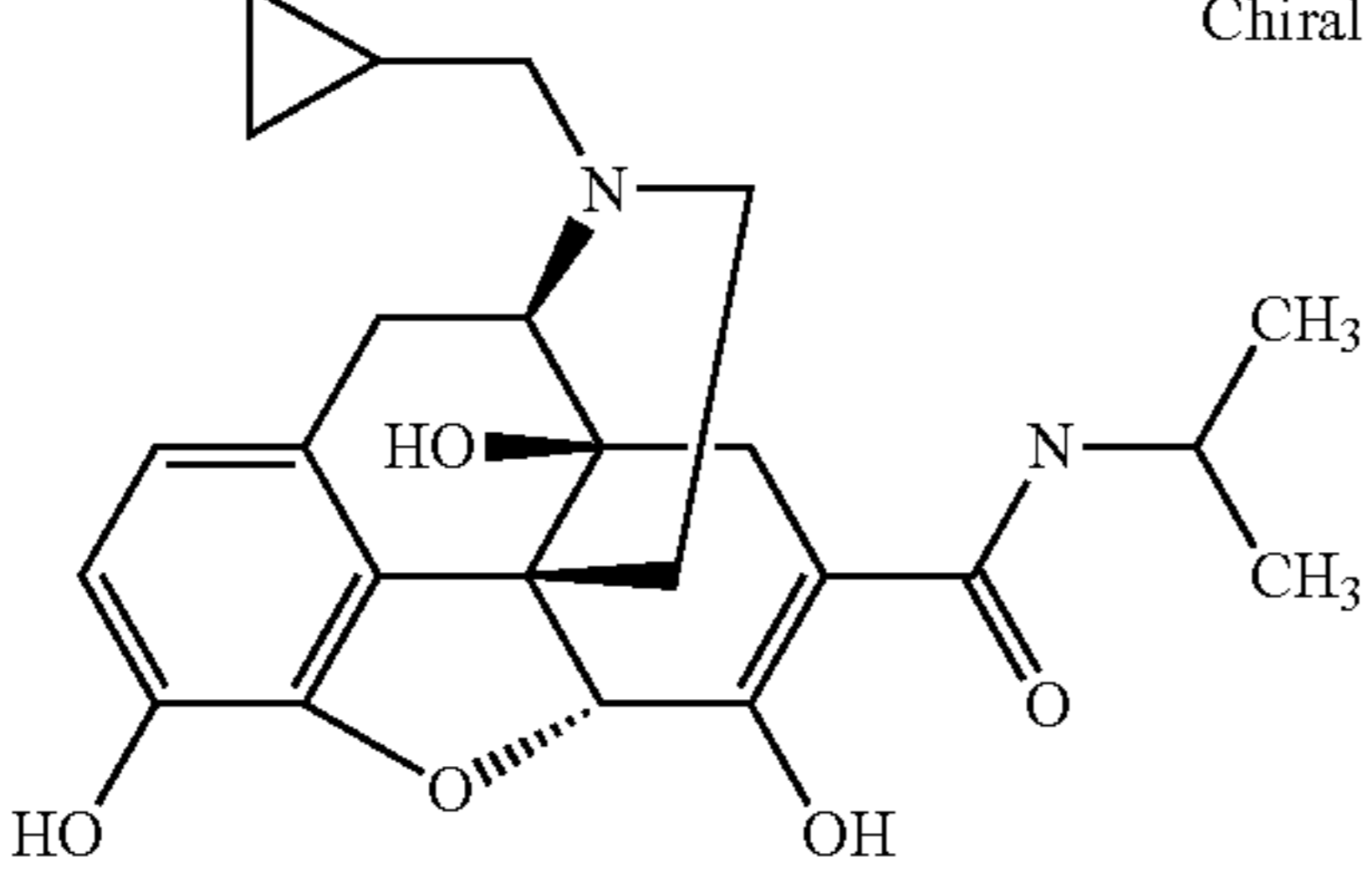
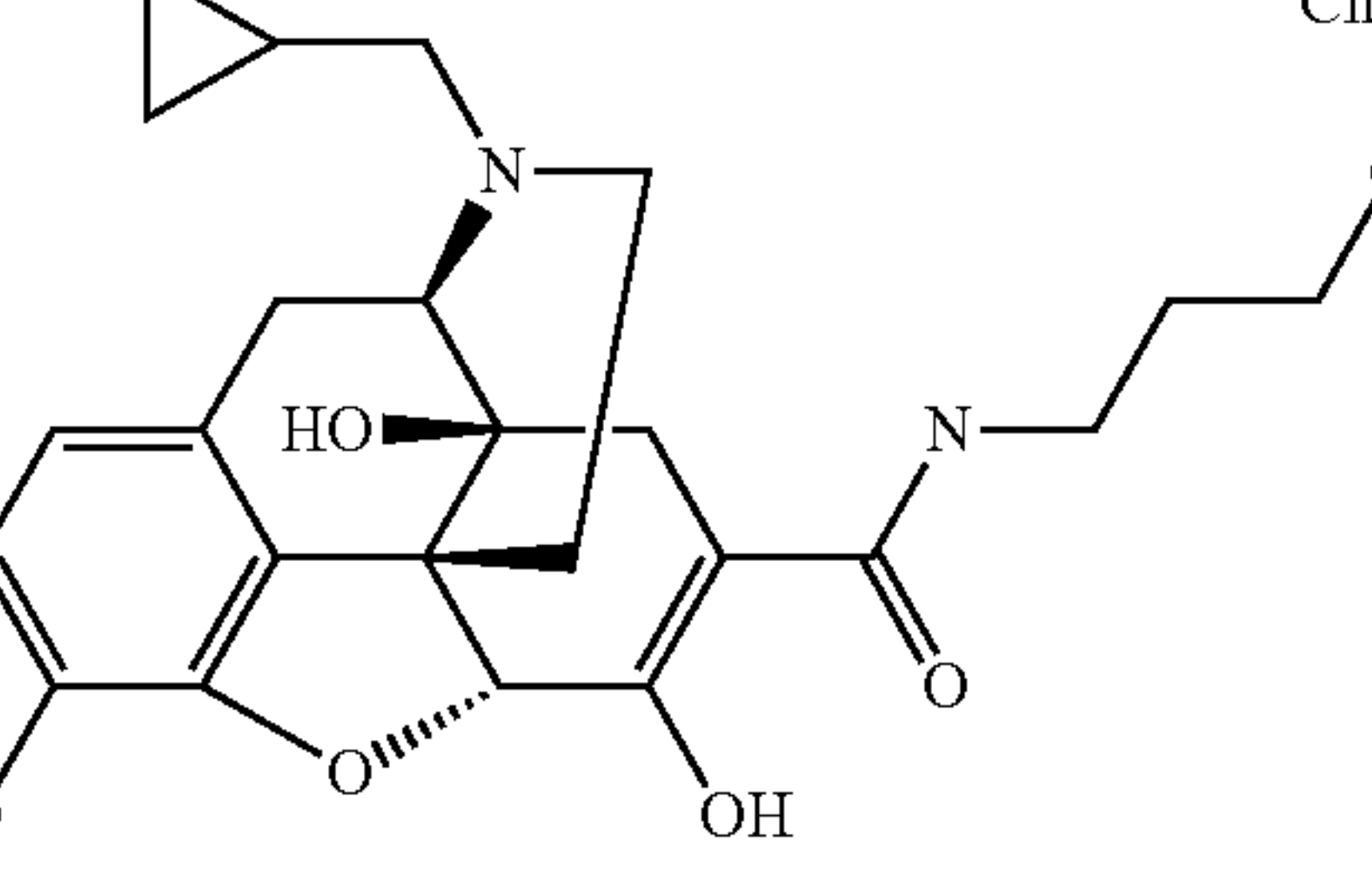
Compound No.	Chemical structure	NMR ( <sup>1</sup> H-NMR (d <sub>6</sub> -DMSO) δ)
I-1	 <p>Chiral</p>	0.10-0.25 (m, 2H), 0.50-0.60 (m, 2H), 1.87 (m, 1H), 1.13 (t, J = 7.2 Hz, 3H), 1.68 (d, J = 11.4 Hz, 1H), 2.20-2.80 (m, 7H), 3.00-3.35 (m, 5H), 4.94 (s, 1H), 5.40 (m, 1H), 6.57 (d, J = 8.1 Hz, 1H), 6.72 (d, J = 8.1 Hz, 1H), 14.20 (br s, 1H)
I-2	 <p>Chiral</p>	0.10-0.20 (m, 2H), 0.40-0.60 (m, 2H), 0.85 (m, 1H), 1.41 (d, J = 11.4 Hz, 1H), 1.90-3.40 (m, 14H), 4.71 (s, 1H), 4.73 (br s, 1H), 6.50 (d, J = 8.1 Hz, 1H), 6.55 (d, J = 8.1 Hz, 1H), 7.77 (br s, 1H)
I-3	 <p>Chiral</p>	(CDCl <sub>3</sub> ) 0.10-0.25 (m, 2H), 0.50-0.62 (m, 2H), 0.81-0.98 (m, 4H), 1.24-1.74 (m, 6H), 2.21-2.77 (m, 7H), 3.05-3.30 (m, 5H), 4.93 (s, 1H), 5.40 (br t, 1H), 6.57 (d, J = 8.7 Hz, 1H), 14.21 (s, 1H).
I-4	 <p>Chiral</p>	0.12-0.15 (m, 2H), 0.44-0.53 (m, 2H), 0.83 (m, 1H), 1.02 (d, 3H, J = 6.6 Hz), 1.08 (d, 3H, J = 6.6 Hz), 1.41 (d, 1H, J = 11.4 Hz), 1.85 (d, 1H, J = 15.6 Hz), 2.04-2.62 (m, 8H), 3.04 (d, 1H, J = 18.6 Hz), 3.24 (m, 1H), 3.96 (m, 1H), 4.71 (s, 1H), 4.74 (s, 1H), 6.51 (d, 1H, J = 8.4 Hz), 6.56 (d, 1H, J = 8.4 Hz), 7.40 (br d, 1H, J = 7.2 Hz), 9.16 (s, 1H), 14.50 (s,
I-5	 <p>Chiral</p>	0.10-0.25 (m, 2H), 0.50-0.62 (m, 2H), 0.85 (m, 1H), 1.40-1.60 (m, 4H), 1.83-3.20 (m, 11H), 4.41 (br s, 1H), 4.72 (s, 1H), 4.74 (s, 1H), 6.51 (d, J = 8.7 Hz), 6.56 (d, J = 8.7 Hz, 1H), 7.70 (s, 1H), 9.15 (br s, 1H), 14.42 (s, 1H).

TABLE 9-continued

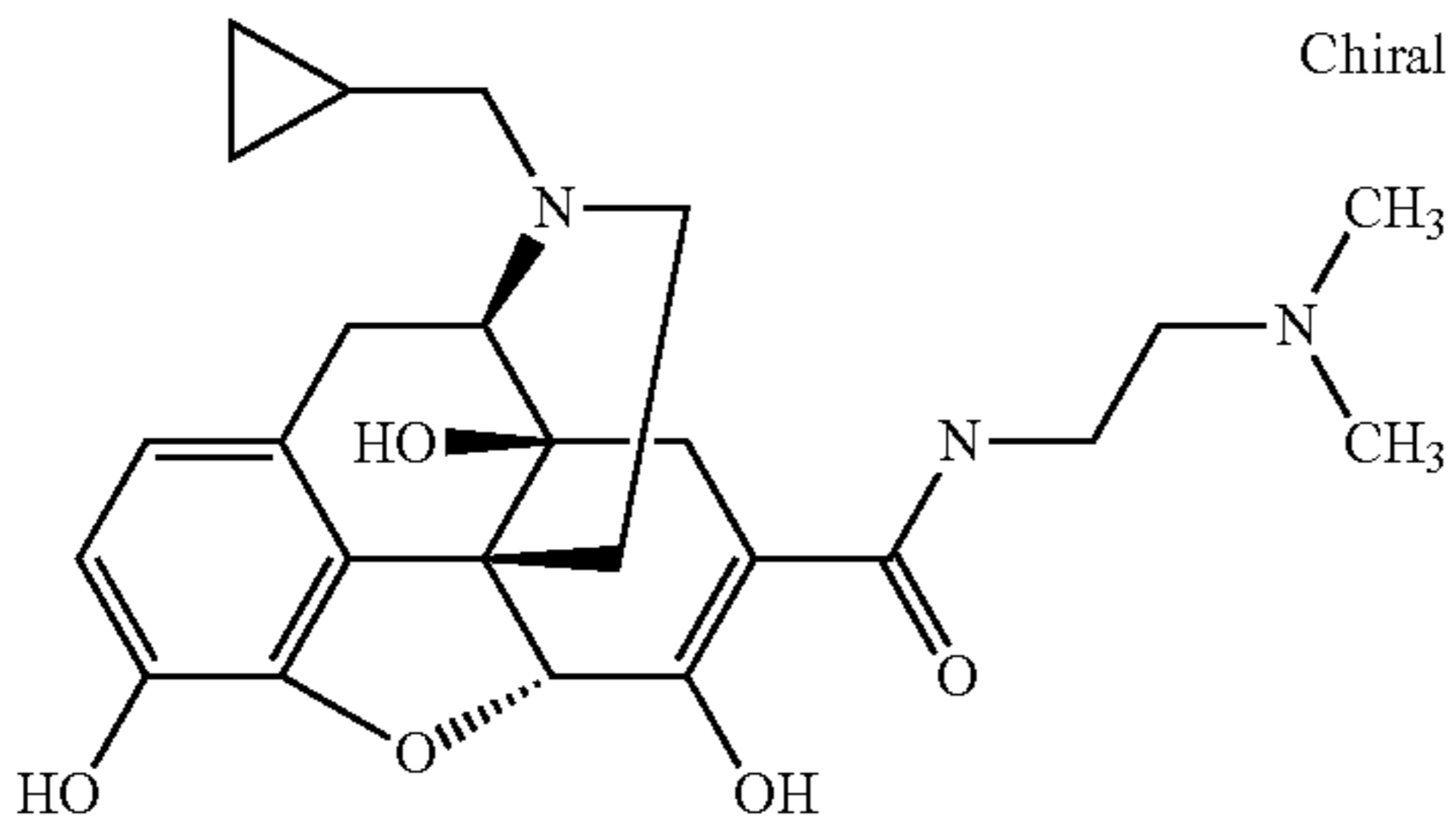
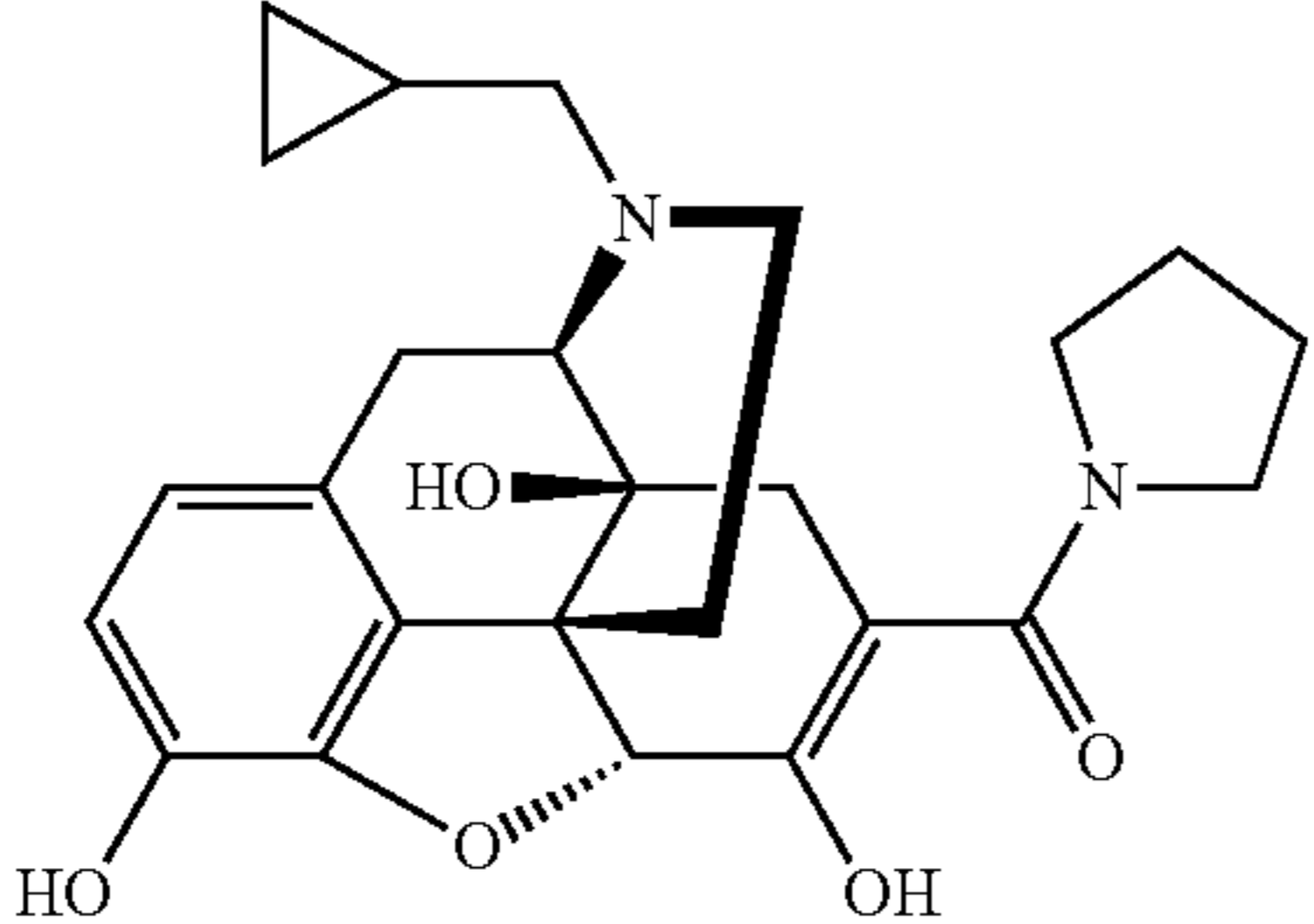
Compound No.	Chemical structure	NMR (1H-NMR (d6-DMSO) $\delta$ )
I-6	 <p>Chiral</p>	0.10-0.25 (m, 2H), 0.50-0.62 (m, 2H), 0.85 (m, 1H), 1.42 (d, J = 11.7 Hz, 1H), 1.83-2.64 (m, 10H), 2.10 (s, 6H), 3.00-3.18 (m, 3H), 4.72 (s, 1H), 4.74 (s, 1H), 6.51 (d, J = 8.7 Hz), 6.56 (d, J = 8.7 Hz, 1H), 7.65 (s, 1H), 9.10 (br s, 1H).
I-7		0.10-0.25 (m, 2H), 0.50-0.60 (m, 2H), 1.90 (m, 1H), 1.57 (dd, J = 2.4, 12.6 Hz, 2H), 1.85-2.80 (m, 10H), 3.00-3.25 (m, 3H), 3.35-3.60 (m, 3H), 4.20 (m, 1H), 4.76 (br s, 1H), 5.85 (br s, 1H), 6.58 (d, J = 8.1 Hz, 1H), 6.70 (d, J = 8.1 Hz, 1H)

TABLE 10

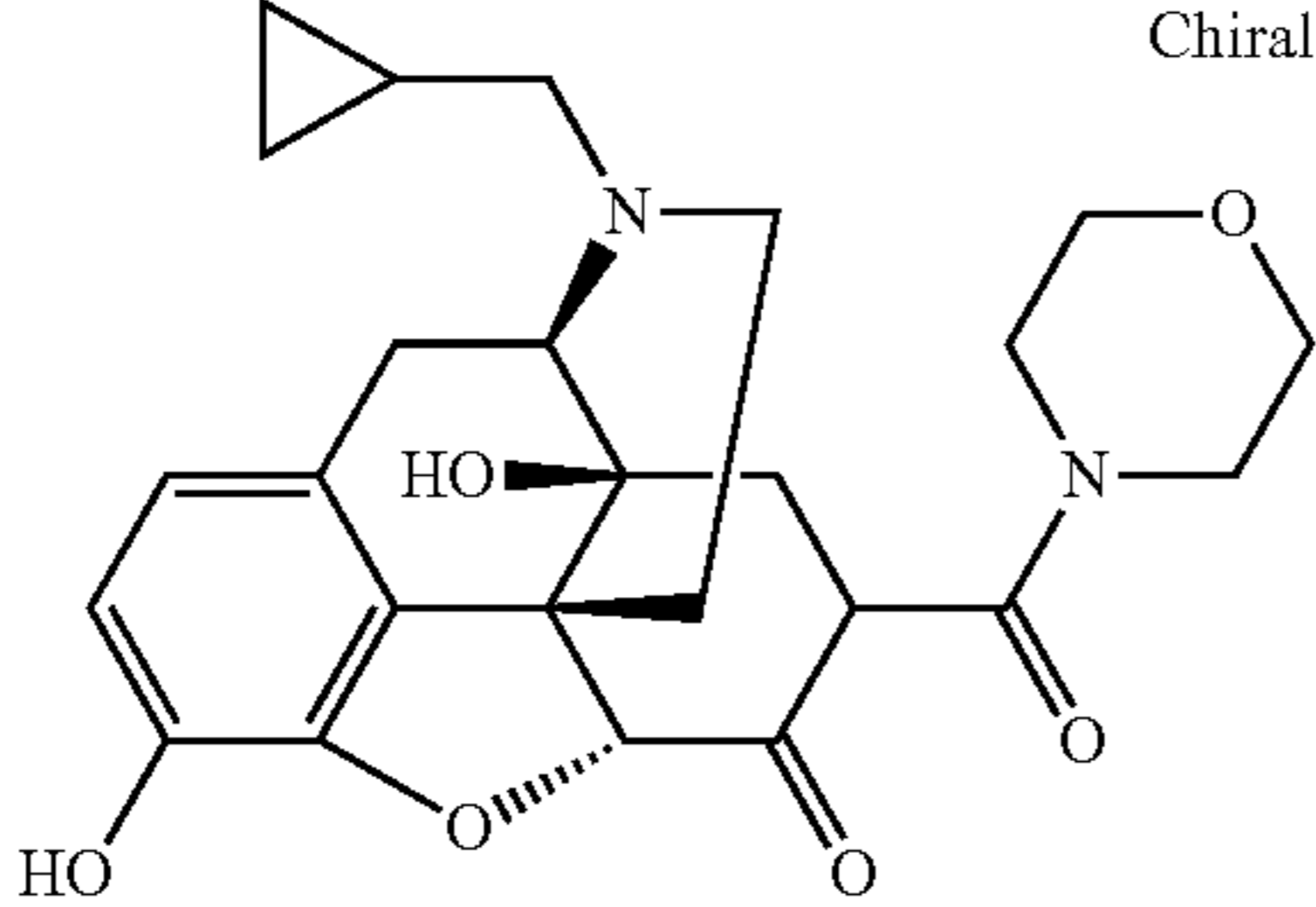
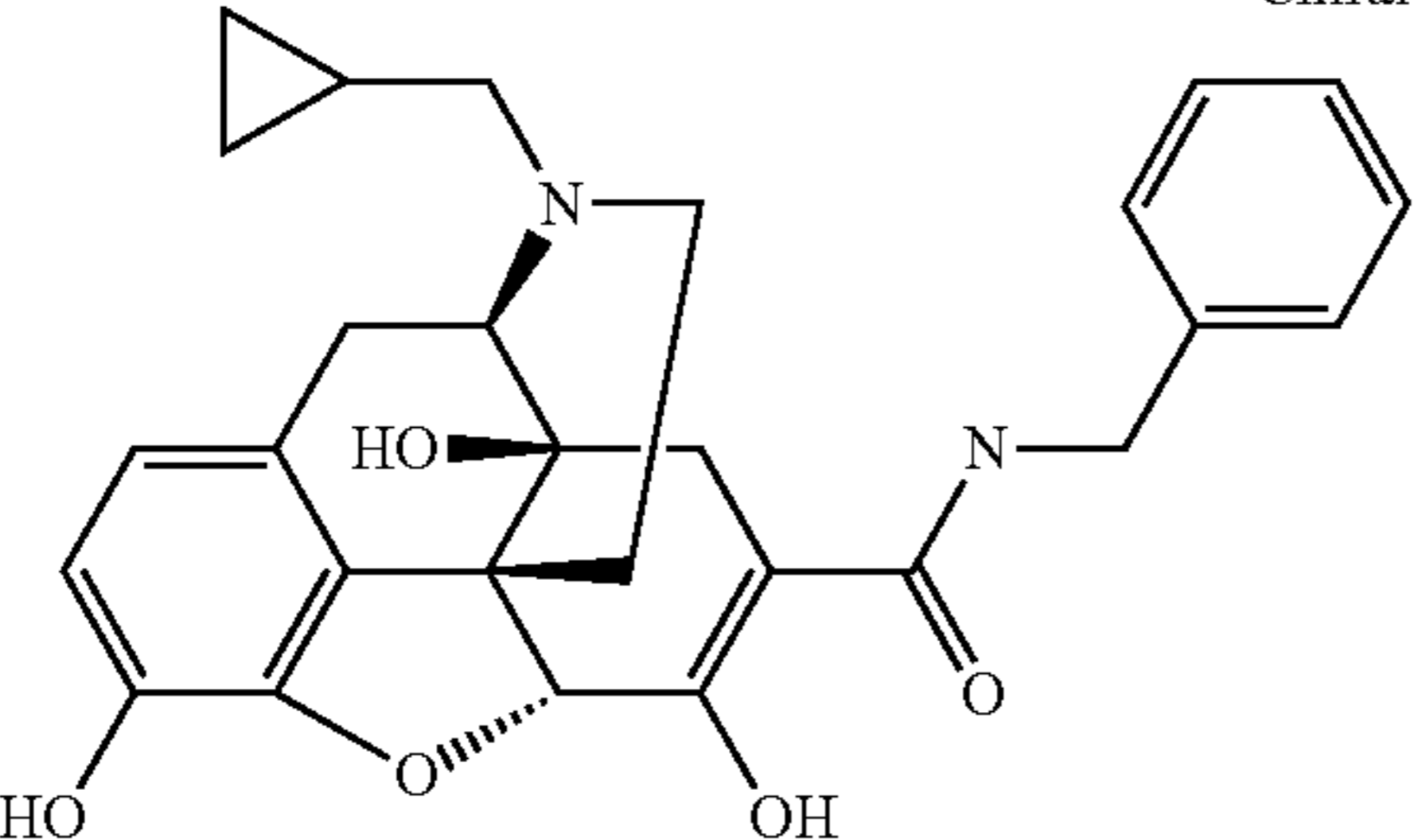
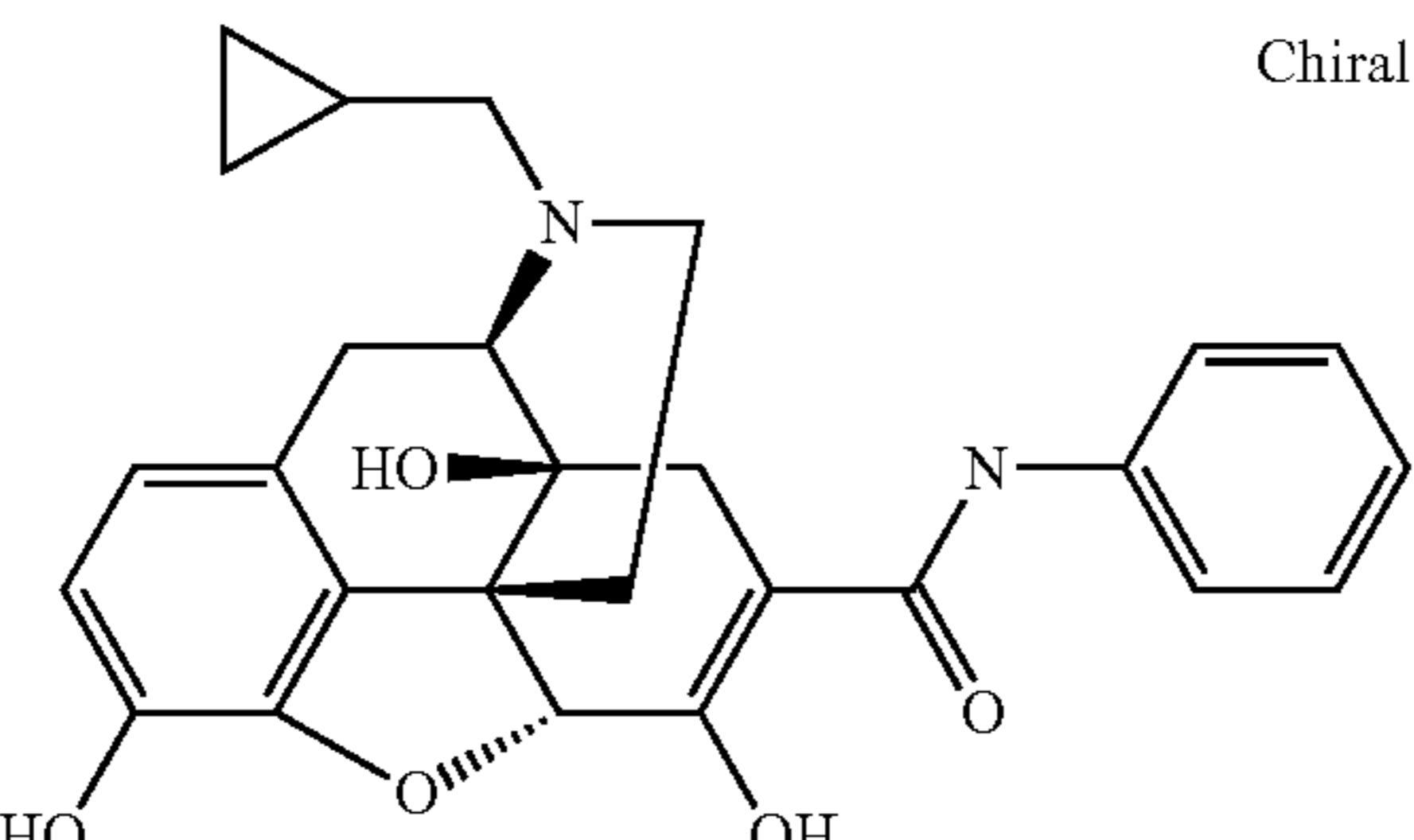
Compound No.	Chemical structure	NMR (1H-NMR (d6-DMSO) $\delta$ )
I-8	 <p>Chiral</p>	0.10-0.20 (m, 2H), 0.45-0.68 (m, 2H), 1.88 (m, 1H), 1.35 (d, J = 11.4 Hz, 1H), 1.65-2.20 (m, 4H), 2.30-3.60 (m, 13H), 4.29 (dd, J = 4.8, 12.6 Hz, 1H), 5.08 (s, 1H), 5.23 (br s, 1H), 6.53 (d, J = 8.1 Hz, 1H), 6.57 (d, J = 8.1 Hz, 1H), 9.25 (br s, 1H)
I-9	 <p>Chiral</p>	(CDCl <sub>3</sub> ) 0.10-0.25 (m, 2H), 0.50-0.62 (m, 2H), 0.85 (m, 1H), 1.62-2.77 (m, 6H), 3.07 (d, J = 18.6 Hz, 1H), 3.23 (d, J = 7.2 Hz, 1H), 4.42 (d, J = 5.4 Hz, 2H), 4.93 (s, 1H), 5.66 (br s, 1H), 6.55 (d, J = 8.7 Hz), 6.72 (d, J = 8.7 Hz, 1H), 7.22-7.39 (m, 5H), 14.15 (s, 1H).
I-10	 <p>Chiral</p>	0.10-0.24 (m, 2H), 0.45-0.60 (m, 2H), 0.89 (m, 1H), 1.45 (d, J = 11.1 Hz, 1H), 1.70-3.40 (m, 10H), 4.78 (s, 1H), 4.82 (s, 1H), 6.54 (d, J = 8.4 Hz, 1H), 6.58 (d, J = 8.4 Hz, 1H), 7.05 (m, 1H), 7.29 (t, J = 7.8 Hz, 2H), 7.51 (d, J = 8.7 Hz, 2H), 9.14 (s, 1H), 9.24 (br s, 1H), 13.90 (br s, 1H)

TABLE 10-continued

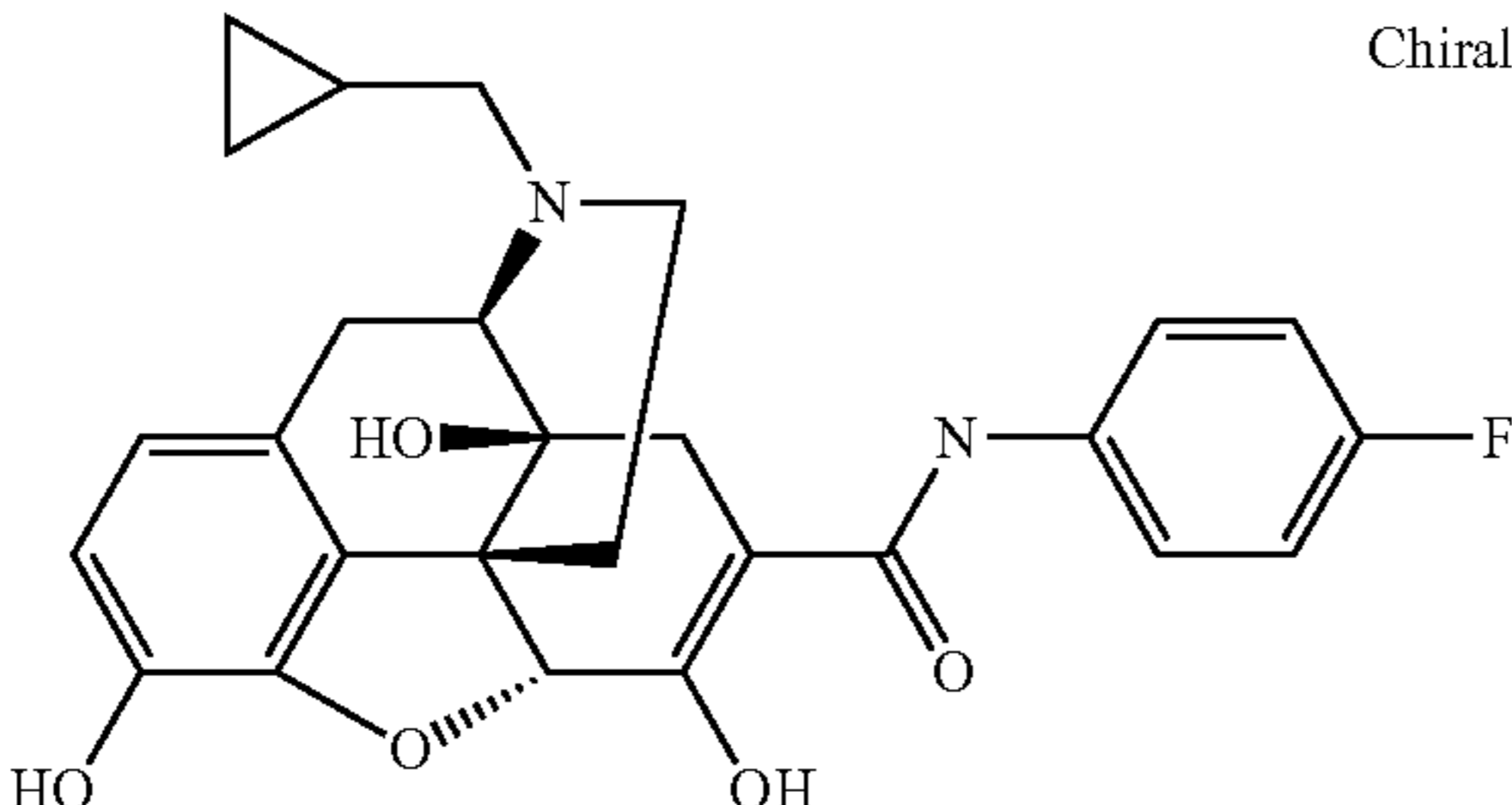
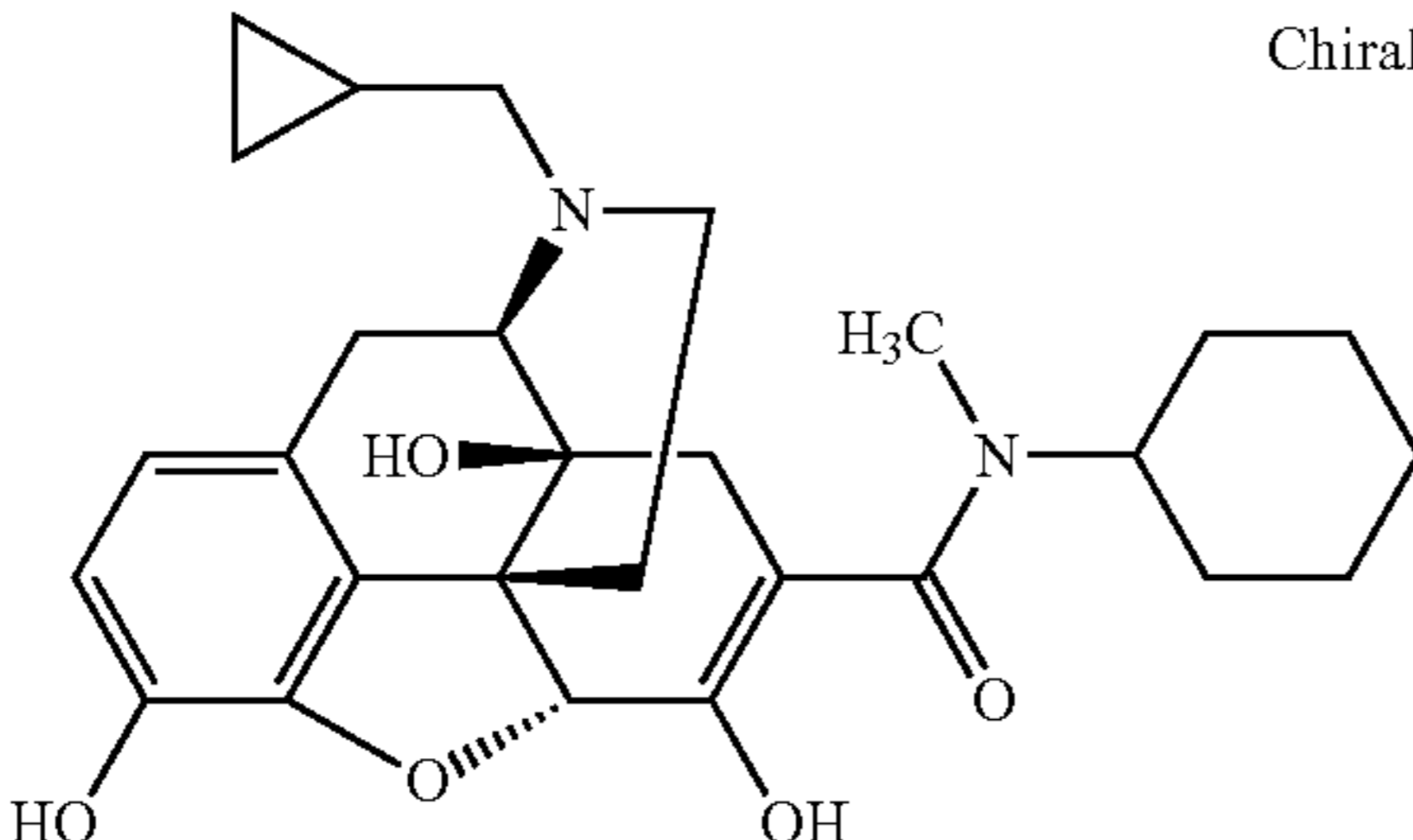
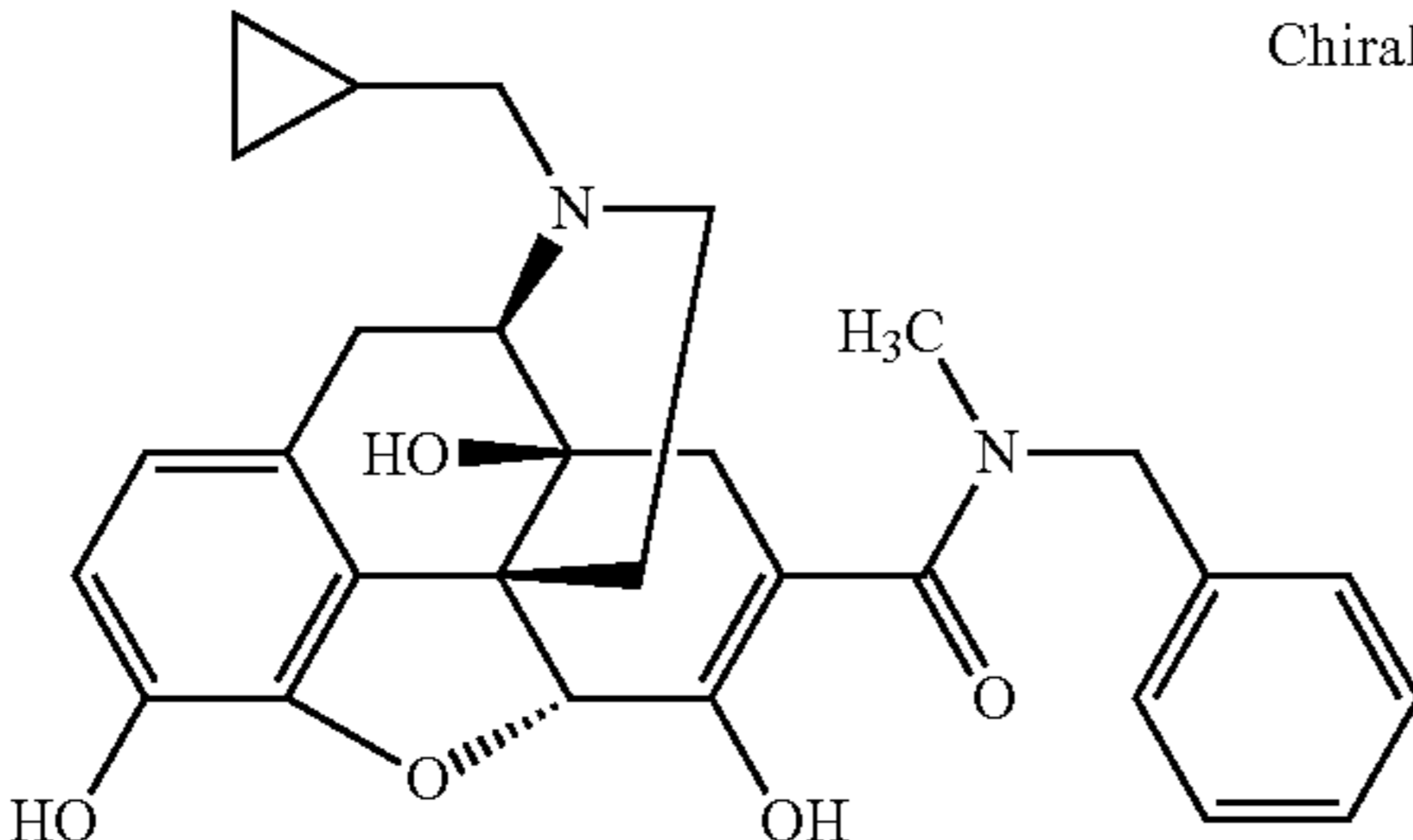
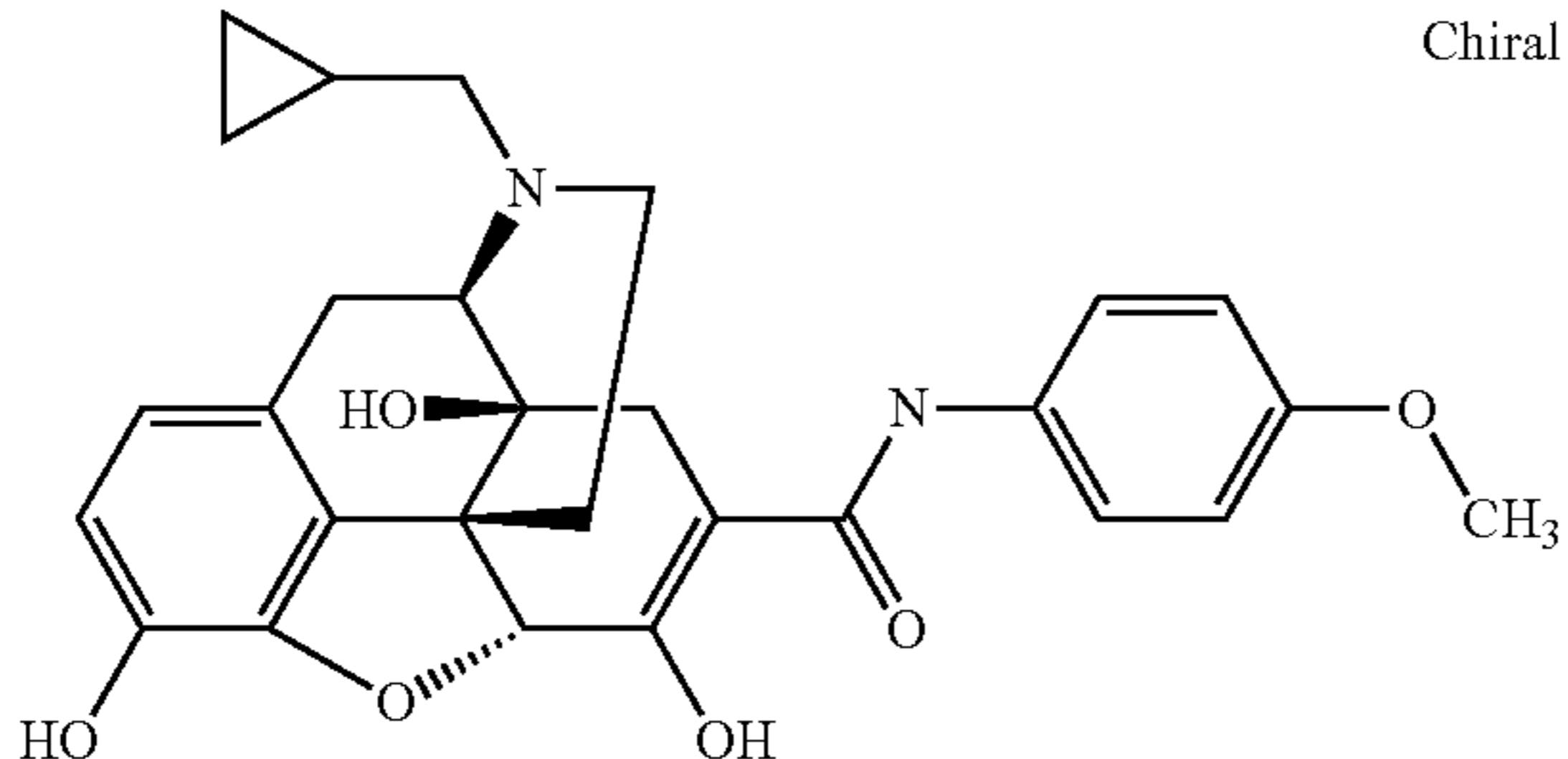
Compound No.	Chemical structure	NMR (1H-NMR (d6-DMSO) $\delta$ )
I-11		Chiral 0.10-0.22 (m, 2H), 0.44-0.58 (m, 2H), 0.89 (m, 1H), 1.45 (d, J = 10.8 Hz, 1H), 1.75-3.40 (m, 10H), 4.78 (s, 1H), 4.83 (s, 1H), 6.53 (d, J = 8.1 Hz, 1H), 6.58 (d, J = 8.1 Hz, 1H), 7.13 (t, J = 8.7 Hz, 2H), 7.48-7.56 (m, 2H), 9.17 (s, 1H), 9.27 (br s, 1H), 13.90 (br s, 1H)
I-12		Chiral 0.10-0.18 (m, 2H), 0.52-0.60 (m, 2H), 0.80-0.98 (m, 2H), 0.98-3.21 (m, 26H), 4.41 (br s, 1H), 4.70 (d, J = 12.3 Hz, 1H), 6.55 (d, J = 8.1 Hz, 1H), 6.65 (d, J = 8.1 Hz, 1H)
I-13		Chiral 0.10-0.25 (m, 2H), 0.50-0.60 (m, 2H), 0.87 (m, 1H), 1.58 (d, J = 111.7 Hz, 1H), 2.05-2.50 (m, 6H), 2.55-2.90 (m, 5H), 3.00-3.30 (m, 2H), 4.42 (s, 1H), 4.81-4.87 (m, 2H), 5.55 (br s, 1H), 6.60 (d, J = 8.1 Hz, 1H), 6.72 (d, J = 8.1 Hz, 1H), 7.20-7.40 (m, 5H)
I-14		Chiral 0.10-0.22 (m, 2H), 0.45-0.60 (m, 2H), 0.90 (m, 1H), 1.45 (d, J = 10.8 Hz, 1H), 2.10-3.40 (m, 10H), 3.78 (s, 3H), 4.96 (s, 1H), 6.36 (br s, 1H), 6.59 (d, J = 8.1 Hz, 1H), 6.73 (d, J = 8.1 Hz, 1H), 6.84 (d, J = 9.0 Hz, 2H), 6.98 (br s, 1H), 7.29 (d, J = 9.0 Hz, 2H), 14.00 (br s, 1H)

TABLE 11

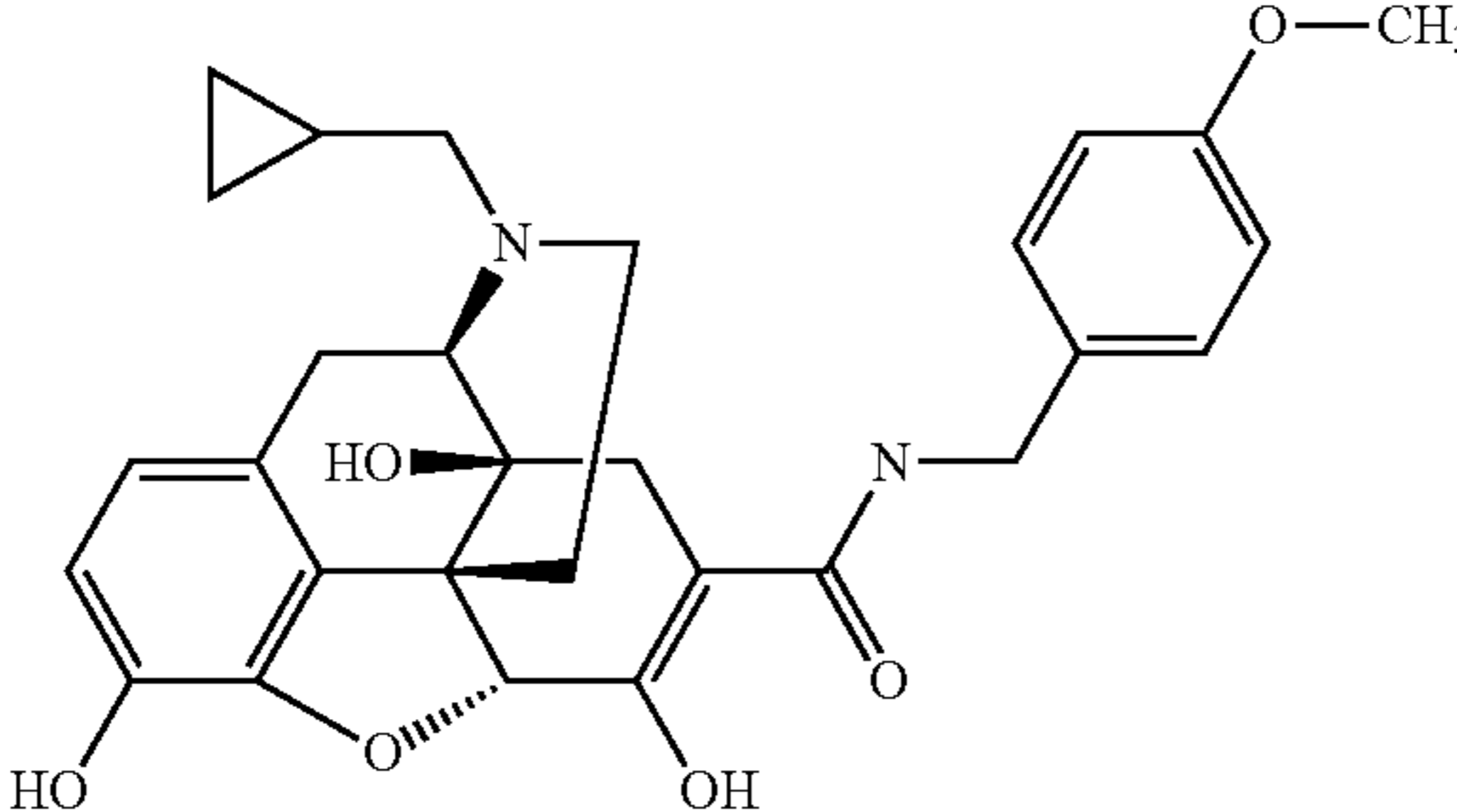
Compound No.	Chemical structure	NMR (1H-NMR (d6-DMSO) $\delta$ )
I-15		Chiral 0.05-0.20 (m, 2H), 0.45-0.60 (m, 2H), 0.88 (m, 1H), 1.45 (d, J = 10.8 Hz, 1H), 2.00-3.35 (m, 10H), 3.78 (s, 3H), 4.34 (d, J = 5.1 Hz, 2H), 4.91 (s, 1H), 5.61 (br s, 1H), 6.55 (d, J = 8.1 Hz, 1H), 6.71 (d, J = 8.1 Hz, 1H), 6.85 (d, J = 8.4 Hz, 2H), 7.19 (d, J = 8.4 Hz, 2H), 14.13 (br s, 1H)

TABLE 11-continued

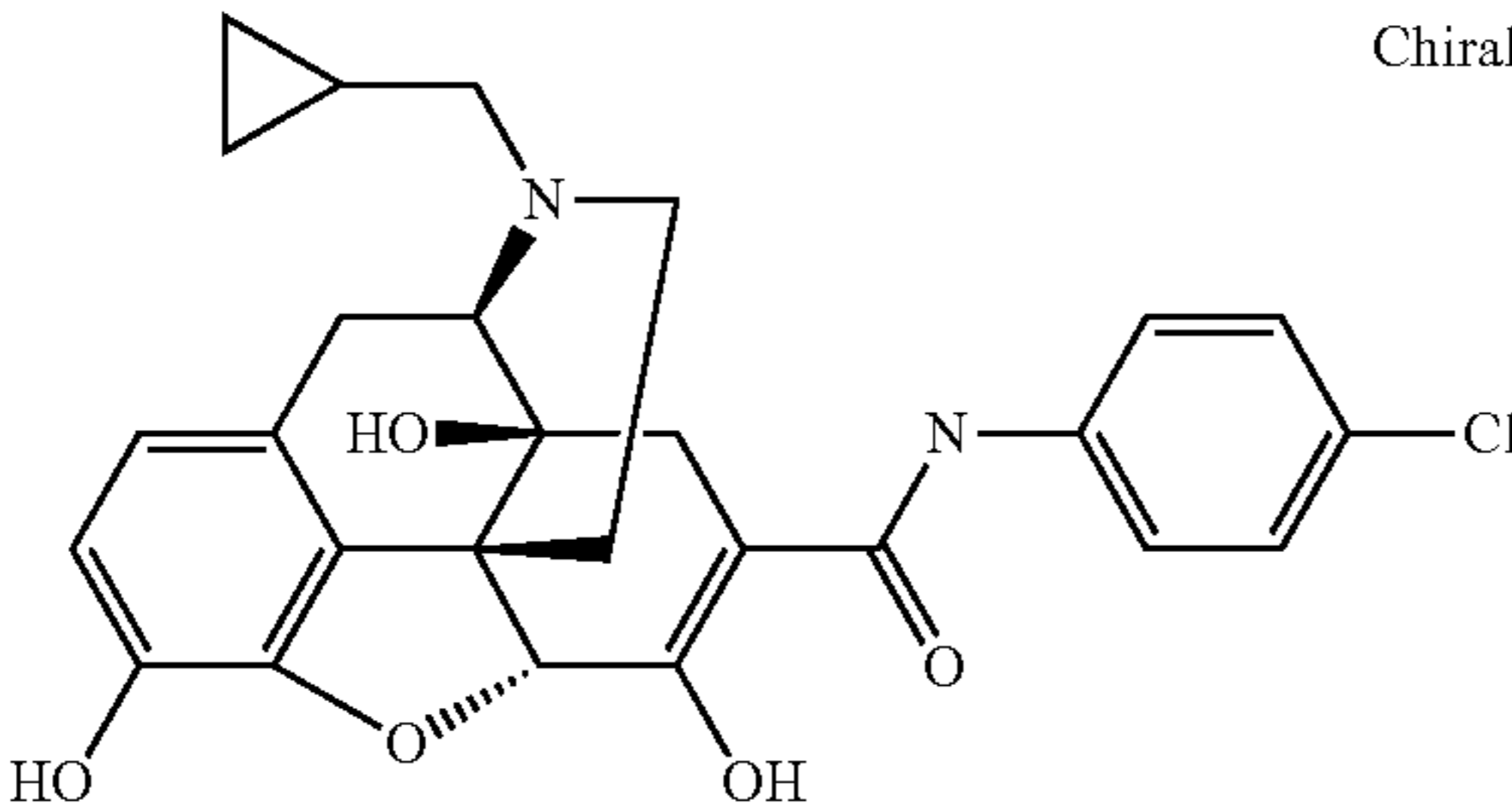
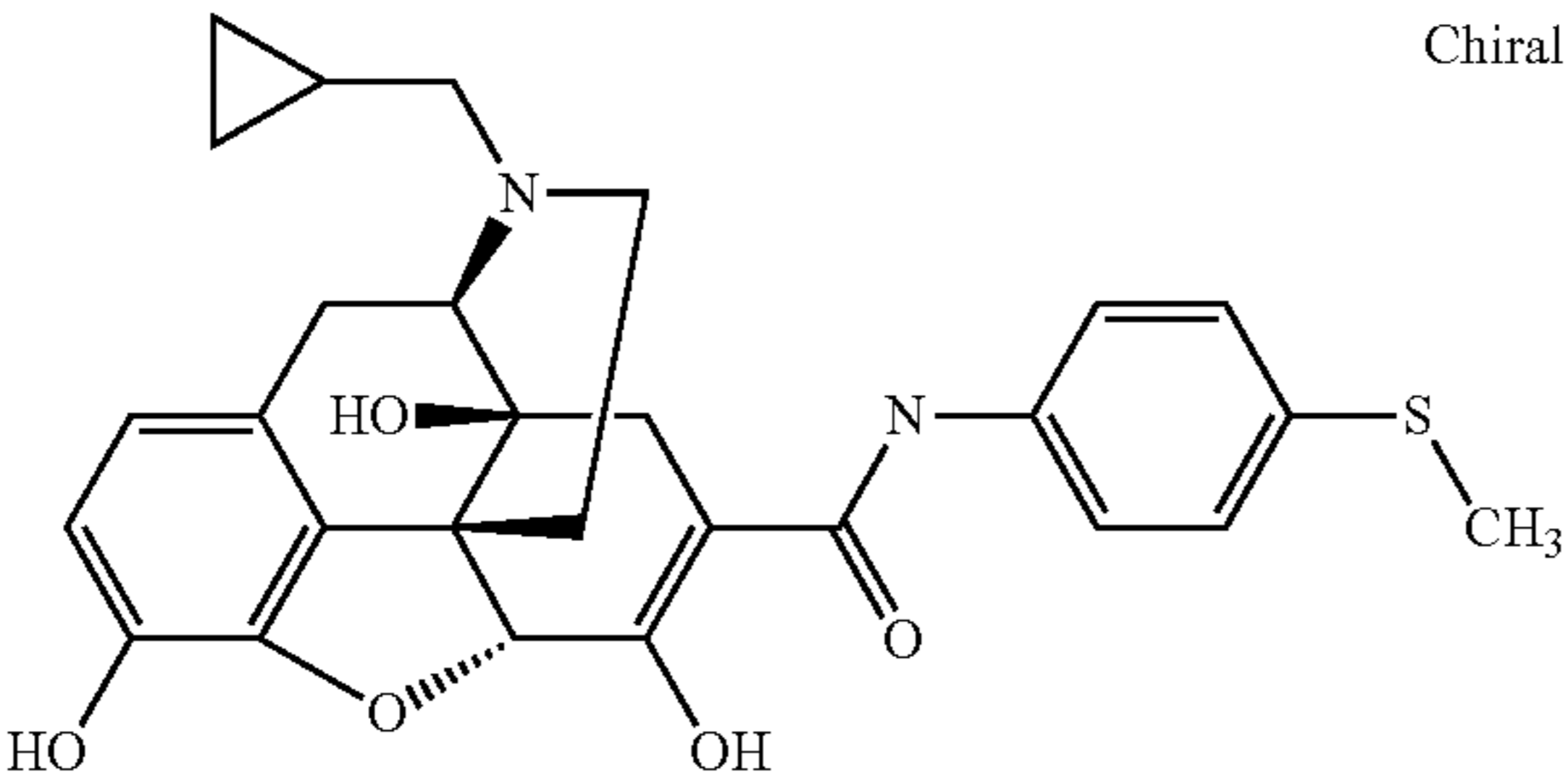
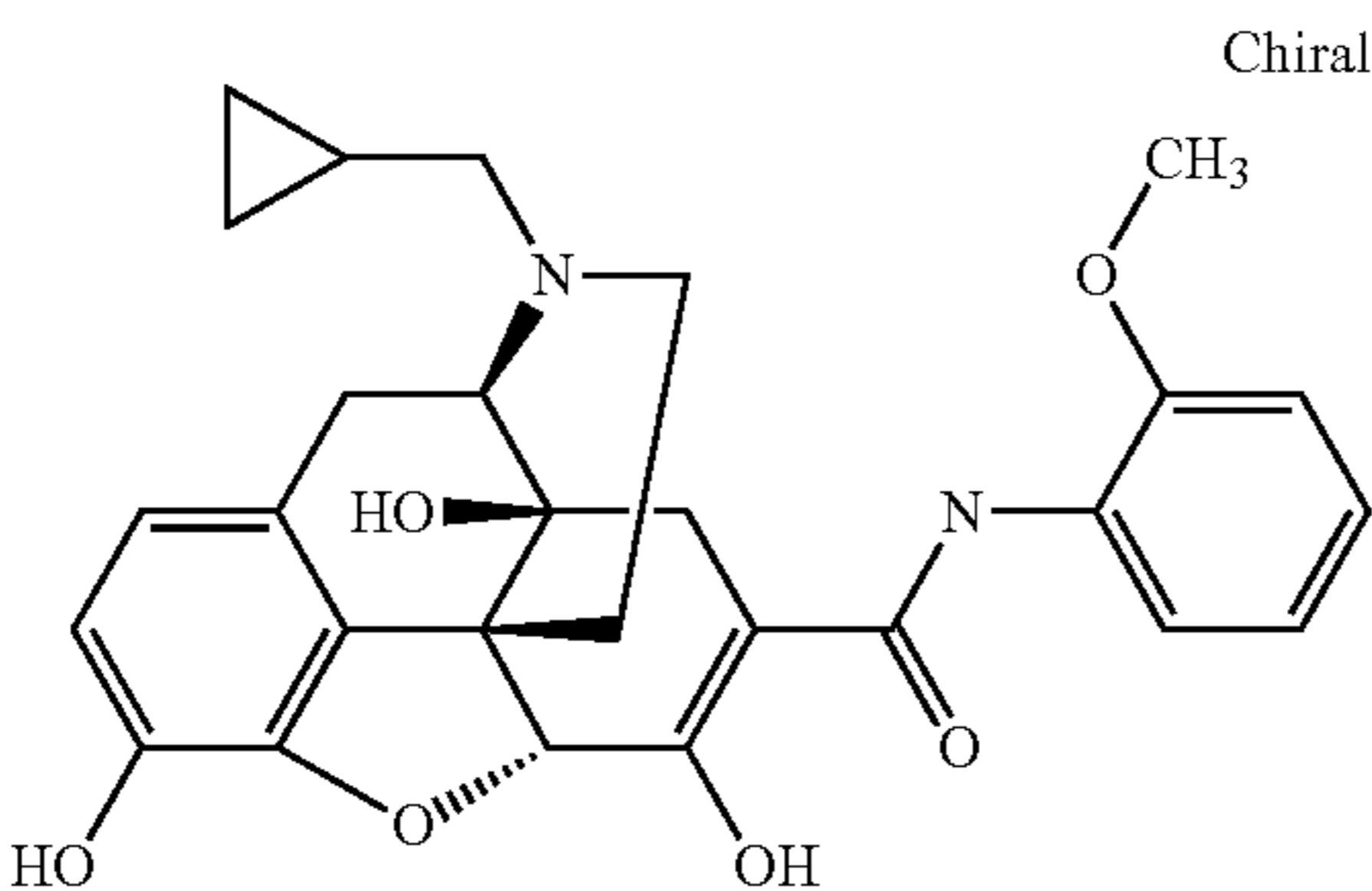
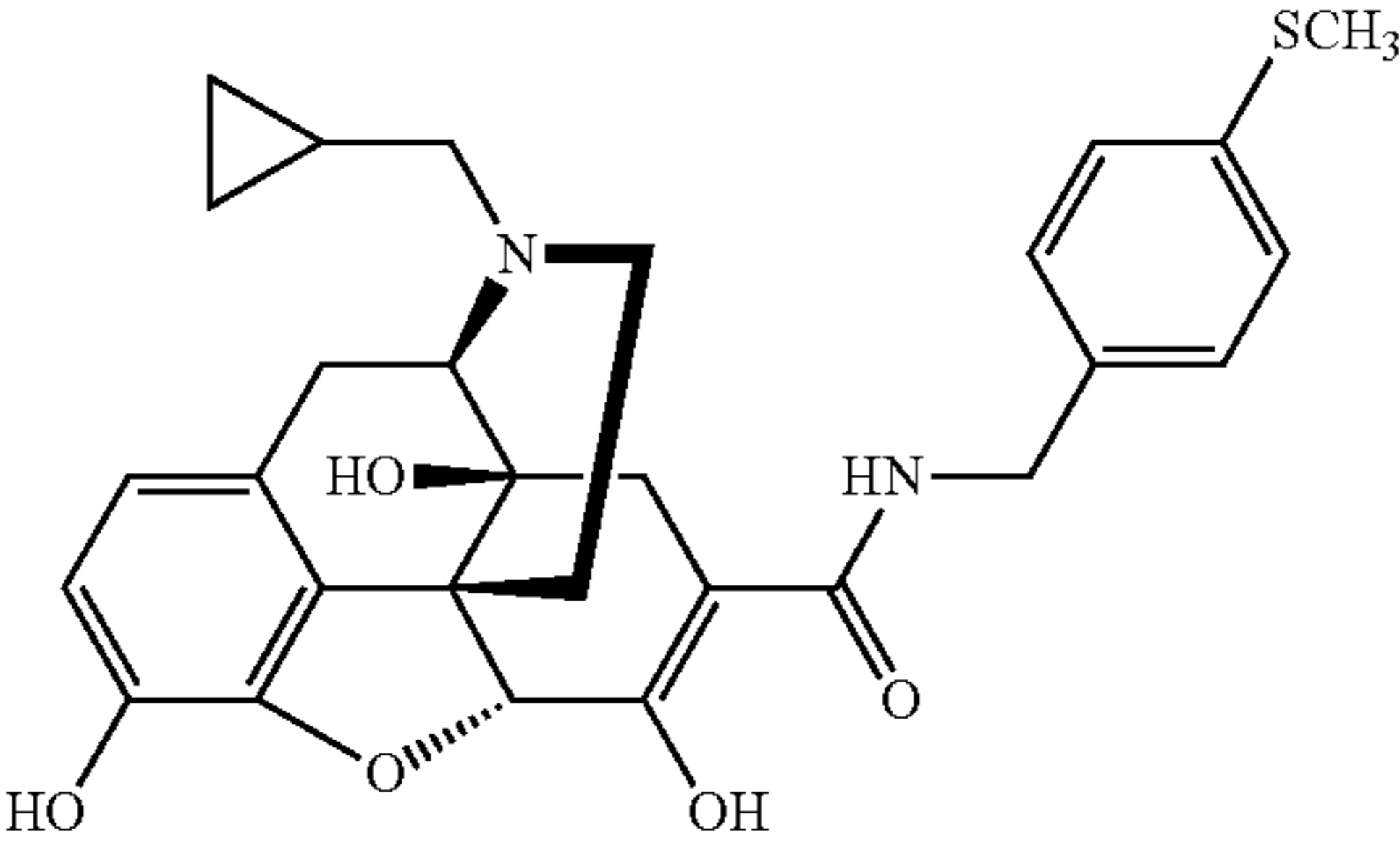
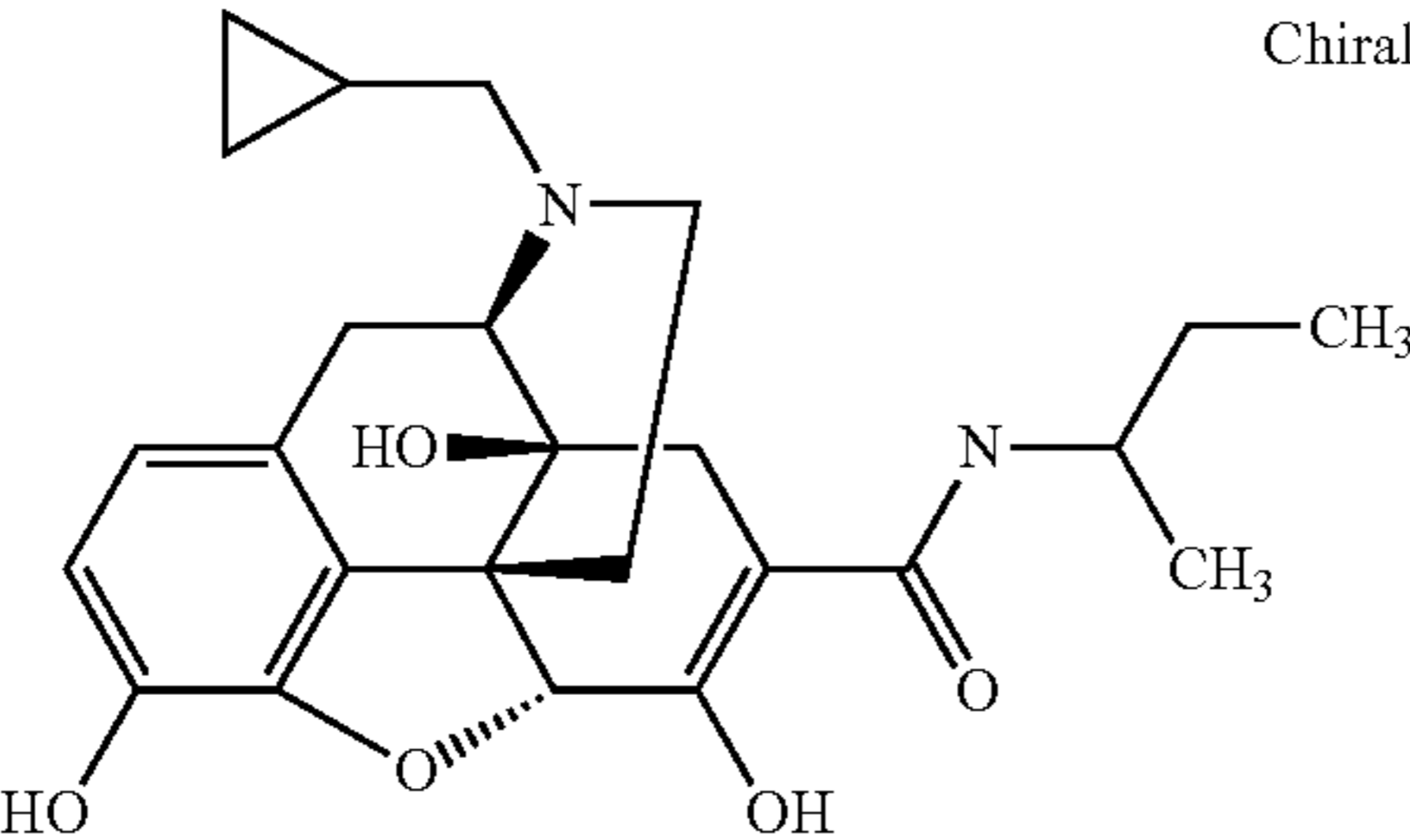
Compound No.	Chemical structure	NMR ( <sup>1</sup> H-NMR (d <sub>6</sub> -DMSO) δ)
I-16		Chiral 0.10-0.25 (m, 2H), 0.40-0.60 (m, 2H), 0.90 (m, 1H), 1.45 (d, J = 10.8 Hz, 1H), 1.70-3.40 (m, 10H), 4.77 (s, 1H), 4.84 (s, 1H), 6.53 (d, J = 8.1 Hz, 1H), 6.58 (d, J = 8.1 Hz, 1H), 7.30-7.38 (m, 2H), 7.53-7.60 (m, 2H), 9.17 (s, 1H), 9.28 (br s, 1H), 13.80 (br s, 1H)
I-17		Chiral 0.10-0.25 (m, 2H), 0.40-0.60 (m, 2H), 0.89 (m, 1H), 1.45 (d, J = 10.8 Hz, 1H), 1.70-3.40 (m, 13H), 4.77 (s, 1H), 4.82 (s, 1H), 6.53 (d, J = 8.1 Hz, 1H), 6.58 (d, J = 8.1 Hz, 1H), 7.20 (d, J = 8.7 Hz, 2H), 7.48 (d, J = 8.7 Hz, 2H), 9.17 (s, 1H), 9.27 (br s, 1), 13.90 (br s, 1H)
I-18		Chiral 0.10-0.25 (m, 2H), 0.40-0.60 (m, 2H), 0.89 (m, 1H), 1.45 (d, J = 10.8 Hz, 1H), 1.85-3.40 (m, 10H), 3.80 (s, 3H), 4.81 (br s, 2H), 6.52 (d, J = 8.1 Hz, 1H), 6.58 (d, J = 8.1 Hz, 1H), 6.87 (m, 1H), 6.98-7.10 (m, 2H), 7.82 (m, 1H), 9.19 (s, 1H), 9.70 (br s, 1H), 12.90 (br s, 1H)
I-19		
I-20		Chiral 0.12-0.14 (d, J = 4.5 Hz, 2H), 0.46-0.52 (t, J = 8.3 Hz, 2H), 0.71-0.85 (m, 4H), 0.98-1.06 (dd, J = 6.8, 17.3 Hz, 4H), 1.35-1.45 (m, 4H), 1.82-1.92 (m, 2H), 2.44-2.61 (m), 3.04 (d, J = 18.9 Hz, 1H), 3.19-3.24 (m, 1H), 3.71-3.82 (m, 1H), 4.71-4.76 (m, 2H), 6.50-6.57 (dd, J = 8.1, 14.4 Hz, 2H), 7.31-7.38 (m, 1H), 9.15 (br s, 1H), 14.52 (br s, 1H)



TABLE 11-continued

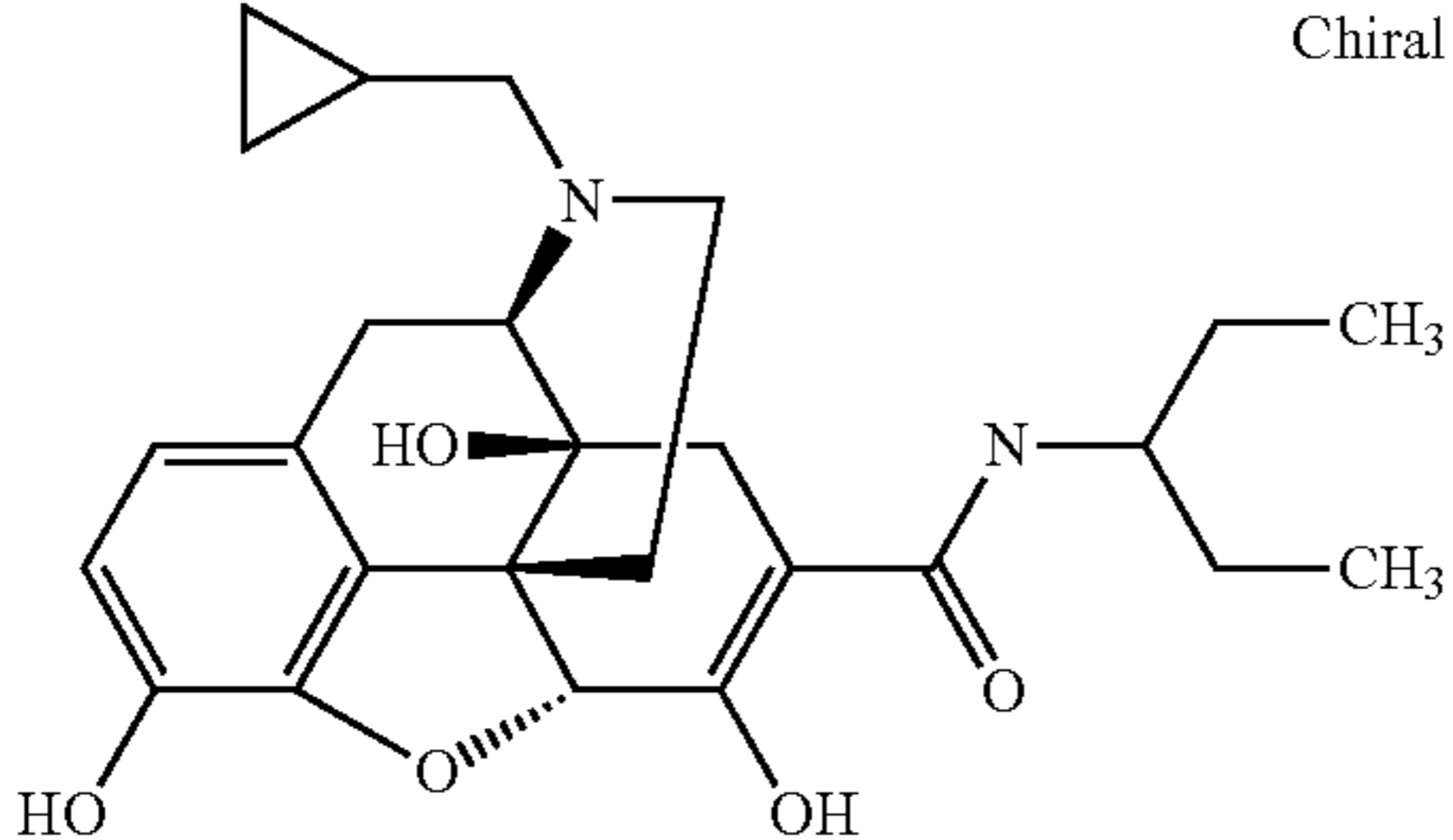
Compound No.	Chemical structure	NMR ( <sup>1</sup> H-NMR (d <sub>6</sub> -DMSO) δ)
I-21	 <p>Chiral</p>	0.12-0.14 (d, J = 4.2 Hz, 2H), 0.49 (t, J = 8.1 Hz, 2H), 0.69-0.86 (m, 6H), 1.32-1.47 (m, 5H), 1.88 (d, J = 15.3 Hz, 1H), 2.06-2.30 (m, 4H), 2.45-2.61 (m), 3.04 (d, J = 18.0 Hz, 1H), 3.19-3.24 (m, 1H), 4.71-4.75 (m, 2H), 6.05-6.58 (dd, J = 8.8, 14.4 Hz, 2H), 7.24 (d, J = 7.8 Hz, 1H), 9.15 (br s, 1H), 14.55 (br s, 1H)

TABLE 12

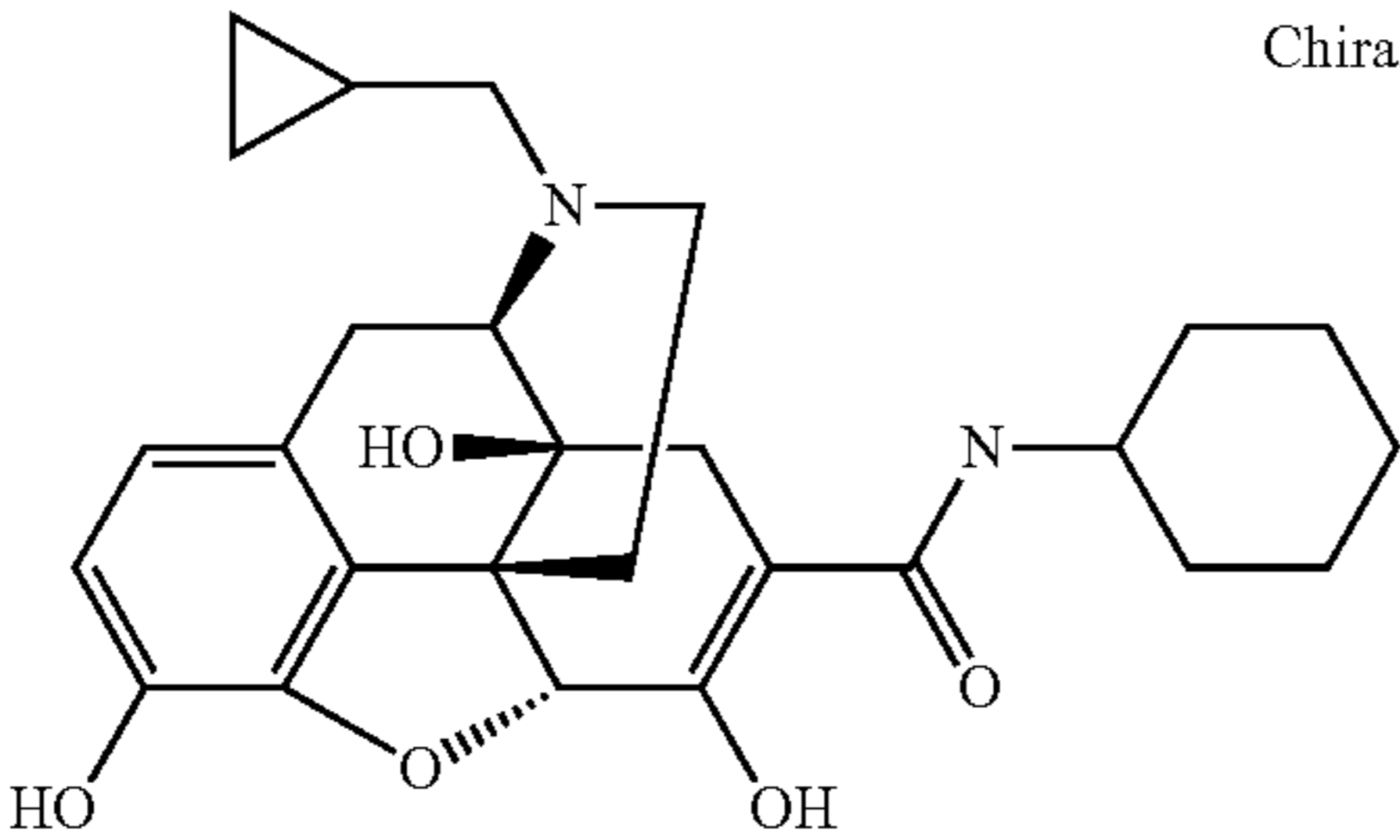
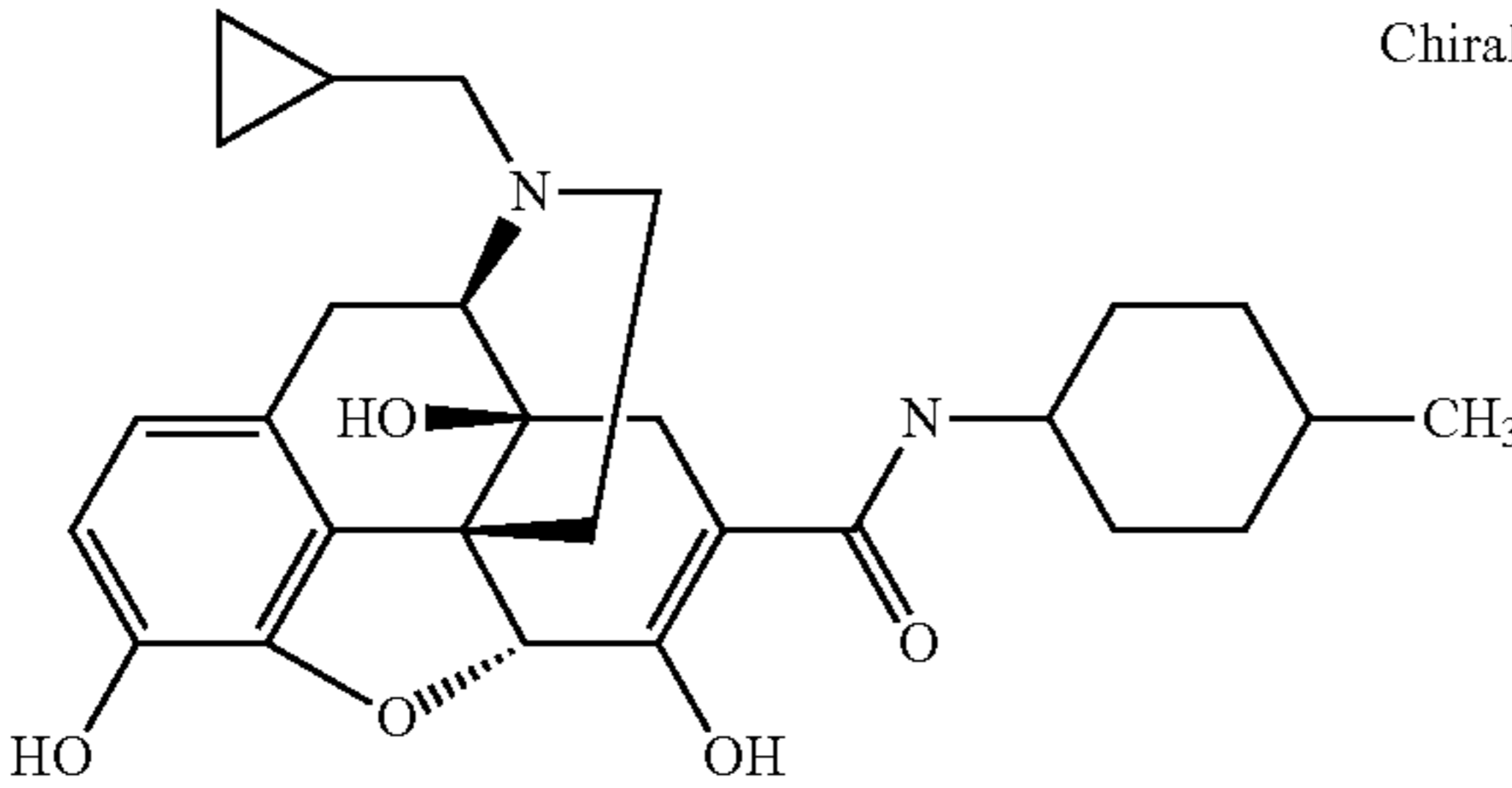
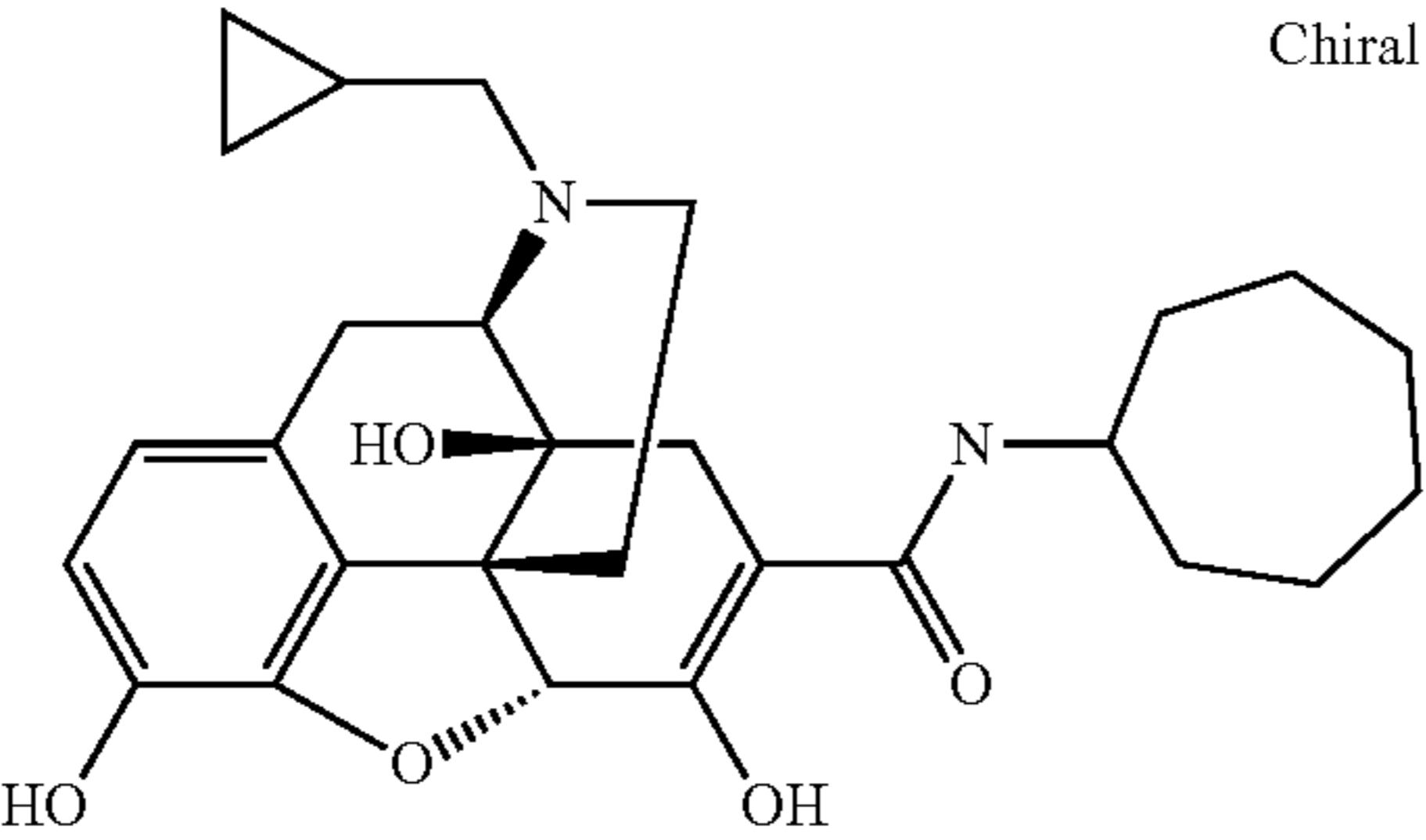
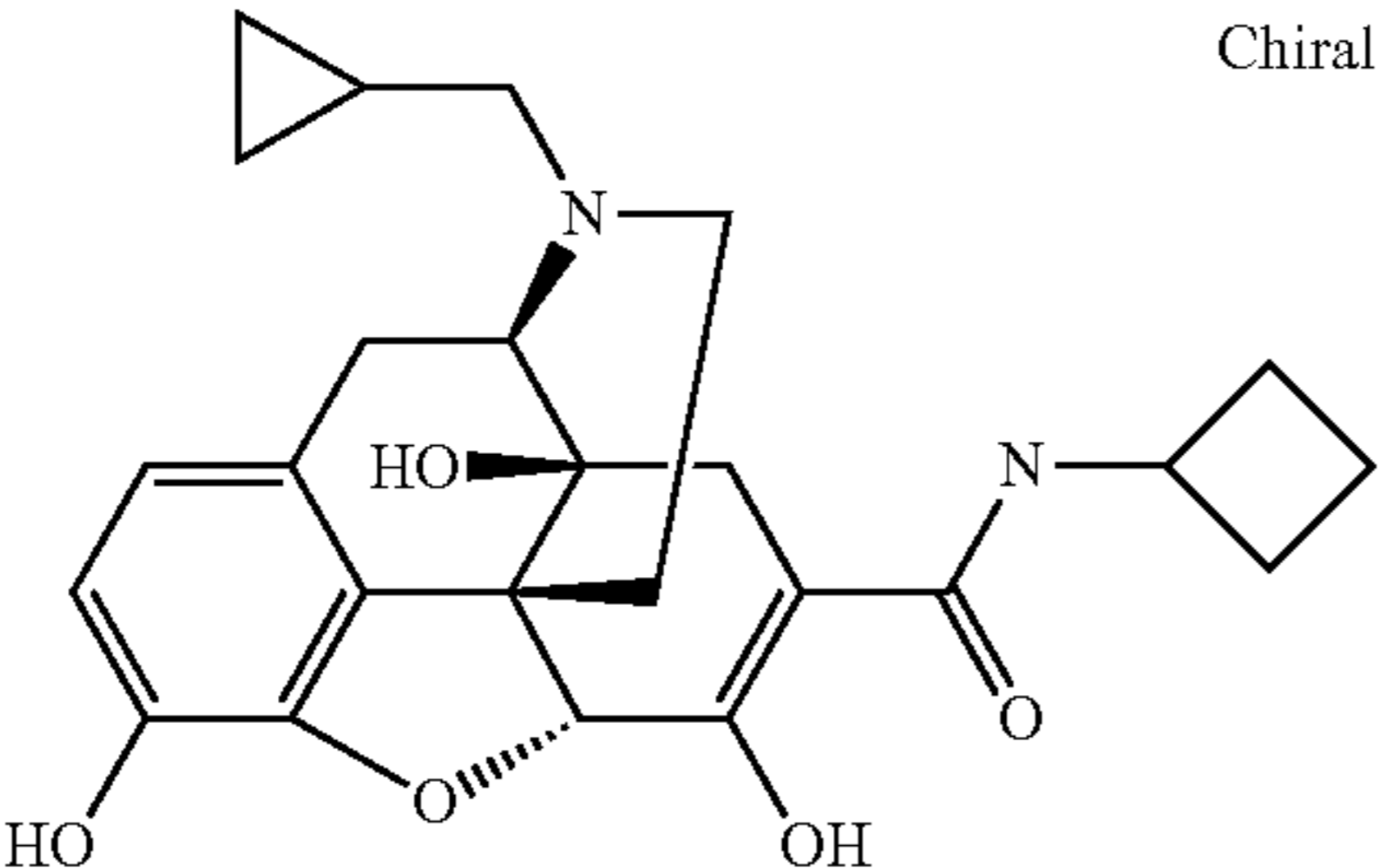
Compound No.	Chemical structure	NMR ( <sup>1</sup> H-NMR (d <sub>6</sub> -DMSO) δ)
I-22	 <p>Chiral</p>	0.12-0.14 (d, J = 4.5 Hz, 2H), 0.49 (t, J = 8.1 Hz, 2H), 0.85 (m, 1H), 1.06 (m, 1H), 1.16-1.28 (m, 4H), 1.39-1.43 (d, J = 11.4 Hz, 1H), 1.54-1.70 (m, 6H), 1.84-1.89 (d, J = 15.6 Hz, 1H), 2.08-2.60 (m, 6H), 3.00-3.07 (d, J = 18.6 Hz, 1H), 3.17-3.24 (m, 1H), 3.60 (br s, 1H), 4.71-4.76 (m, 2H), 6.49-6.57 (dd, J = 8.1, 14.7 Hz, 2H), 7.37 (d, J = 9.0 Hz, 1H), 9.13 (br s, 1H), 14.47 (br s, 1H)
I-23	 <p>Chiral</p>	0.12-0.14 (d, J = 4.5 Hz, 2H), 0.49 (t, J = 7.8 Hz, 2H), 0.83-0.92 (m, 4H), 1.19-1.70 (m, 9H), 1.83-1.93 (m, 1H), 2.06-2.61 (m, 9H), 3.01-3.07 (d, J = 18.3 Hz, 1H), 3.18-3.20 (d, J = 4.2 Hz, 1H), 3.67 (m, 1H), 4.71-4.76 (m, 2H), 6.52-6.55 (dd, J = 8.1, 14.4 Hz, 2H), 9.13 (br s, 1H), 14.48 (br s, 1H)
I-24	 <p>Chiral</p>	0.12-0.14 (d, J = 4.5 Hz, 2H), 0.49 (t, J = 8.0 Hz, 2H), 0.83-0.87 (m, 1H), 1.34-1.55 (m, 12H), 1.84-1.89 (d, J = 15.6 Hz, 1H), 2.09-2.60 (m, 9H), 3.00-3.07 (d, J = 18.3 Hz, 1H), 3.17-3.19 (d, J = 6.0 Hz, 1H), 3.78-3.81 (m, 1H), 4.71-4.76 (m, 2H), 6.49-6.57 (dd, J = 8.1, 14.7 Hz, 2H), 7.39 (d, J = 8.1 Hz, 1H), 9.13 (br s, 1H), 14.46 (br s, 1H)
I-25	 <p>Chiral</p>	0.13-0.14 (d, J = 4.5 Hz, 2H), 0.49 (t, J = 7.8 Hz, 2H), 0.85 (m, 1H), 1.39-1.43 (d, J = 11.1 Hz, 1H), 1.56-1.64 (m, 2H), 1.85-2.32 (m, 12H), 2.43-2.61 (m), 3.01-3.07 (d, J = 18.3 Hz, 1H), 3.18-3.20 (d, J = 6.0 Hz, 1H), 4.16-4.27 (m, 1H), 4.72-4.73 (m, 2H), 6.50-6.57 (dd, J = 8.1, 18.9 Hz, 2H), 7.77 (d, J = 7.5 Hz, 1H), 9.12 (br s, 1H), 14.41 (br s, 1H)

TABLE 12-continued

Compound No.	Chemical structure	NMR ( <sup>1</sup> H-NMR (d <sub>6</sub> -DMSO) δ)
I-26		Chiral 0.16-0.19 (m, 2H), 0.48-0.57 (m, 2H), 0.88 (m, 1H), 1.46 (d, J = 11.2 Hz, 1H), 1.92 (d, J = 15.6 Hz, 1H), 2.04-2.66 (m, 6H), 3.08 (d, J = 18.8 Hz, 1H), 3.17-3.40 (m, 6H), 3.24 (s, 3H), 4.77 (s, 1H), 6.55 (d, J = 8.0 Hz, 1H), 6.62 (d, J = 8.0 Hz, 1H), 7.76 (br t, 1H), 9.15 (s, 1H), 14.33 (s, 1H).
I-27		Chiral 0.16-0.19 (m, 2H), 0.48-0.57 (m, 2H), 0.90 (m, 1H), 1.10 (t, J = 6.8 Hz, 3H), 1.46 (d, J = 11.2 Hz, 1H), 1.92 (d, J = 15.6 Hz, 1H), 2.04-2.66 (m, 6H), 3.08 (d, J = 18.8 Hz, 1H), 3.17-3.46 (m, 8H)? 4.77 (s, 1H), 6.55 (d, J = 8.4 Hz, 1H), 6.62 (d, J = 8.0 Hz, 1H), 7.77 (br, 1H), 9.15 (s, 1H), 14.32 (s, 1H).
I-28		Chiral 0.16-0.17 (m, 2H), 0.50-0.63 (m, 2H), 0.89 (m, 1H), 1.46 (d, J = 12.0 Hz, 1H), 1.92 (d, J = 15.2 Hz, 1H), 2.06 (s, 3H), 2.06-2.70 (m, 6H), 3.08 (d, J = 18.4 Hz, 1H), 3.20-3.32 (m, 6H), 4.77 (s, 1H), 6.55 (d, J = 8.0 Hz, 1H), 6.62 (d, J = 8.0 Hz, 1H), 7.76 (brs, 1H), 9.16 (s, 1H), 14.31 (s, 1H).

TABLE 13

Compound No.	Chemical structure	NMR ( <sup>1</sup> H-NMR (d <sub>6</sub> -DMSO) δ)
I-29		Chiral 0.17-0.18 (m, 2H), 0.51-0.57 (m, 2H), 0.90 (m, 1H), 1.46 (d, J = 11.6 Hz, 1H), 1.93 (d, J = 16.0 Hz, 1H), 2.11-2.78 (m, 6H), 3.08 (d, J = 18.4 Hz, 1H), 3.21 (d, J = 6.0 Hz, 1H), 3.27-3.32 (m, 5H), 4.77 (s, 1H), 6.56 (d, J = 8.0 Hz, 1H), 6.61 (d, J = 8.0 Hz, 1H), 7.19-7.32 (m, 5H), 7.86 (br s, 1H), 9.16 (s, 1H), 14.38 (s, 1H).
I-30		Chiral 0.16-0.19 (m, 2H), 0.48-0.57 (m, 2H), 0.88 (m, 1H), 1.46 (d, J = 11.2 Hz, 1H), 1.94 (d, J = 15.6 Hz, 1H), 2.11-2.71 (m, 6H), 3.08 (d, J = 18.8 Hz, 1H), 3.49-3.51 (m, 2H), 3.96-4.405 (m, 2H), 4.79 (s, 1H), 6.56 (d, J = 8.0 Hz, 1H), 6.63 (d, J = 8.0 Hz, 1H), 6.94-6.97 (m, 3H), 7.27-7.34 (m, 2H), 7.94 (br, 1H), 9.17 (s, 1H), 14.28 (s, 1H).

TABLE 13-continued

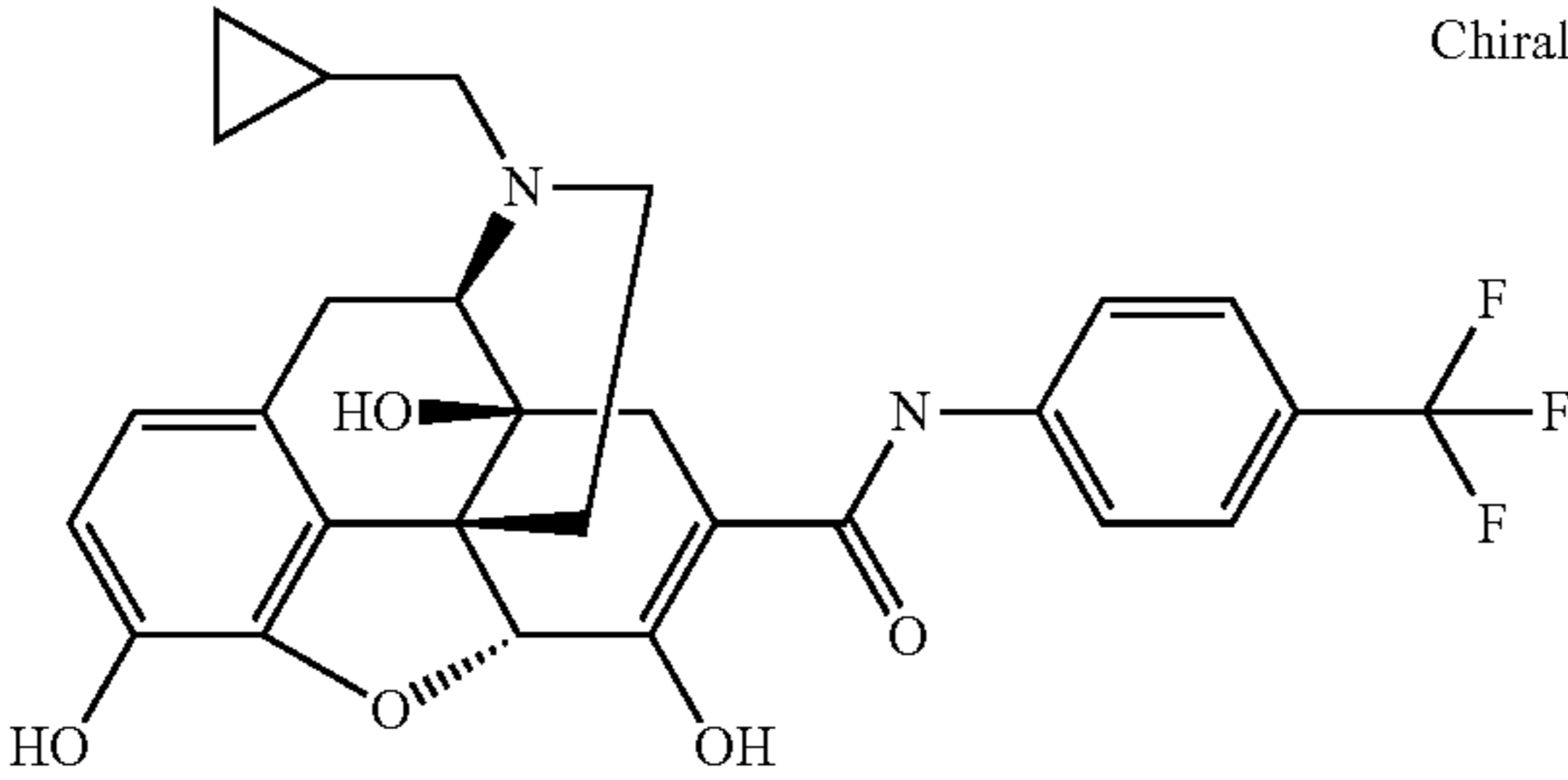
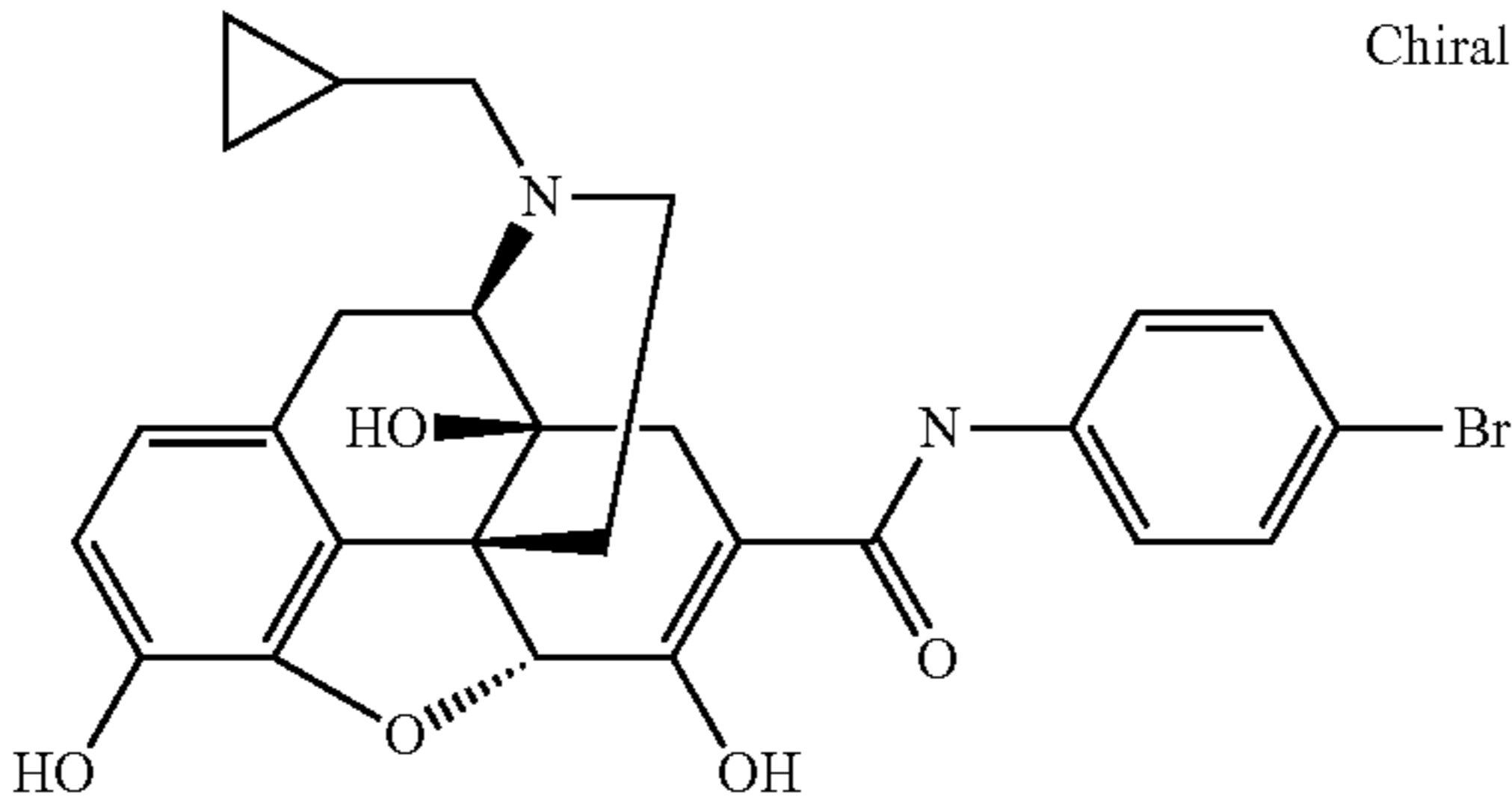
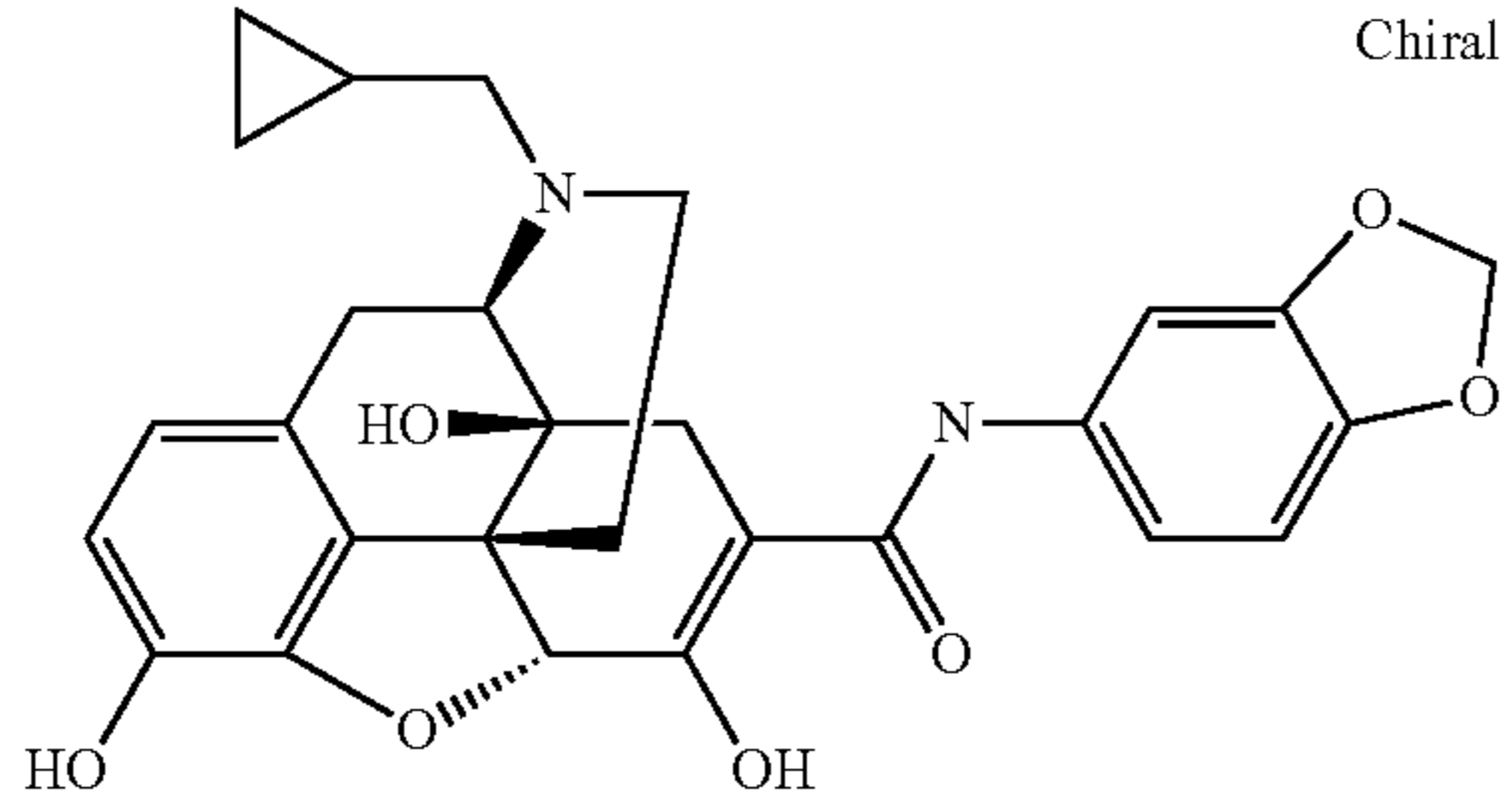
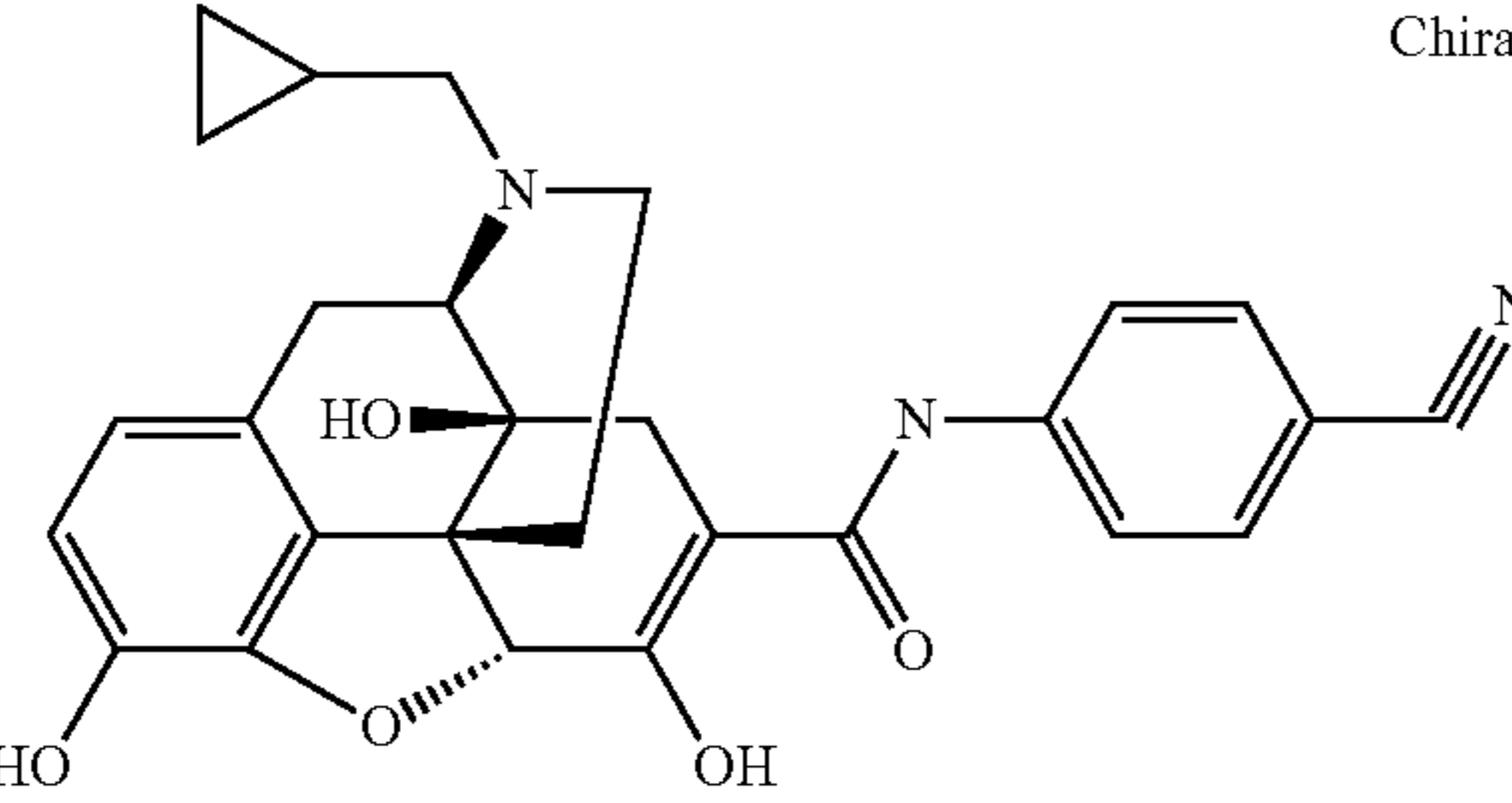
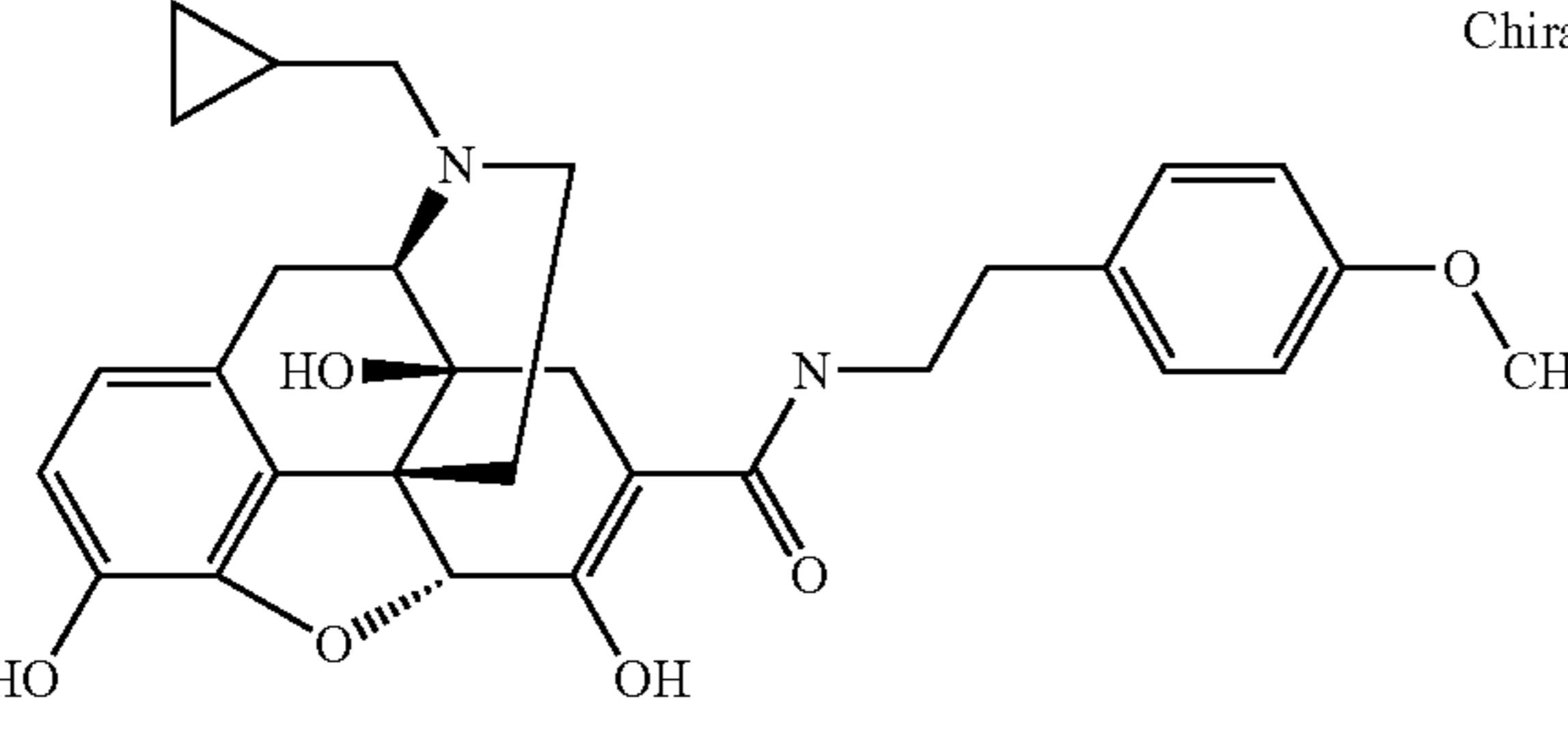
Compound No.	Chemical structure	NMR ( <sup>1</sup> H-NMR (d <sub>6</sub> -DMSO) δ)
I-31		Chiral 0.10-0.28 (m, 2H), 0.44-0.65 (m, 2H), 0.94 (m, 1H), 1.50 (d, J = 10.8 Hz, 1H), 1.70-3.40 (m, 10H), 4.72 (br s, 1H), 4.86 (s, 1H), 6.53 (d, J = 8.1 Hz, 1H), 6.58 (d, J = 8.1 Hz, 1H), 7.54-7.80 (m, 4H), 9.16 (s, 1H), 9.32 (s, 1H), 13.90 (br s, 1H)
I-32		Chiral 0.10-0.25 (m, 2H), 0.42-0.62 (m, 2H), 0.90 (m, 1H), 1.45 (d, J = 10.8 Hz, 1H), 1.70-3.40 (m, 10H), 4.75 (br s, 1H), 4.84 (s, 1H), 6.53 (d, J = 8.1 Hz, 1H), 6.58 (d, J = 8.1 Hz, 1H), 7.41-7.54 (m, 4H), 9.17 (s, 1H), 9.28 (s, 1H), 13.85 (br s, 1H)
I-33		Chiral 0.10-0.25 (m, 2H), 0.40-0.60 (m, 2H), 0.90 (m, 1H), 1.45 (d, J = 10.8 Hz, 1H), 1.70-3.40 (m, 10H), 4.77 (s, 1H), 4.81 (s, 1H), 5.98 (s, 2H), 6.53 (d, J = 8.1 Hz, 1H), 6.58 (d, J = 8.1 Hz, 1H), 6.82-6.95 (m, 2H), 7.15 (d, J = 1.8 Hz, 1H), 9.16 (s, 1H), 9.26 (s, 1H), 13.98 (br s, 1H)
I-34		Chiral 0.20-0.40 (m, 2H), 0.45-0.65 (m, 2H), 0.90 (m, 1H), 1.50 (m, 1H), 1.70-3.40 (m, 10H), 4.65 (br s, 1H), 4.88 (s, 1H), 6.53 (d, J = 8.1 Hz, 1H), 6.59 (d, J = 8.1 Hz, 1H), 7.60-7.80 (m, 4H), 9.17 (s, 1H), 9.30 (s, 1H), 14.00 (br s, 1H)
I-35		Chiral 0.10-0.20 (m, 2H), 0.50-0.82 (m, 2H), 0.88 (m, 1H), 1.65 (d, J = 10.8 Hz, 1H), 2.00-3.80 (m, 14H), 3.78 (s, 3H), 4.93 (s, 1H), 5.46 (br s, 1H), 6.57 (d, J = 8.1 Hz, 1H), 6.72 (d, J = 8.1 Hz, 1H), 6.82 (d, J = 8.4 Hz, 2H), 7.06 (d, J = 8.4 Hz, 2H), 14.17 (br s, 1H)

TABLE 14

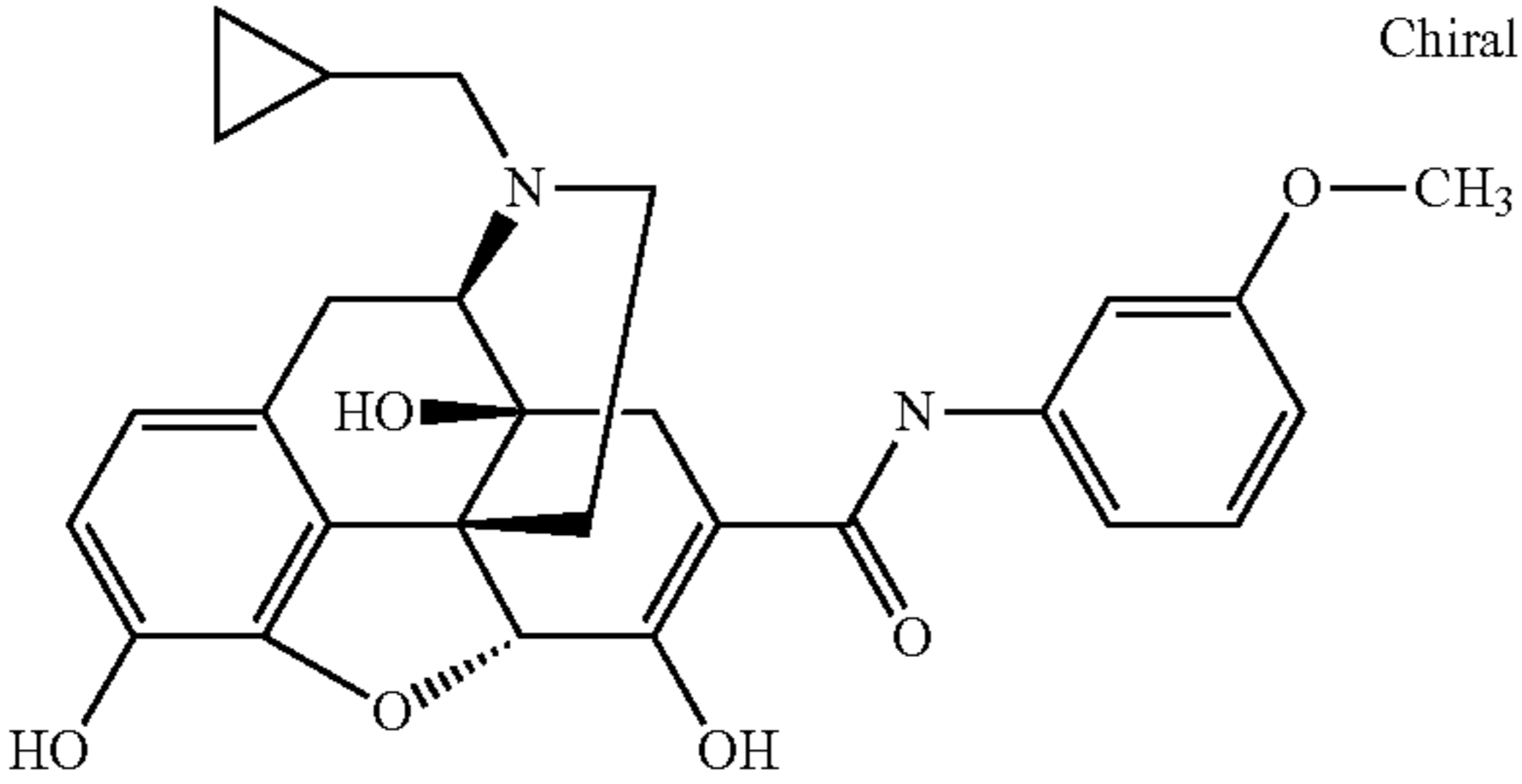
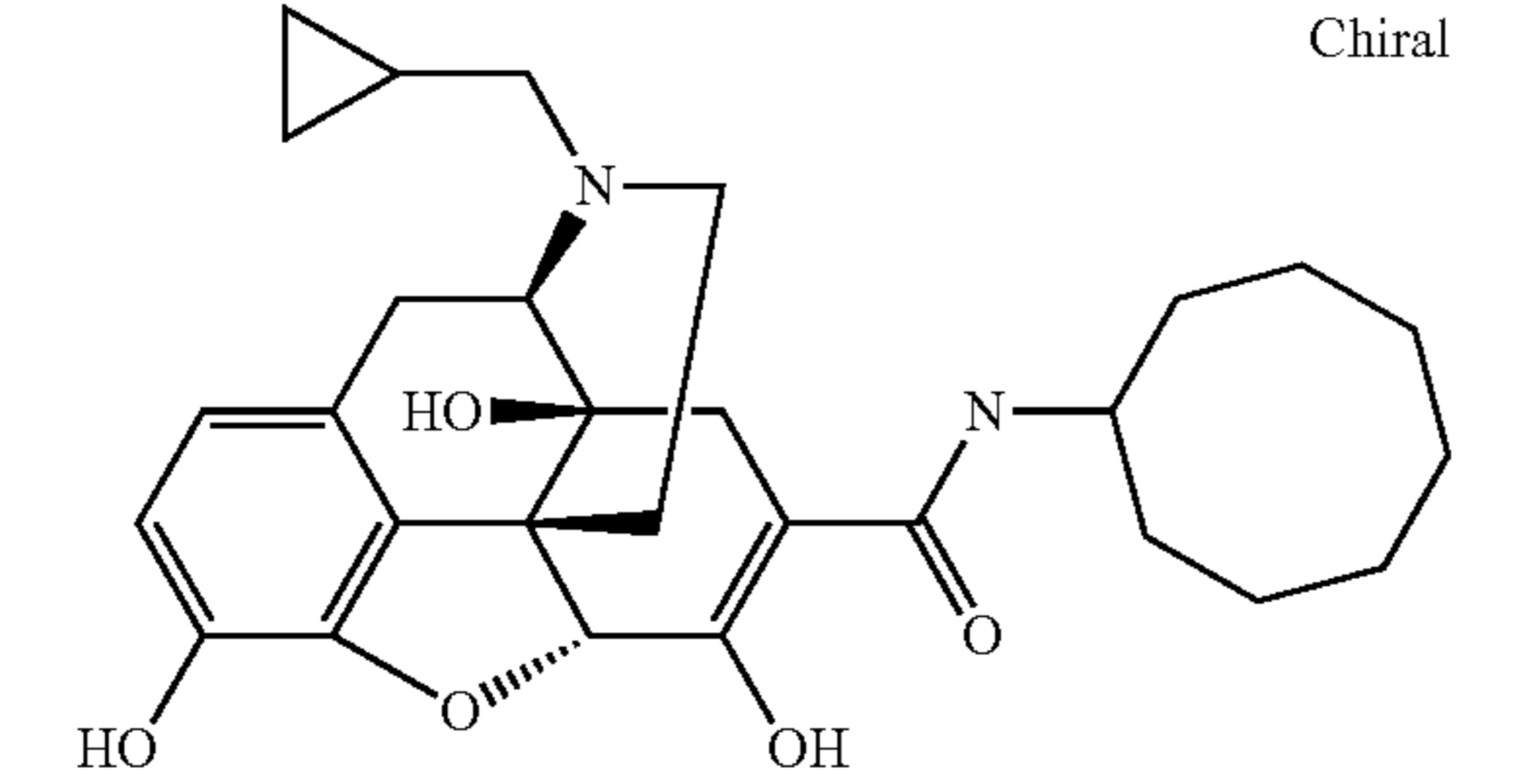
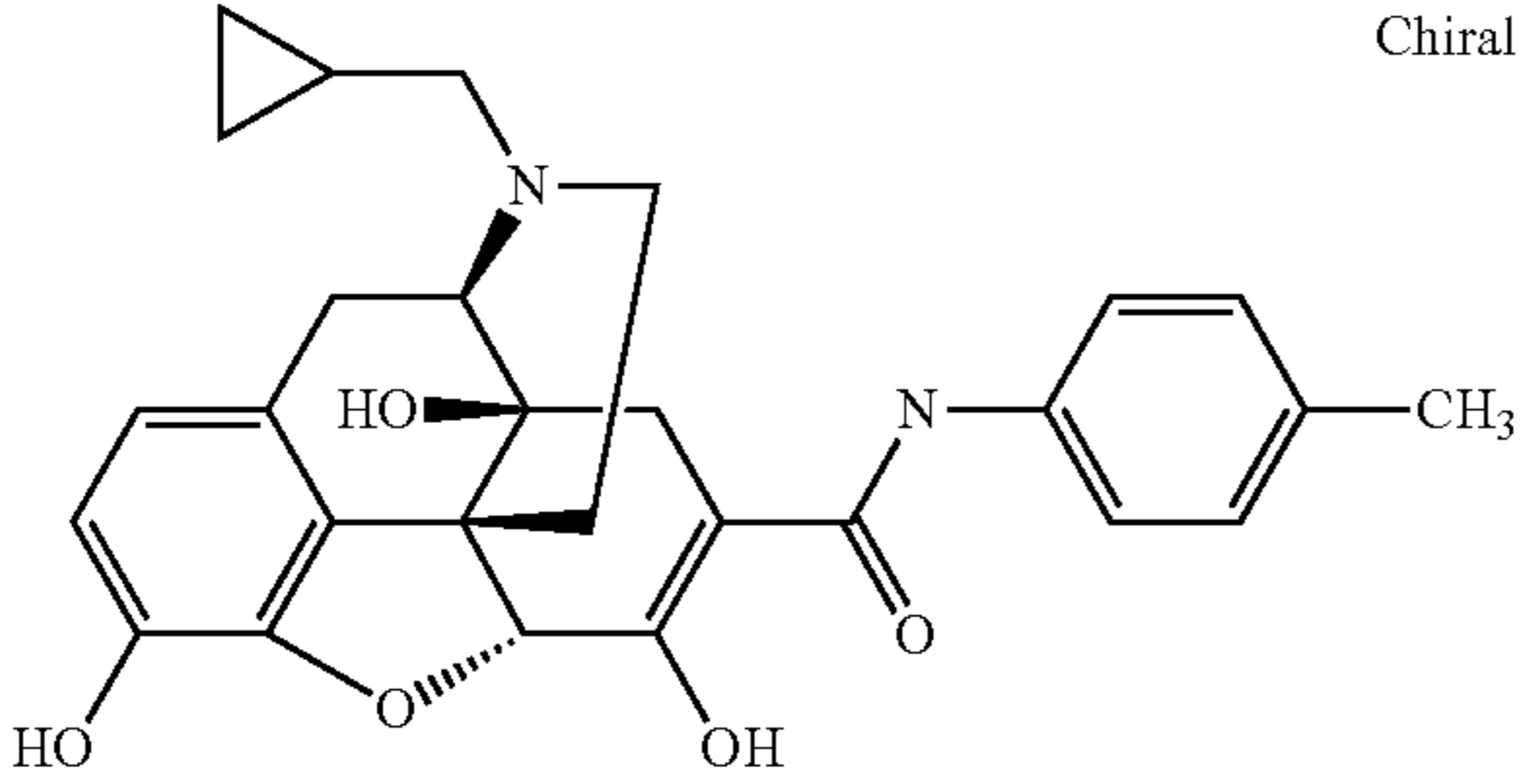
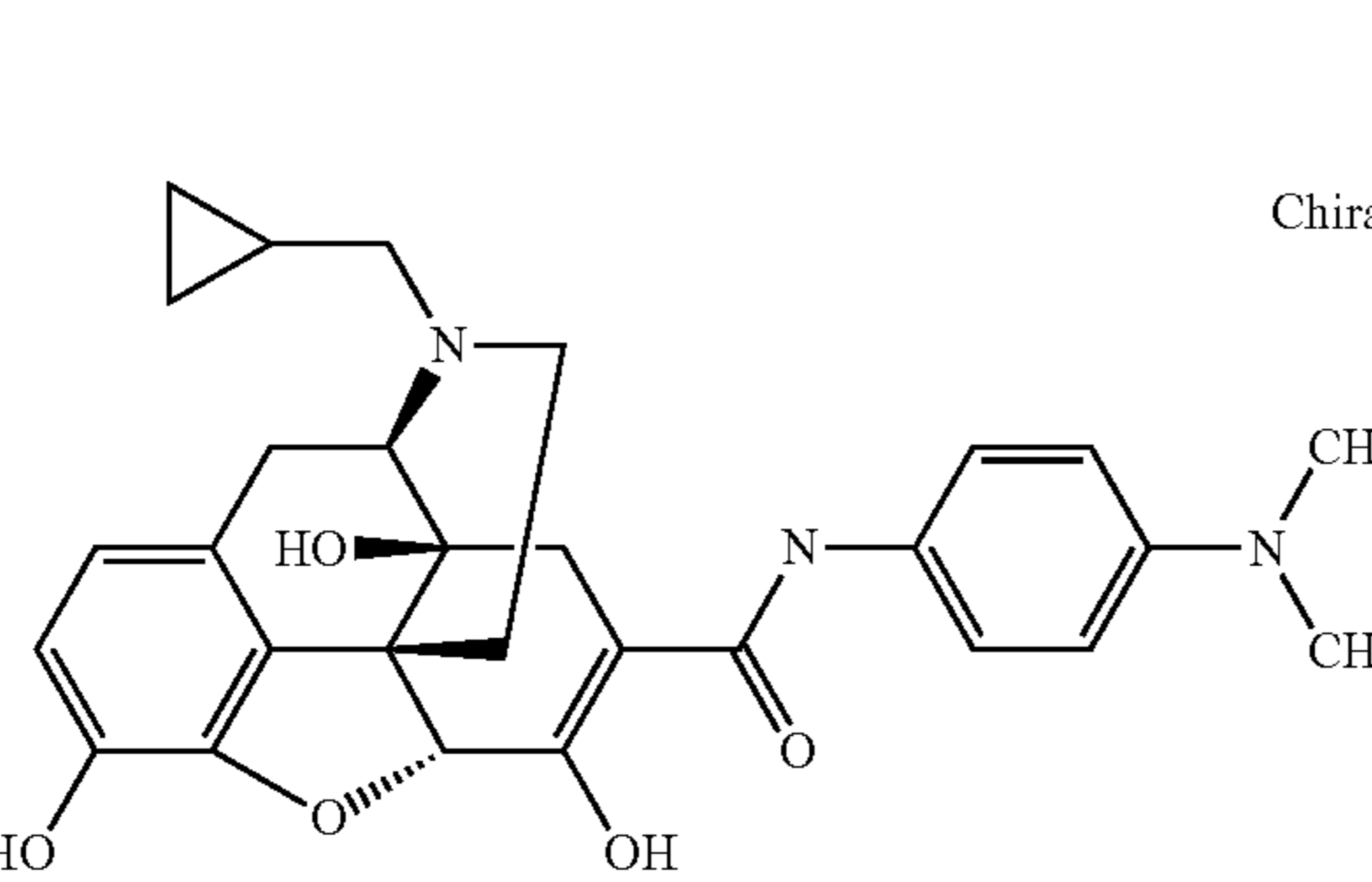
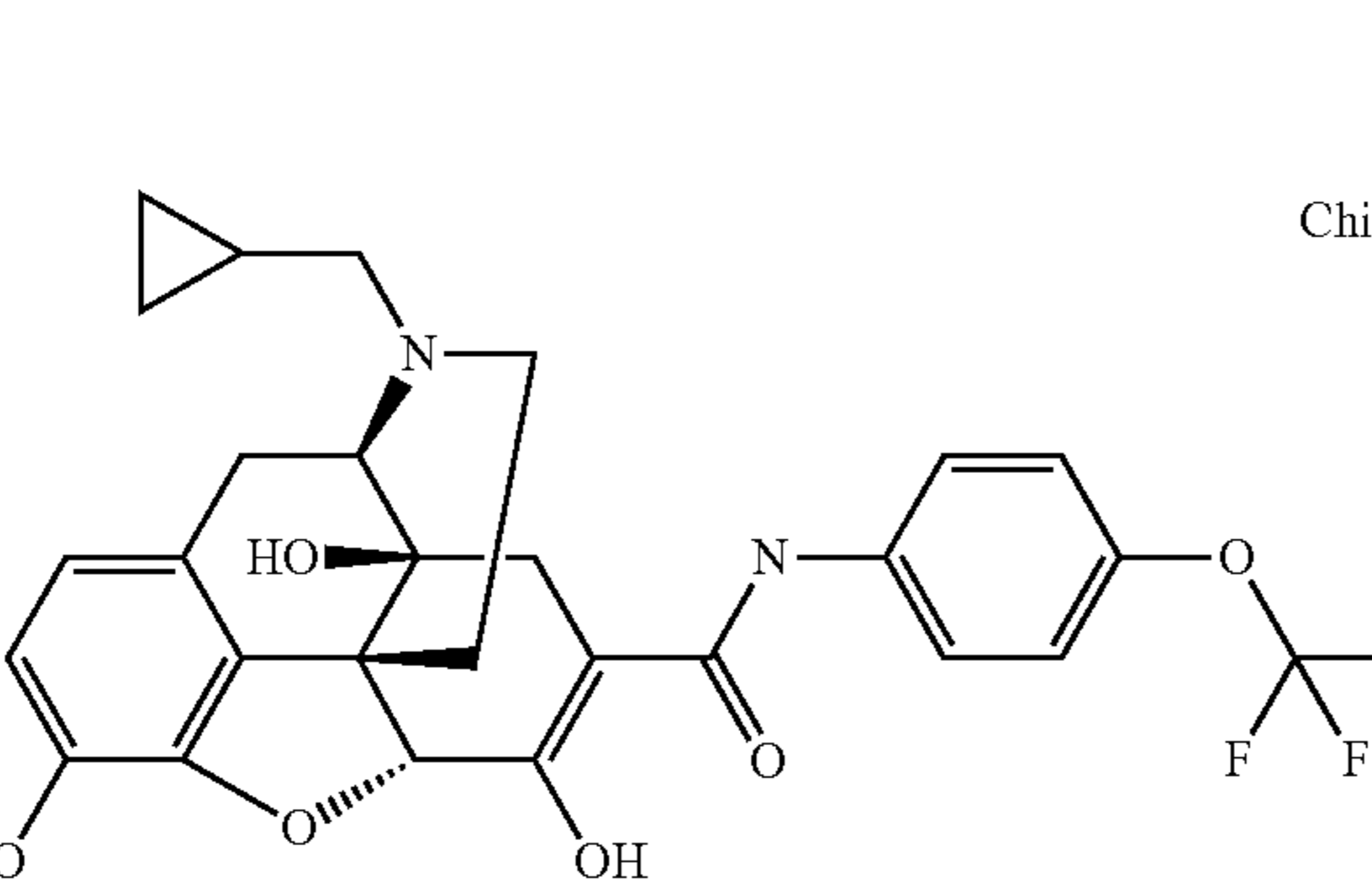
Compound No.	Chemical structure	NMR ( <sup>1</sup> H-NMR (d <sub>6</sub> -DMSO) δ)
I-36		Chiral 0.10-0.25 (m, 2H), 0.43-0.63 (m, 2H), 0.88 (m, 1H), 1.45 (d, J = 10.8 Hz, 1H), 1.70-3.40 (m, 10H), 3.71 (s, 3H), 4.77 (s, 1H), 4.82 (s, 1H), 6.53 (d, J = 8.1 Hz, 1H), 6.58 (d, J = 8.1 Hz, 1H), 6.64 (m, 1H), 7.00-7.25 (m, 3H), 9.17 (s, 1H), 9.27 (s, 1H), 13.90 (br s, 1H)
I-37		Chiral 0.12-0.14 (d, J = 4.5 Hz, 2H), 0.49 (t, J = 8.1 Hz, 2H), 0.85 (m, 1H), 1.06 (m, 1H), 1.39-1.62 (m, 18H), 1.84-1.89 (d, J = 15.6 Hz, 1H), 2.08-2.34 (m, 5H), 2.43-2.54 (m), 2.58-2.60 (d, J = 6.9 Hz, 1H), 3.00-3.07 (d, J = 18.6 Hz, 1H), 3.18-3.20 (d, J = 6 Hz, 1H), 3.87 (br s, 1H), 4.71-4.76 (m, 2H), 6.49-6.57 (dd, J = 8.1, 14.7 Hz, 2H), 7.38 (d, J = 7.8 Hz, 1H), 9.13 (br s, 1H), 14.47 (br s, 1H)
I-38		Chiral 0.10-0.25 (m, 2H), 0.40-0.60 (m, 2H), 0.89 (m, 1H), 1.45 (d, J = 10.8 Hz, 1H), 1.70-3.40 (m, 13H), 4.78 (s, 1H), 4.82 (s, 1H), 6.53 (d, J = 8.1 Hz, 1H), 6.58 (d, J = 8.1 Hz, 1H), 7.09 (d, J = 8.4 Hz, 2H), 7.39 (d, J = 8.4 Hz, 2H), 9.17 (s, 1H), 9.27 (s, 1H), 14.00 (br s, 1H)
I-39		Chiral 0.10-0.20 (m, 2H), 0.40-0.60 (m, 2H), 0.87 (m, 1H), 1.45 (d, J = 10.8 Hz, 1H), 1.70-3.40 (m, 16H), 4.76 (s, 1H), 4.80 (s, 1H), 6.53 (d, J = 8.1 Hz, 1H), 6.57 (d, J = 8.1 Hz, 1H), 6.65 (d, J = 9.0 Hz, 2H), 7.29 (d, J = 9.0 Hz, 2H), 9.10 (br s, 2H), 14.20 (br s, 1H)
I-40		Chiral 0.10-0.30 (m, 2H), 0.45-0.65 (m, 2H), 0.90 (m, 1H), 1.48 (d, J = 10.8 Hz, 1H), 1.70-3.40 (m, 10H), 4.77 (s, 1H), 4.85 (s, 1H), 6.54 (d, J = 8.1 Hz, 1H), 6.58 (d, J = 8.1 Hz, 1H), 7.25-7.35 (m, 2H), 7.64 (d, J = 9.0 Hz, 2H), 9.18 (s, 1H), 9.29 (s, 1H), 13.90 (br s, 1H)

TABLE 15

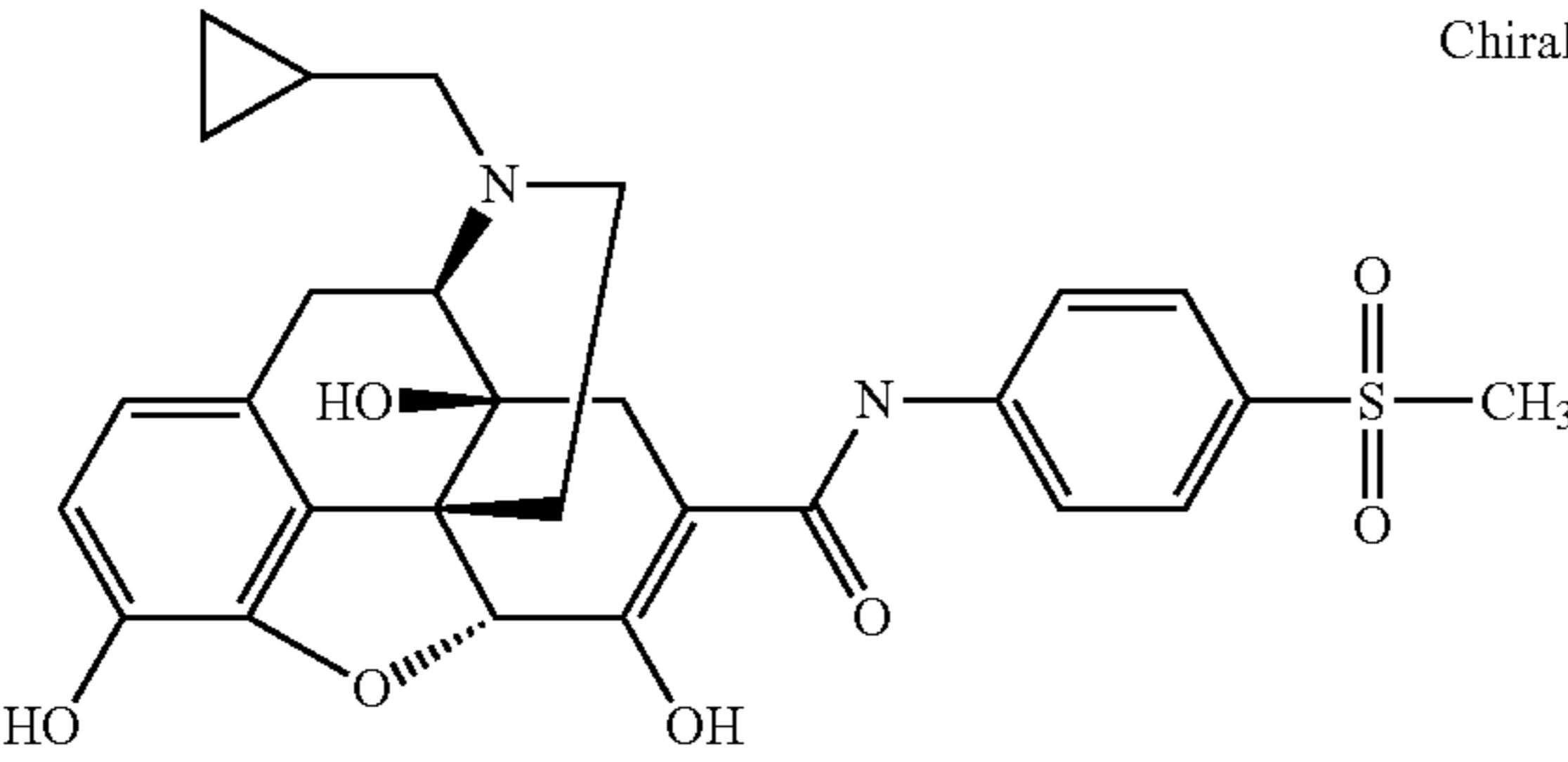
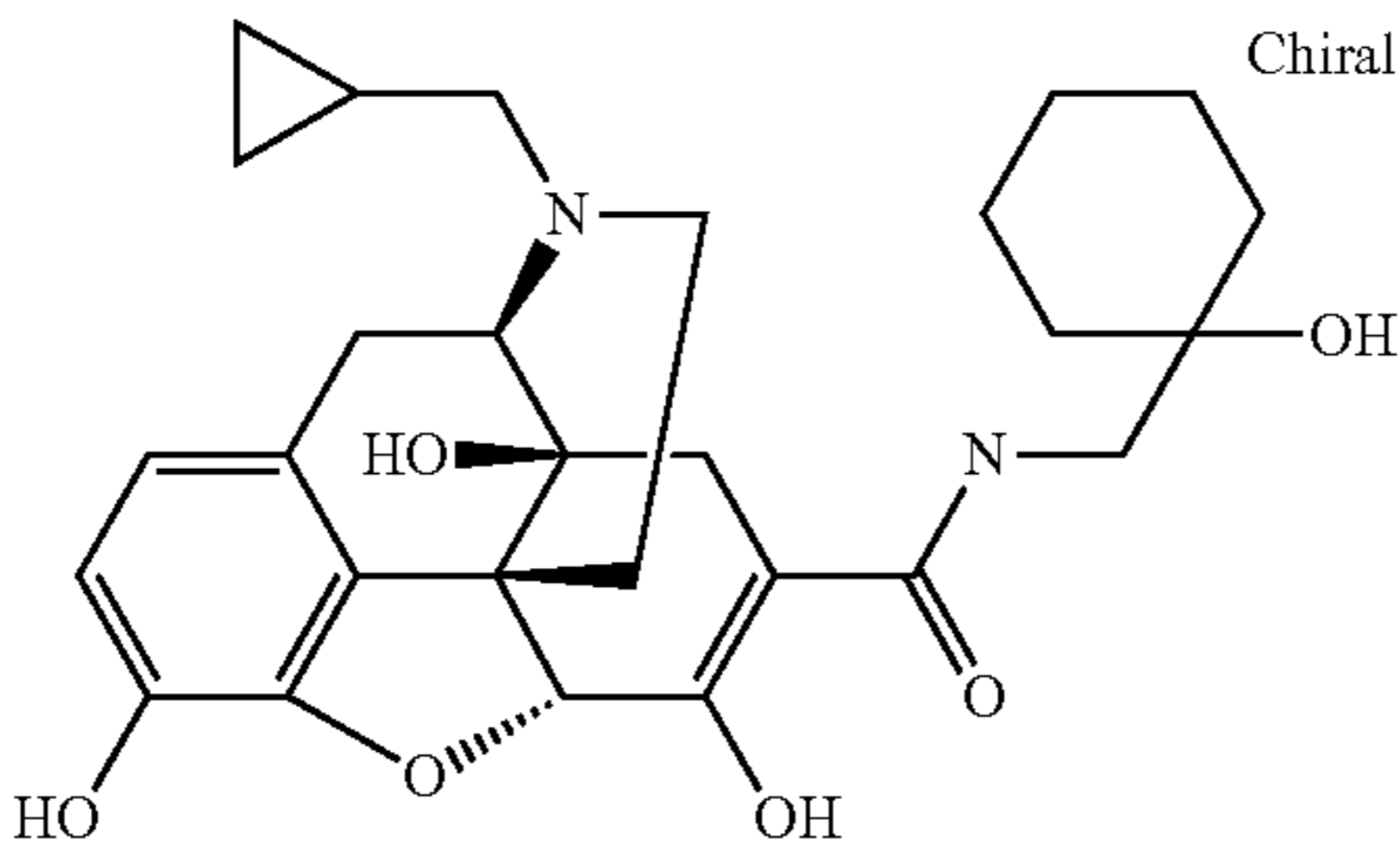
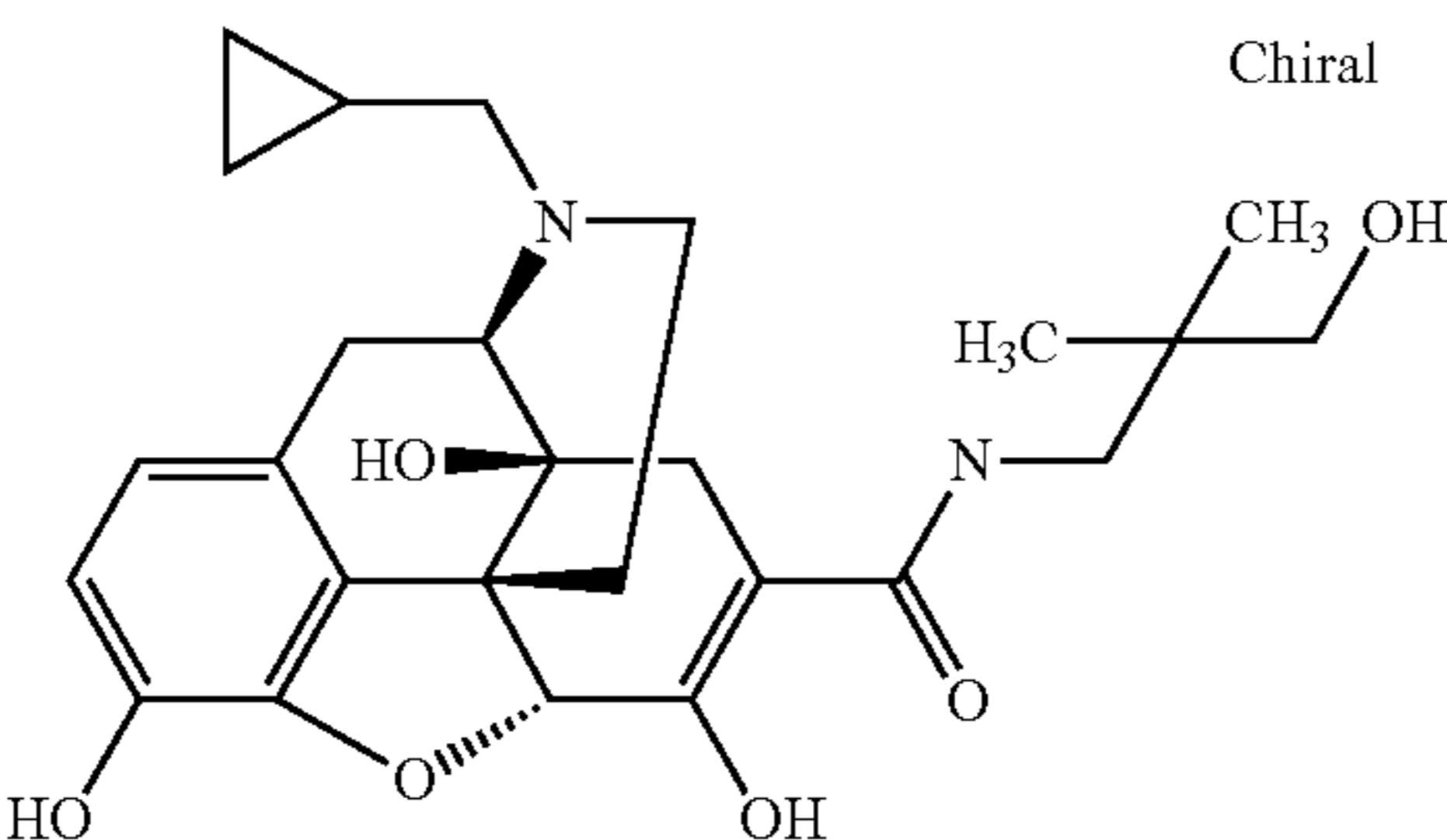
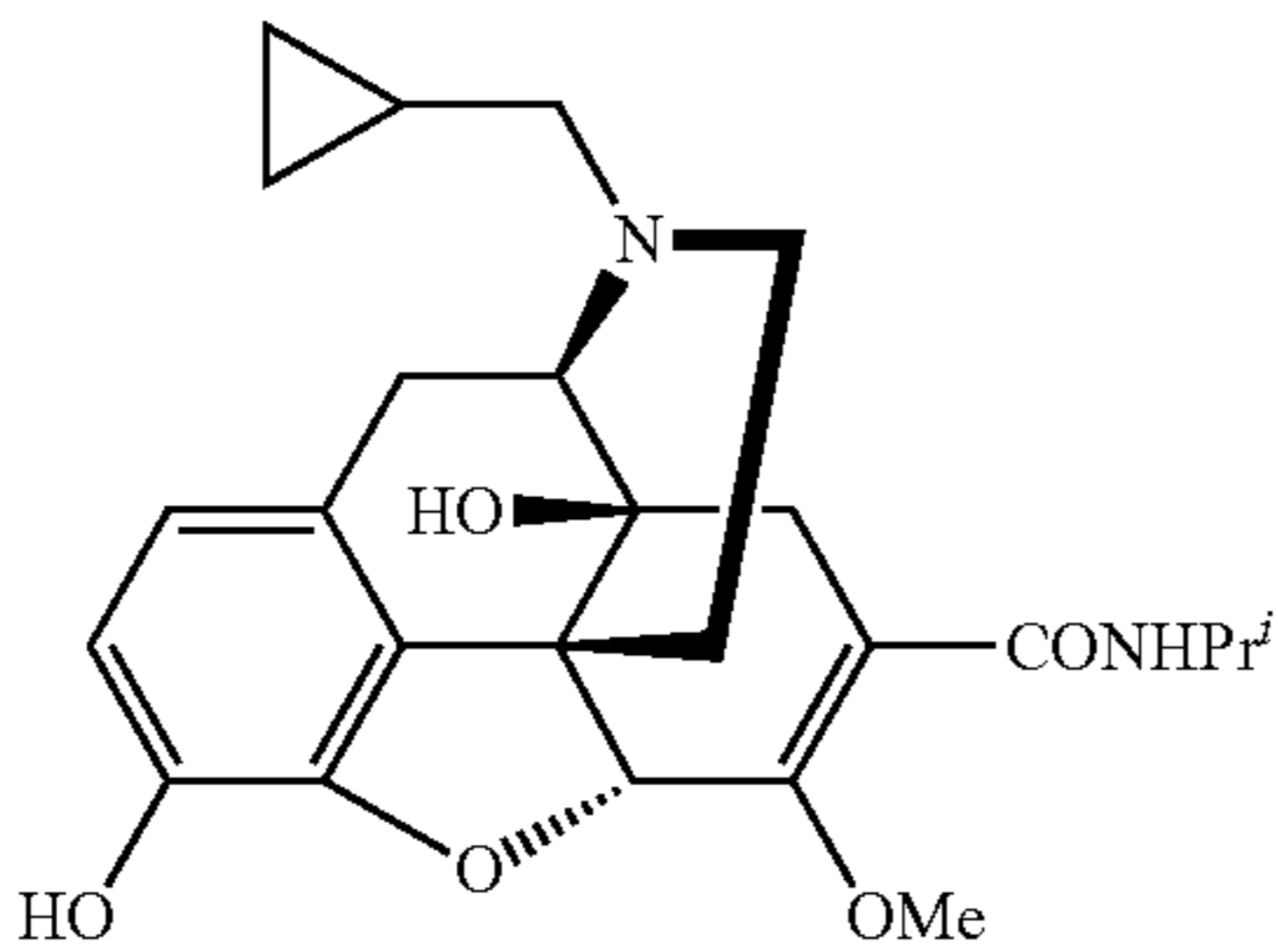
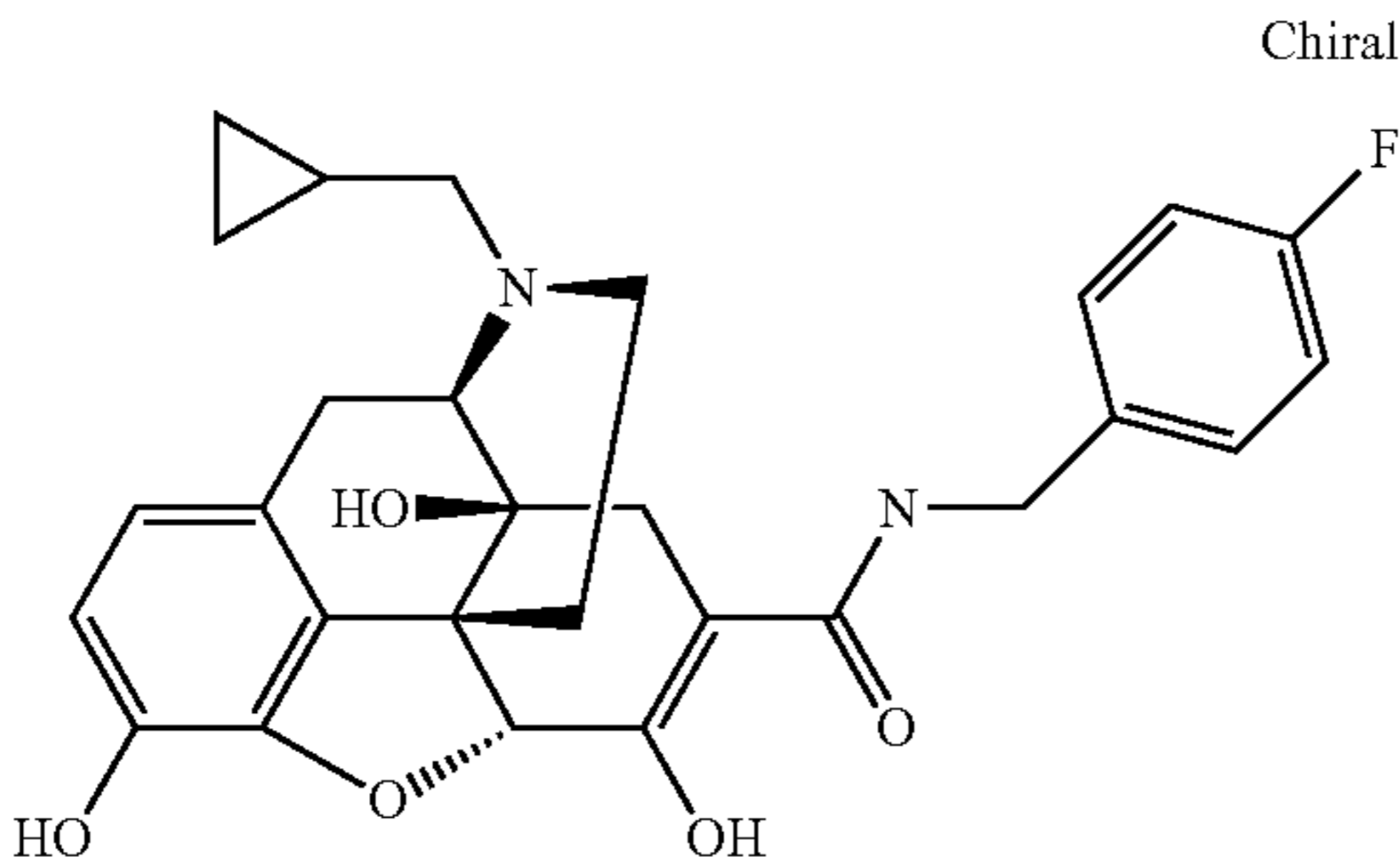
Compound No.	Chemical structure	NMR ( <sup>1</sup> H-NMR (d <sub>6</sub> -DMSO) δ)
I-41		Chiral 0.20-0.40 (m, 2H), 0.45-0.70 (m, 2H), 0.96 (m, 1H), 1.50 (m, 1H), 1.70-3.40 (m, 13H), 4.67 (br s, 1H), 4.88 (s, 1H), 6.53 (d, J = 8.1 Hz, 1H), 6.59 (d, J = 8.1 Hz, 1H), 7.76 (s, 4H), 9.18 (s, 1H), 9.31 (s, 1H), 14.00 (br s, 1H)
I-42		Chiral 0.18 (br, s, 2H), 0.42-0.63 (m, 3H), 0.80-0.97 (m, 2H), 1.20-3.43 (m, 24H), 4.92 (s, 1H), 5.89 (br, s, 1H), 6.58 (d, J = 8.1 Hz, 1H), 6.71 (d, J = 7.8 Hz, 1H), 14.13 (br, s, 1H)
I-43		Chiral 0.12-0.19 (m, 2H), 0.41-0.58 (m, 2H), 0.74 (d, J = 3.3 Hz, 6H), 1.43 (m, 1H), 1.88-3.41 (m, 2H), 4.65-4.80 (m, 2H), 6.50-6.62 (m, 2H), 7.51 (br, s, 1H), 9.13 (s, 1H), 14.23 (br, s, 1H)
I-44		0.10-0.15 (m, 2H), 0.50-0.70 (m, 2H), 0.85 (m, 1H), 1.12 (d, J = 0.9 Hz, 3H), 1.14 (d, J = 0.9 Hz, 3H), 1.66 (d, J = 11.4 Hz, 1H), 2.06-2.80 (m, 8H), 3.00-3.30 (m, 2H), 3.92 (s, 3H), 4.05 (m, 1H), 4.80 (br s, 1H), 5.26 (br s, 1H), 6.56 (d, J = 8.1 Hz, 1H), 6.69 (d, J = 8.1 Hz, 1H), 7.36 (d, J = 7.8 Hz, 1H)
I-45		Chiral

TABLE 16

Compound No.	Chemical structure	NMR ( <sup>1</sup> H-NMR (d <sub>6</sub> -DMSO) δ)
I-46		Chiral 0.15-0.35 (m, 2H), 0.45-0.70 (m, 2H), 0.92 (m, 1H), 1.50 (d, J = 10.8 Hz, 1H), 1.70-3.40 (m, 10H), 4.72 (br s, 1H), 4.86 (s, 1H), 6.53 (d, J = 8.1 Hz, 1H), 6.58 (d, J = 8.1 Hz, 1H), 7.54-7.74 (m, 4H), 9.16 (s, 1H), 9.27 (s, 1H), 14.00 (br s, 1H)
I-47		Chiral 0.10-0.20 (m, 2H), 0.40-0.60 (m, 2H), 0.86 (m, 1H), 1.42 (d, J = 10.8 Hz, 1H), 1.70-3.40 (m, 10H), 3.61 (s, 3H), 3.82 (d, J = 5.7 Hz, 2H), 4.77 (s, 2H), 6.53 (d, J = 8.1 Hz, 1H), 6.58 (d, J = 8.1 Hz, 1H), 8.21 (br t, J = 5.7 Hz, 1H), 9.17 (s, 1H), 13.87 (br s, 1H)
I-48		Chiral 0.10-0.20 (m, 2H), 0.50-0.65 (m, 2H), 0.89 (m, 1H), 0.90 (d, J = 4.5 Hz, 3H), 0.94 (d, J = 4.5 Hz, 3H), 1.45 (s, 9H), 1.66 (d, J = 10.8 Hz, 1H), 2.10-3.40 (m, 11H), 4.43 (dd, J = 4.5, 8.1 Hz, 1H), 4.94 (s, 1H), 6.00 (d, J = 8.1 Hz, 1H), 6.58 (d,
I-49		0.10-0.30 (m, 2H), 0.45-0.70 (m, 2H), 0.90 (m, 1H), 1.34 (s, 3H), 1.38 (s, 3H), 1.50-3.40 (m, 11H), 3.56 (s, 3H), 4.77 (br s, 2H), 6.58 (br s, 2H), 7.69 (br s, 1H), 9.20 (br s, 1H), 13.76 (br s, 1H)
I-50		Chiral 0.10-0.20 (m, 2H), 0.40-0.60 (m, 2H), 0.88 (m, 1H), 1.44 (d, J = 11.7 Hz, 1H), 1.90-3.40 (m, 10H), 3.68 (d, J = 4.5 Hz, 2H), 4.77 (s, 1H), 6.52 (d, J = 8.1 Hz, 1H), 6.58 (d, J = 8.1 Hz, 1H), 8.00 (br t, J = 4.5 hz, 1H), 9.18 (br s, 1H), 14.00 (br s, 1H)

TABLE 17

Compound No.	Chemical structure	NMR ( <sup>1</sup> H-NMR (d <sub>6</sub> -DMSO) δ)
I-51	<p style="text-align: center;">Chiral</p>	0.30-0.50 (m, 2H), 0.55-0.75 (m, 2H), 0.89 (d, J = 3.3 Hz, 3H), 0.91 (d, J = 3.3 Hz, 3H), 1.04 (m, 1H), 1.65 (d, J = 13.5 Hz, 1H), 2.00-3.92 (m, 11H), 4.10 (t, J = 6.6 Hz, 1H), 4.95 (s, 1H), 6.64 (d, J = 8.1 Hz, 1H), 6.69 (d, J = 8.1 Hz, 1H), 7.53 (d, J = 7.8 Hz, 1H), 9.43 (s, 1H) 13.66 (br s, 1H)
I-52	<p style="text-align: center;">Chiral</p>	0.10-0.25 (m, 2H), 0.45-0.60 (m, 2H), 0.89 (m, 1H), 1.34 (s, 3H), 1.36 (s, 3H), 1.46 (d, J = 9.6 Hz, 1H), 1.90-3.40 (m, 10H), 4.75 (s, 1H), 6.54 (d, J = 8.1 Hz, 1H), 6.59 (d, J = 8.1 Hz, 1H), 7.68 (s, 1H), 9.21 (br s, 1H), 14.11 (br s, 1H)
I-53	<p style="text-align: center;">Chiral</p>	0.13-0.14 (m, 2H), 0.47-0.49 (m, 2H), 0.88 (m, 1H), 1.30 (m, 1H), 1.63-2.10 (m, 6H), 2.30-2.70 (m, 4H), 2.96-3.58 (m, 6H), 4.06-4.23 (m, 3H), 5.04 (s, 1H), 5.23 (br, 1H), 6.54 (d, J = 8.0 Hz, 1H), 6.58 (d, J = 8.0 Hz, 1H), 8.08 (br, 1H), 9.23 (br, 1H) ..
I-54	<p style="text-align: center;">Chiral</p>	0.13-0.14 (m, 2H), 0.47-0.49 (m, 2H), 0.88 (m, 1H), 1.30 (d, J = 12.0 Hz, 1H), 1.63-2.12 (m, 6H), 2.28-2.70 (m, 4H), 2.97-3.53 (m, 6H), 4.06-4.23 (m, 3H), 5.06 (s, 1H), 5.22 (br, 1H), 6.54 (d, J = 8.0 Hz, 1H), 6.58 (d, J = 8.0 Hz, 1H), 8.13 (d, J = 6.4 Hz, 1H), 8.32 (s, 1H), 9.23 (br, 1H), 10.97 (s, 1H).

TABLE 18

Compound No.	Chemical structure	NMR ( <sup>1</sup> H-NMR (d <sub>6</sub> -DMSO) δ)
I-55		Chiral 0.10-0.25 (m, 2H), 0.40-0.60 (m, 2H), 0.90 (m, 1H), 1.45 (d, J = 10.8 Hz, 1H), 1.70-3.40 (m, 10H), 4.42 (s, 2H), 4.77 (s, 1H), 5.12 (s, 1H), 6.55 (d, J = 8.1 Hz, 1H), 6.59 (d, J = 8.1 Hz, 1H), 7.23 (d, J = 8.4 Hz, 2H), 7.46 (d, J = 8.4 Hz, 2H), 9.20 (s, 1H), 9.28 (s, 1H), 14.00 (br s, 1H)
I-56		Chiral 0.10-0.40 (m, 2H), 0.45-0.70 (m, 2H), 0.92 (m, 1H), 1.29 (t, J = 7.2 Hz, 3H), 1.49 (d, J = 9.0 Hz, 1H), 1.70-3.40 (m, 10H), 4.26 (q, J = 7.2 Hz, 2H), 4.72 (br s, 1H), 4.86 (s, 1H), 6.54 (d, J = 8.1 Hz, 1H), 6.59 (d, J = 8.1 Hz, 1H), 7.65 (d, J = 9.0 Hz, 2H), 7.90 (d, J = 9.0 Hz, 2H), 9.18 (s, 1H), 9.29 (s, 1H)
I-57		Chiral 0.25-0.40 (m, 2H), 0.50-0.70 (m, 2H), 1.00 (m, 1H), 1.56 (d, J = 10.8 Hz, 1H), 1.70-3.40 (m, 10H), 4.87 (s, 1H), 4.92 (s, 1H), 6.59 (d, J = 8.1 Hz, 1H), 6.64 (d, J = 8.1 Hz, 1H), 7.68 (d, J = 8.4 Hz, 2H), 7.86 (d, J = 8.4 Hz, 2H), 9.33 (br s, 2H)
I-58		Chiral 0.08-0.20 (m, 2H), 0.43-0.57 (m, 2H), 0.88 (m, 1H), 1.22-3.40 (m, 11H), 4.76 (s, 1H), 4.84 (s, 1H), 6.54 (d, J = 8.1 Hz, 1H), 6.58 (d, J = 8.1 Hz, 1H), 6.62-6.81 (m, 3H), 7.06-7.16 (m, 2H), 7.73 (s, 1H), 9.16 (s, 1H), 9.61 (s, 1H), 13.80 (br s, 1H)
I-59		Chiral 0.08-0.10 (m, 2H), 0.38-0.58 (m, 2H), 0.86 (m, 1H), 1.22-3.40 (m, 17H), 4.71 (s, 2H), 6.51 (d, J = 8.1 Hz, 2H), 6.56 (d, J = 8.1 Hz, 1H), 8.58 (s, 1H), 9.15 (s, 1H), 14.30 (br s, 1H)



TABLE 19

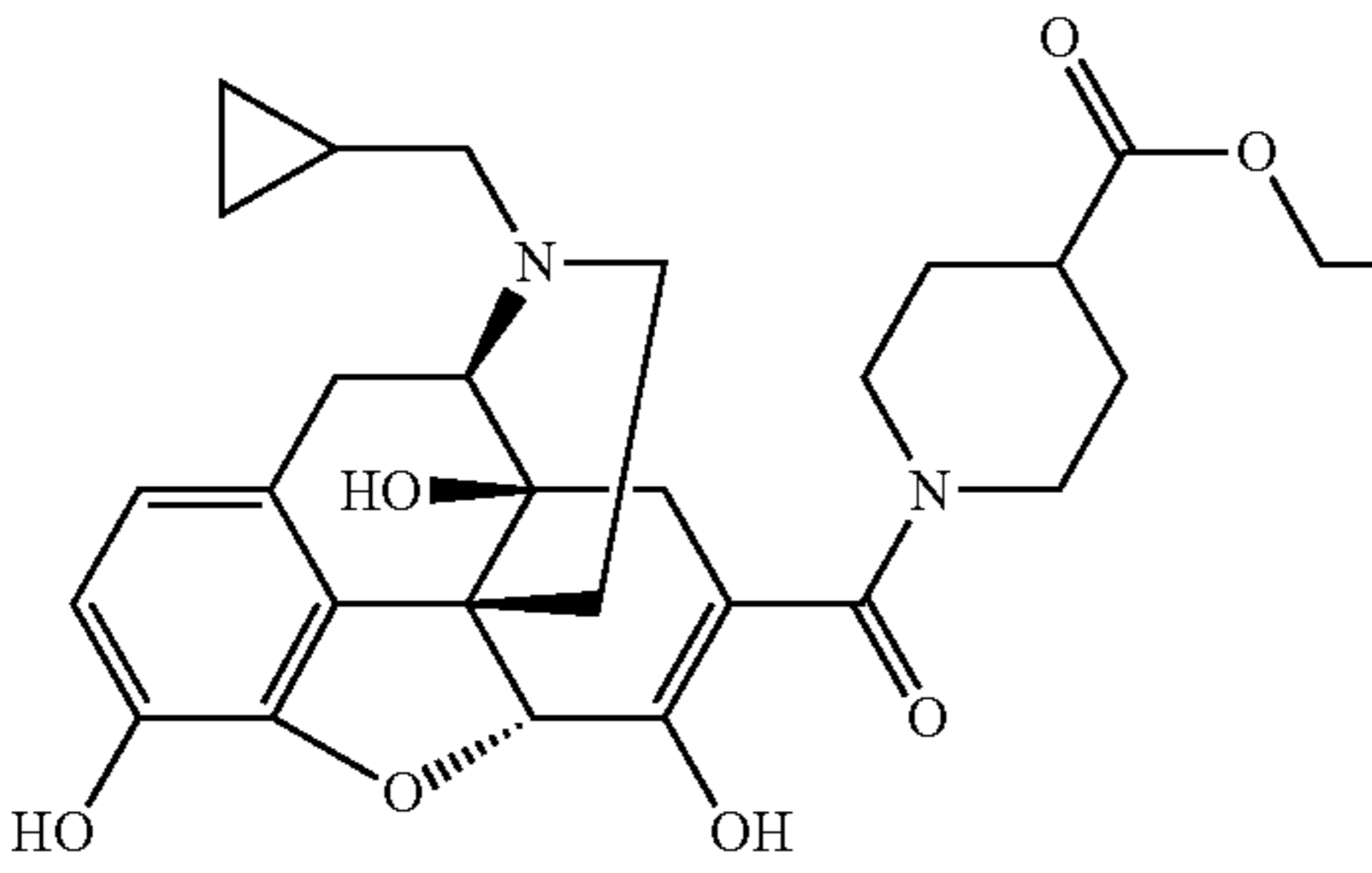
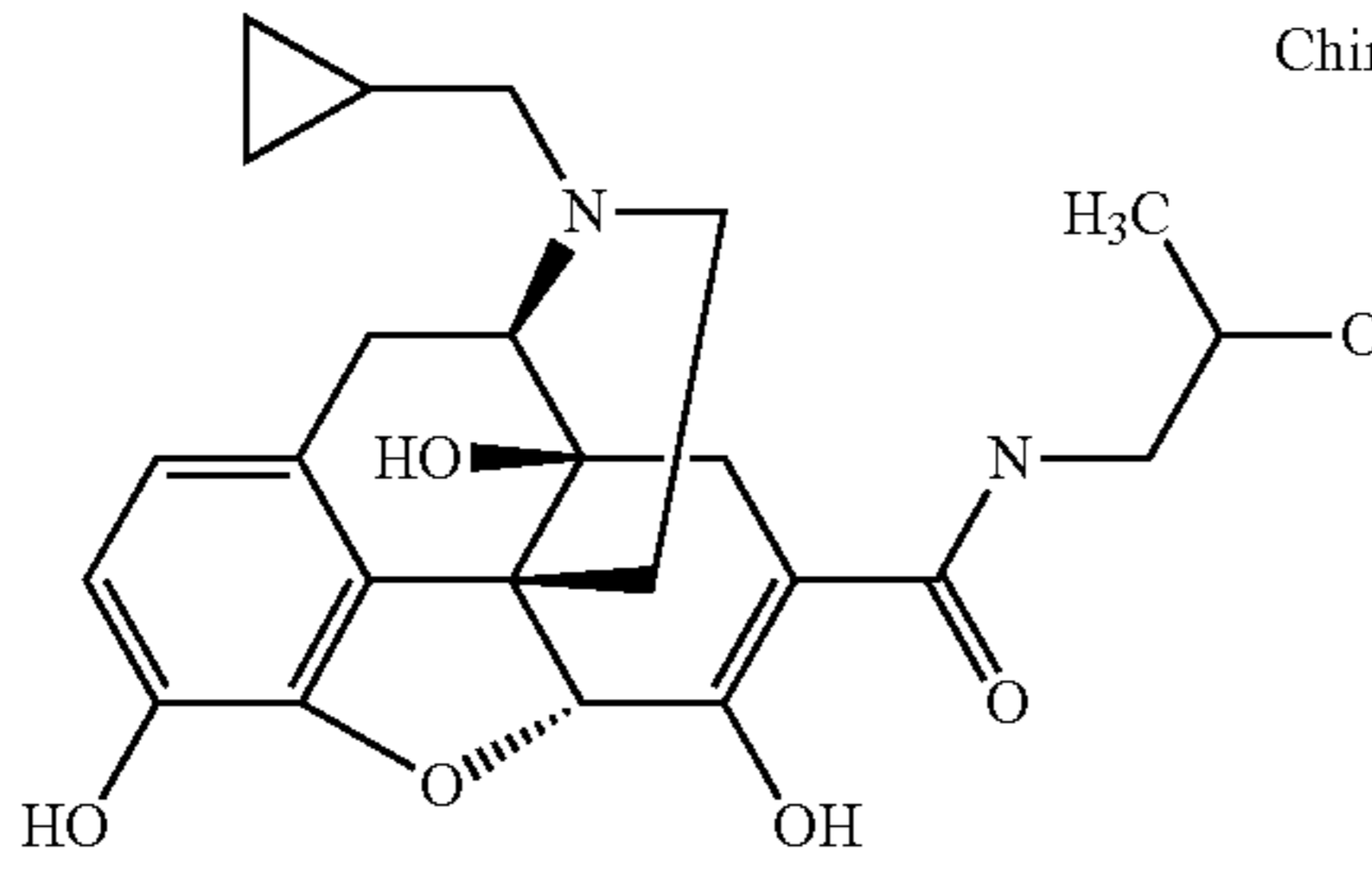
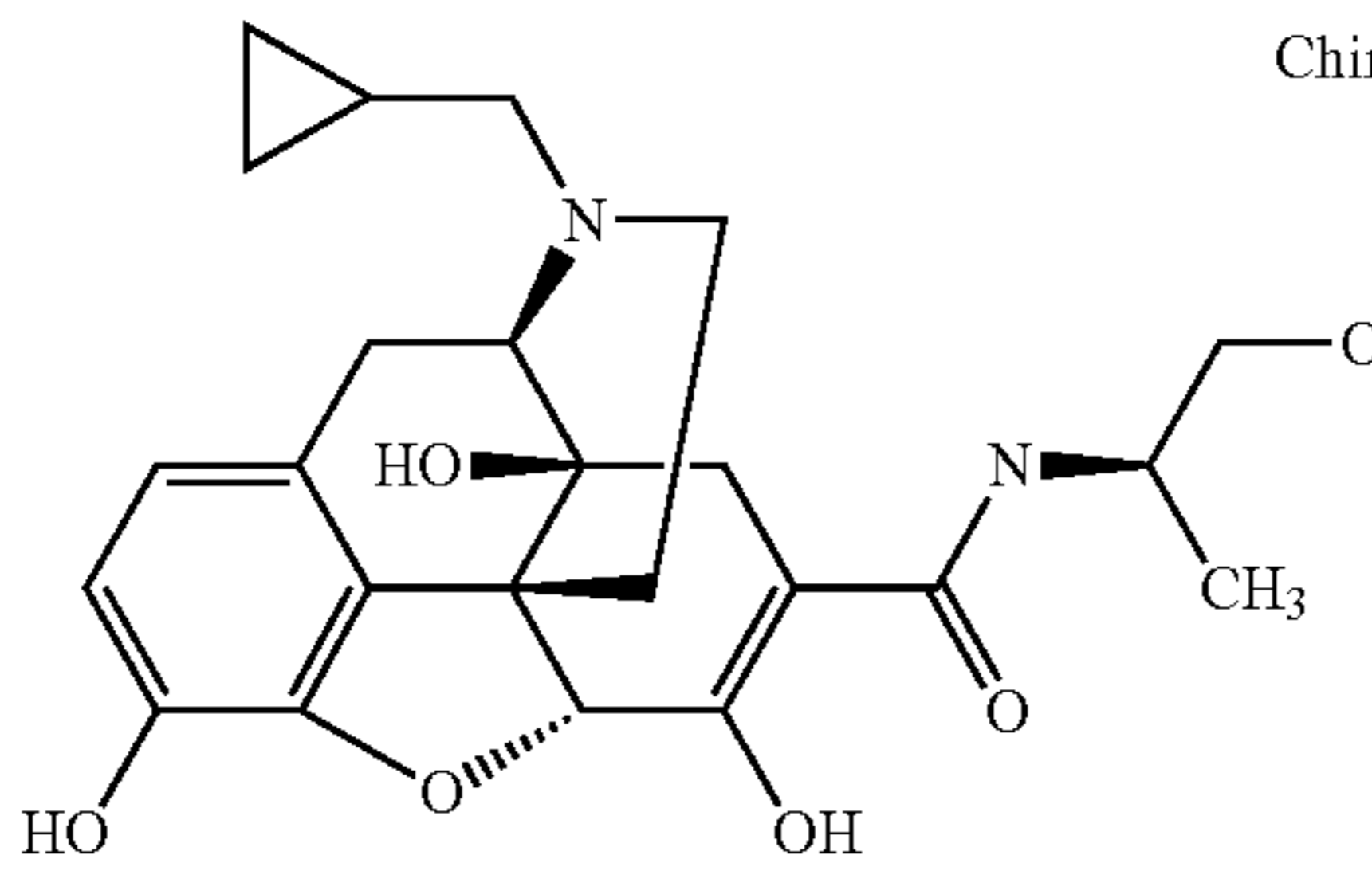
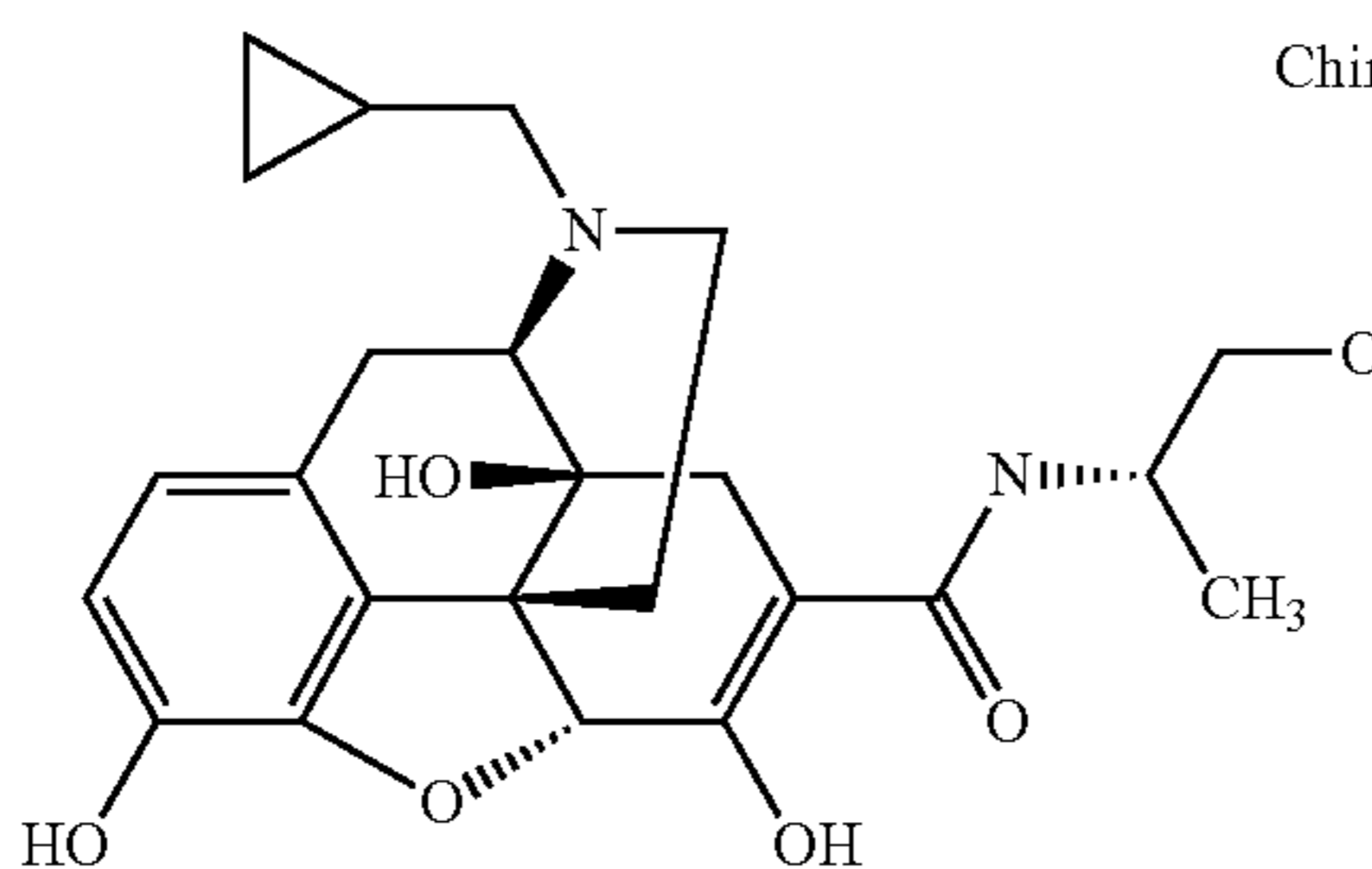
Compound No.	Chemical structure	NMR ( <sup>1</sup> H-NMR (d <sub>6</sub> -DMSO) δ)
I-60		Chiral 0.10-0.20 (m, 2H), 0.45-0.55 (m, 2H), 0.88 (m, 1H), 1.81 (t, J = 7.2 Hz, 3H), 1.20-3.75 (m, 20H), 4.07 (q, J = 7.2 Hz, 2H), 5.13 (s, 1H), 5.21 (br s, 1H), 6.53 (d, J = 8.4 Hz, 1H), 6.57 (d, J = 8.4 Hz, 1H), 9.21b (br s, 1H)
I-61		Chiral 0.11-0.39 (m, 2H), 0.53-0.70 (m, 2H), 0.95 (m, 1H), 1.10-1.20 (m, 3H), 1.66-1.73 (m, 1H), 1.82-3.99 (m, 24H), 4.90 (s, 1H), 6.32 (br s, 1H), 6.56 (d, J = 8.4 Hz, 1H), 6.68-6.73 (m, 1H), 14.03 (br s, 1H)
I-62		Chiral 0.10-0.18 (m, 2H), 0.42-0.56 (m, 2H), 0.85 (m, 1H), 1.03 (d, J = 6.9 Hz, 3H), 1.41 (m, 1H), 1.88 (d, J = 15.6 Hz, 1H), 2.04-2.31 (m, 4H), 2.42-2.62 (m, 6H), 3.04 (d, J = 18.0 Hz, 1H), 3.17-3.35 (m, 7H), 3.87 (m, 1H), 4.64 (t, J = 5.7 Hz, 1H), 4.72 (s, 1H), 6.50-6.57 (m, 2H), 7.27 (d, J = 8.1 Hz, 1H), 9.13 (s, 1H), 14.45 (s, 1H)
I-63		Chiral 0.13 (d, J = 4.2 Hz, 2H), 0.43-0.55 (m, 2H), 0.85 (m, 1H), 0.98 (d, J = 6.9 Hz, 3H), 1.41 (d, J = 10.8 Hz, 1H), 1.89 (d, J = 15.9 Hz, 1H), 2.04-2.32 (m, 4H), 2.43-2.63 (m, 3H), 3.04 (d, J = 18.3 Hz, 1H), 3.19-3.40 (m, 11H), 3.86 (m, 1H), 4.72 (s, 1H), 6.50-6.58 (m, 2H), 7.24 (m, 1H), 9.14 (s, 1H), 14.41 (br s, 1H)

TABLE 20

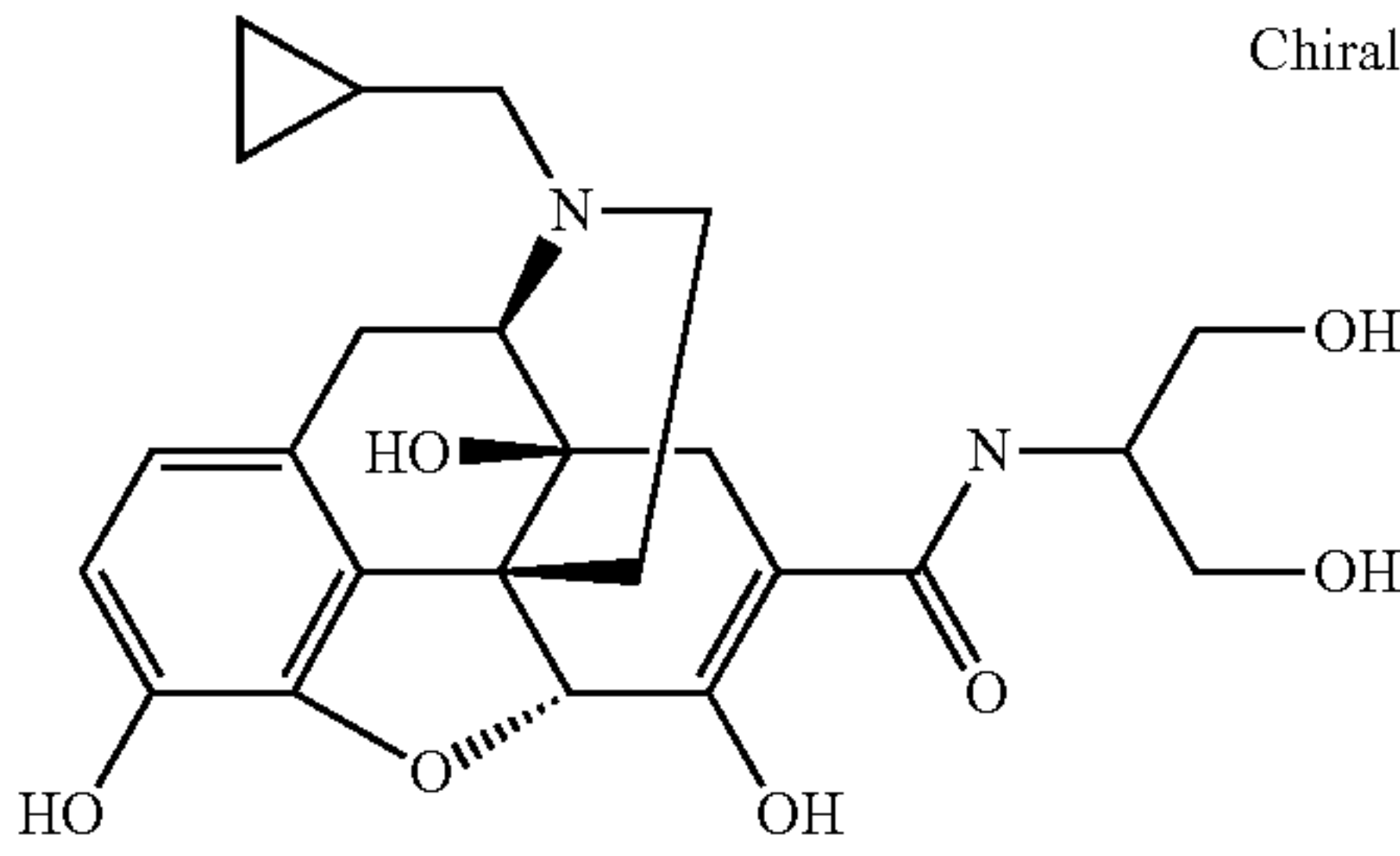
Compound No.	Chemical structure	NMR ( <sup>1</sup> H-NMR (d <sub>6</sub> -DMSO) δ)
I-64		Chiral 0.13 (d, J = 4.8 Hz, 2H), 0.43-0.55 (m, 2H), 0.85 (m, 1H), 1.41 (d, J = 12.3 Hz, 1H), 1.92 (d, J = 16.2 Hz, 1H), 2.06-2.32 (m, 4H), 2.43-2.61 (m, 3H), 3.04 (d, J = 18.3 Hz, 1H), 3.20 (d, J = 6.6 Hz, 1H), 3.33-3.44 (m, 4H), 3.82 (m, 1H), 4.59 (t, J = 5.7 Hz, 1H), 4.68 (t, J = 5.7 Hz, 1H), 4.73 (s, 2H), 6.50-6.59 (m, 2H), 7.14 (br s, 1H), 9.14 (s, 1H), 14.33 (br s, 1H)

TABLE 20-continued

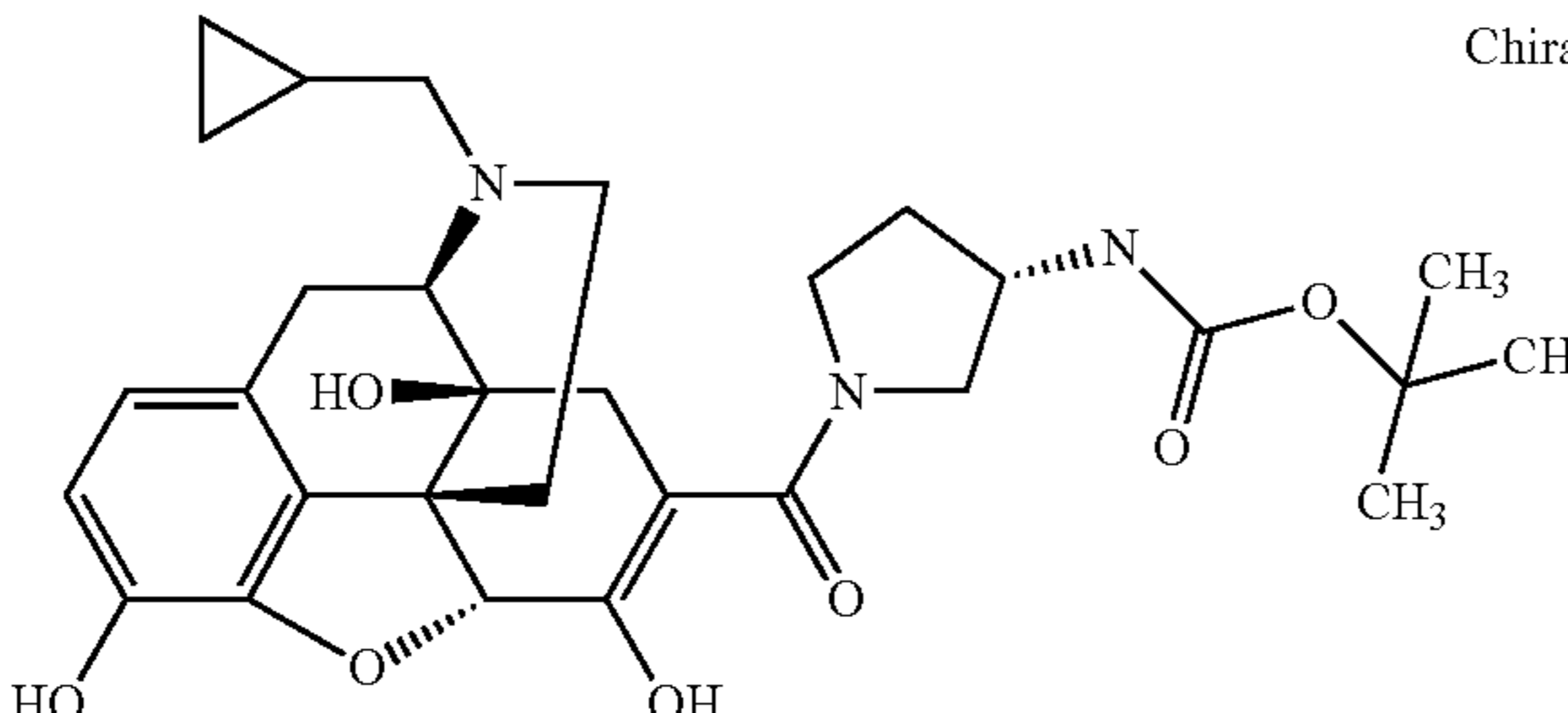
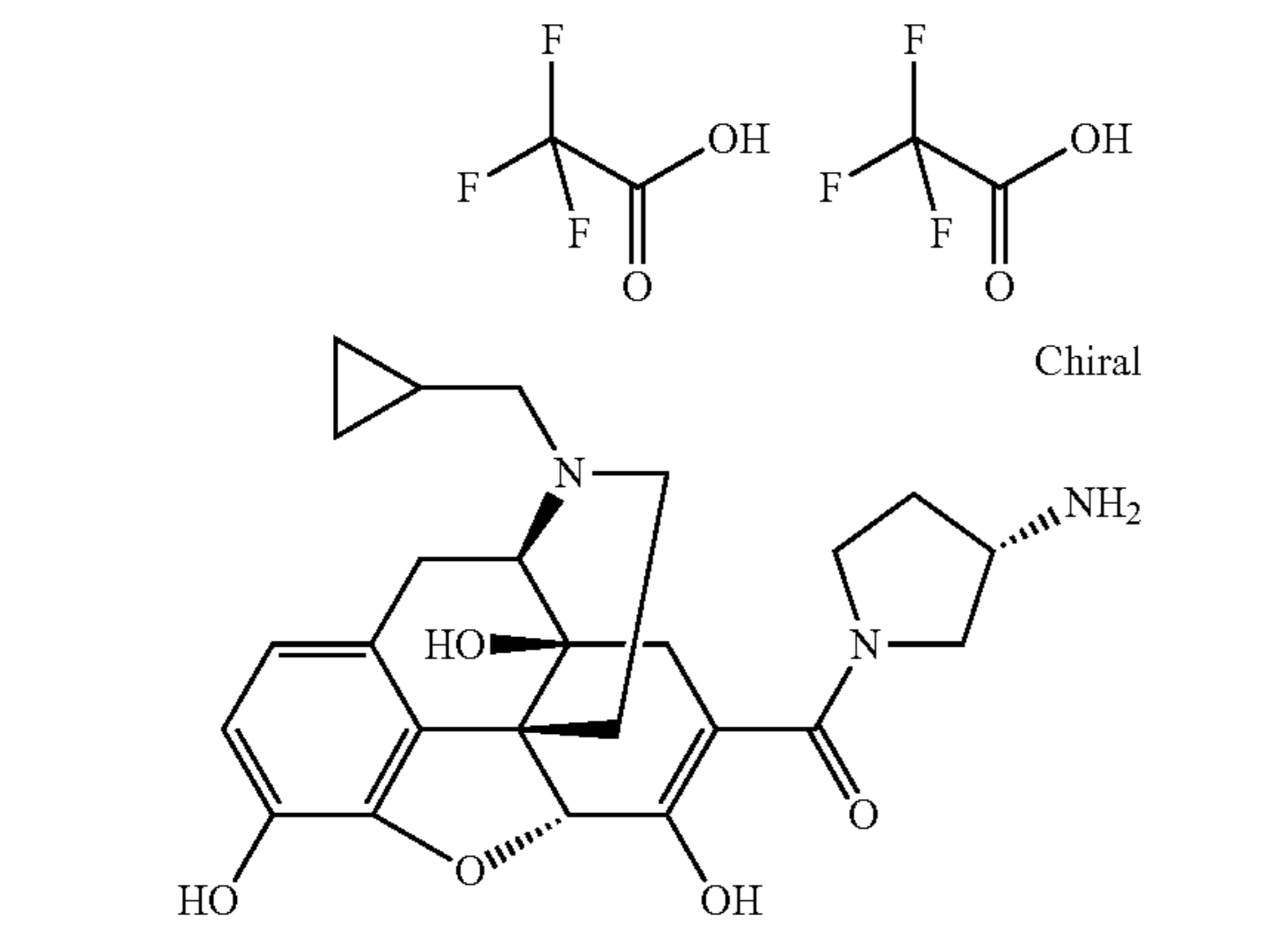
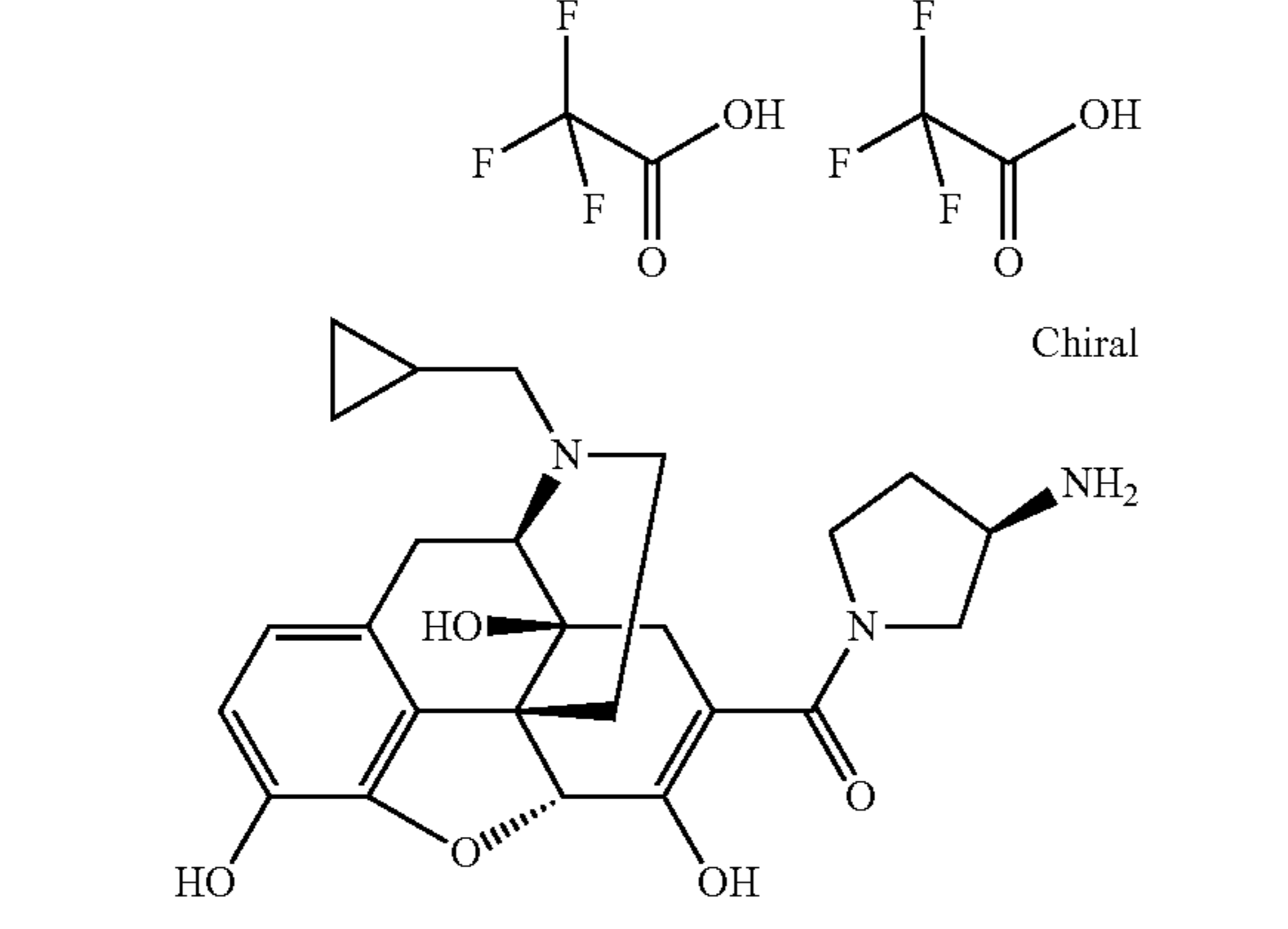
Compound No.	Chemical structure	NMR ( <sup>1</sup> H-NMR (d <sub>6</sub> -DMSO) δ)
I-65		Chiral 0.17-0.18 (m, 2H), 0.51-0.53 (m, 2H), 0.92 (m, 1H), 1.34 (m, 1H), 1.35 (br s, 9H), 1.71-3.49 (m, 14H), 3.95-4.20 (m, 3H), 5.10 (br, 1H), 5.26 (br, 1H), 6.57 (d, J = 8.4 Hz, 1H), 6.61 (d, J = 8.4 Hz, 1H), 7.10 (br, 1H), 8.35 (s, 1H), 9.24 (s, 1H).
I-66		0.41 (m, 1H), 0.50 (m, 1H), 0.60 (m, 1H), 0.69 (m, 1H), 1.08 (m, 1H), 1.56 (m, 1H), 1.76-4.29 (m, 17H), 5.19 (s, 1H), 6.66 (d, J = 8.0 Hz, 1H), 6.71 (d, J = 8.0 Hz, 1H), 8.14 (br, 1H), 8.20 (br, 1H), 8.98 (br, 1H).
I-67		0.41 (m, 1H), 0.50 (m, 1H), 0.59 (m, 1H), 0.69 (m, 1H), 1.09 (m, 1H), 1.30-4.29 (m, 18H), 5.19 (s, 1H), 5.75 (br, 1H), 6.66 (d, J = 8.4 Hz, 1H), 6.71 (d, J = 8.4 Hz, 1H), 8.21 (br, 1H), 8.26 (br, 1H), 8.99 (br, 1H).

TABLE 21

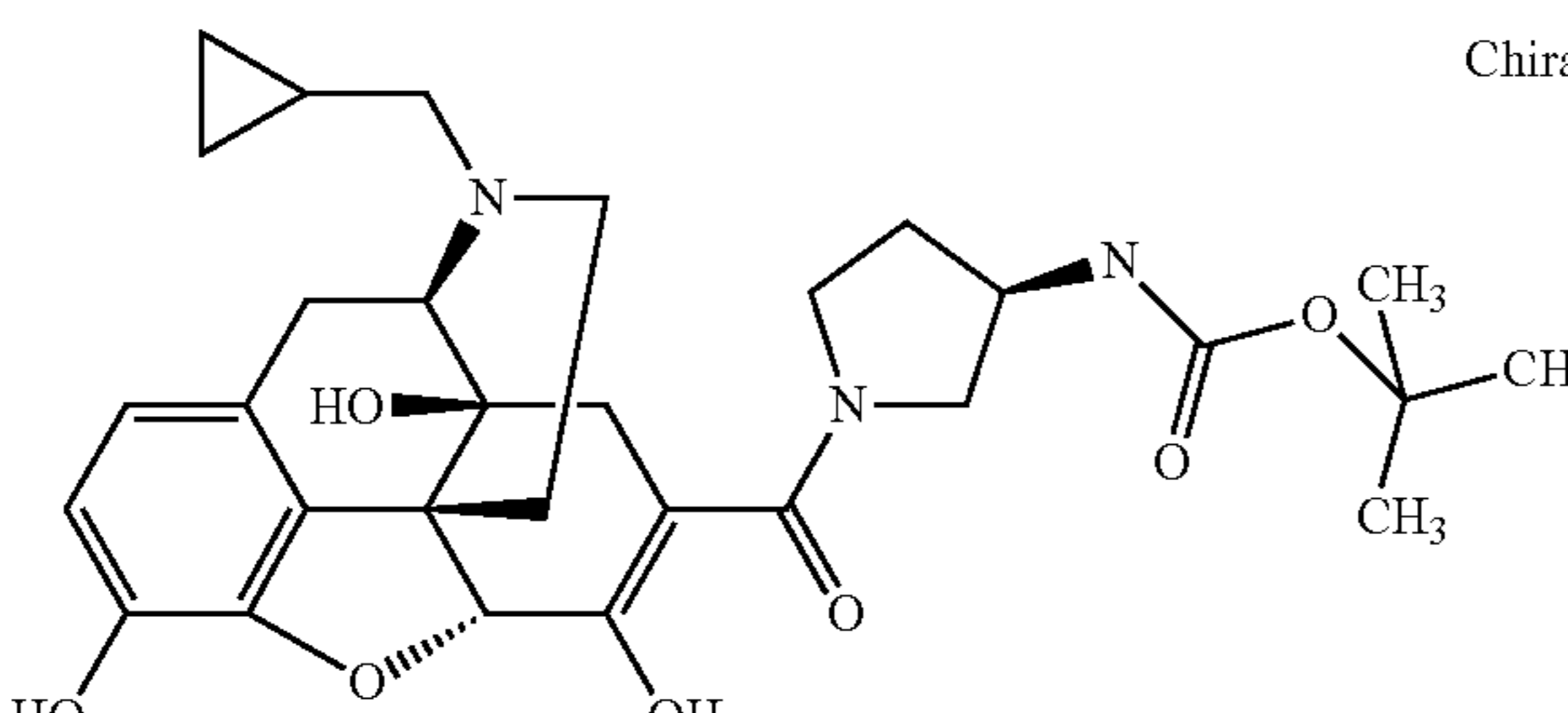
Compound No.	Chemical structure	NMR ( <sup>1</sup> H-NMR (d <sub>6</sub> -DMSO) δ)
I-68		Chiral 0.17-0.18 (m, 2H), 0.51-0.53 (m, 2H), 0.92 (m, 1H), 1.34 (m, 1H), 1.43 (br s, 9H), 1.71-2.03 (m, 5H), 2.18-2.74 (m, 4H), 2.92-3.69 (m, 5H), 3.95-4.20 (m, 2H), 5.07 (s, 1H), 5.26 (br, 1H), 6.57 (d, J = 8.0 Hz, 1H), 6.61 (d, J = 8.0 Hz, 1H), 7.20 (br, 1H), 9.25 (s, 1H).

TABLE 21-continued

Compound No.	Chemical structure	NMR ( <sup>1</sup> H-NMR (d <sub>6</sub> -DMSO) δ)
I-69	<p>Chiral</p>	0.10-0.26 (m, 2H), 0.42-0.60 (m, 2H), 0.90 (m, 1H), 1.47 (d, J = 10.5 Hz, 1H), 1.90-3.40 (m, 10H), 3.84 (s, 3H), 4.81 (br s, 1H), 6.52 (d, J = 8.1 Hz, 1H), 6.58 (d, J = 8.1 Hz, 1H), 7.80 (br s, 1H), 8.08 (br s, 1H), 9.18 (br s, 1H), 11.60 (br s, 1H)
I-70	<p>Chiral</p>	0.10-0.20 (m, 2H), 0.40-0.55 (m, 2H), 0.88 (m, 1H), 1.30-4.35 (m, 20H), 5.13 (s, 1H), 6.52 (d, J = 8.1 Hz, 1H), 6.58 (d, J = 8.1 Hz, 1H), 9.20 (br s, 1H)
I-71	<p>Chiral</p>	0.25-0.45 (m, 2H), 0.45-0.70 (m, 2H), 0.97 (m, 1H), 1.64 (d, J = 11.1 Hz, 1H), 2.00-3.40 (m, 10H), 4.07 (br s, 1H), 4.97 (s, 1H), 6.63 (d, J = 8.1 Hz, 1H), 6.68 (d, J = 8.1 Hz, 1H), 7.44 (d, J = 5.4 Hz, 1H), 7.80 (d, J = 5.4 Hz, 1H), 9.44 (br s, 1H), 13.40 (br s, 1H)
I-72	<p>Chiral</p>	0.14 (d, J = 4.5 Hz, 2H), 0.40-0.58 (m, 2H), 0.79-0.92 (m, 13H), 1.25 (br, s, 1H), 1.41 (m, 1H), 1.907 (s, 1H), 2.11-2.64 (m, 8H), 3.03 (m, 1H), 3.21-3.77 (m, 4H), 4.53 (br, s, 1H), 4.72-4.80 (m, 2H), 6.50-6.58 (m, 2H), 6.95-7.22 (m, 2H), 9.13 (s,

TABLE 22

Compound No.	Chemical structure	NMR ( <sup>1</sup> H-NMR (d <sub>6</sub> -DMSO) δ)
I-73	<p>Chiral</p>	0.14 (d, J = 4.5 Hz, 2H), 0.40-0.58 (m, 3H), 0.74-1.01 (m, 10H), 1.25-1.61 (m, 4H), 1.88 (m, 1H), 2.06-2.62 (m, 8H), 3.03 (m, 1H), 3.21 (d, J = 6.0 Hz, 1H), 3.45 (t, J = 5.4 Hz, 2H), 3.68 (m, 1H), 4.57 (m, 1H), 4.72 (s, 1H), 4.76 (br, s, 1H), 6.51-6.58 (m, 2H), 7.14-7.27 (m, 2H), 9.15 (s, 1H), 14.44 (s, 1H)

TABLE 22-continued

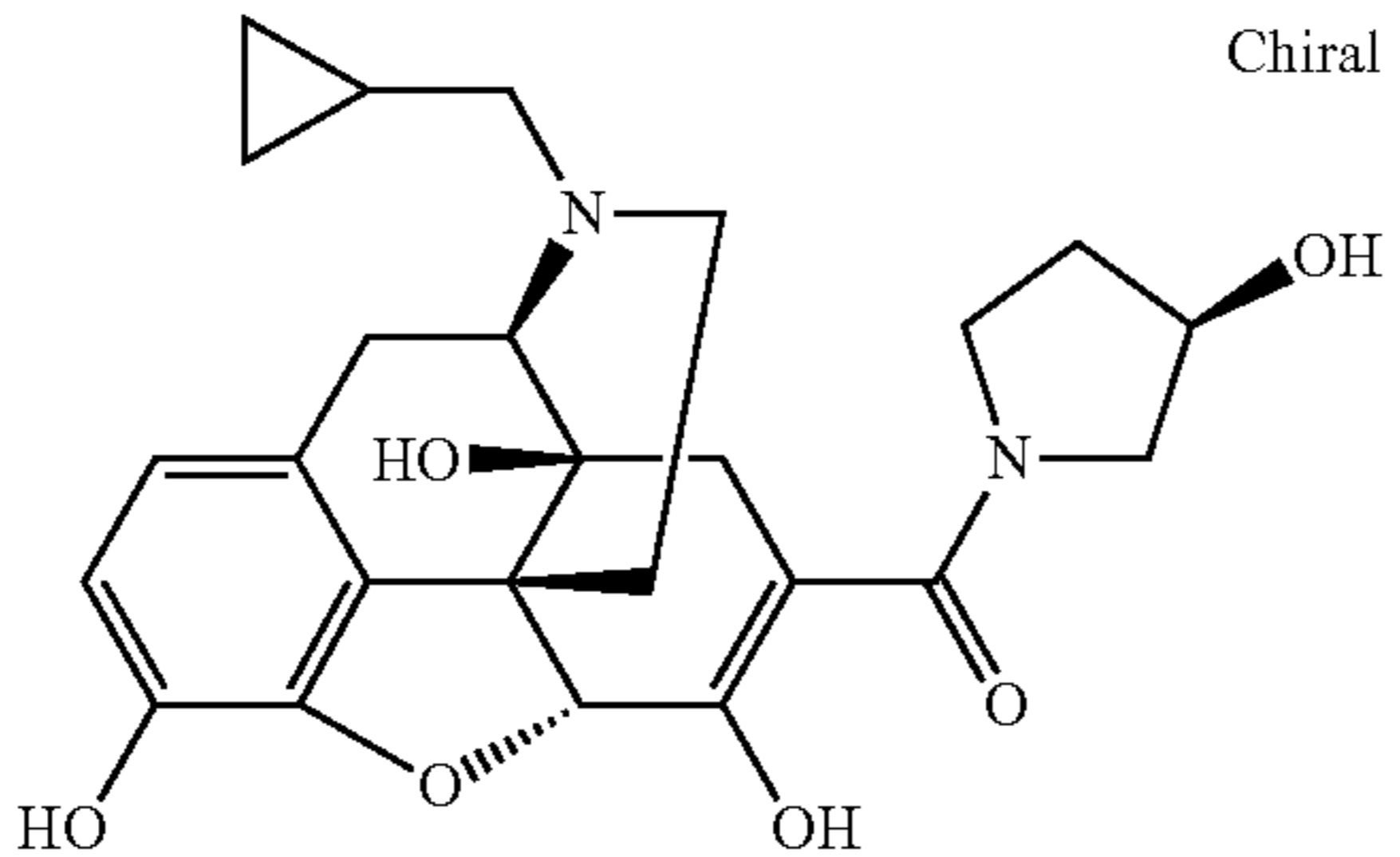
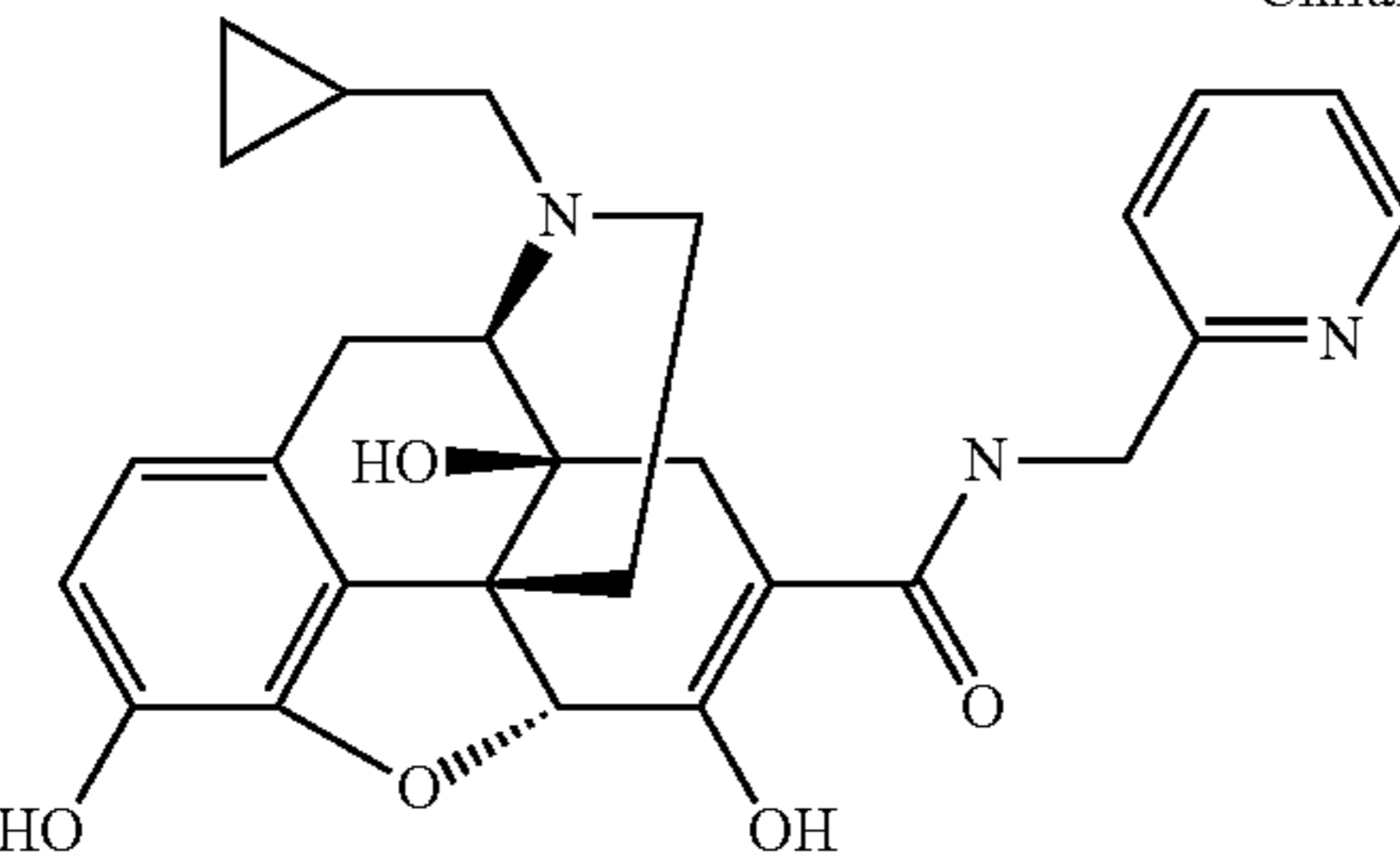
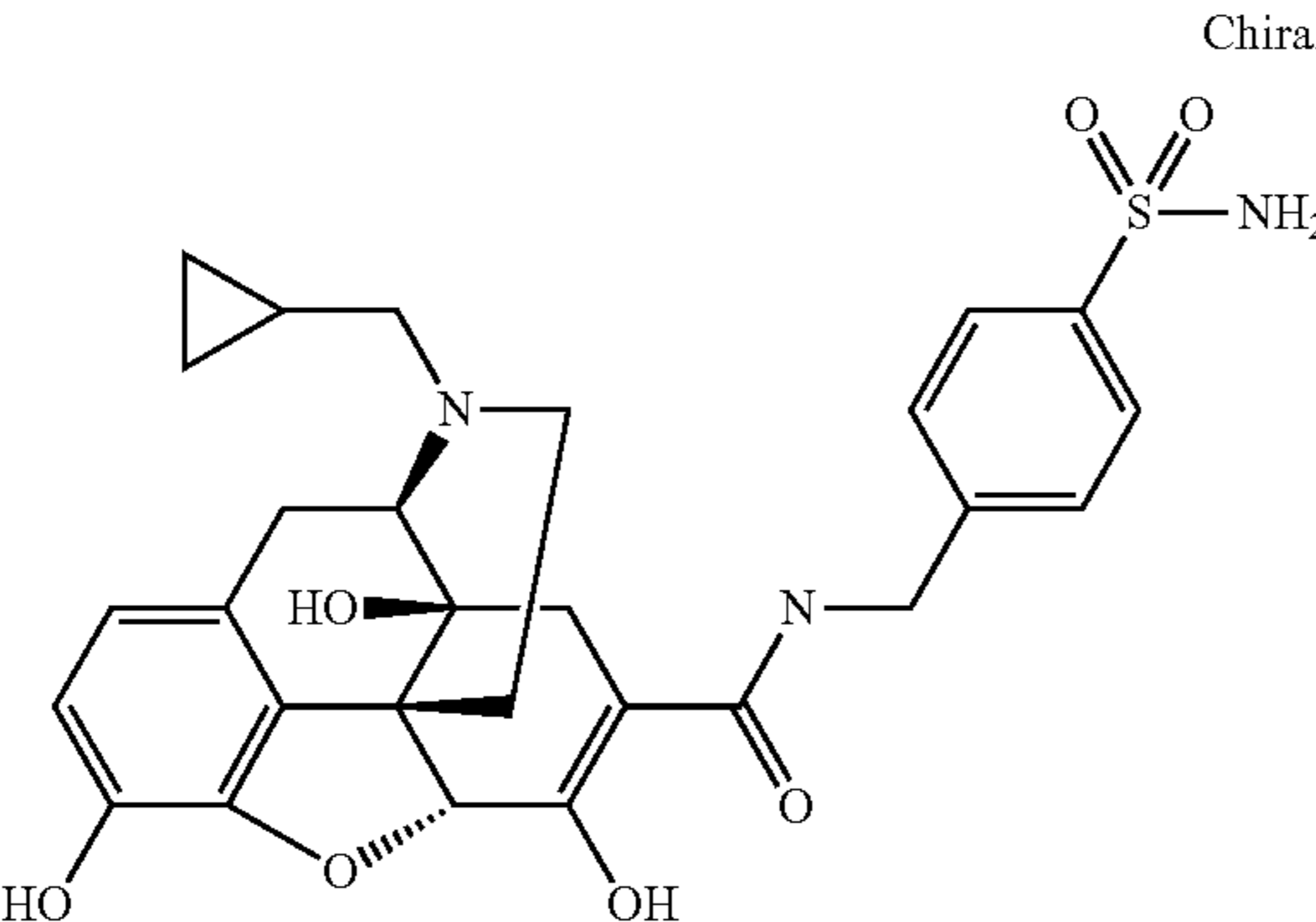
Compound No.	Chemical structure	NMR ( <sup>1</sup> H-NMR (d <sub>6</sub> -DMSO) δ)
I-74	 <p>Chiral</p>	0.16-0.18 (m, 2H), 0.52 (br d, J = 7.6 Hz, 2H), 0.92 (m, 1H), 1.35 (d, J = 11.2 Hz, 1H), 1.72-3.48 (m, 16H), 4.11-4.29 (m, 3H), 4.73-5.25 (m, 2H), 6.57 (d, J = 8.0 Hz, 1H), 6.61 (d, J = 8.0 Hz, 1H), 9.23 (s, 1H), 11.16 (s, 1H).
I-75	 <p>Chiral</p>	0.14-0.15 (m, 2H), 0.43-0.57 (m, 2H), 0.87 (m, 1H), 1.44 (d, J = 11.2 Hz, 1H), 1.97 (d, J = 15.6 Hz, 1H), 2.08-3.22 (m, 10H), 4.15-4.48 (m, 2H), 4.76 (s, 1H), 6.55 (d, J = 8.0 Hz, 1H), 6.62 (d, J = 8.4 Hz, 1H), 7.23-7.29 (m, 2H), 7.75 (m, 1H), 8.48-8.54 (m, 2H).
I-76	 <p>Chiral</p>	0.16-0.17 (m, 2H), 0.50-0.56 (m, 2H), 0.89 (m, 1H), 1.43 (br d, 1H), 1.97 (d, J = 15.6 Hz, 1H), 2.11-3.21 (m, 10H), 4.30-4.46 (m, 2H), 4.77 (s, 1H), 6.56 (d, J = 8.0 Hz, 1H), 6.62 (d, J = 8.0 Hz, 1H), 7.29 (s, 2H), 7.44 (d, J = 8.0 Hz, 2H), 7.78 (d, J = 8.0 Hz, 2H), 8.42 (br, 1H), 9.17 (br, 1H), 14.19 (s, 1H).

TABLE 23

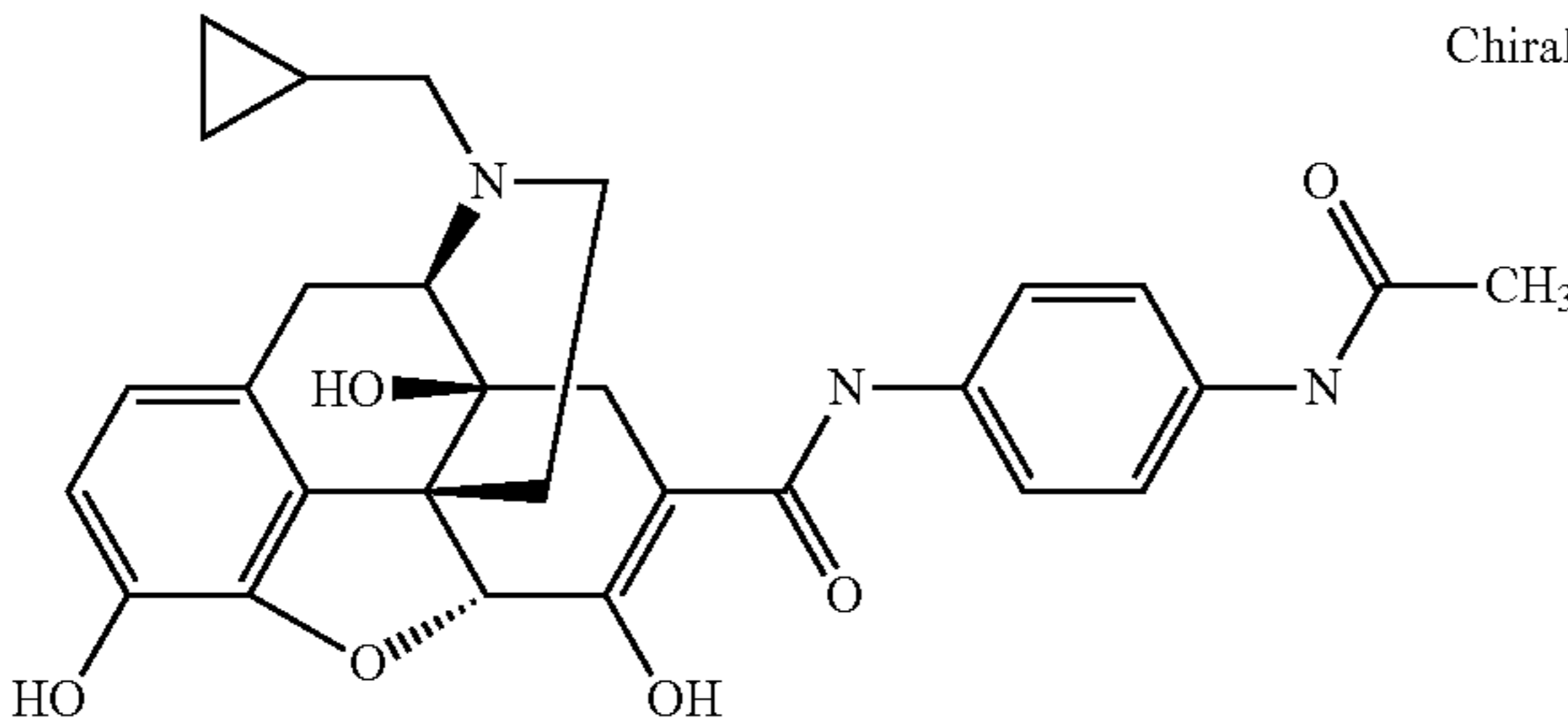
Compound No.	Chemical structure	NMR ( <sup>1</sup> H-NMR (d <sub>6</sub> -DMSO) δ)
I-77	 <p>Chiral</p>	0.10-0.25 (m, 2H), 0.44-0.60 (m, 2H), 0.88 (m, 1H), 1.45 (d, J = 11.1 Hz, 1H), 1.70-3.40 (m, 13H), 4.78 (s, 1H), 4.81 (s, 1H), 6.53 (d, J = 8.1 Hz, 1H), 6.58 (d, J = 8.1 Hz, 1H), 7.46 (d, J = 9.0 Hz, 2H), 7.48 (d, J = 9.0 Hz, 2H), 9.15 (s, 1H), 9.25 (s, 1H), 9.88 (s, 1H), 14.00 (br s, 1H)

TABLE 23-continued

Compound No.	Chemical structure	NMR ( <sup>1</sup> H-NMR (d <sub>6</sub> -DMSO) δ)
I-78		Chiral 0.10-0.25 (m, 2H), 0.44-0.60 (m, 2H), 0.89 (m, 1H), 1.17 (t, J = 7.2 Hz, 3H), 1.45 (d, J = 11.4 Hz, 1H), 1.70-3.40 (m, 10H), 3.60 (s, 2H), 4.06 (q, J = 7.2 Hz, 2H), 4.78 (s, 1H), 4.83 (s, 1H), 6.54 (d, J = 8.1 Hz, 1H), 6.58 (d, J = 8.1 Hz, 1H), 7.17 (d, J = 8.7 Hz, 2H), 7.45 (d, J = 8.7 Hz, 2H), 9.16 (s, 1H), 9.26 (s, 1H), 13.95 (br s, 1H)
I-79		Chiral 0.12-0.30 (m, 2H), 0.44-0.62 (m, 2H), 0.90 (m, 1H), 1.48 (d, J = 11.4 Hz, 1H), 1.70-3.40 (m, 10H), 3.51 (s, 2H), 4.81 (s, 1H), 6.55 (d, J = 8.1 Hz, 1H), 6.60 (d, J = 8.1 Hz, 1H), 7.17 (d, J = 8.4 Hz, 2H), 7.44 (d, J = 8.4 Hz, 2H), 9.20 (s, 1H), 9.40 (br s, 1H), 14.00 (br s, 1H)
I-80		Chiral 0.10-0.17 (m, 2H), 0.46-0.52 (m, 2H), 0.86 (m, 1H), 1.41 (d, J = 13.2 Hz, 1H), 1.87 (m, 1H), 2.09-2.64 (m, 8H), 3.00-3.50 (m, 15H), 4.57 (m, 1H), 4.73 (br s, 2H), 6.50-6.57 (m, 2H), 7.73 (br s, 1H), 9.14 (s, 1H), 14.38 (br s, 1H)
I-81		Chiral 0.30-0.50 (m, 2H), 0.50-0.70 (m, 2H), 1.05 (m, 1H), 1.50-3.40 (m, 11H), 4.58 (s, 1H), 5.39 (s, 1H), 6.52 (d, J = 6.0 Hz, 1H), 6.59 (d, J = 6.0 Hz, 1H), 6.84 (br s, 1H), 7.26 (m, 1H), 7.38 (m, 1H), 9.15

TABLE 24

Compound No.	Chemical structure	NMR ( <sup>1</sup> H-NMR (d <sub>6</sub> -DMSO) δ)
I-82		Chiral <sup>1</sup> H-NMR (CDCl <sub>3</sub> + CD <sub>3</sub> OD) d: 0.17 (brs, 2 H), 0.59 (brs, 2 H), 0.89 (brs, 1 H), 1.71 (d, J = 10.8 Hz, 1 H), 2.17 (d.d, J = 17.1 & 1.8 Hz, 1 H), 2.22-2.57 (m, 4 H), 2.60-2.84 (m, 3 H), 3.06 (d, J = 15.6 Hz, 1 H), 3.24 (brs, 1 H), 4.07 (s, 3 H), 5.31 (s, 1 H), 6.56 (d, J = 8.4 Hz, 1 H), 6.67 (d, J = 8.4 Hz, 1 H), 7.02-7.10 (m, 1 H), 7.26-7.32 (m, 2 H), 7.39 (d.d, J = 8.4 & 0.9 Hz, 2 H), 9.61 (s, 1 H).

TABLE 24-continued

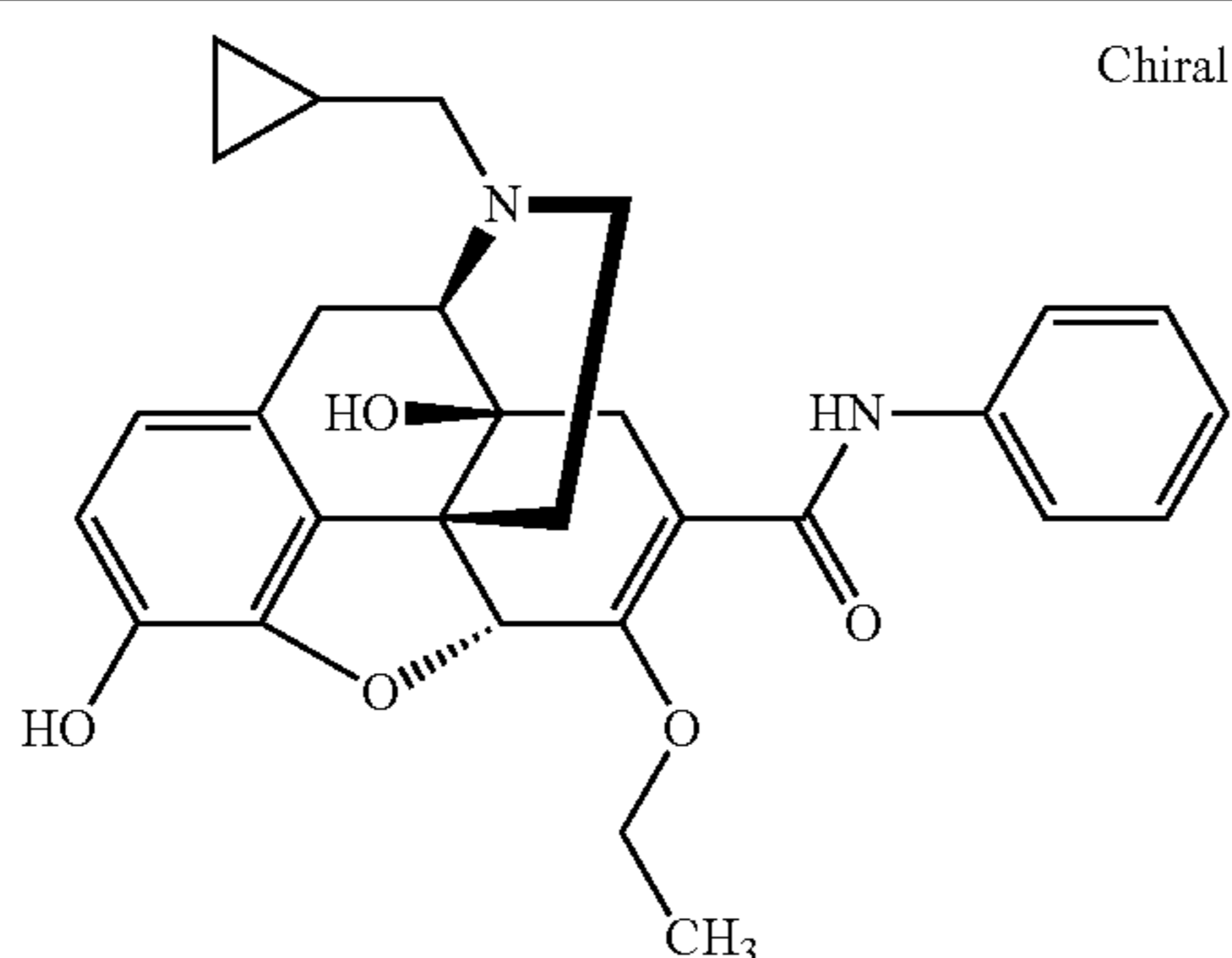
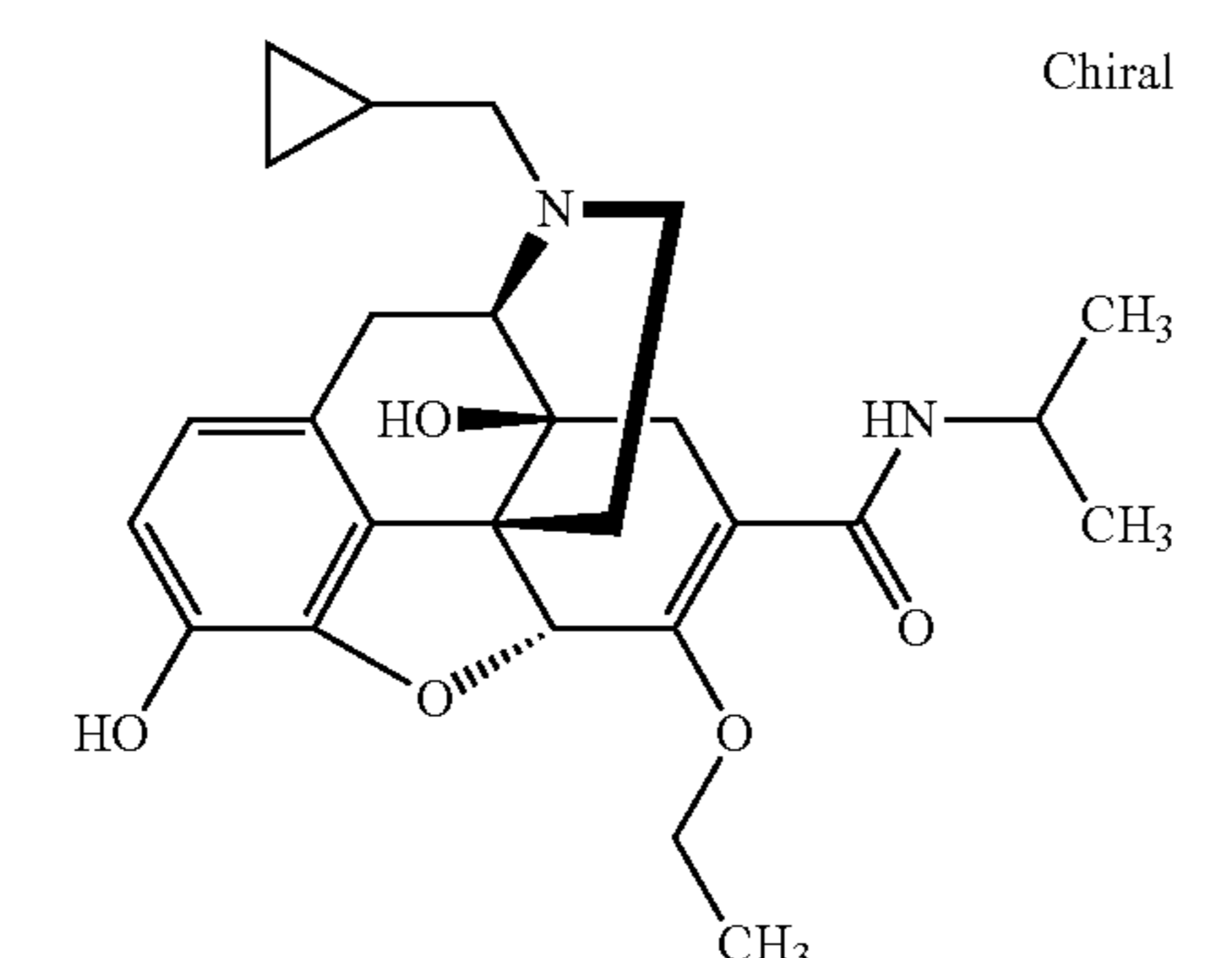
Compound No.	Chemical structure	NMR ( <sup>1</sup> H-NMR (d <sub>6</sub> -DMSO) δ)
I-83		Chiral <sup>1</sup> H-NMR (CDCl <sub>3</sub> +30 CD <sub>3</sub> OD) d: 0.15 (brs, 2 H), 0.58 (brs, 2 H), 0.88 (brs, 1 H), 1.49 (t, J = 6.9 Hz, 3 H), 1.68 (d, J = 9.9 Hz, 1 H), 2.15 (d.d, J = 17.1 & 1.5 Hz, 1 H), 2.28 (brs, 2 H), 2.39 (brs, 2 H), 2.60-2.80 (m, 3 H), 3.06 (d, J = 18.3 Hz, 1 H), 3.26 (brs, 1 H), 4.29 (q, J = 6.9 Hz, 1 H), 4.48 (q, J = 6.9 Hz, 1 H), 5.27 (s, 1 H), 6.56 (d, J = 7.8 Hz, 1 H), 6.66 (d, J = 7.8 Hz, 1 H), 7.03-7.09 (m, 1 H), 7.26-7.31 (m, 2 H), 7.50 (d.d, J = 8.7 & 0.9 Hz, 2 H).
I-84		Chiral <sup>1</sup> H-NMR (CDCl <sub>3</sub> + CD <sub>3</sub> OD) d: 0.16 (brs, 2 H), 0.57 (brs, 2 H), 0.86 (brs, 1 H), 1.13 (d, J = 6.6 Hz, 3 H), 1.14 (d, J = 6.6 Hz, 3 H), 1.39 (t, J = 6.9 Hz, 3 H), 1.66 (d, J = 9.0 Hz, 1 H), 2.08 (d.d, J = 17.1 & 1.5 Hz, 1 H), 2.21 (brs, 2 H), 2.38 (brs, 2 H), 2.58-2.77 (m, 3 H), 3.03 (d, J = 18.6 Hz, 1 H), 3.21 (brs, 1 H), 4.03 (quint, J = 6.6 Hz, 1 H), 4.20 (q, J = 6.9 Hz, 1 H), 4.40 (q, J = 6.9 Hz, 1 H), 5.19 (s, 1 H), 6.54 (d, J = 8.1 Hz, 1 H), 6.65 (d, J = 8.1 Hz, 1 H), 7.50 (d, J = 7.5 Hz, 1 H).

TABLE 25

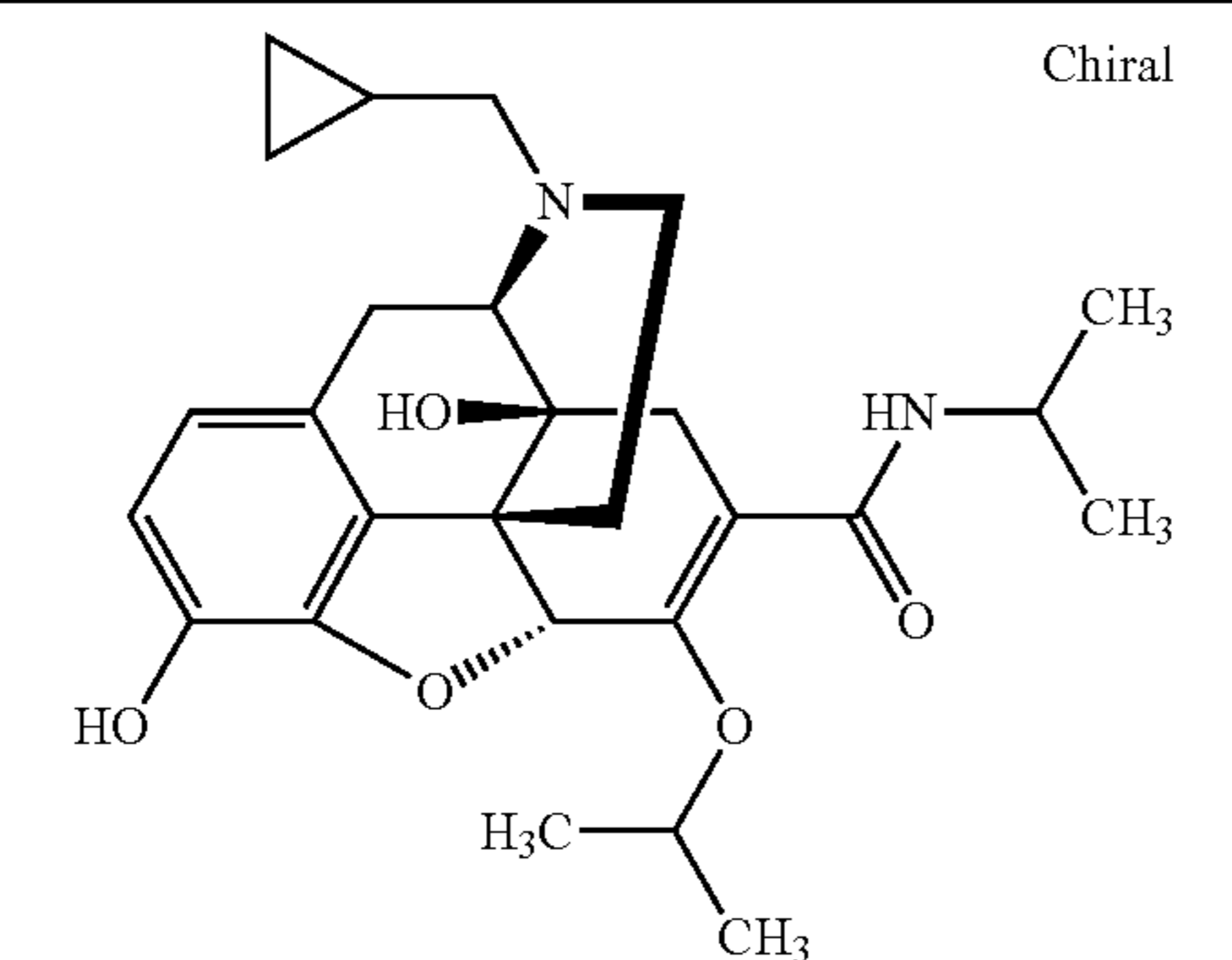
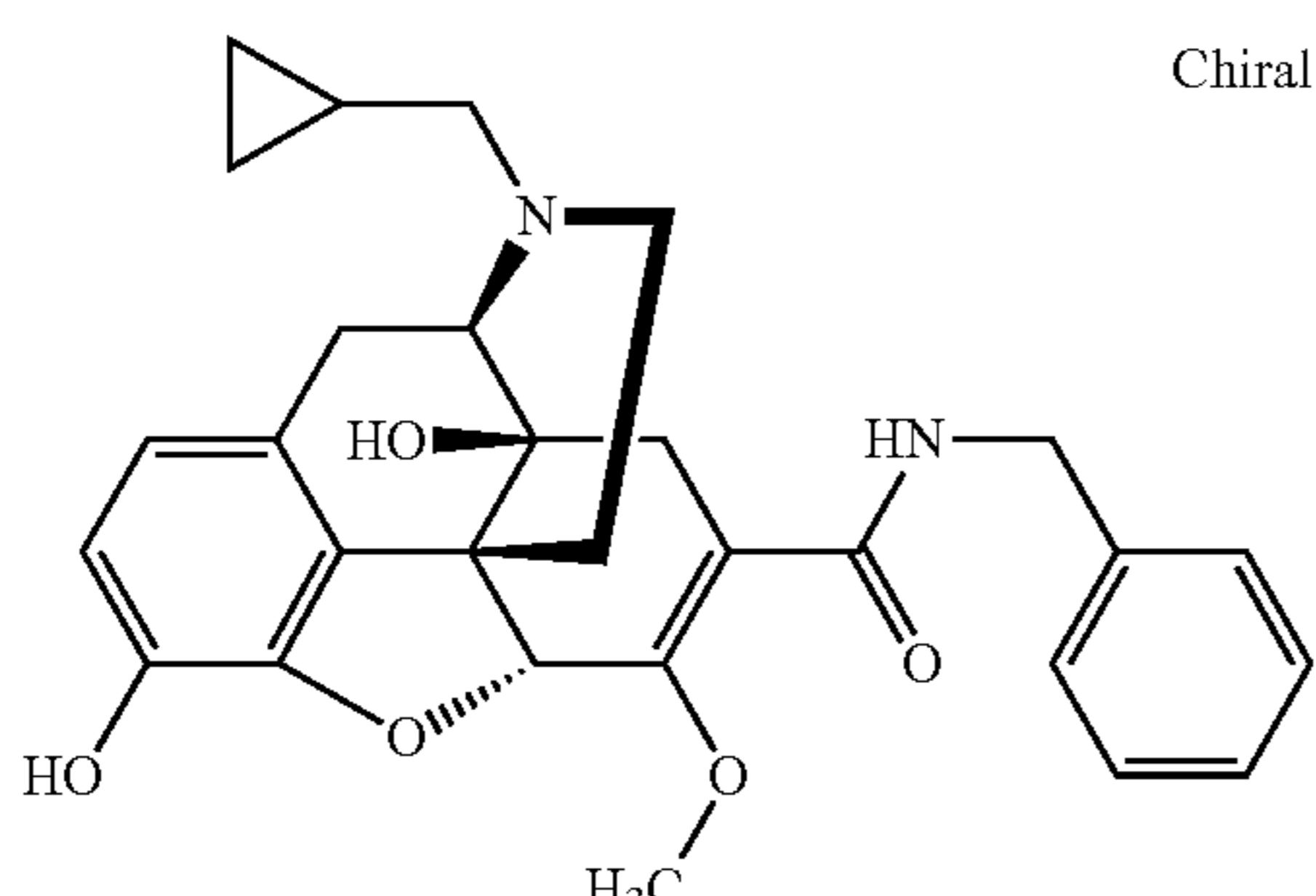
Compound No.	Chemical structure	NMR ( <sup>1</sup> H-NMR (d <sub>6</sub> -DMSO) δ)
I-85		Chiral <sup>1</sup> H-NMR (CDCl <sub>3</sub> + CD <sub>3</sub> OD) d: 0.14(brs, 2 H), 0.56 (brs, 2 H), 0.86 (brs, 1 H), 1.14 (d, J = 6.6 Hz, 3 H), 1.15 (d, J = 6.6 Hz, 3 H), 1.32 (d, J = 4.8 Hz, 1 H), 1.34 (d, J = 4.8 Hz, 3 H), 1.64 (d, J = 9.9 Hz, 1 H), 2.10 (d.d, J = 17.1 & 1.5 Hz, 1 H), 2.27 (brs, 2 H), 2.39 (brs, 2 H), 2.55-2.77 (m, 3 H), 3.04 (d, J = 18.3 Hz, 1 H), 3.22 (brs, 1 H), 4.03 (quint, J = 6.6 Hz, 1 H), 4.81 (quint, J = 6.0 Hz, 1 H), 5.10 (s, 1 H), 6.54 (d, J = 8.4 Hz, 1 H), 6.67 (d, J = 8.4 Hz, 1 H), 7.76 (d, J = 6.9 Hz, 1 H).
I-86		Chiral <sup>1</sup> H-NMR (CDCl <sub>3</sub> + CD <sub>3</sub> OD) d: 0.16 (brs, 2 H), 0.568 (brs, 2 H), 0.87 (brs, 1 H), 1.67 (d, J = 9.9 Hz, 1 H), 2.14 (d.d, J = 18.3 & 1.2 Hz, 1 H), 2.27 (brs, 2 H), 2.41 (brs, 2 H), 3.05 (d, J = 18.6 Hz, 1 H), 3.25 (brd, J = 4.5 Hz, 1 H), 3.92 (s, 1 H), 4.46 (d, J = 5.7 Hz, 2 H), 5.23 (s, 1 H), 6.54 (d, J = 8.1 Hz, 1 H), 6.64 (d, J = 8.1 Hz, 1 H), 7.20-7.36 (m, 5 H), 8.03 (brt, J = 5.7 Hz, 1 H).

TABLE 25-continued

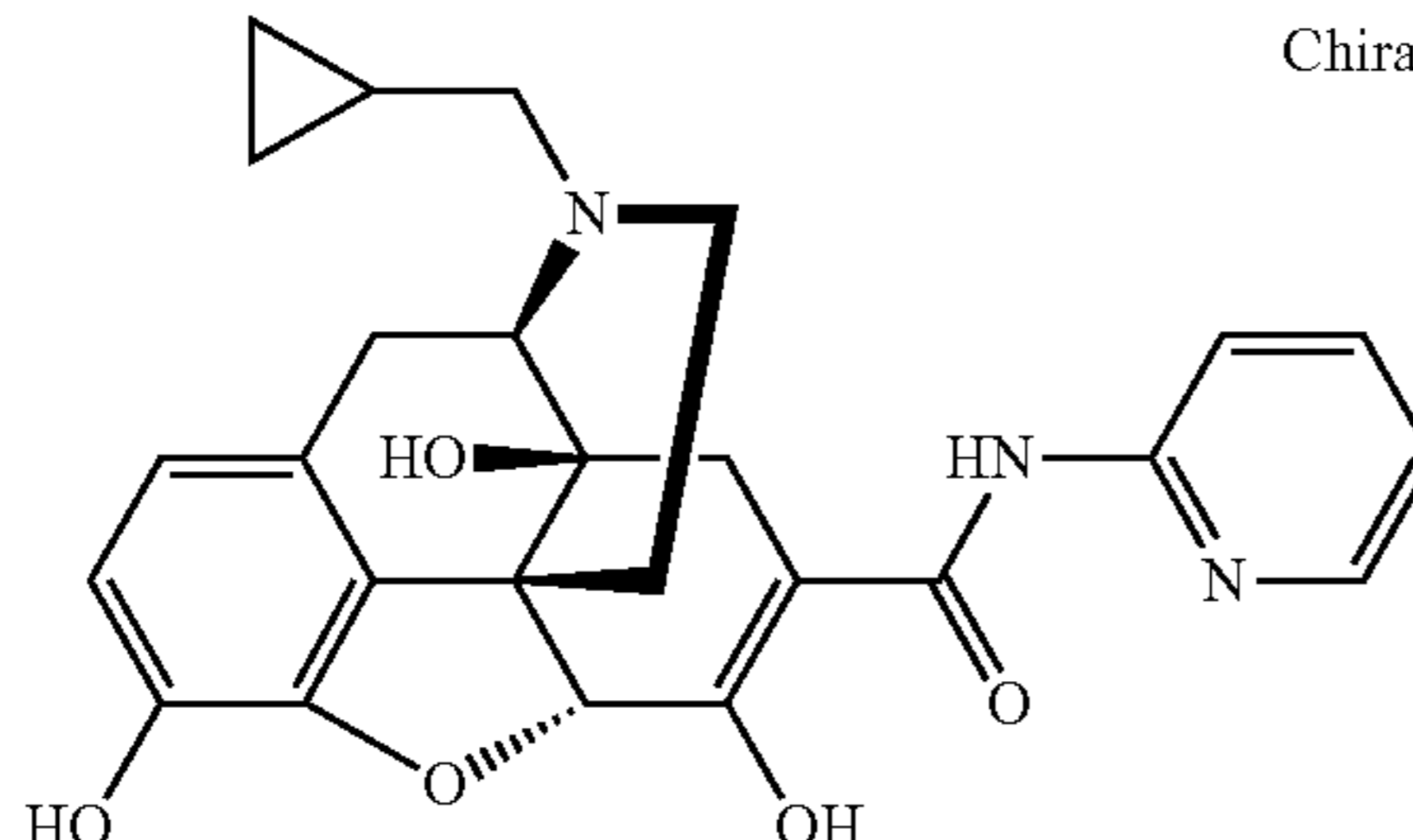
Compound No.	Chemical structure	NMR ( <sup>1</sup> H-NMR (d <sub>6</sub> -DMSO) δ)
I-87		Chiral <sup>1</sup> H-NMR (CDCl <sub>3</sub> + CD <sub>3</sub> OD) δ: 0.26 (brs, 2 H), 0.63 (brs, 2 H), 0.94 (brs, 1 H), 1.72 (brd, J = 9.0 Hz, 1 H), 2.09-2.93 (m, 8 H), 3.15 (d, J = 18.9 Hz, 1 H), 4.97 (s, 1 H), 6.61 (d, J = 8.1 Hz, 1 H), 6.70 (d, J = 8.1 Hz, 1 H), 7.04-7.08 (m, 1 H), 7.69-7.75 (m, 1 H), 8.13 (d, J = 14.0 Hz, 2 H), 8.23 (d, J = 3.9 Hz, 1 H).

TABLE 26

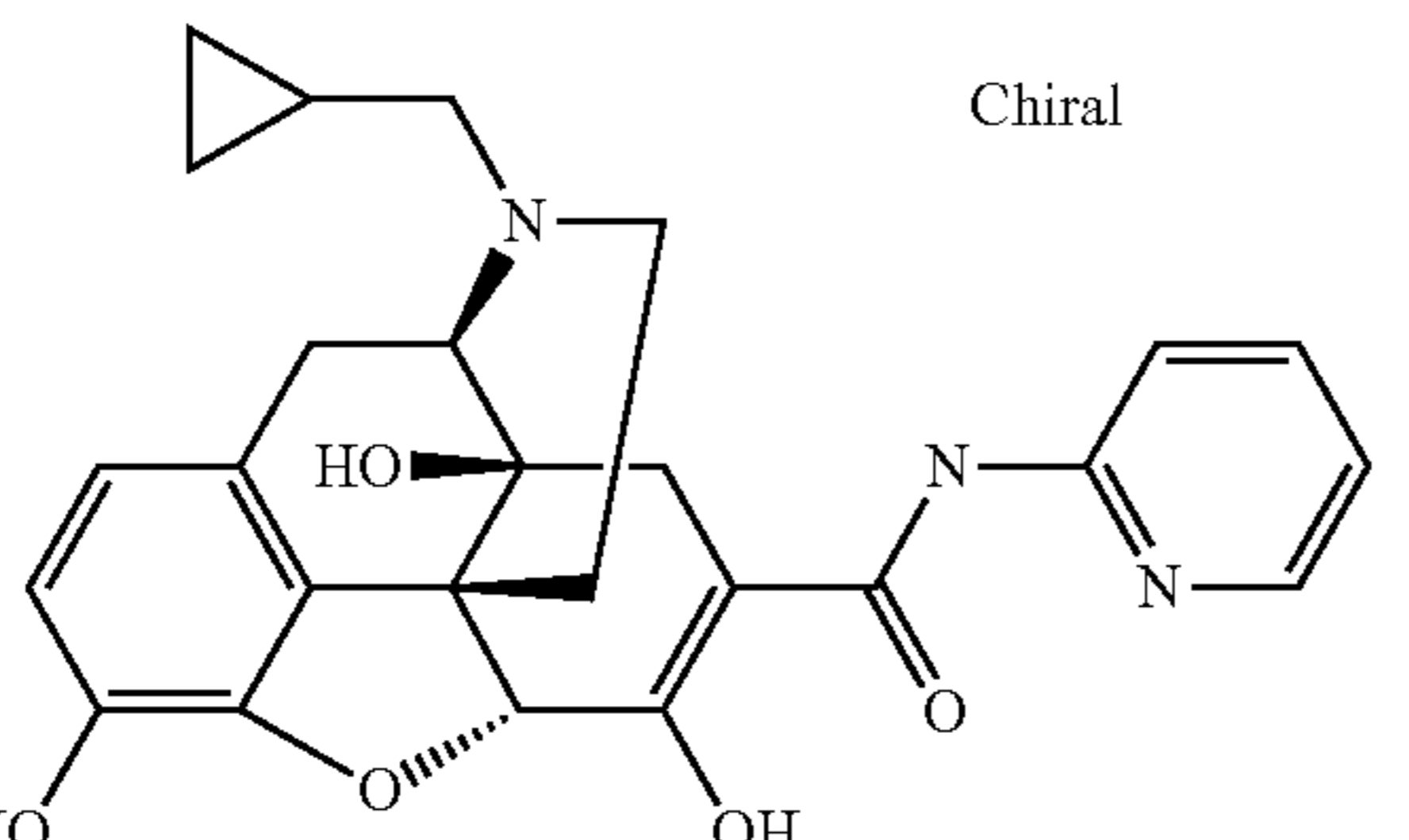
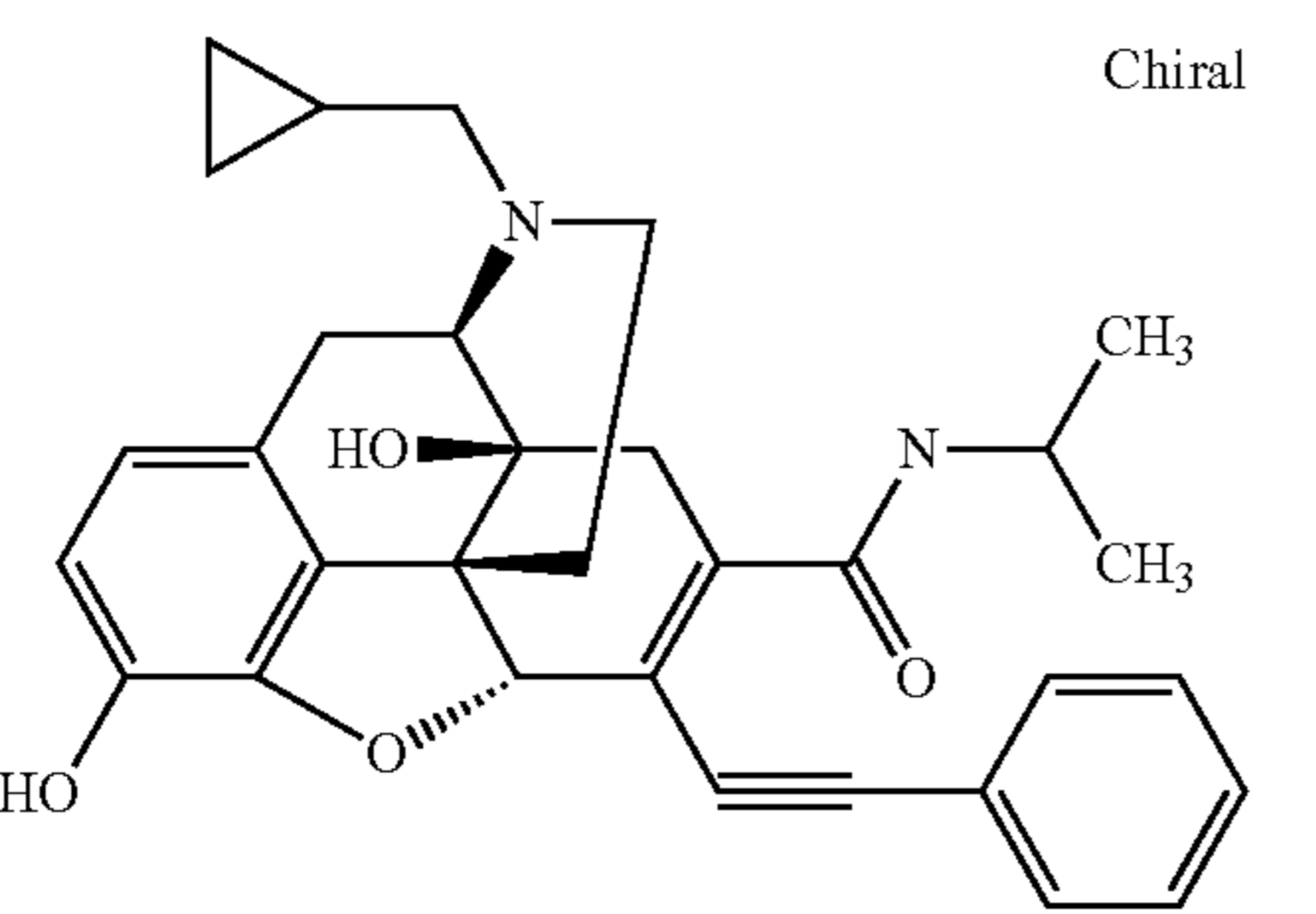
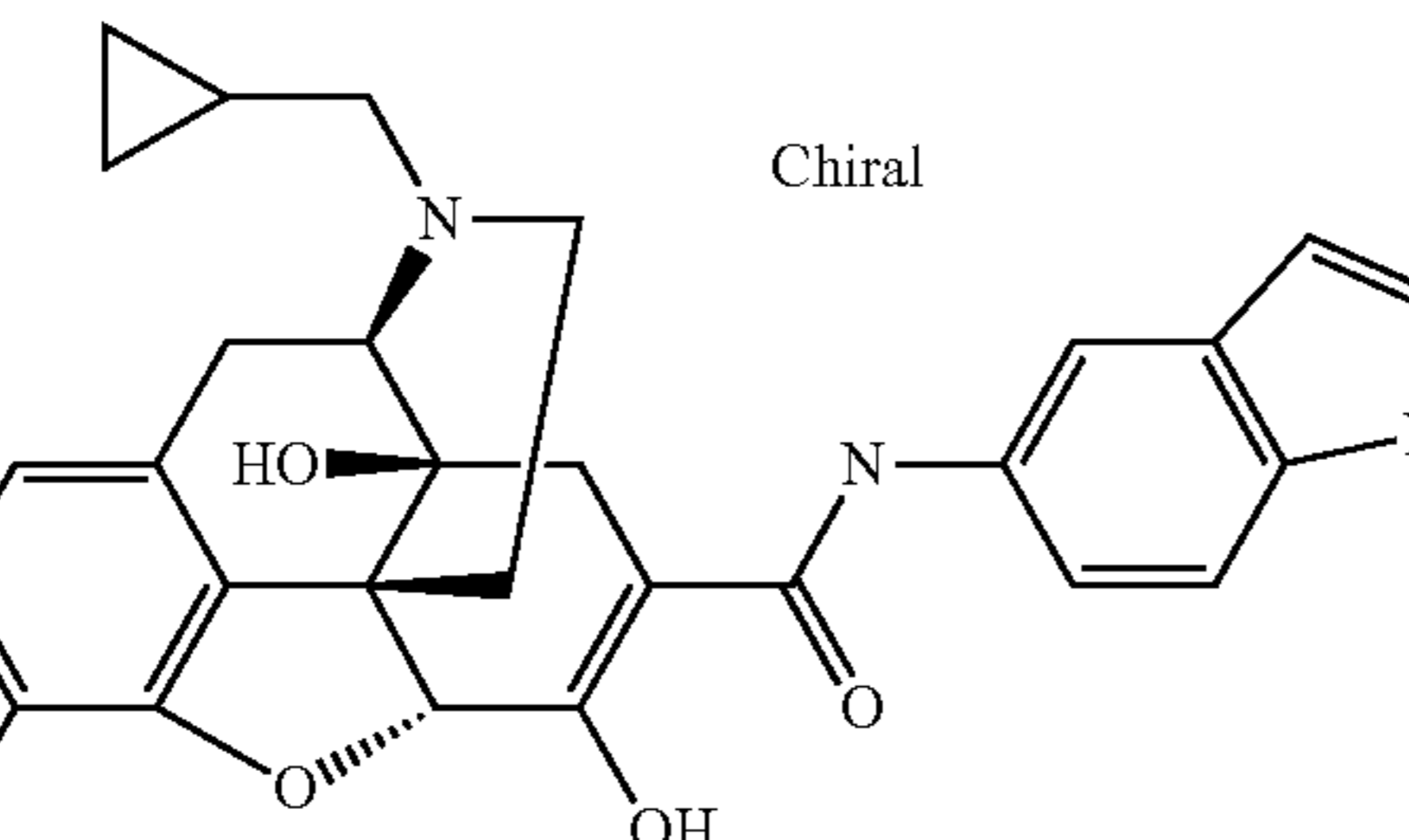
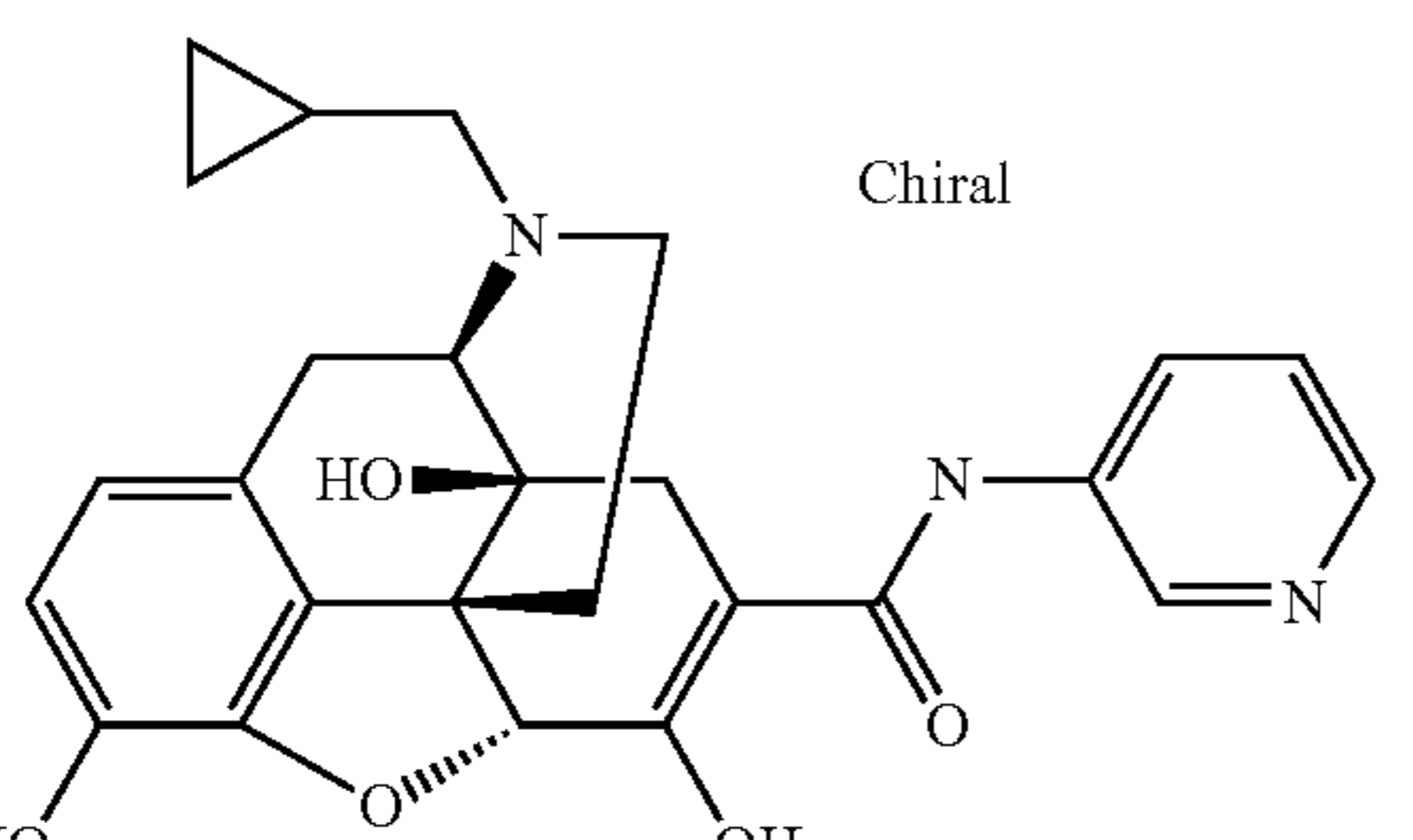
Compound No.	Chemical structure	LC/MS* <sup>1</sup>	NMR ( <sup>1</sup> H-NMR (d <sub>6</sub> -DMSO) δ)
I-89		m/z 462 [M + H] <sup>+</sup> 0.94 min	Chiral
I-90		m/z 511 [M + H] <sup>+</sup> 0.63 min	Chiral
I-91		m/z 500 [M + H] <sup>+</sup> 0.44 min	Chiral
I-92		m/z 462 [M + H] <sup>+</sup> 0.44 min	Chiral

TABLE 26-continued

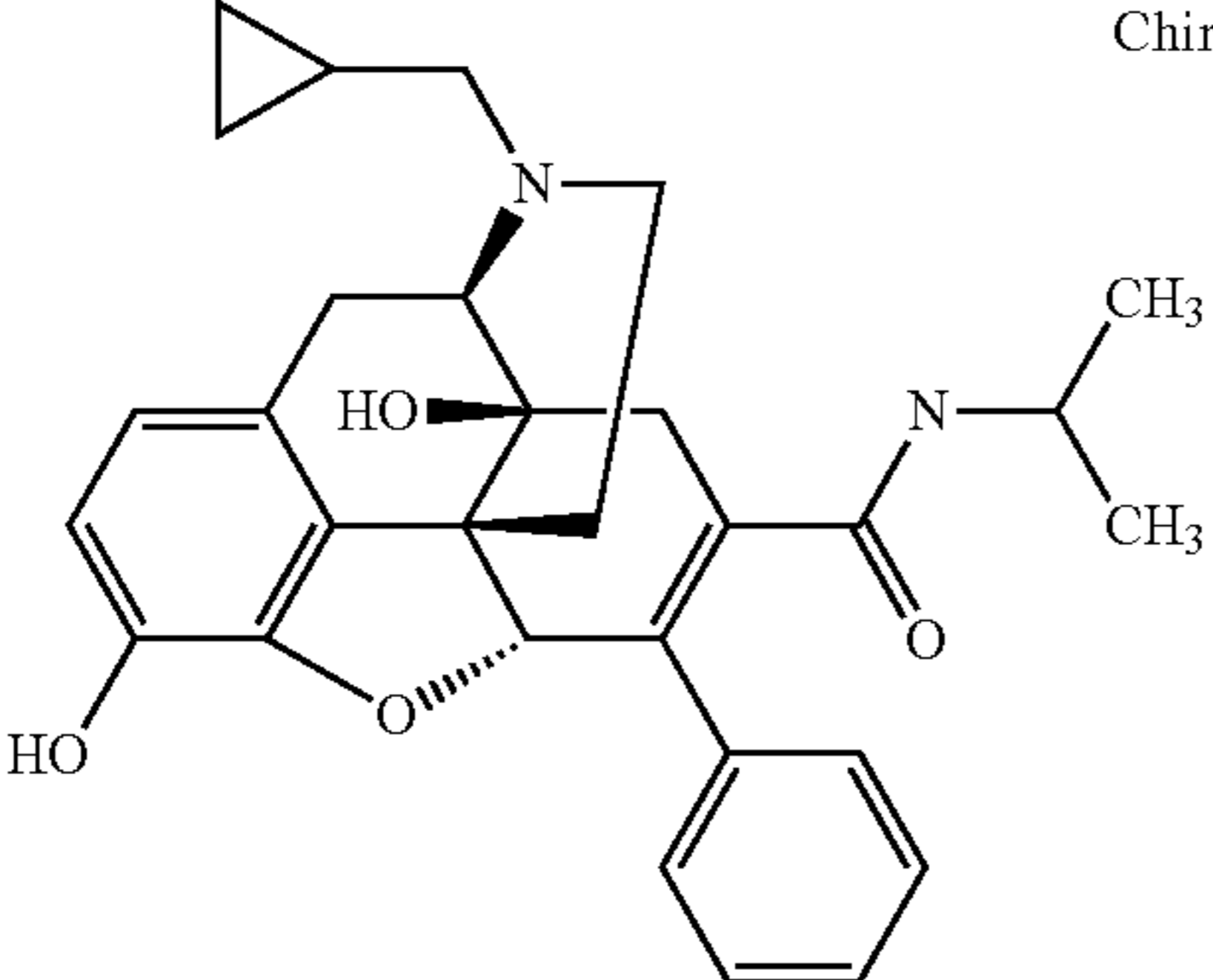
Compound No.	Chemical structure	LC/MS* <sup>1</sup>	NMR (1H-NMR (d6-DMSO) $\delta$ )
I-93		Chiral m/z 487 [M + H] <sup>+</sup> 0.50 min	

TABLE 27

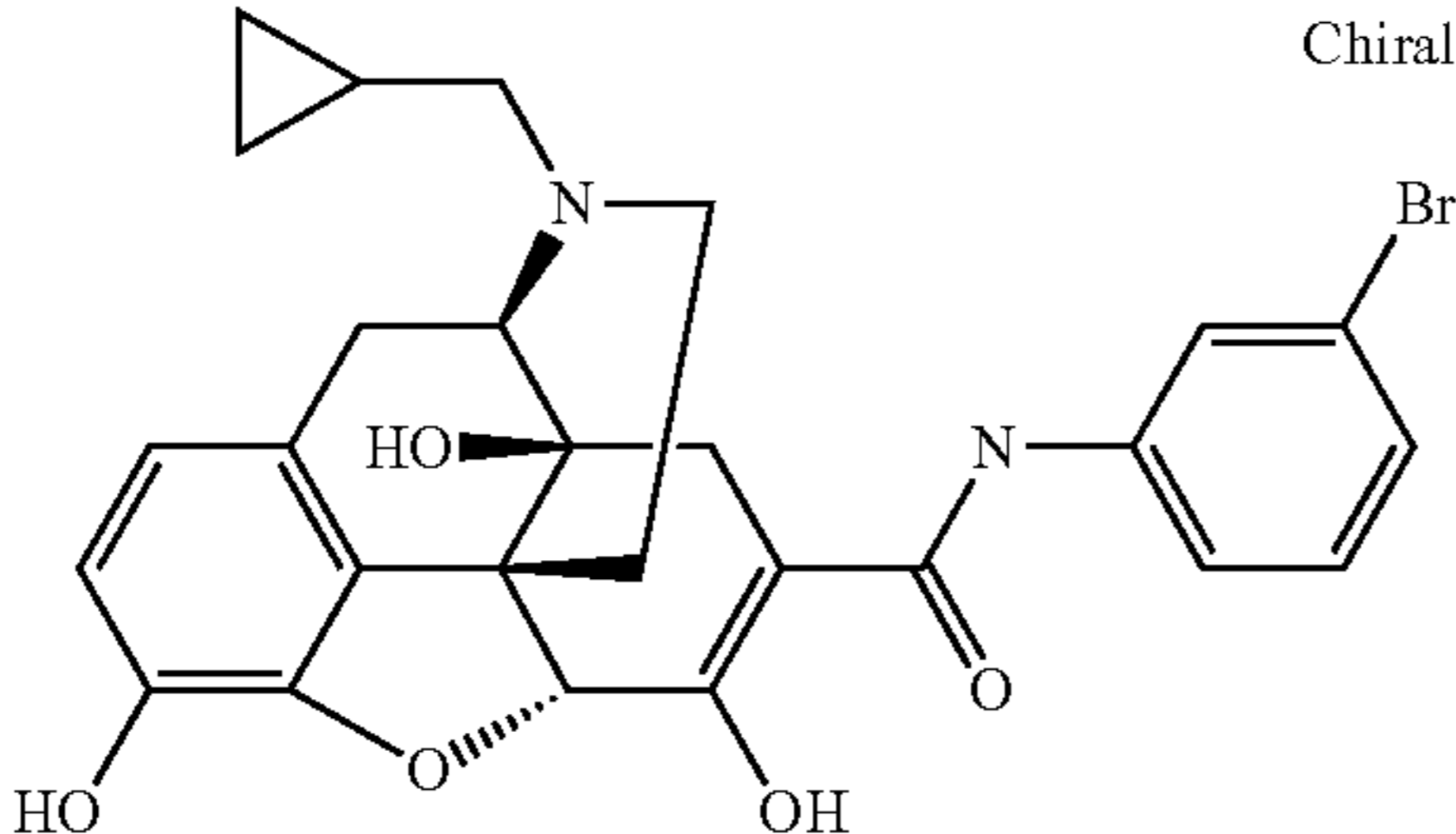
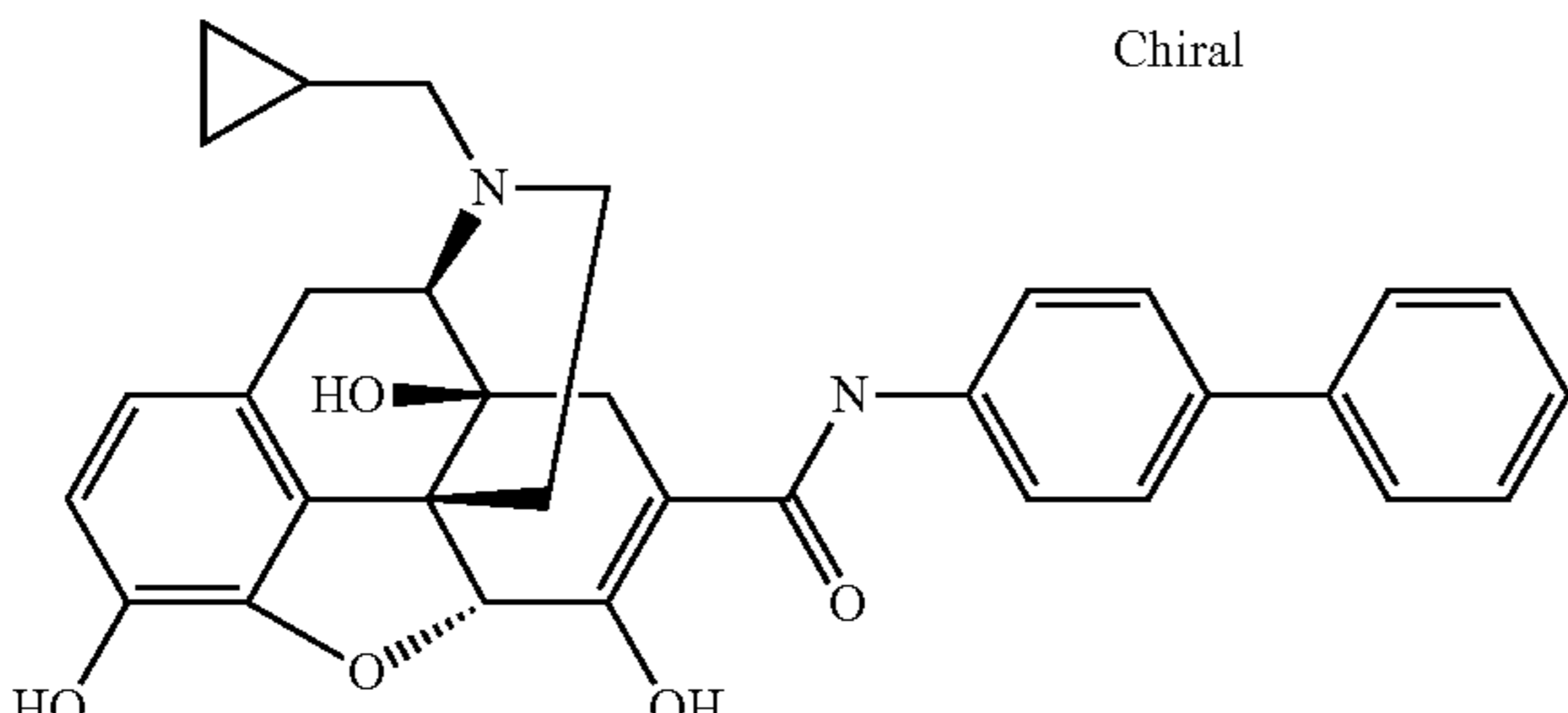
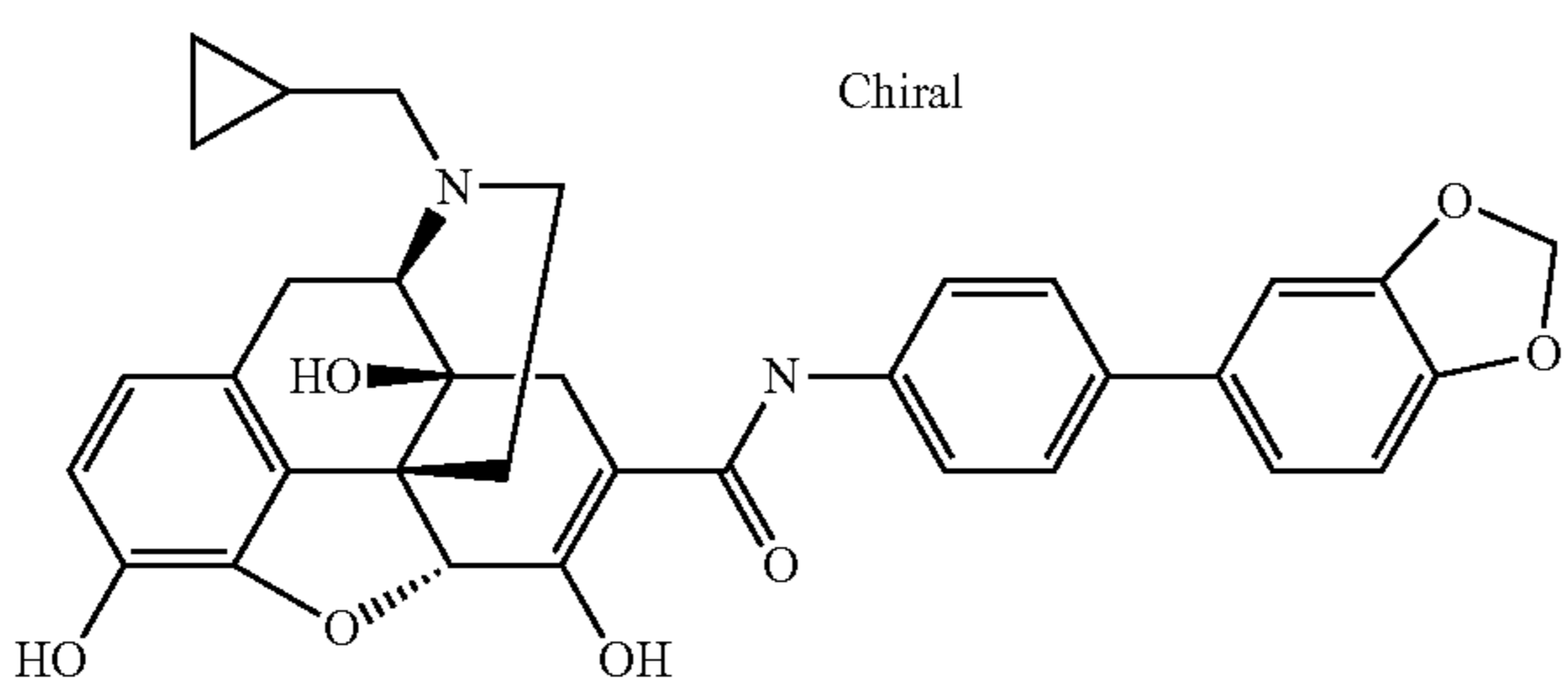
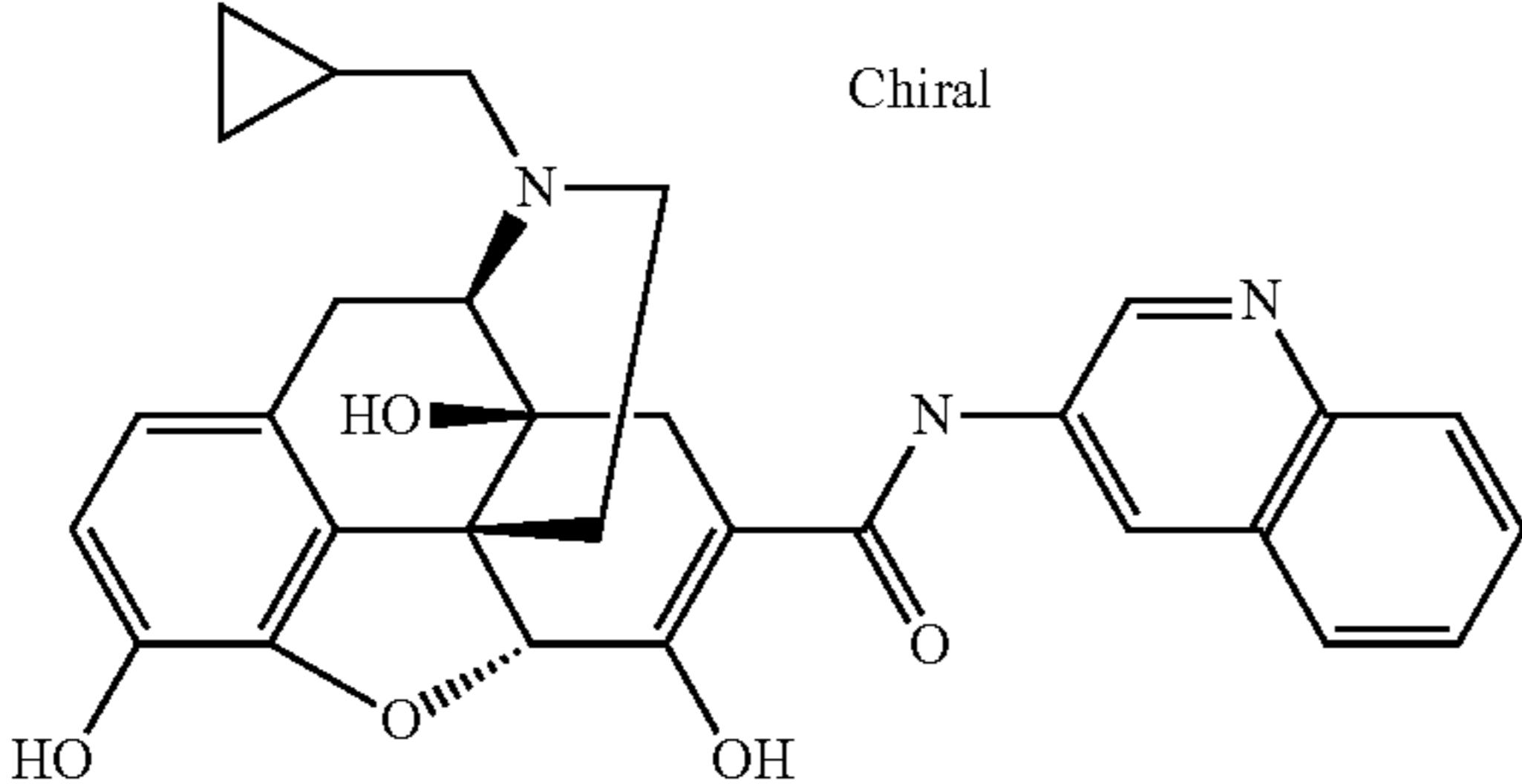
Compound No.	Chemical structure	LC/MS* <sup>1</sup>	NMR (1H-NMR (d6-DMSO) $\delta$ )
I-94		Chiral m/z 540 [M + H] <sup>+</sup> 1.07 min	
I-95		Chiral m/z 537 [M + H] <sup>+</sup> 1.12 min	
I-96		Chiral m/z 581 [M + H] <sup>+</sup> 1.15 min	
I-97		Chiral m/z 512 [M + H] <sup>+</sup> 0.50 min	



TABLE 27-continued

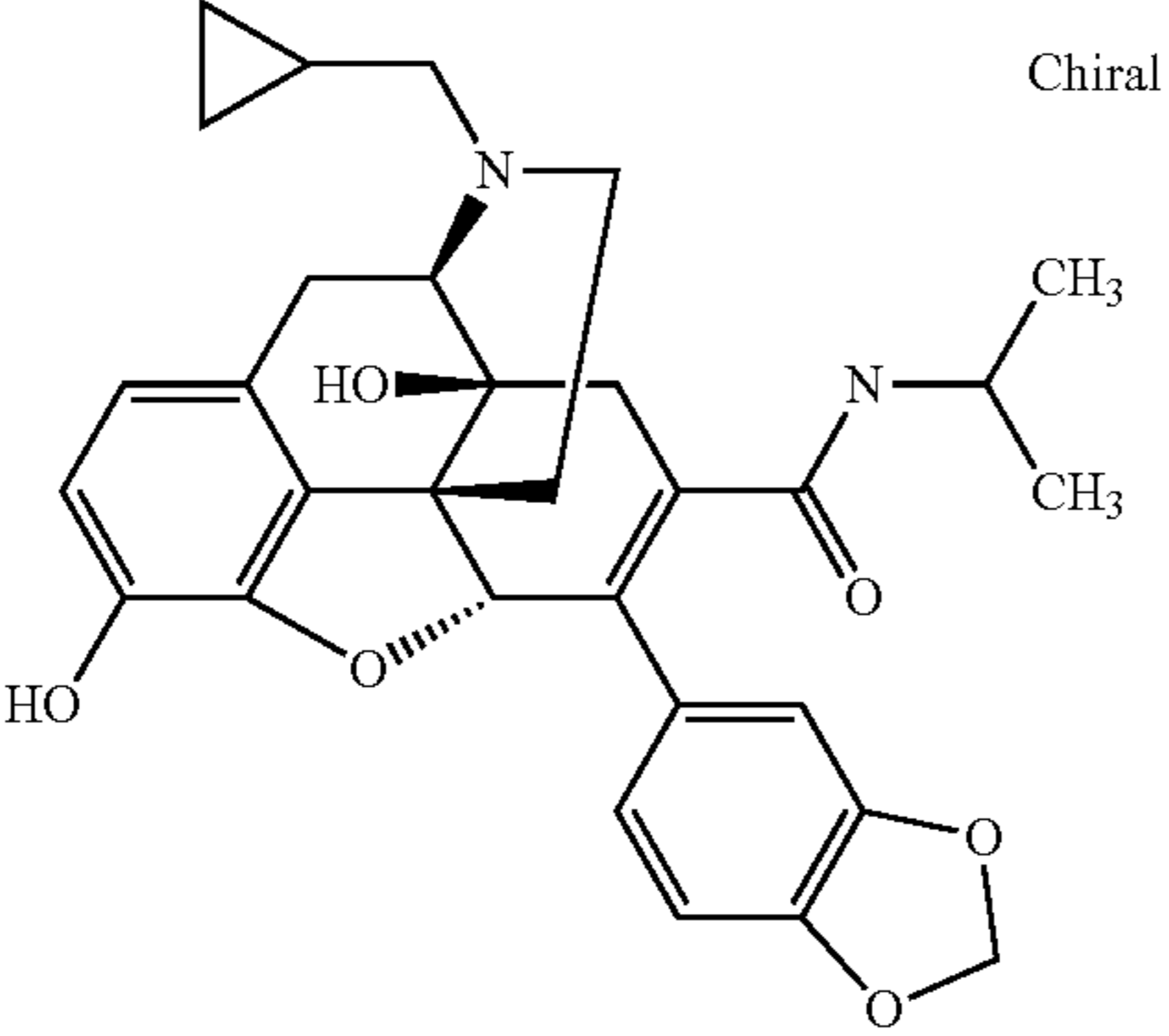
Compound No.	Chemical structure	LC/MS* <sup>1</sup>	NMR (1H-NMR (d6-DMSO) $\delta$ )
I-98	 <p>Chiral</p>	m/z 531 [M + H] <sup>+</sup> 0.50 min	

TABLE 28

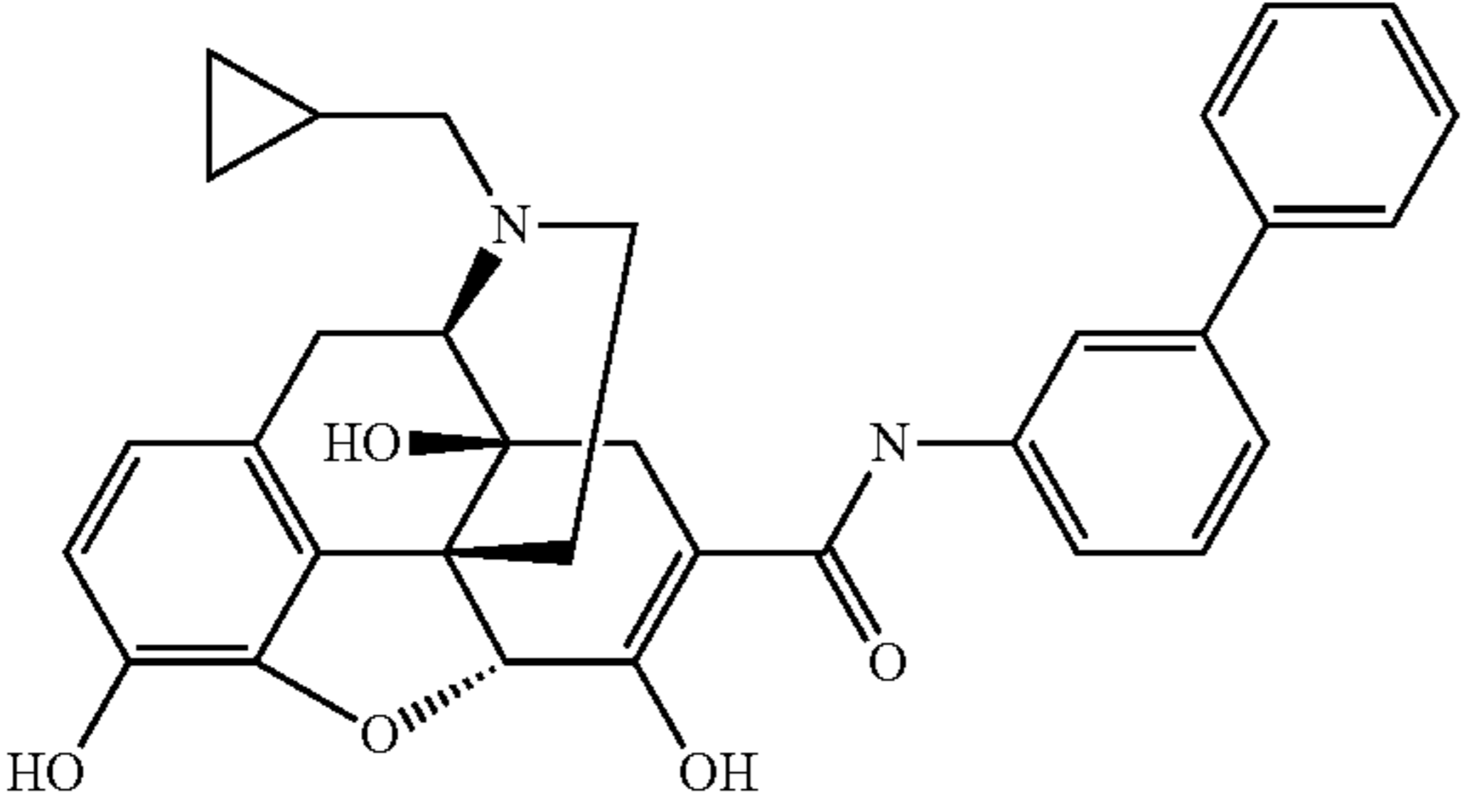
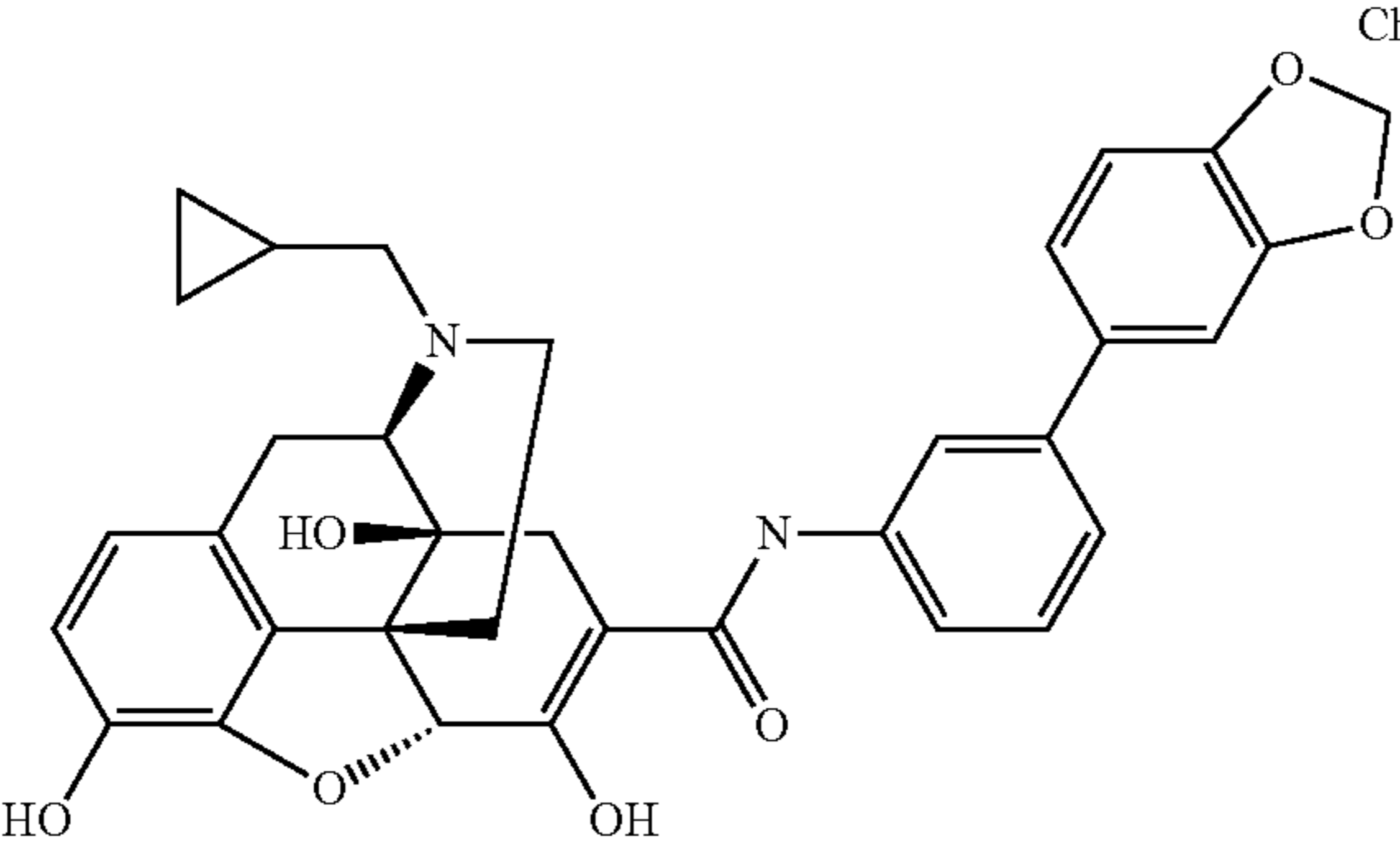
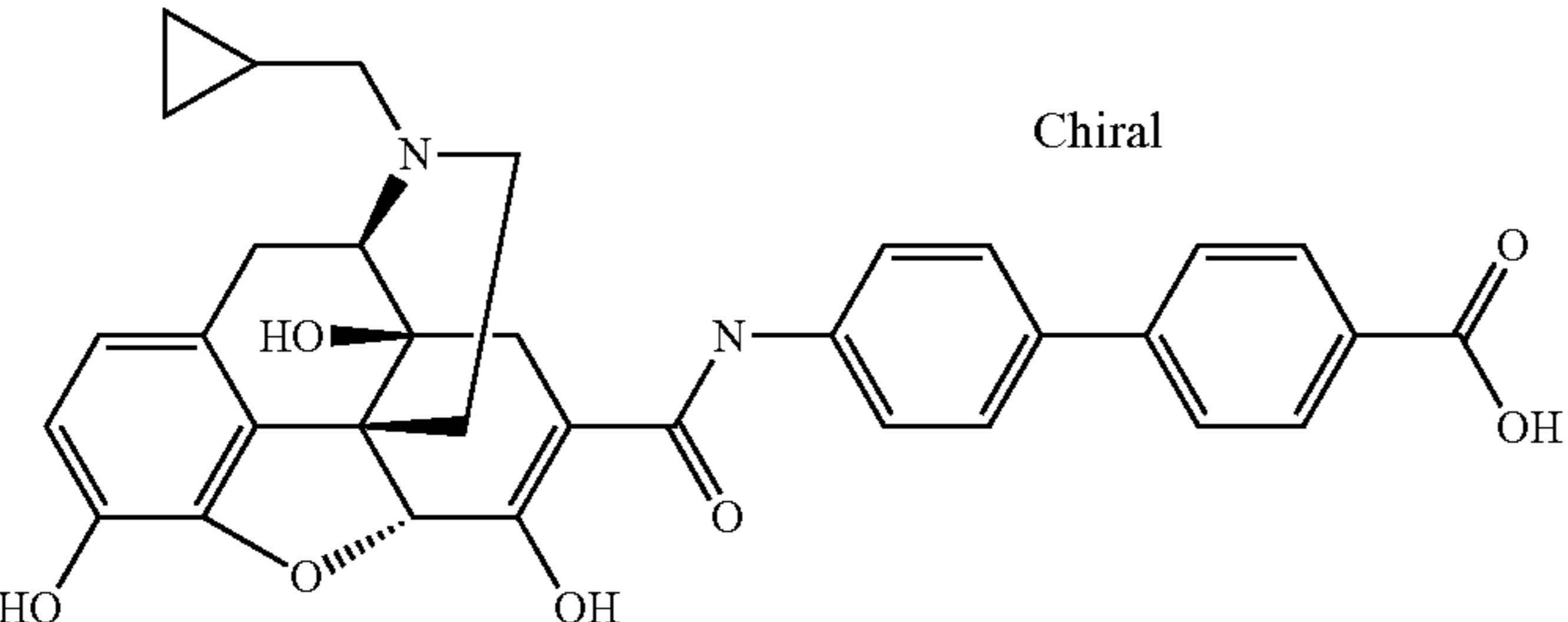
Compound No.	Chemical structure	LC/MS* <sup>1</sup>	NMR (1H-NMR (d6-DMSO) $\delta$ )
I-99	 <p>Chiral</p>	m/z 537 [M + H] <sup>+</sup> 1.17 min	
I-100	 <p>Chiral</p>	m/z 581 [M + H] <sup>+</sup> 1.15 min	
I-101	 <p>Chiral</p>	m/z 581 [M + H] <sup>+</sup> 1.03 min	

TABLE 28-continued

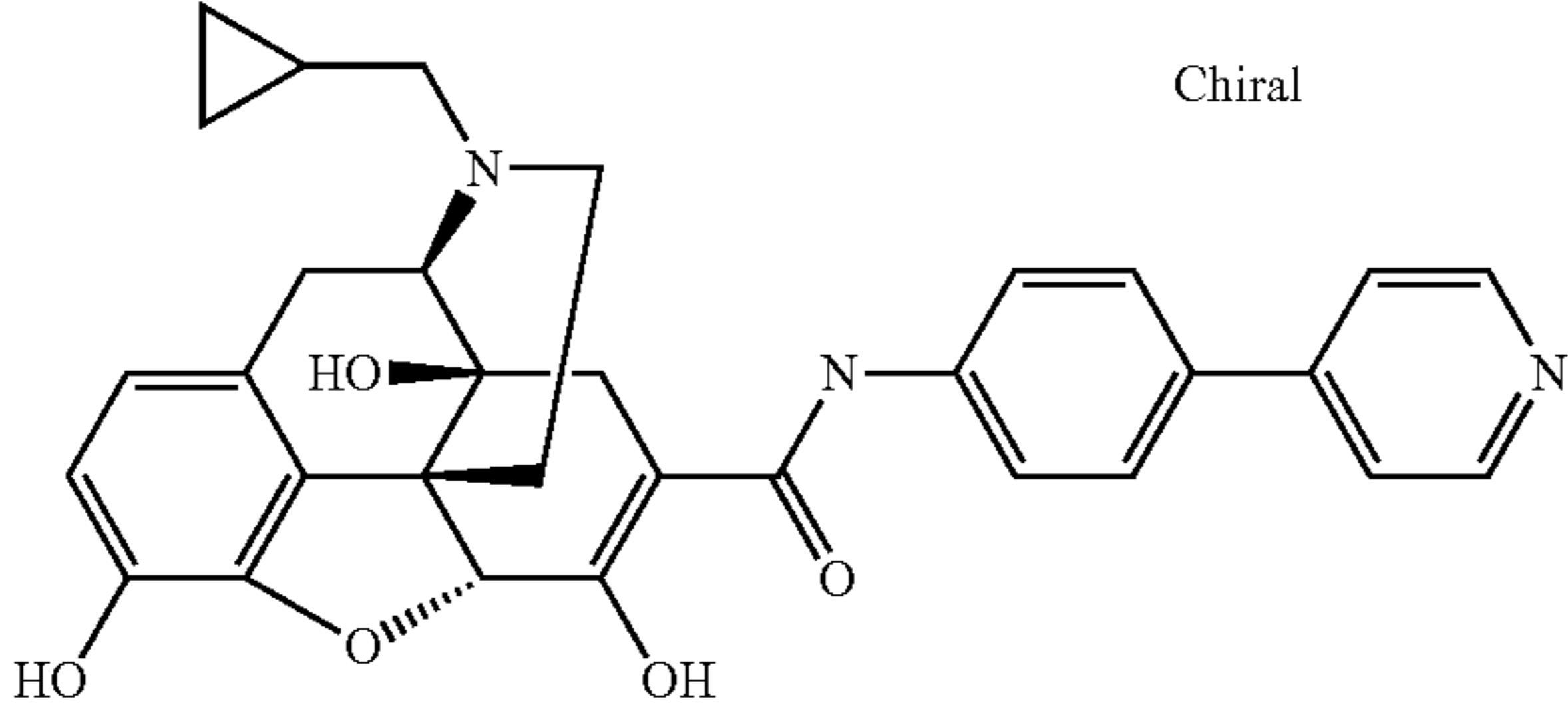
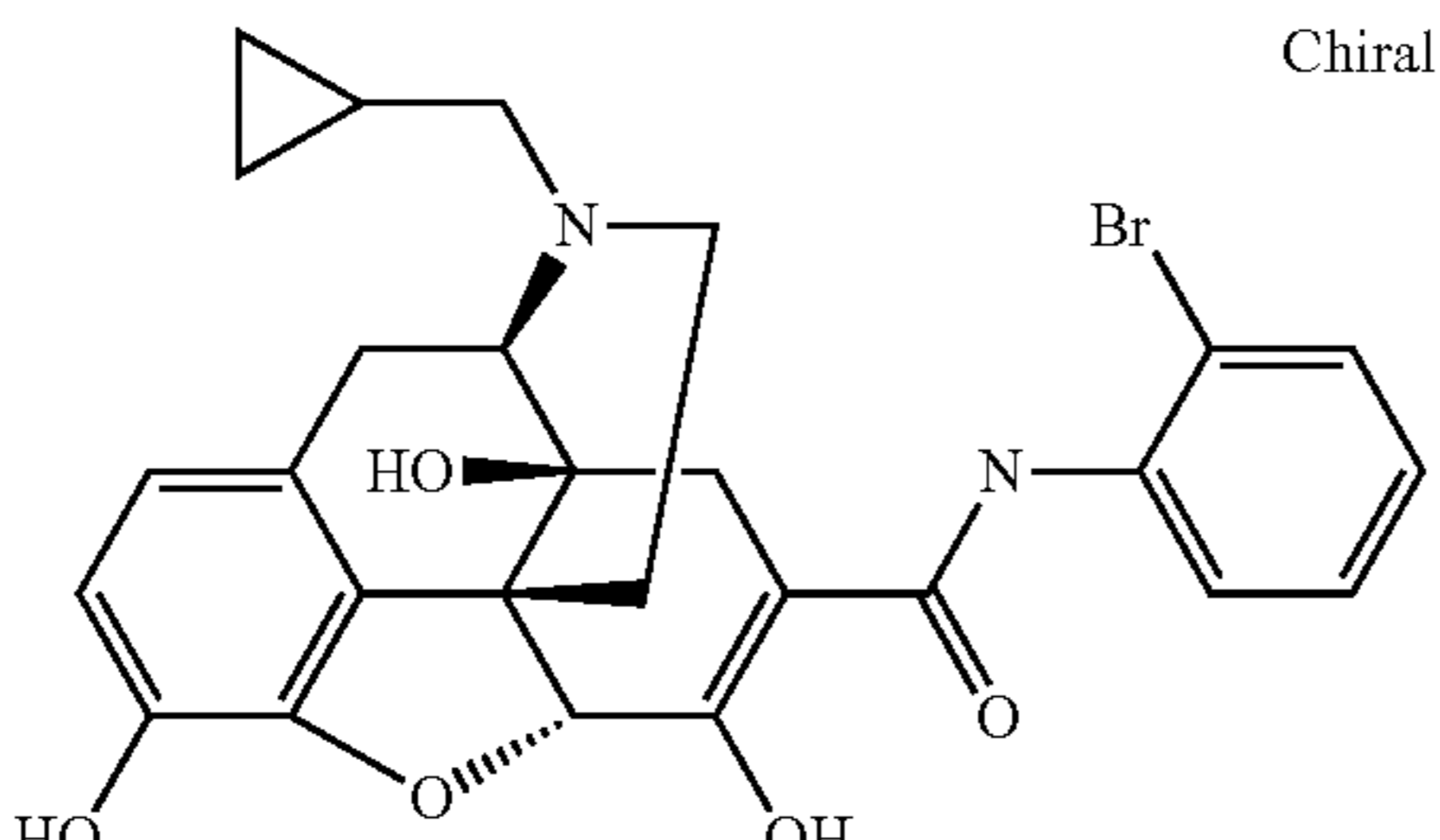
Compound No.	Chemical structure	LC/MS* <sup>1</sup>	NMR (1H-NMR (d6-DMSO) $\delta$ )
I-102	 <p style="text-align: center;">Chiral</p>	m/z 538 [M + H] <sup>+</sup> 0.85 min	
I-103	 <p style="text-align: center;">Chiral</p>	m/z 540 [M + H] <sup>+</sup> 1.05 min	

TABLE 29

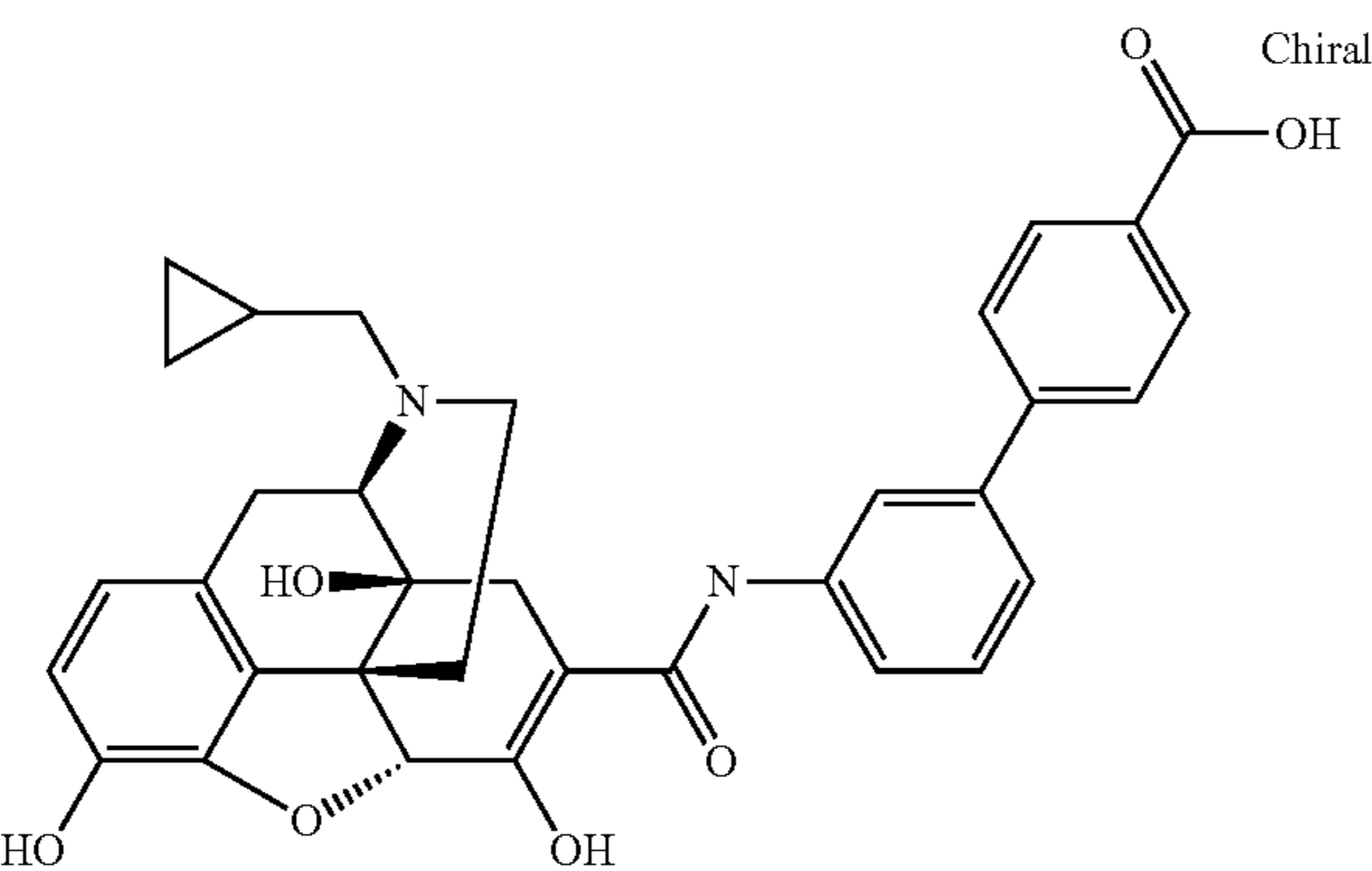
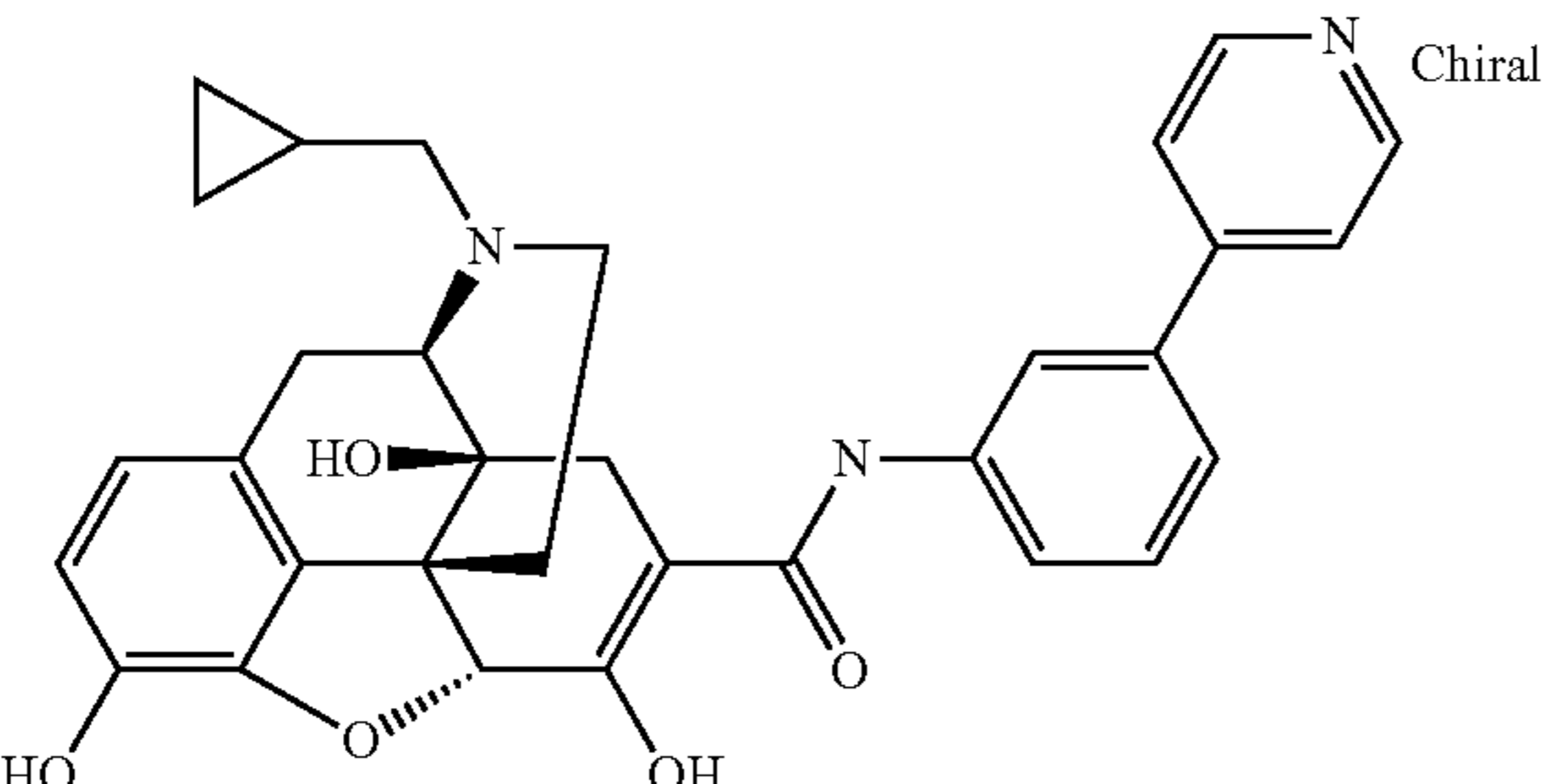
Compound No.	Chemical structure	LC/MS* <sup>1</sup>	NMR (1H-NMR (d6-DMSO) $\delta$ )
1-104	 <p style="text-align: center;">Chiral</p>	m/z 581 [M + H] <sup>+</sup> 1.12 min	
1-105	 <p style="text-align: center;">Chiral</p>	m/z 538 [M + H] <sup>+</sup> 0.90 min	

TABLE 29-continued

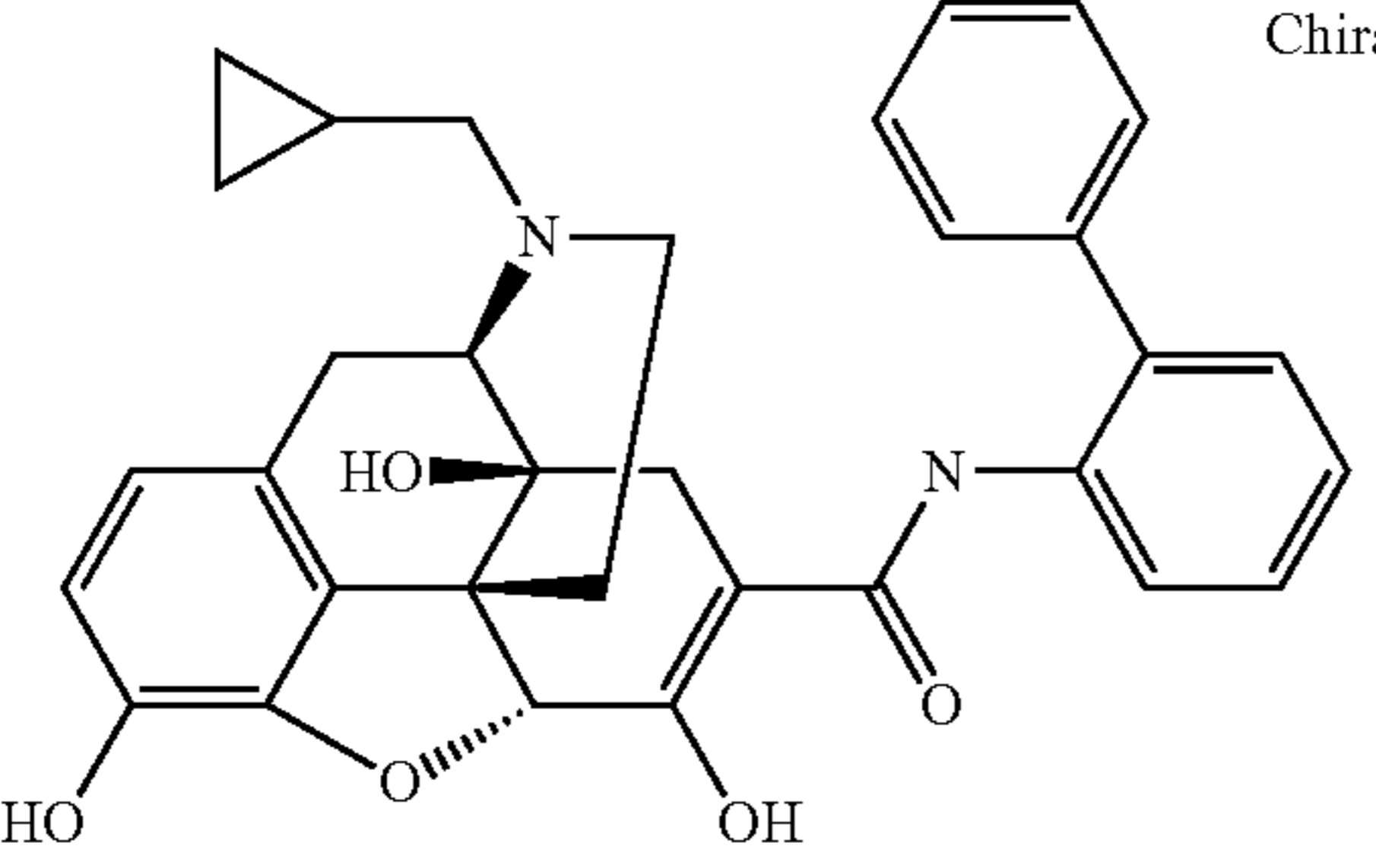
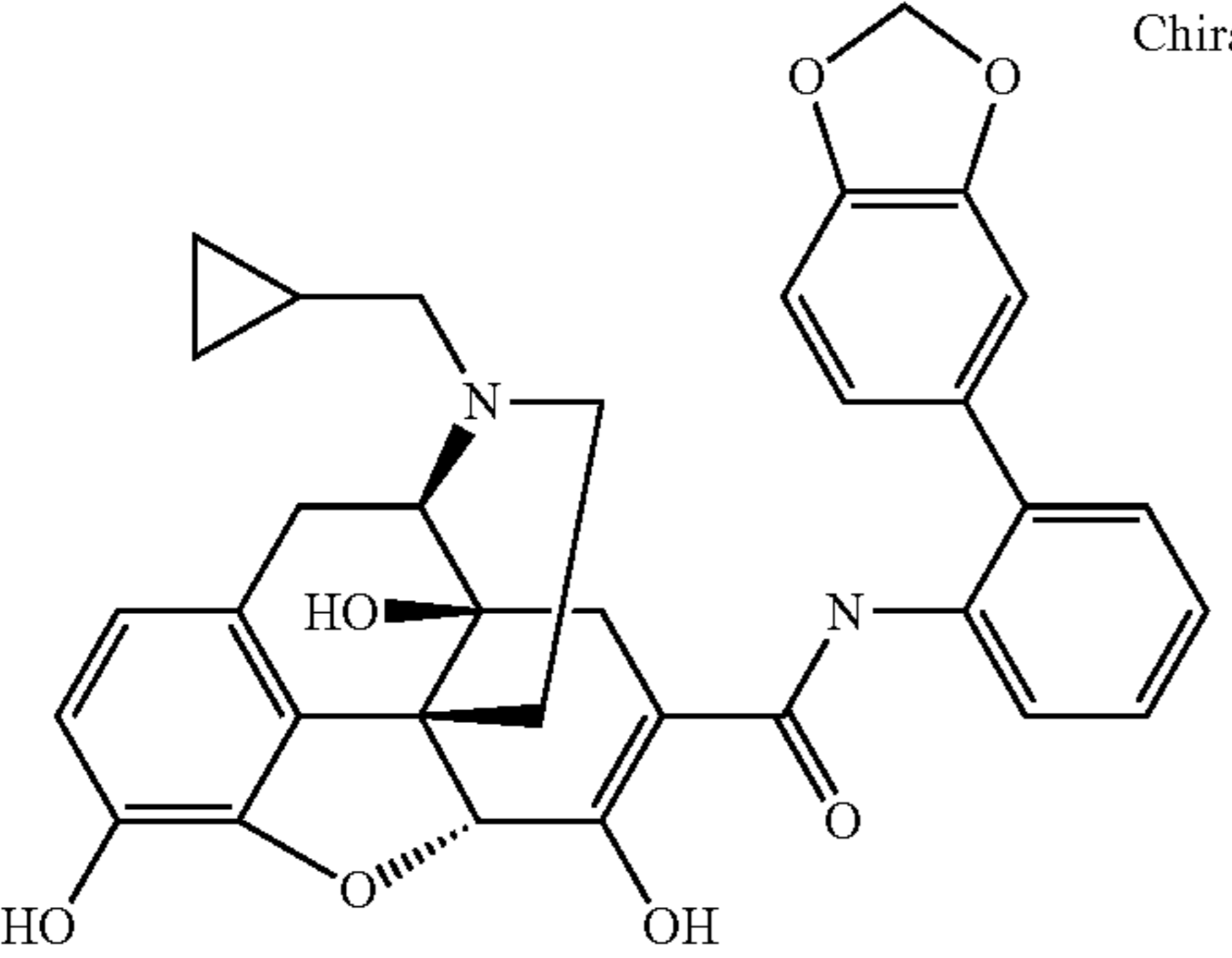
Compound No.	Chemical structure	LC/MS* <sup>1</sup>	NMR (1H-NMR (d6-DMSO) $\delta$ )
1-106	 <p>Chiral</p>	m/z 537 [M + H] <sup>+</sup> 1.05 min	
1-107	 <p>Chiral</p>	m/z 581 [M + H] <sup>+</sup> 1.09 min	

TABLE 30

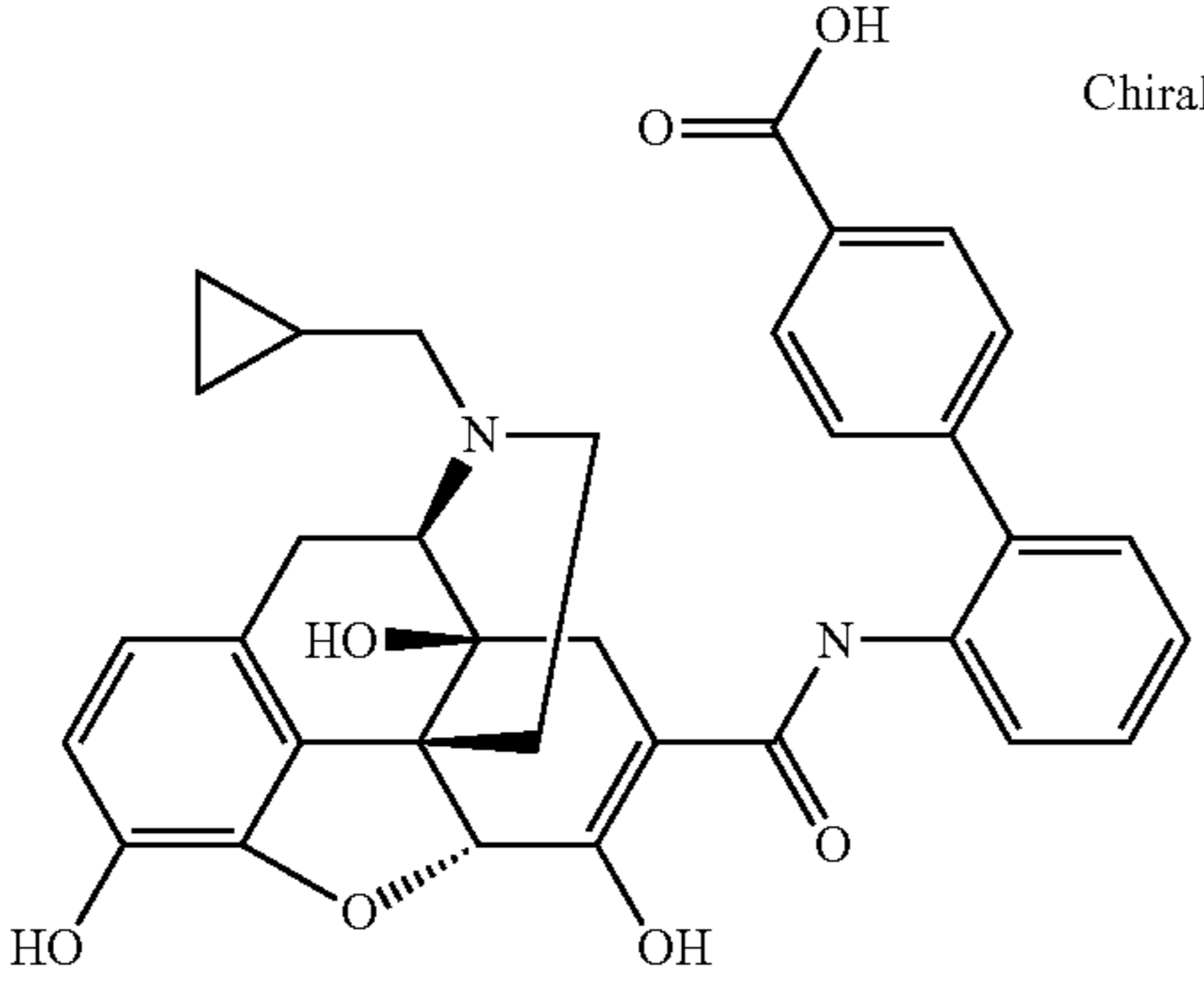
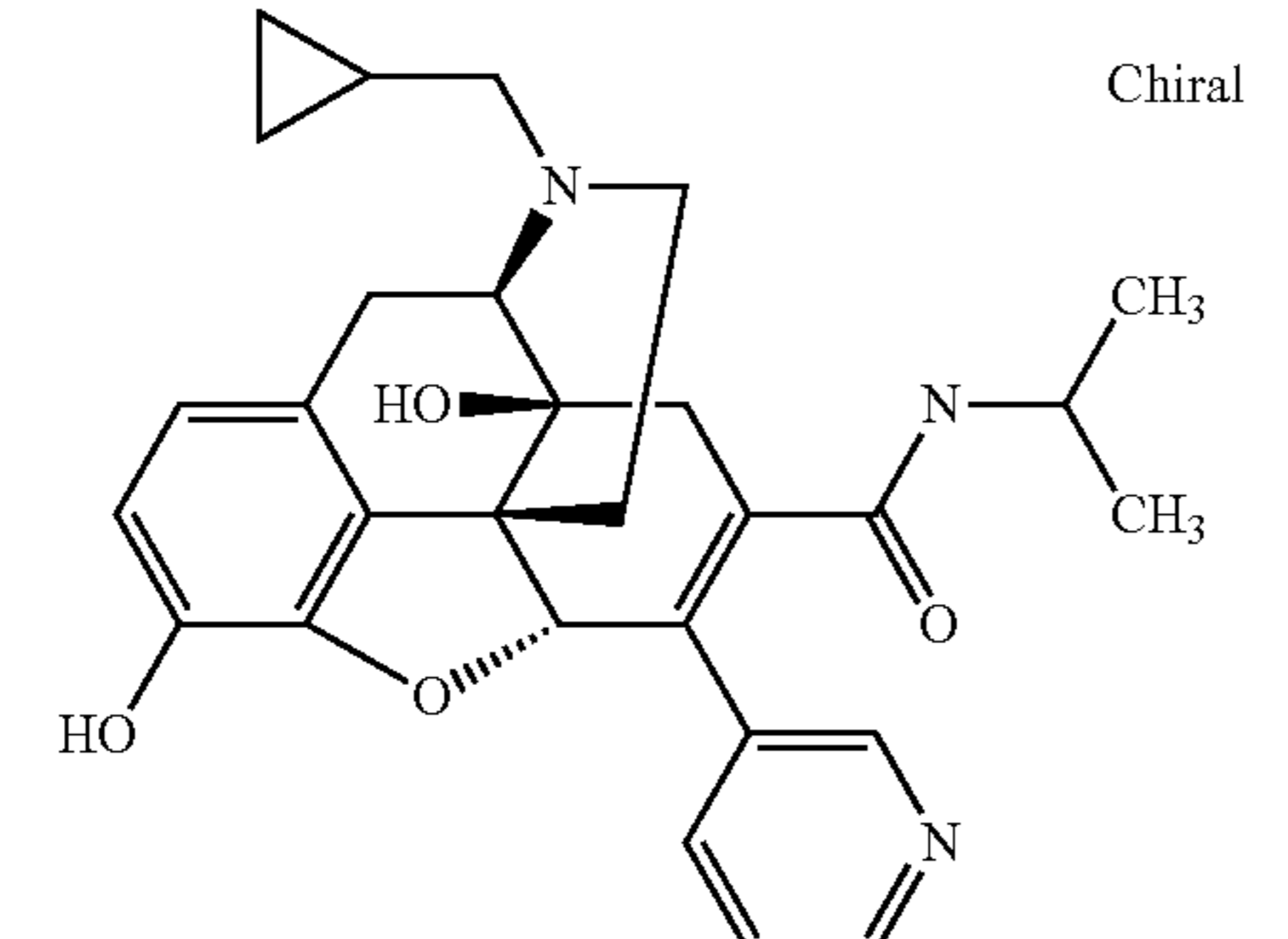
Compound No.	Chemical structure	LC/MS* <sup>1</sup>	NMR (1H-NMR (d6-DMSO) $\delta$ )
I-108	 <p>Chiral</p>	m/z 581 [M + H] <sup>+</sup> 1.03 min	
I-109	 <p>Chiral</p>	m/z 488 [M + H] <sup>+</sup> 0.50 min	

TABLE 30-continued

Compound No.	Chemical structure	LC/MS* <sup>1</sup>	NMR (1H-NMR (d6-DMSO) $\delta$ )
I-110	<p>Chiral</p>	m/z 518 [M + H] <sup>+</sup> 0.50 min	
I-111	<p>Chiral</p>	m/z 518 [M + H] <sup>+</sup> 0.56 min	
I-112	<p>Chiral</p>	m/z 519 [M + H] <sup>+</sup> 0.50 min	

TABLE 31

Compound No.	Chemical structure	LC/MS* <sup>1</sup>	NMR (1H-NMR (d6-DMSO) $\delta$ )
I-113	<p>Chiral</p>	m/z 511 [M + H] <sup>+</sup> 0.50 min	
I-114	<p>Chiral</p>	m/z 486 [M + H] <sup>+</sup> 0.57 min	

TABLE 31-continued

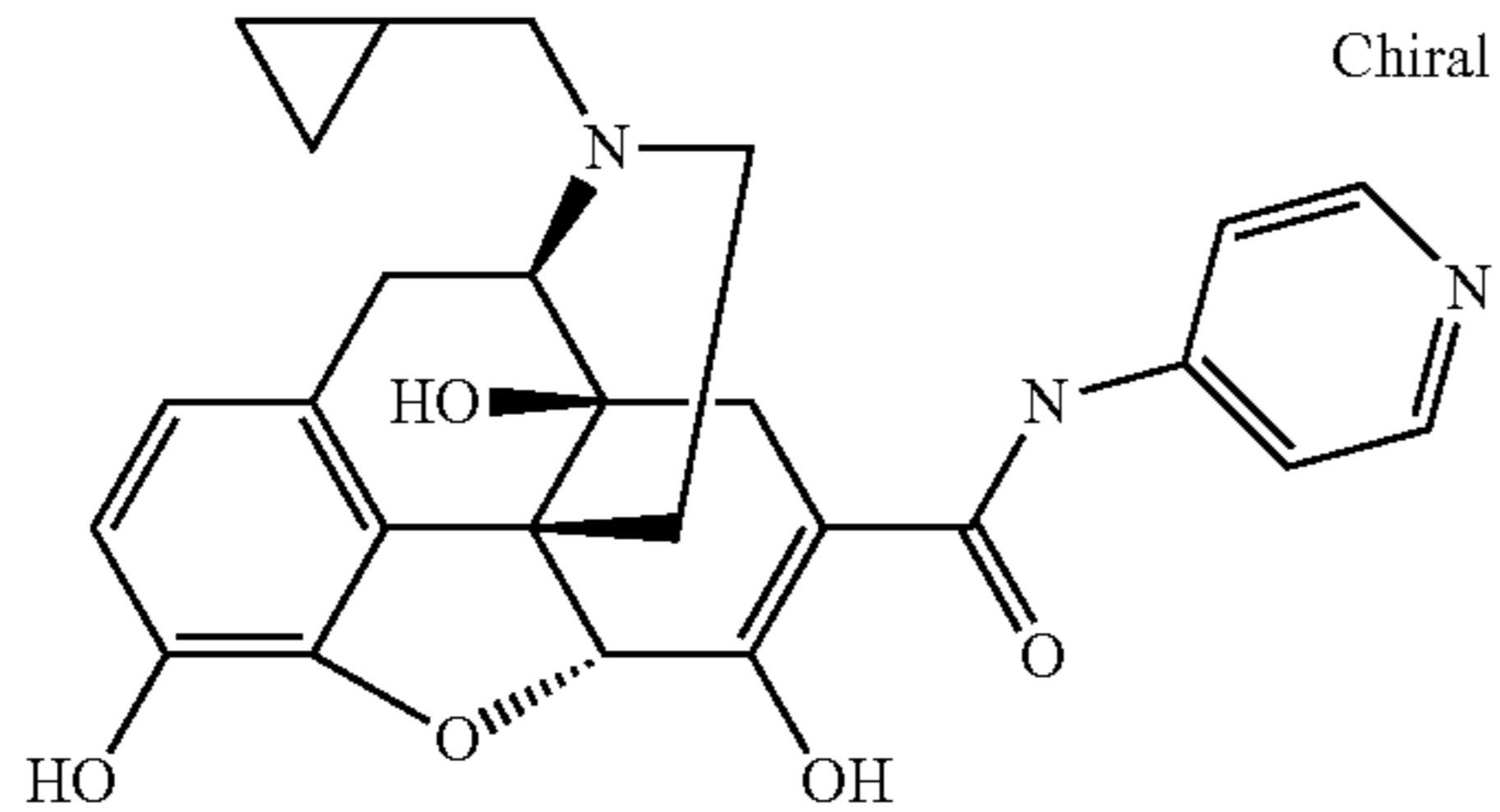
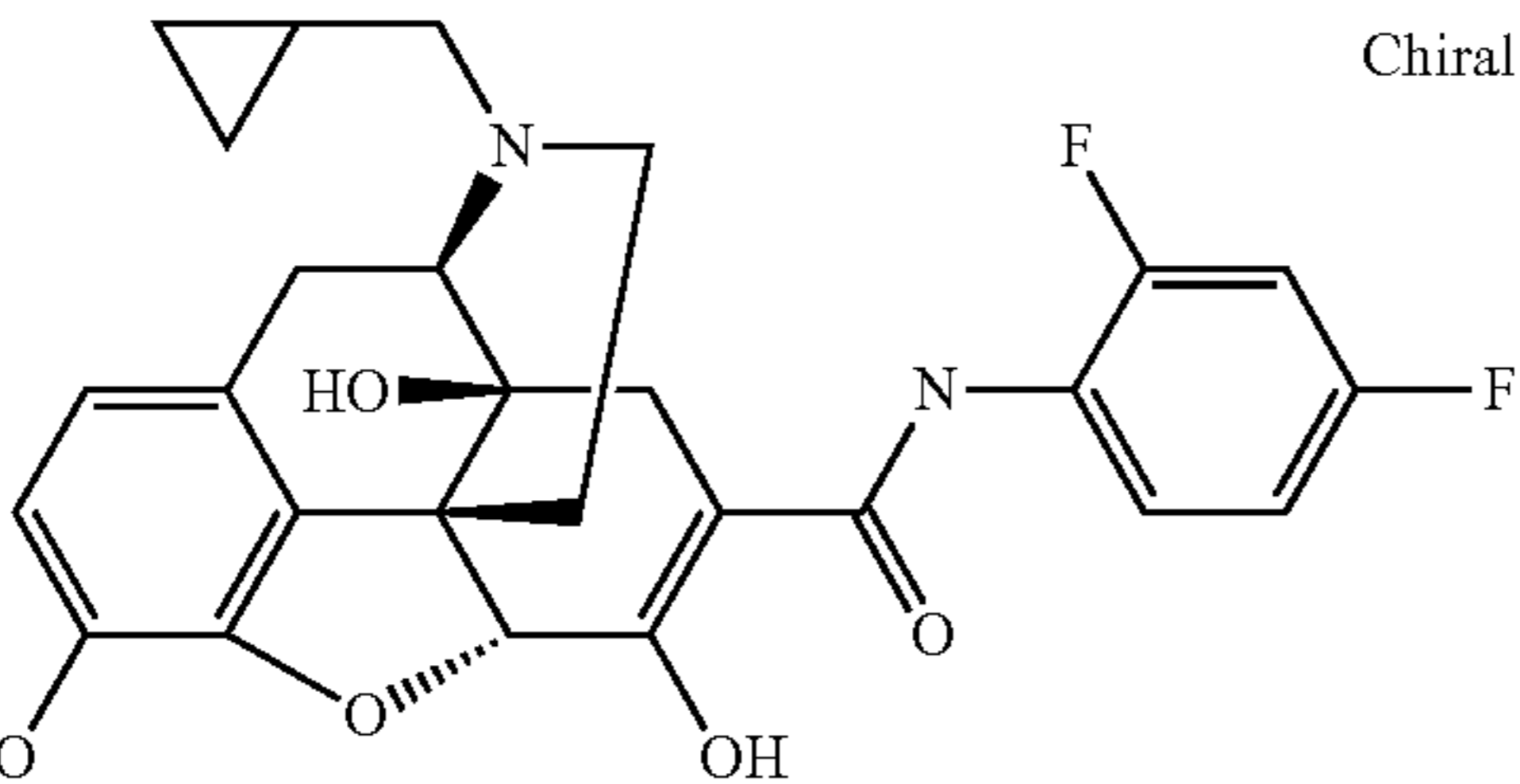
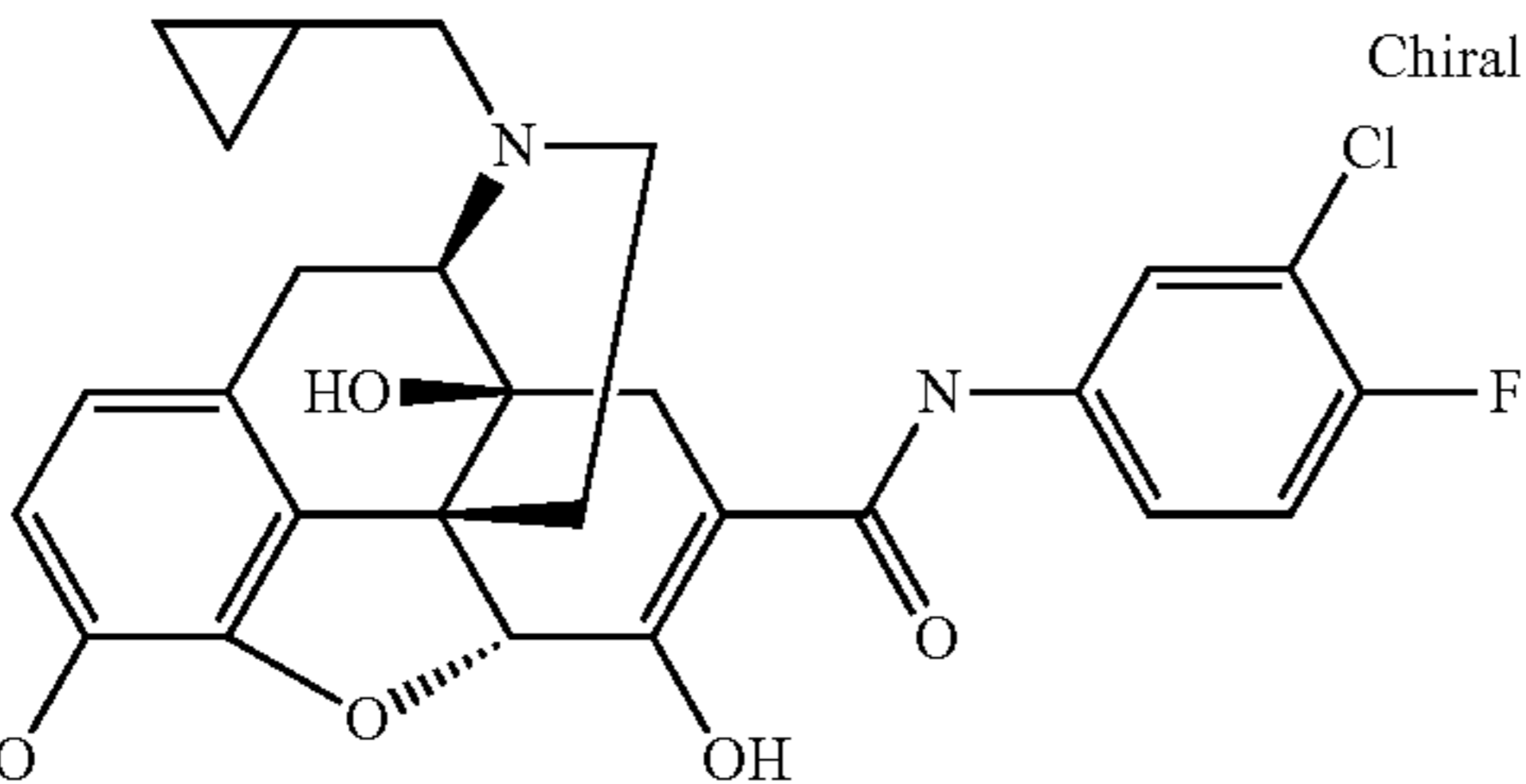
Compound No.	Chemical structure	LC/MS* <sup>1</sup>	NMR (1H-NMR (d6-DMSO) $\delta$ )
I-115	 <p>Chiral</p>	m/z 462 [M + H] <sup>+</sup> 0.44 min	
I-116	 <p>Chiral</p>	m/z 497 [M + H] <sup>+</sup> 0.63 min	
I-117	 <p>Chiral</p>	m/z 513 [M + H] <sup>+</sup> 0.69 min	

TABLE 32

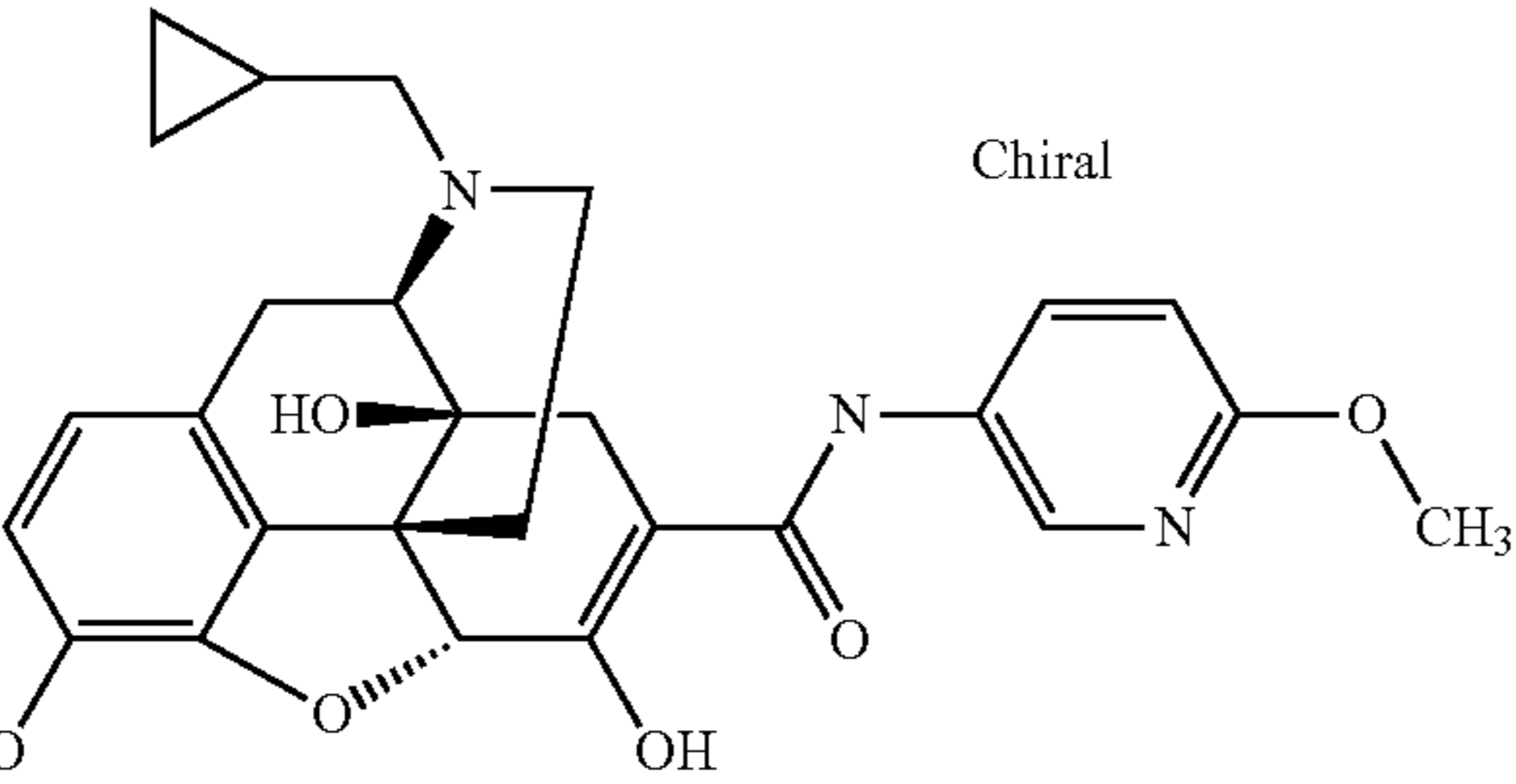
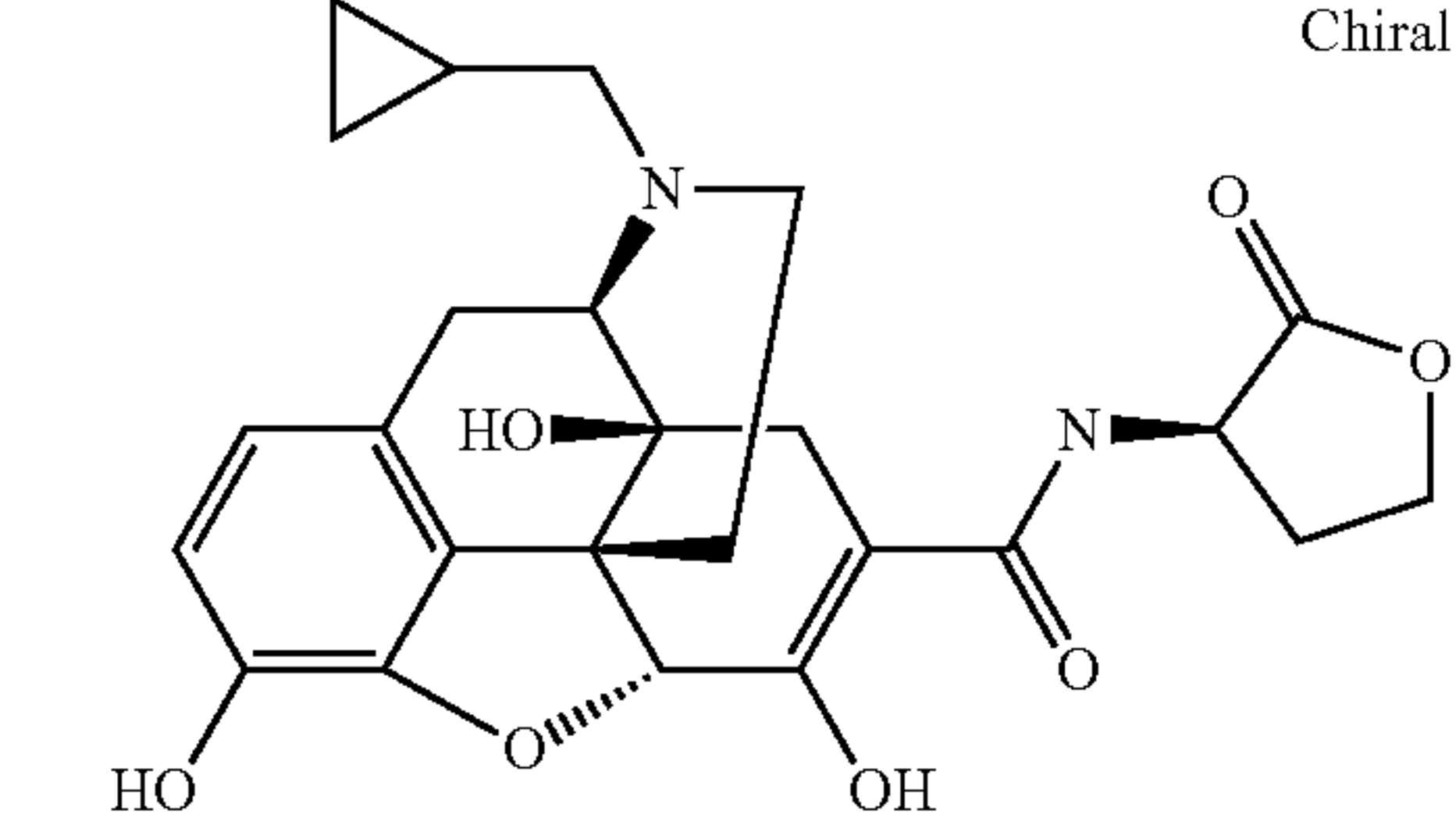
Compound No.	Chemical structure	LC/MS* <sup>1</sup>	NMR (1H-NMR (d6-DMSO) $\delta$ )
I-118	 <p>Chiral</p>	m/z 493 [M + H] <sup>+</sup> 1.06 min	
I-119	 <p>Chiral</p>	m/z 469 [M + H] <sup>+</sup> 0.44 min	

TABLE 32-continued

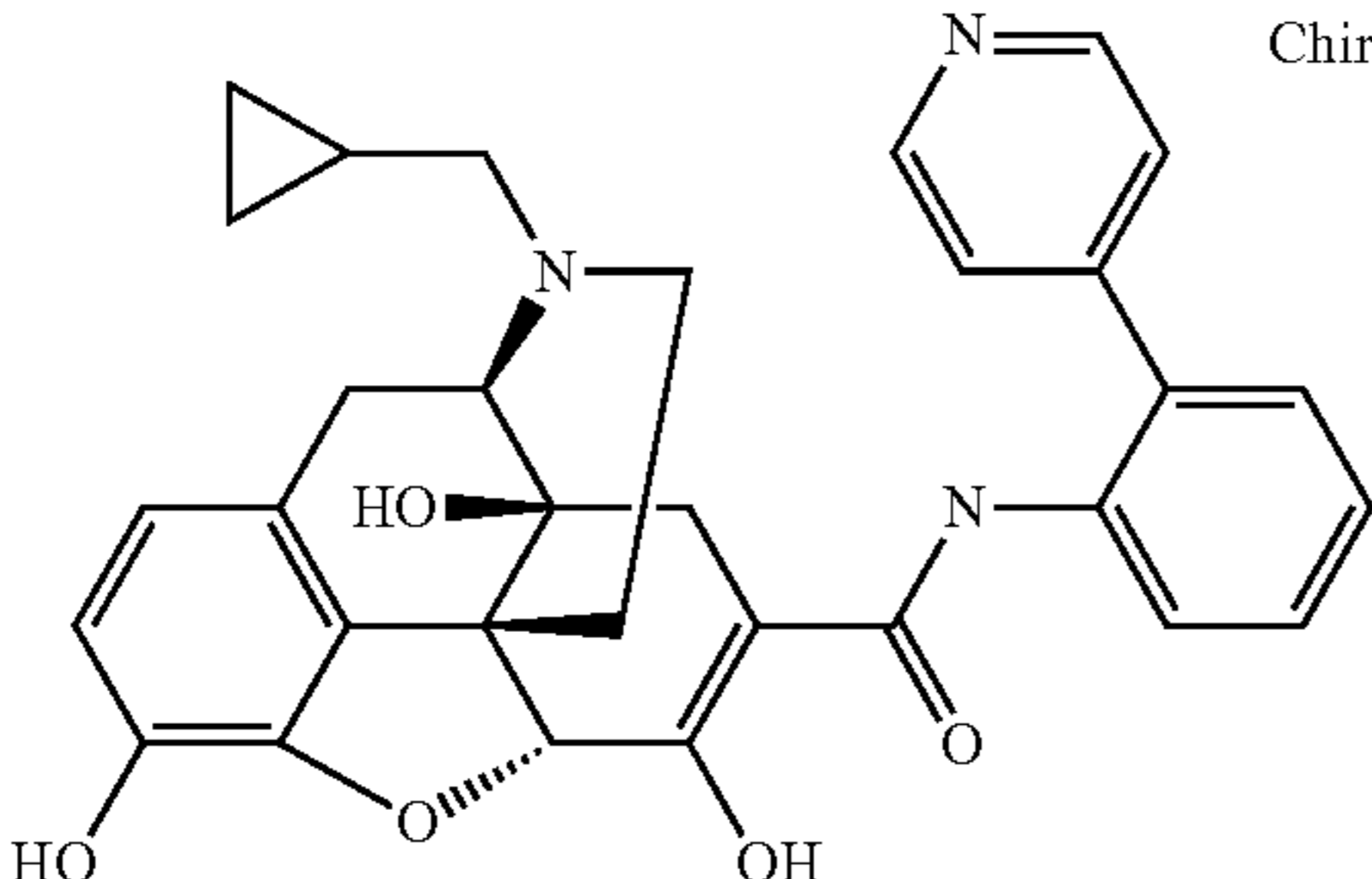
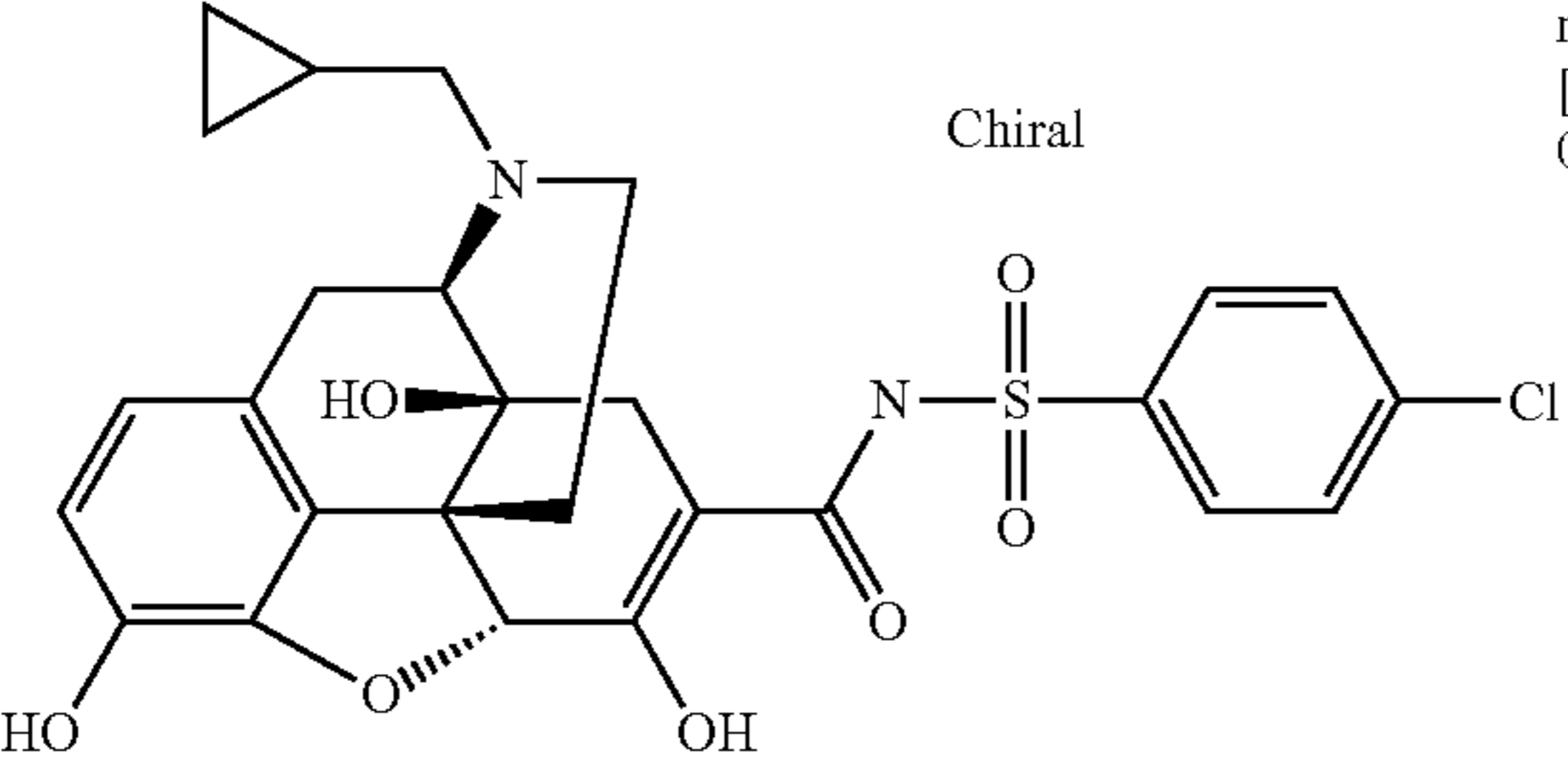
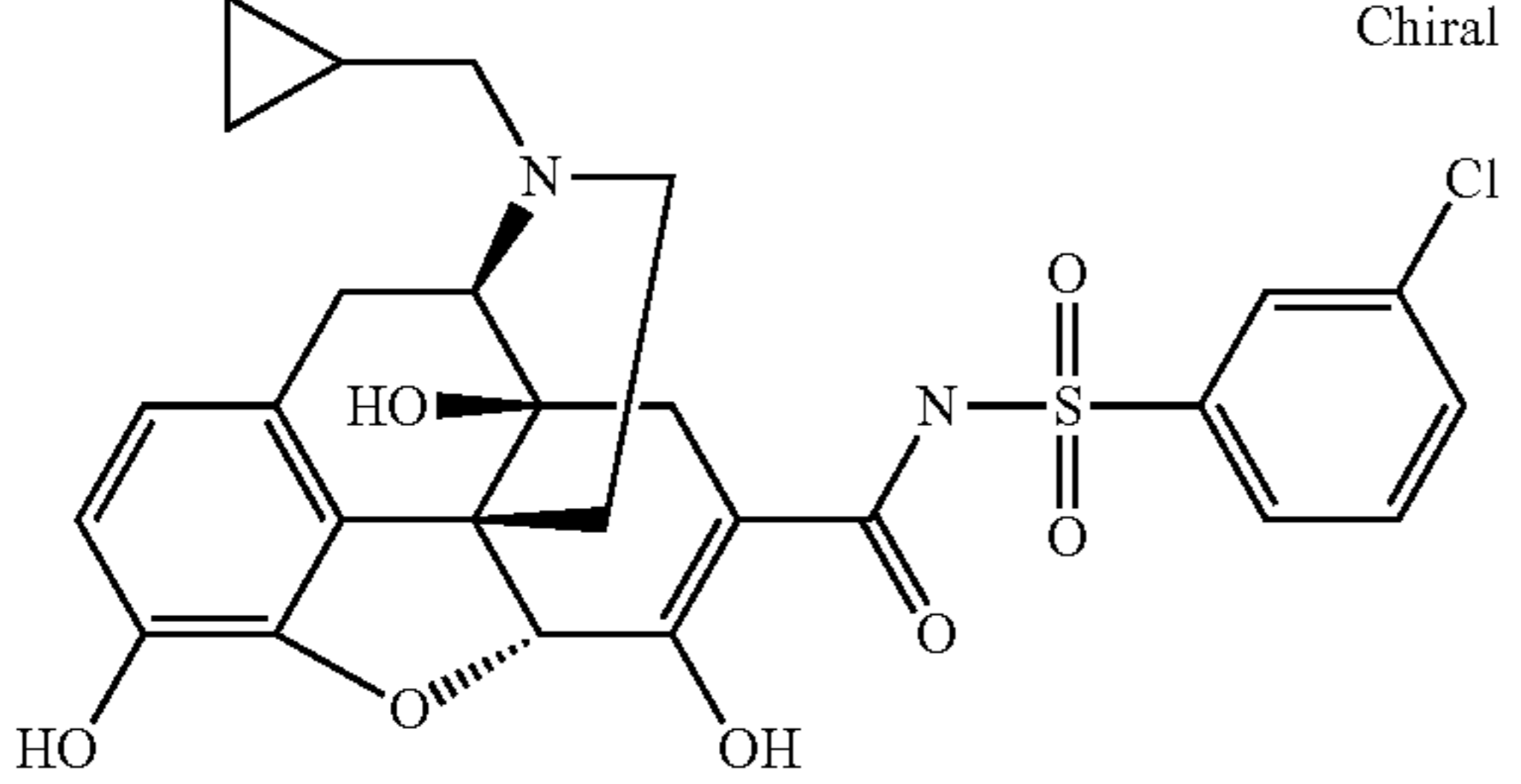
Compound No.	Chemical structure	LC/MS* <sup>1</sup>	NMR (1H-NMR (d <sub>6</sub> -DMSO) δ)
I-120	 <p>Chiral</p>	m/z 538 [M + H] <sup>+</sup> 0.94 min	
I-121	 <p>Chiral</p>	m/z 559 [M + H] <sup>+</sup> 0.69 min	
I-122	 <p>Chiral</p>	m/z 559 [M + H] <sup>+</sup> 0.69 min	

TABLE 33

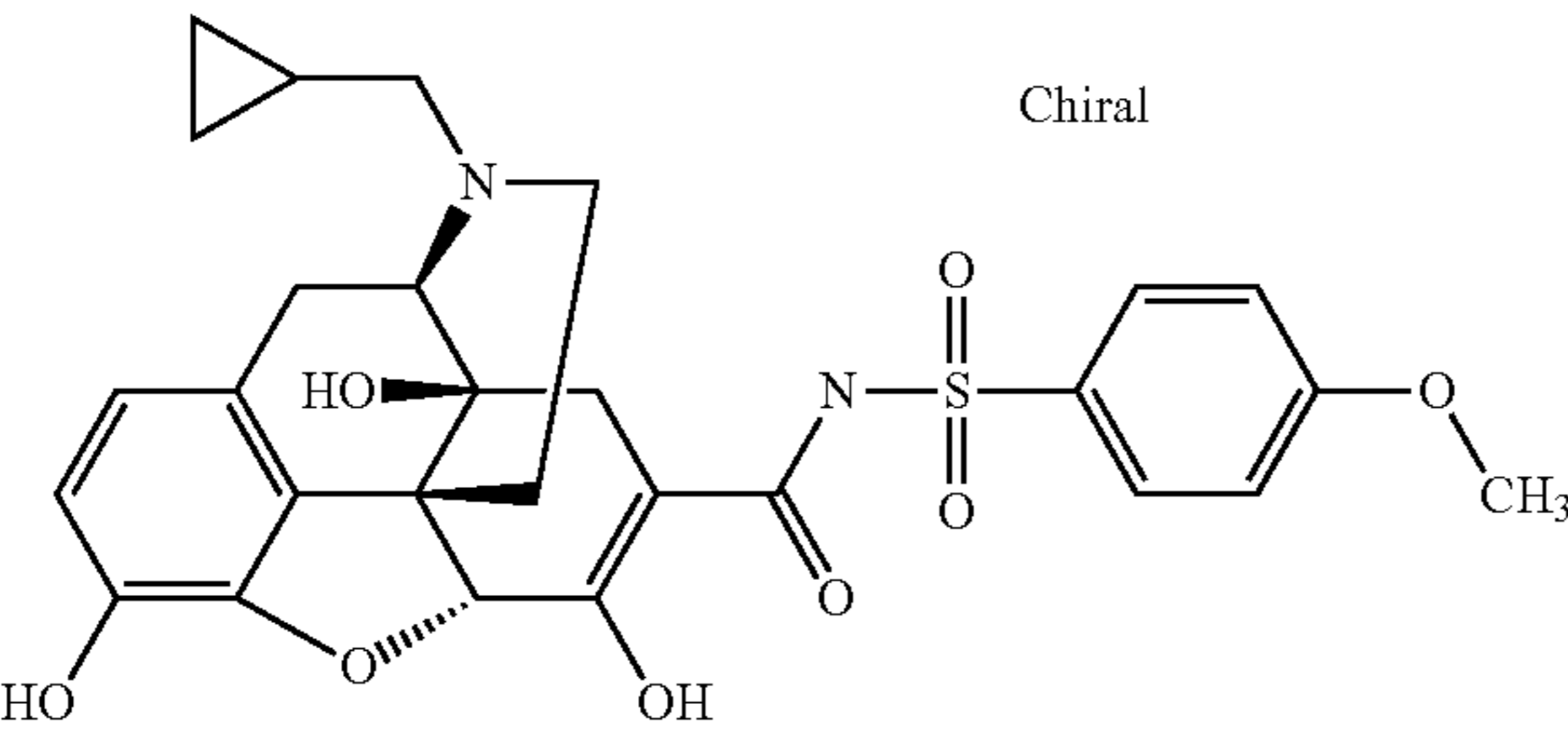
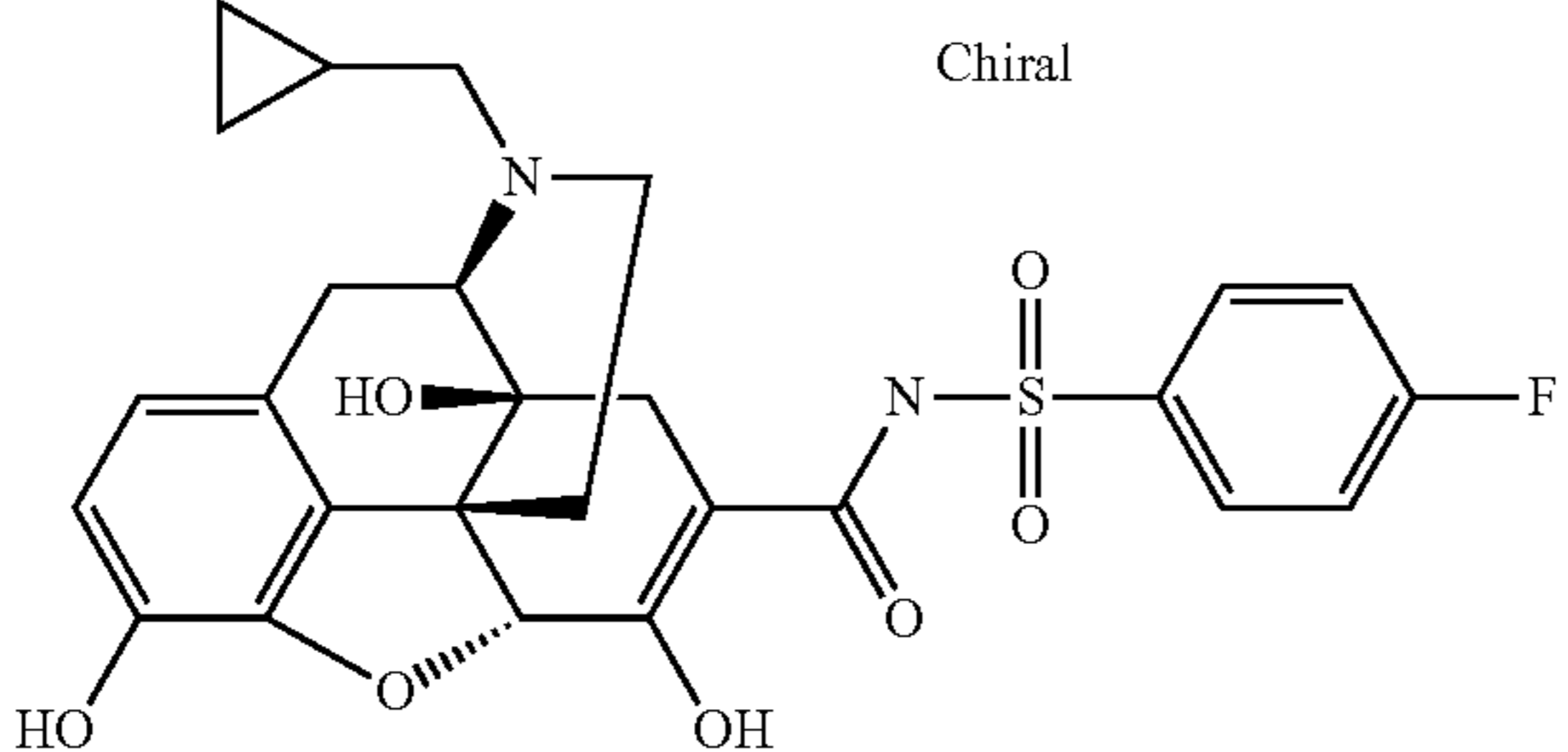
Compound No.	Chemical structure	LC/MS* <sup>1</sup>	NMR (1H-NMR (d <sub>6</sub> -DMSO) δ)
I-123	 <p>Chiral</p>	m/z 555 [M + H] <sup>+</sup> 0.56 min	
I-124	 <p>Chiral</p>	m/z 543 [M + H] <sup>+</sup> 0.63 min	

TABLE 33-continued

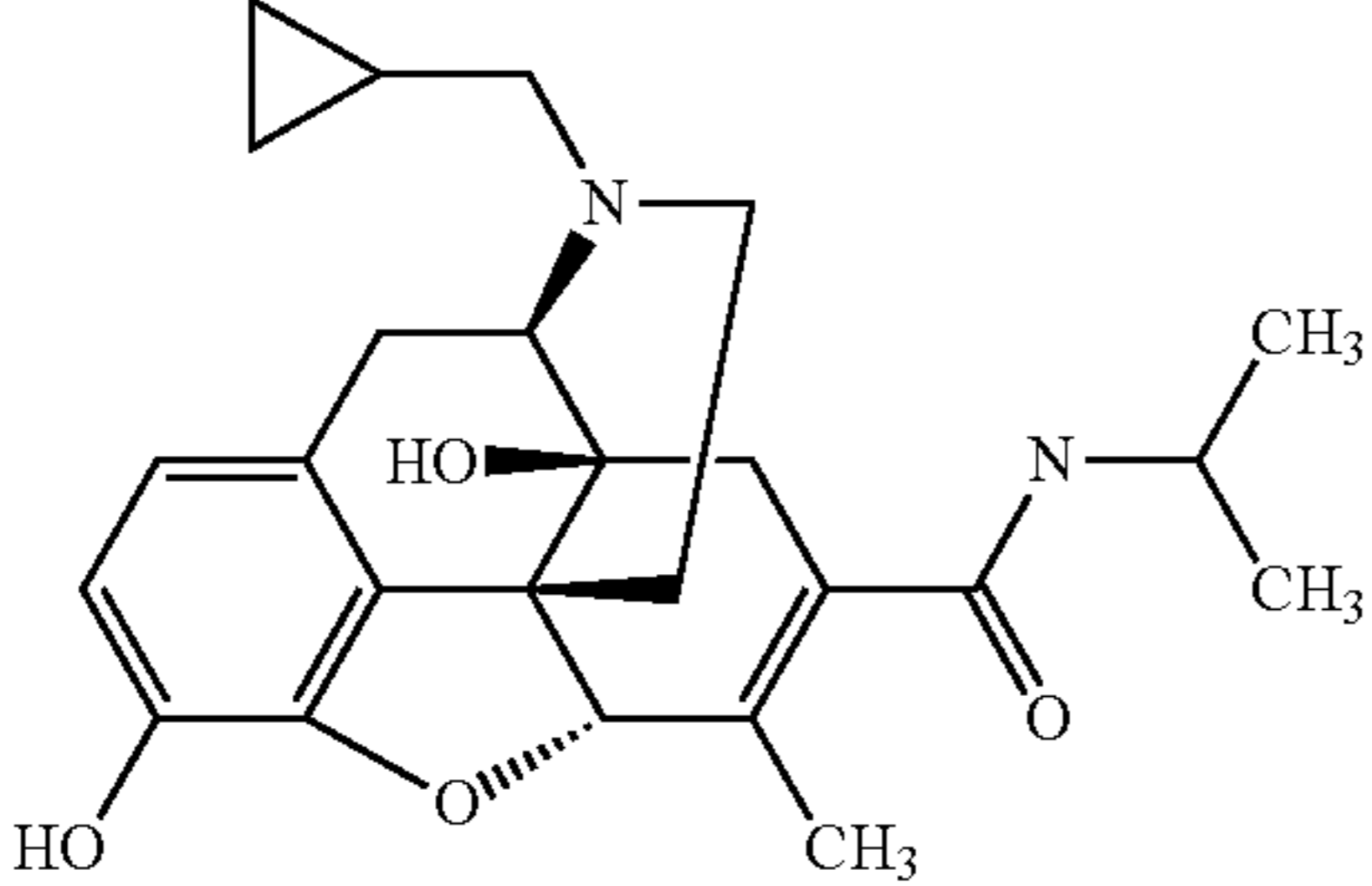
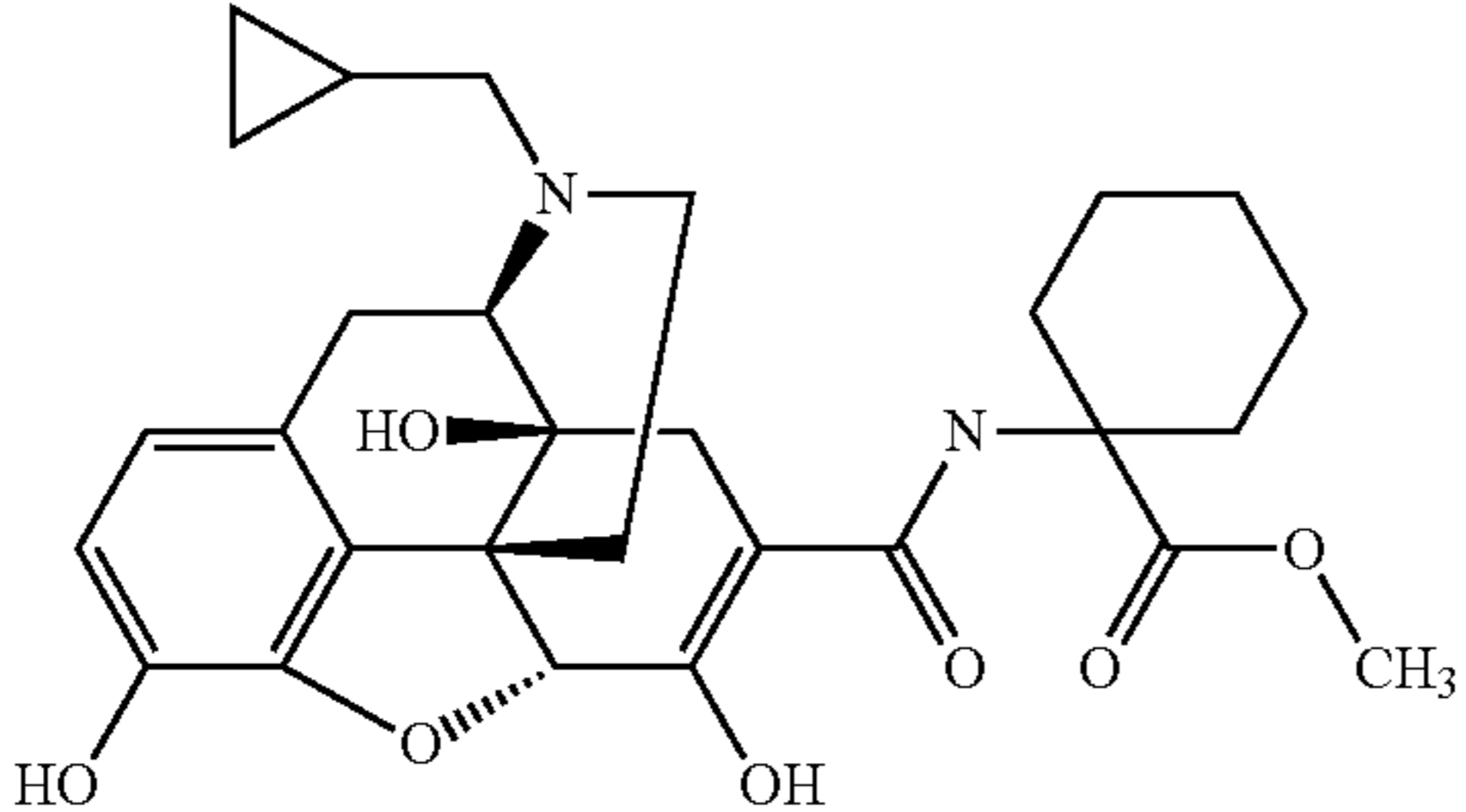
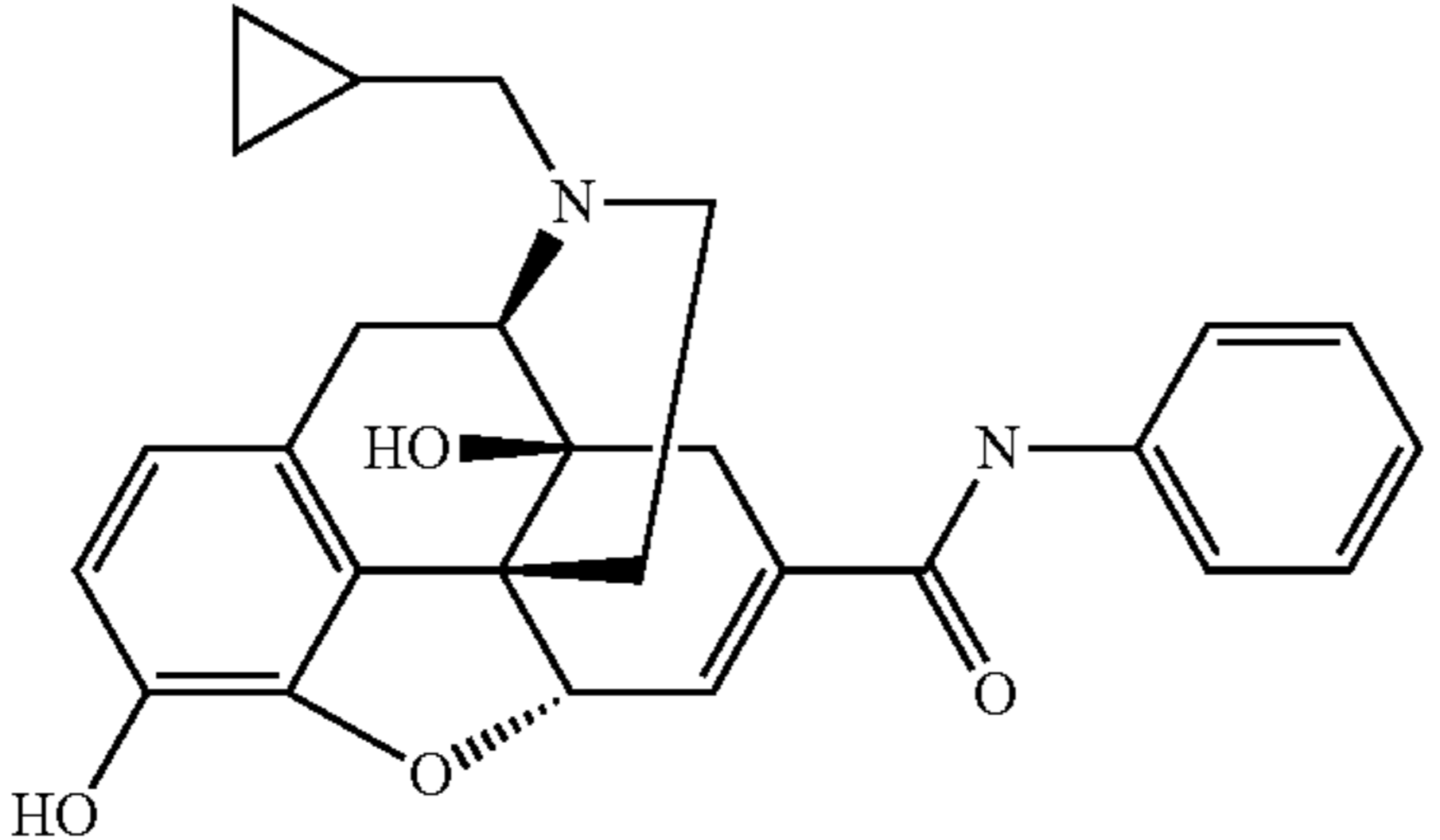
Compound No.	Chemical structure	LC/MS* <sup>1</sup>	NMR (1H-NMR (d <sub>6</sub> -DMSO) δ)
I-125		Chiral m/z 425 [M + H] <sup>+</sup> 0.50 min	
I-126		Chiral m/z 525 [M + H] <sup>+</sup> 0.56 min	
I-127		Chiral	(CDCl <sub>3</sub> + CD <sub>3</sub> OD) d: 0.10-0.21 (m, 2 H), 0.48-0.63 (m, 2 H), 0.78-0.94 (m, 1 H), 1.67 (d, J = 9.6 Hz, 1 H), 2.10-2.50 (m, 6 H), 2.57-2.80 (m, 2 H), 3.06 (d, J = 18.6 Hz, 1 H), 3.27 (brs, 1 H), 5.10 (d, J = 1.7 Hz, 1 H), 6.31-6.40 (m, 1 H), 6.53 (d, J = 8.1 Hz, 1 H), 6.65 (d, J = 8.1 Hz, 1 H), 7.02-7.12 (m, 1 H), 7.22-7.34 (m, 2 H), 7.44-7.56 (m, 2 H).

TABLE 34

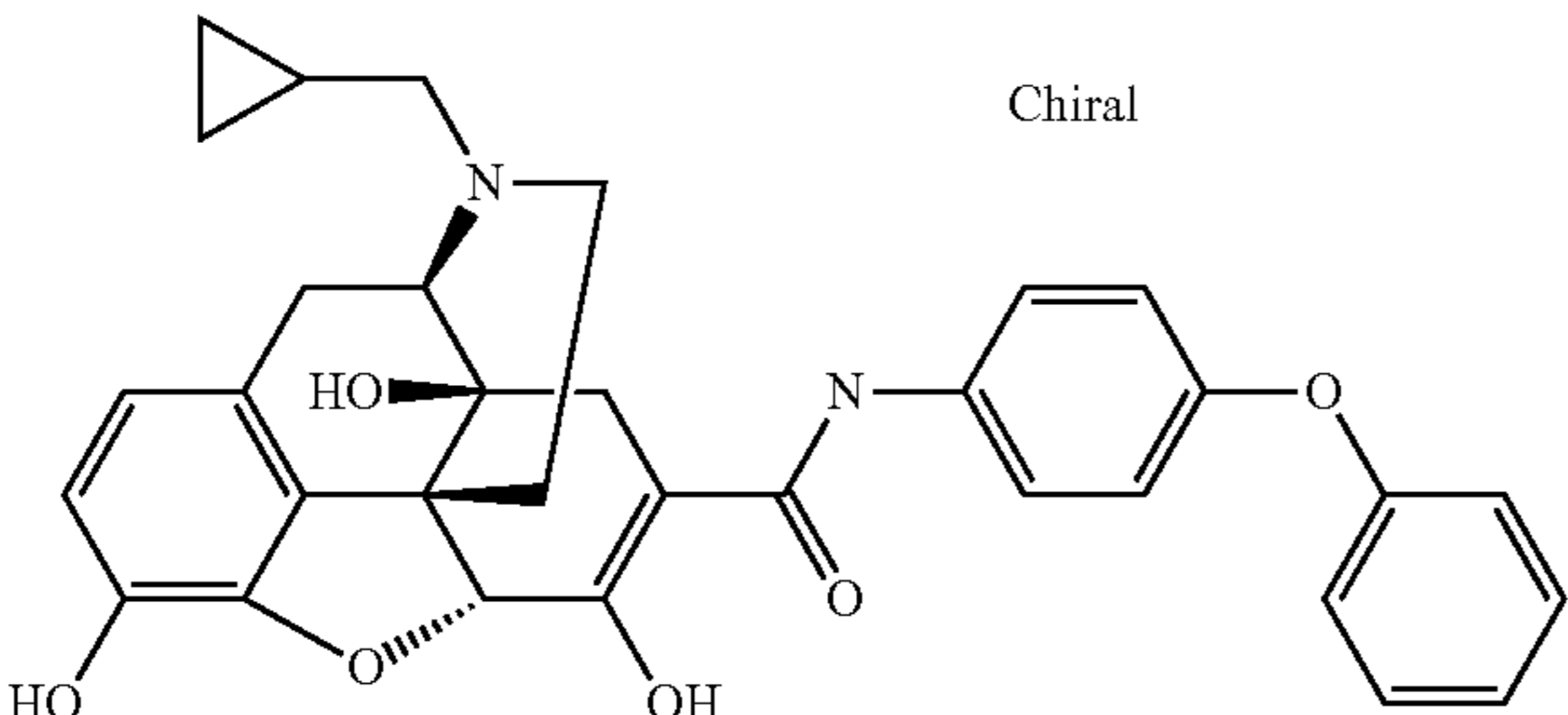
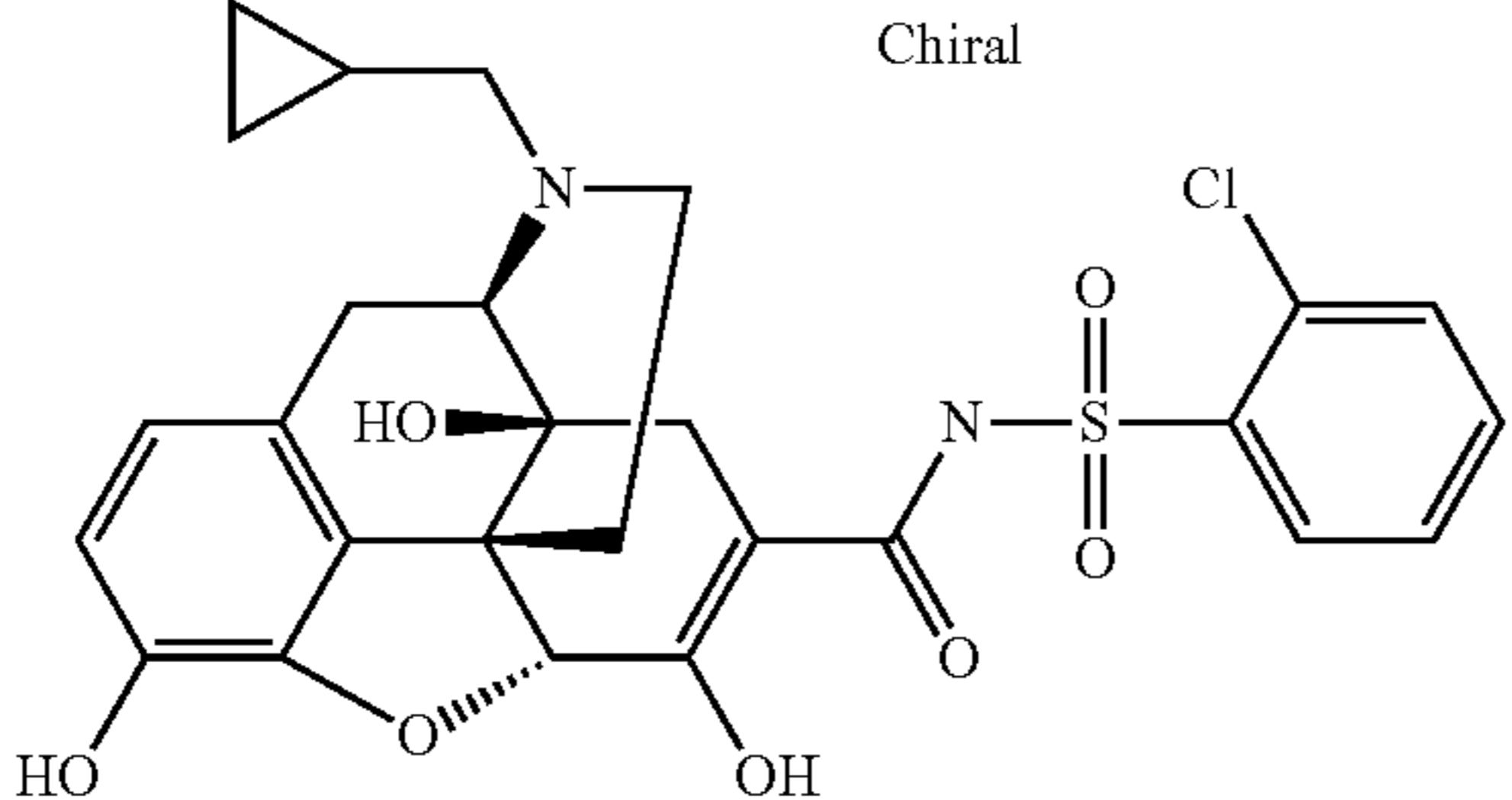
Compound No.	Chemical structure	LC/MS* <sup>1</sup>	NMR (1H-NMR (d <sub>6</sub> -DMSO) δ)
I-128		Chiral m/z 553 [M + H] <sup>+</sup> 0.94 min	
I-129		Chiral m/z 559 [M + H] <sup>+</sup> 0.63 min	

TABLE 34-continued

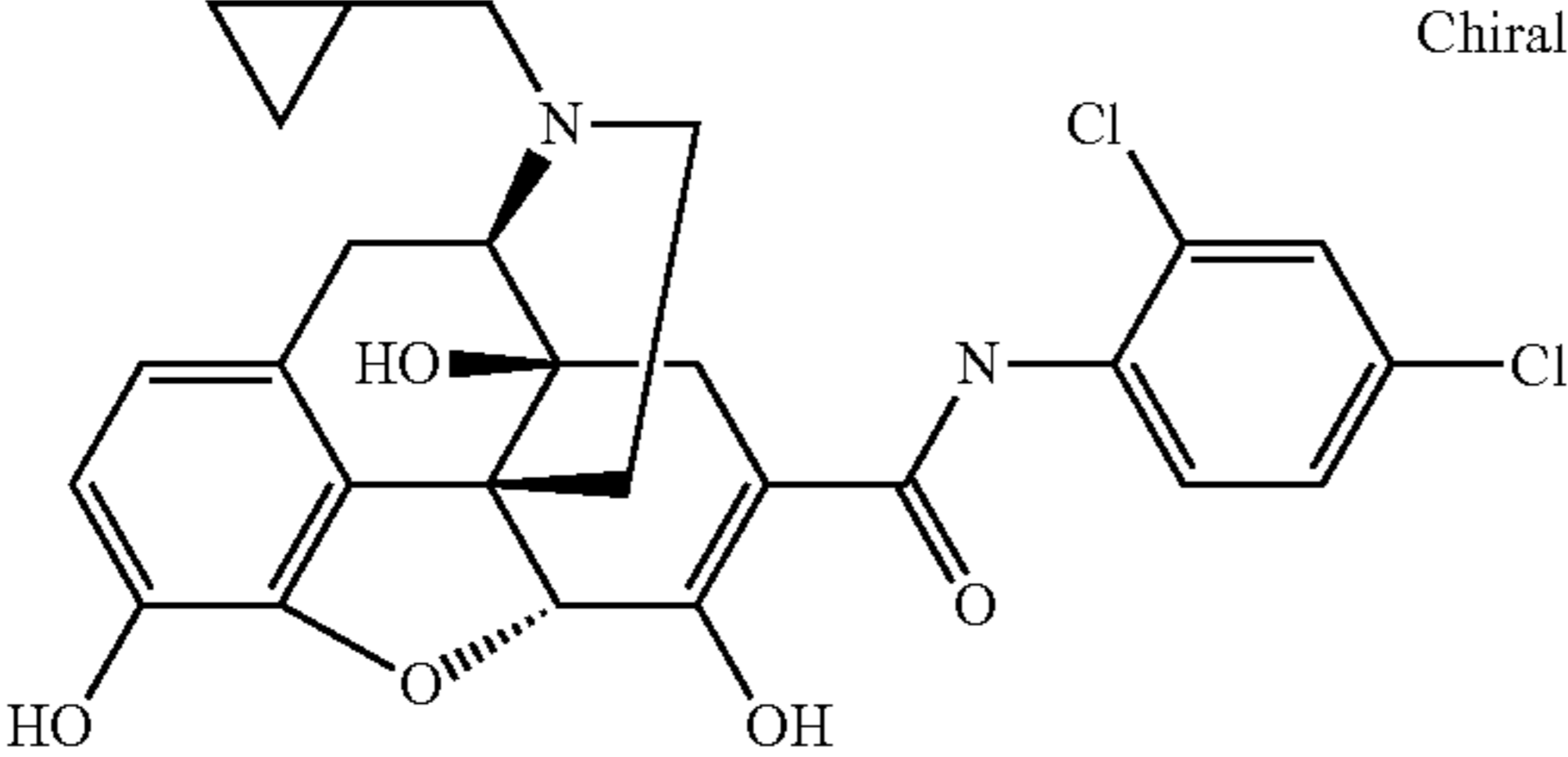
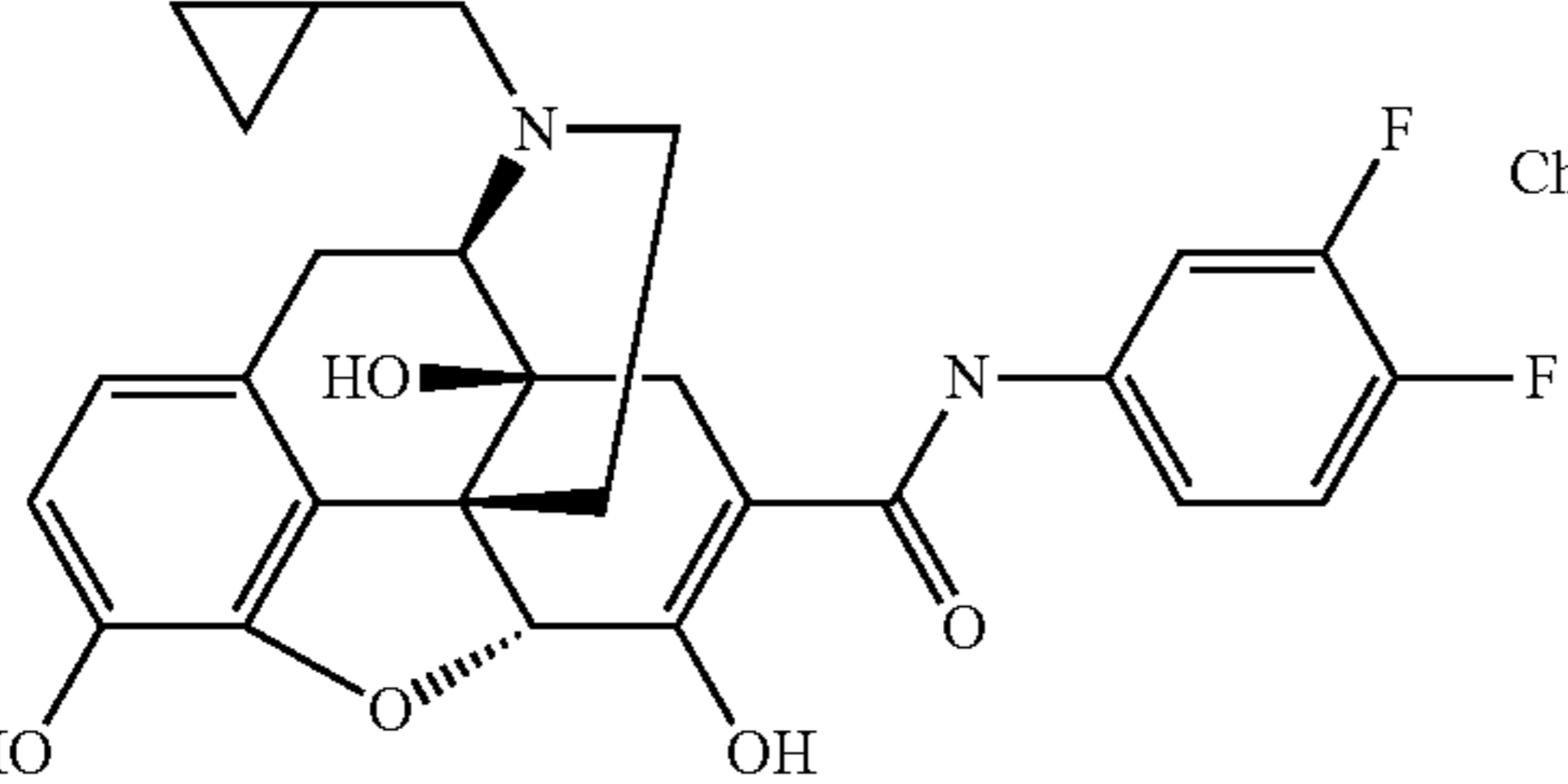
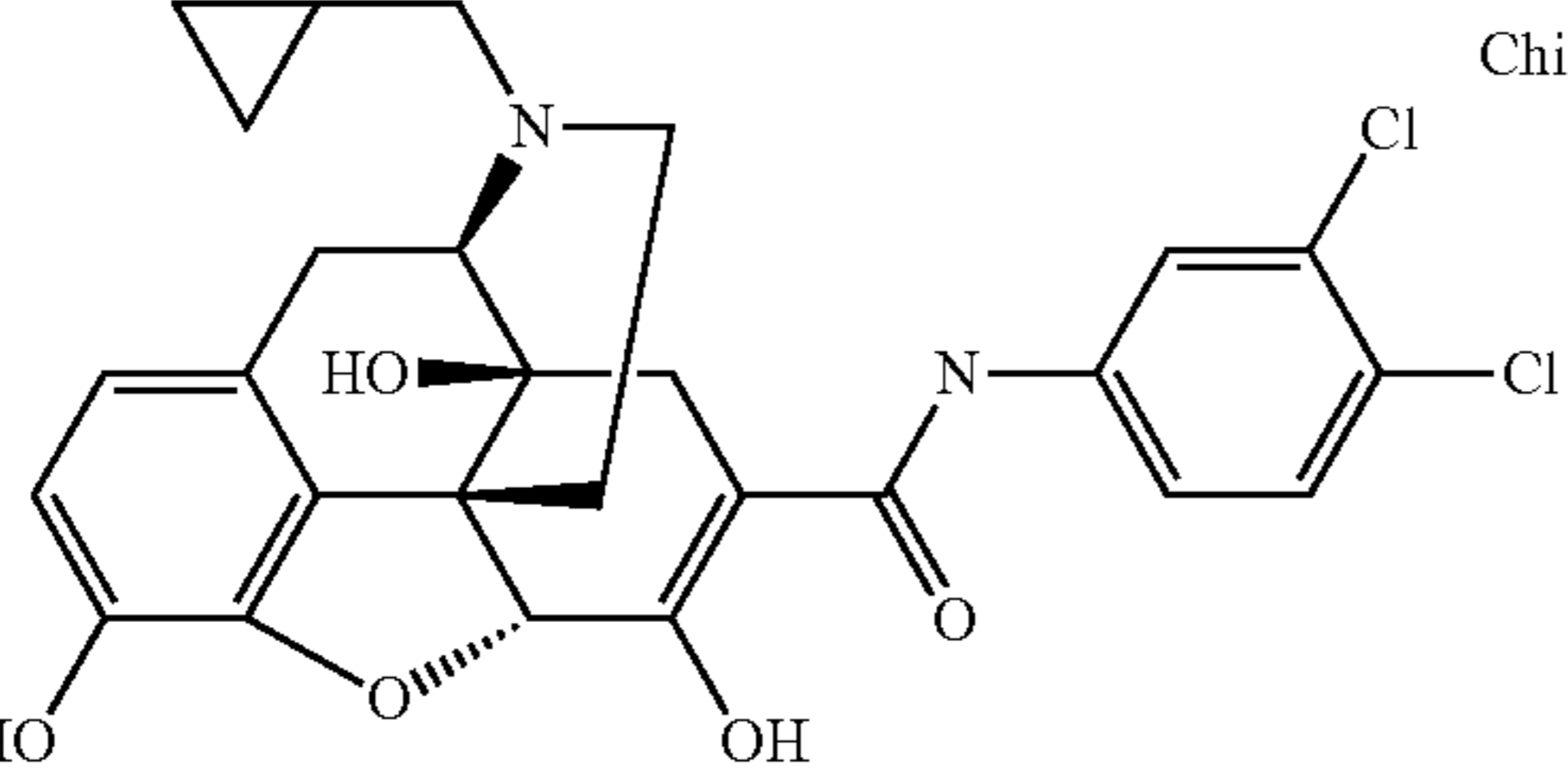
Compound No.	Chemical structure	LC/MS*1	NMR (1H-NMR (d6-DMSO) $\delta$ )
I-130		Chiral m/z 529 [M + H] <sup>+</sup> 0.75 min	
I-131		Chiral m/z 497 [M + H] <sup>+</sup> 0.63 min	
I-132		Chiral m/z 529 [M + H] <sup>+</sup> 0.88 min	

TABLE 35

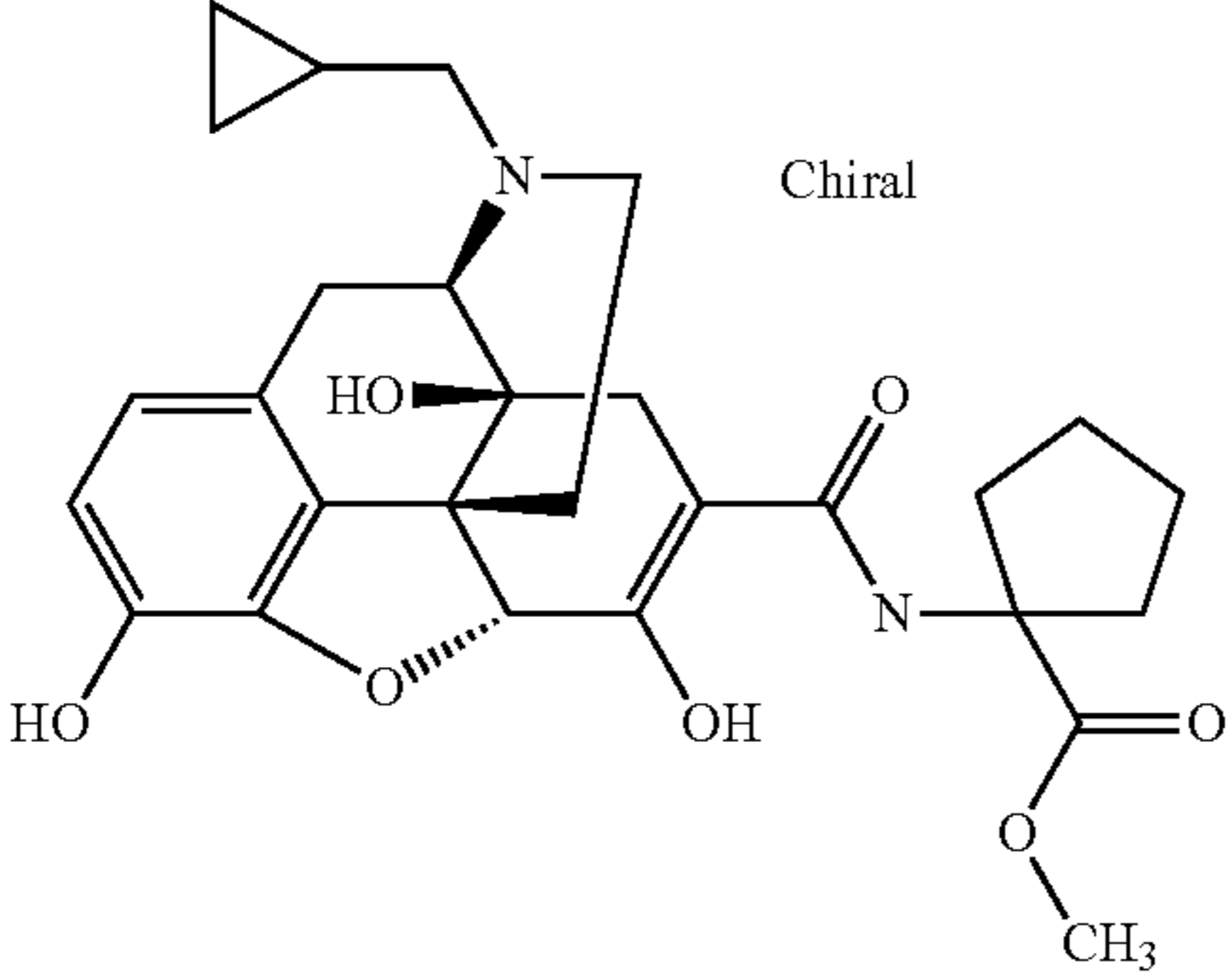
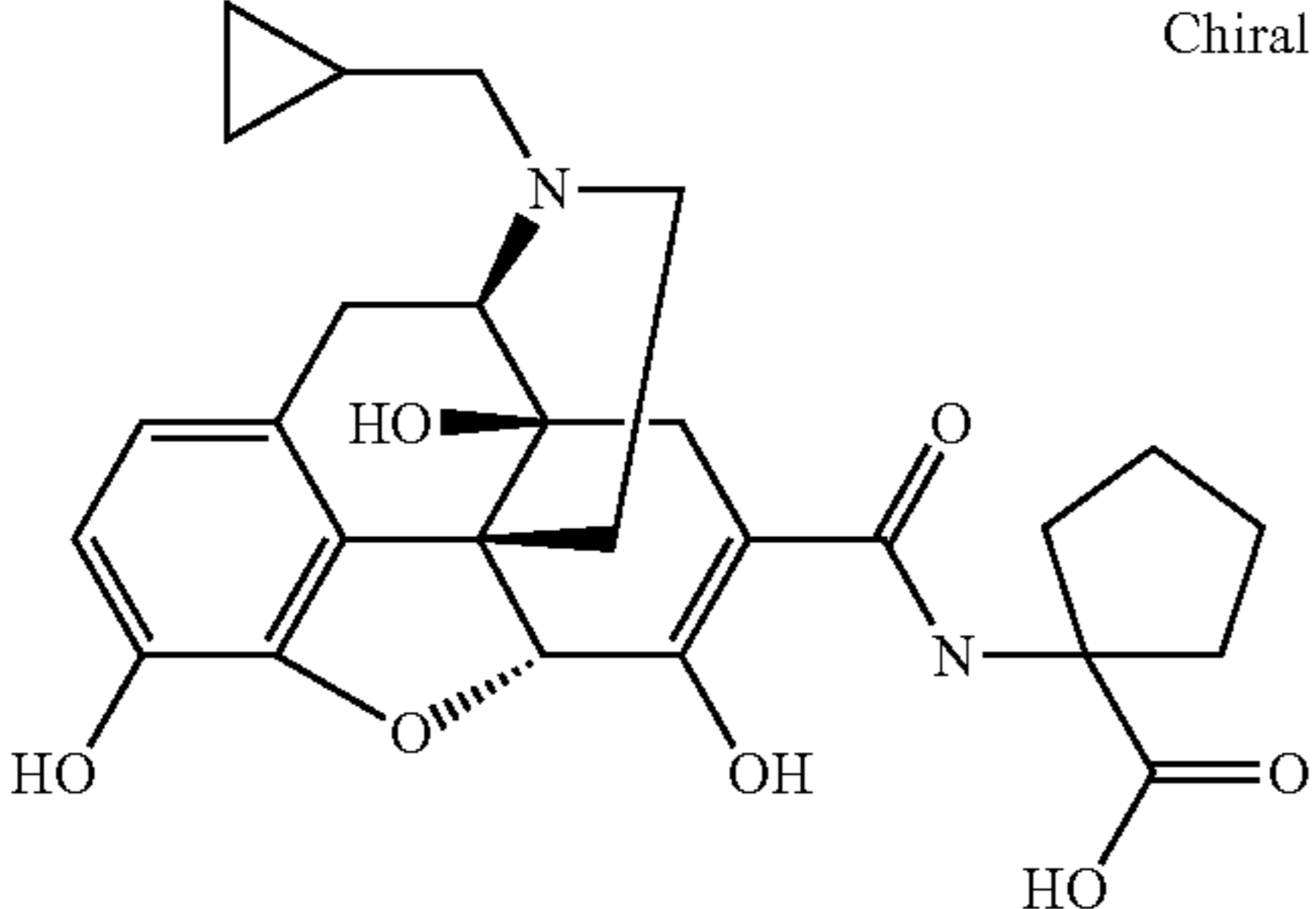
Compound No.	Chemical structure	LC/MS*1	NMR (1H-NMR (d6-DMSO) $\delta$ )
I-133		Chiral m/z 511 [M + H] <sup>+</sup> 0.97 min	0.12-0.16 (m, 2 H), 0.46-0.52 (m, 2 H), 0.86 (m, 1 H), 1.42 (d, J = 10.5 Hz, 1 H), 1.86 (d, J = 15.6 Hz, 1 H), 2.06-2.65 (m, 15 H), 3.05 (d, J = 18.3 Hz, 1 H), 3.26 (d, J = 5.9 Hz, 1 H), 3.55 (s, 3 H), 4.73 (s, 1 H), 6.52 (d, J = 8.1 Hz, 1 H), 6.58 (d, J = 8.1 Hz, 1 H), 7.76 (brs, 1 H), 9.31 (brs, 1 H), 13.8 (brs, 1 H)
I-134		Chiral m/z 498 [M + H] <sup>+</sup> 0.96 min	0.13-0.16 (m, 2 H), 0.48-0.54 (m, 2 H), 0.87 (m, 1 H), 1.43 (d, J = 10.5 Hz, 1 H), 1.86 (d, J = 15.6 Hz, 1 H), 2.06-2.67 (m, 15 H), 3.06 (d, J = 18.6 Hz, 1 H), 3.27 (d, J = 6.0 Hz, 1 H), 4.73 (s, 1 H), 6.53 (d, J = 8.1 Hz, 1 H), 6.58 (d, J = 8.1 Hz, 1 H), 7.72 (brs, 1 H), 9.20 (brs, 1 H), 14.1 (brs, 1 H)



TABLE 35-continued

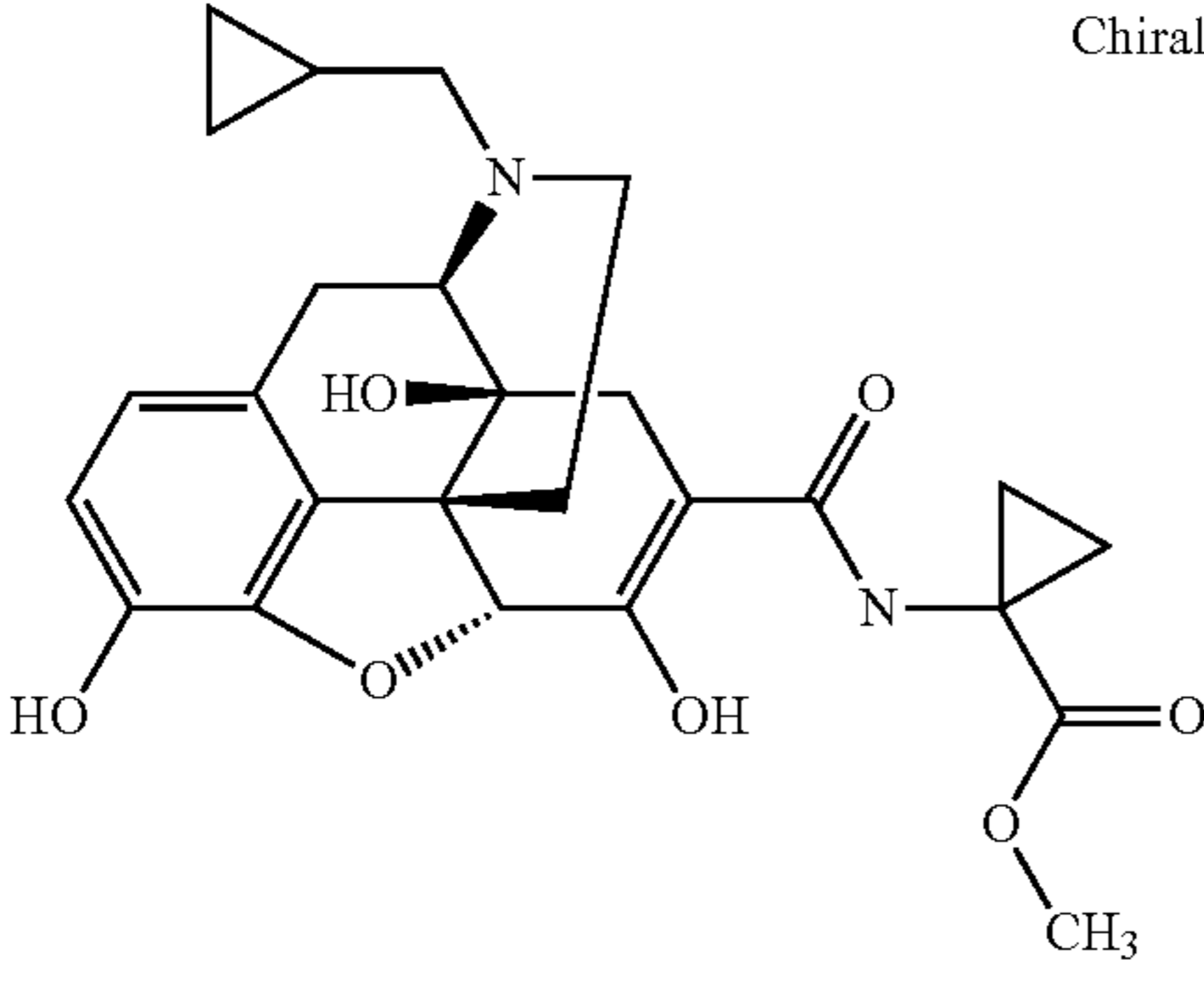
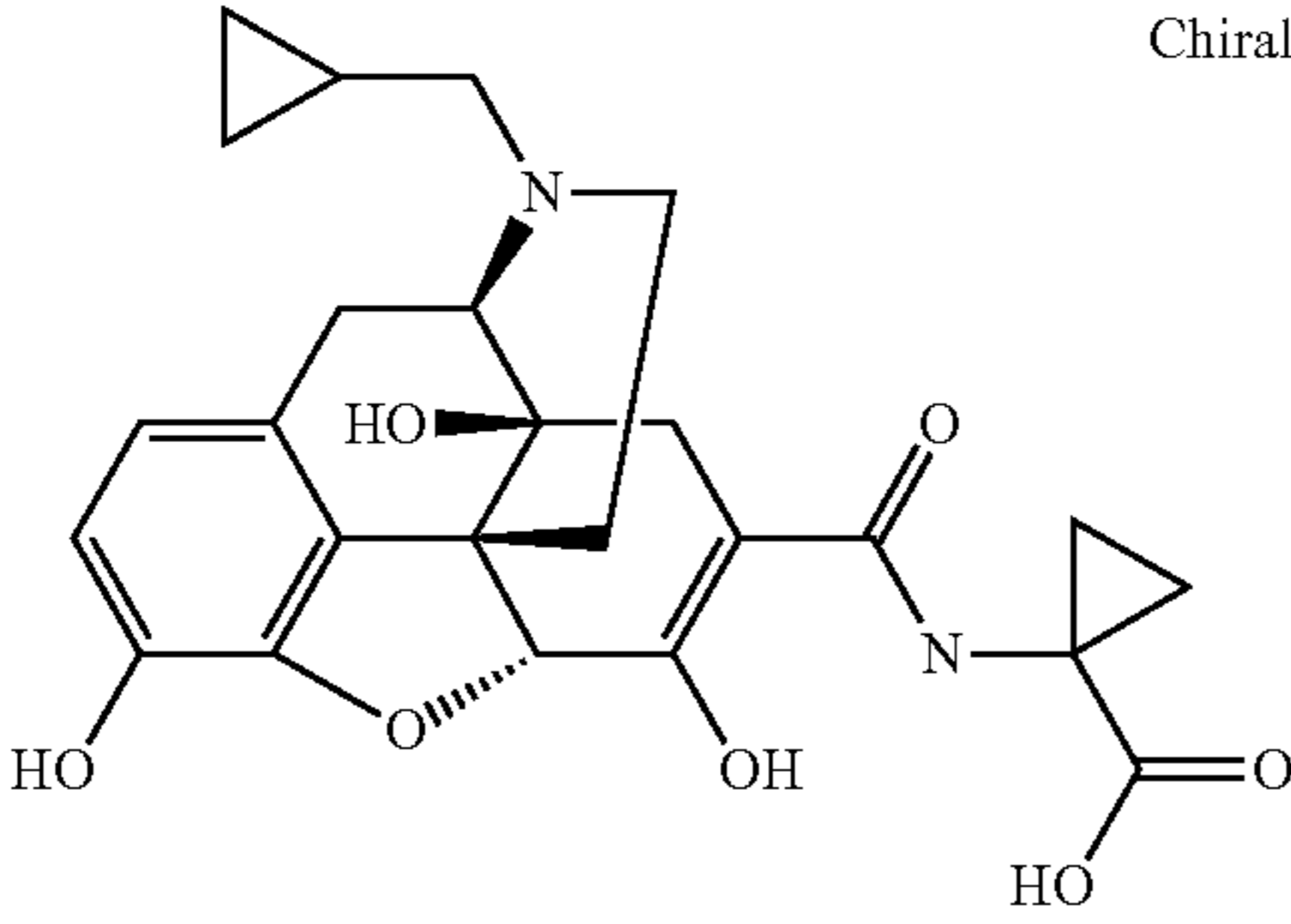
Compound No.	Chemical structure	LC/MS* <sup>1</sup>	NMR (1H-NMR (d <sub>6</sub> -DMSO) δ)
I-135		Chiral m/z 483 [M + H] <sup>+</sup> 0.87 min	0.12-0.14 (m, 2 H), 0.46-0.51 (m, 2 H), 0.85 (m, 1 H), 1.06-1.09 (m, 2 H), 1.35-1.36 (m, 2 H), 1.41 (d, J = 11.7 Hz, 1 H), 1.86 (d, J = 15.6 Hz, 1 H), 2.17-2.61 (m, 7 H), 3.03 (d, J = 18.3 Hz, 1 H), 3.17 (d, J = 6.0 Hz, 1 H), 3.56 (s, 3 H), 4.74 (s, 1 H), 4.77 (brs, 1 H), 6.51 (d, J = 8.1 Hz, 1 H), 6.56 (d, J = 8.1 Hz, 1 H), 9.17 (brs, 1 H), 14.1 (brs, 1 H)
I-136		Chiral m/z 469 [M + H] <sup>+</sup> 0.89 min	0.12-0.16 (m, 2 H), 0.43-0.51 (m, 2 H), 0.85 (m, 1 H), 1.06-1.12 (m, 2 H), 1.35-1.36 (m, 2 H), 1.42 (d, J = 11.7 Hz, 1 H), 1.86 (d, J = 15.6 Hz, 1 H), 2.06-2.63 (m, 7 H), 3.02 (d, J = 18.3 Hz, 1 H), 3.13 (d, J = 5.4 Hz, 1 H), 4.76 (s, 1 H), 4.77 (brs, 1 H), 6.52 (d, J = 8.1 Hz, 1 H), 6.56 (d, J = 8.1 Hz, 1 H), 9.18 (brs, 1 H), 14.1 (brs, 1 H)

TABLE 36

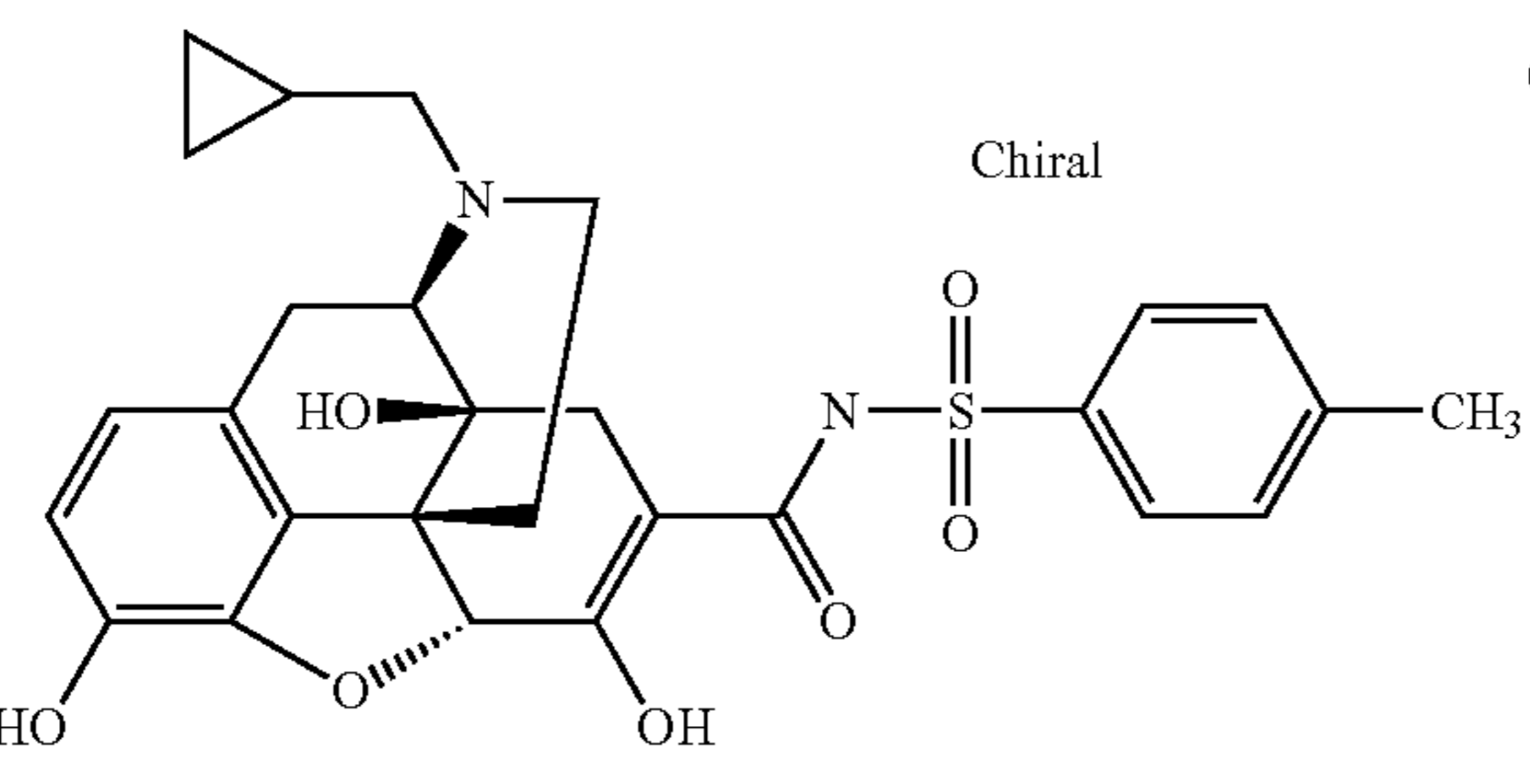
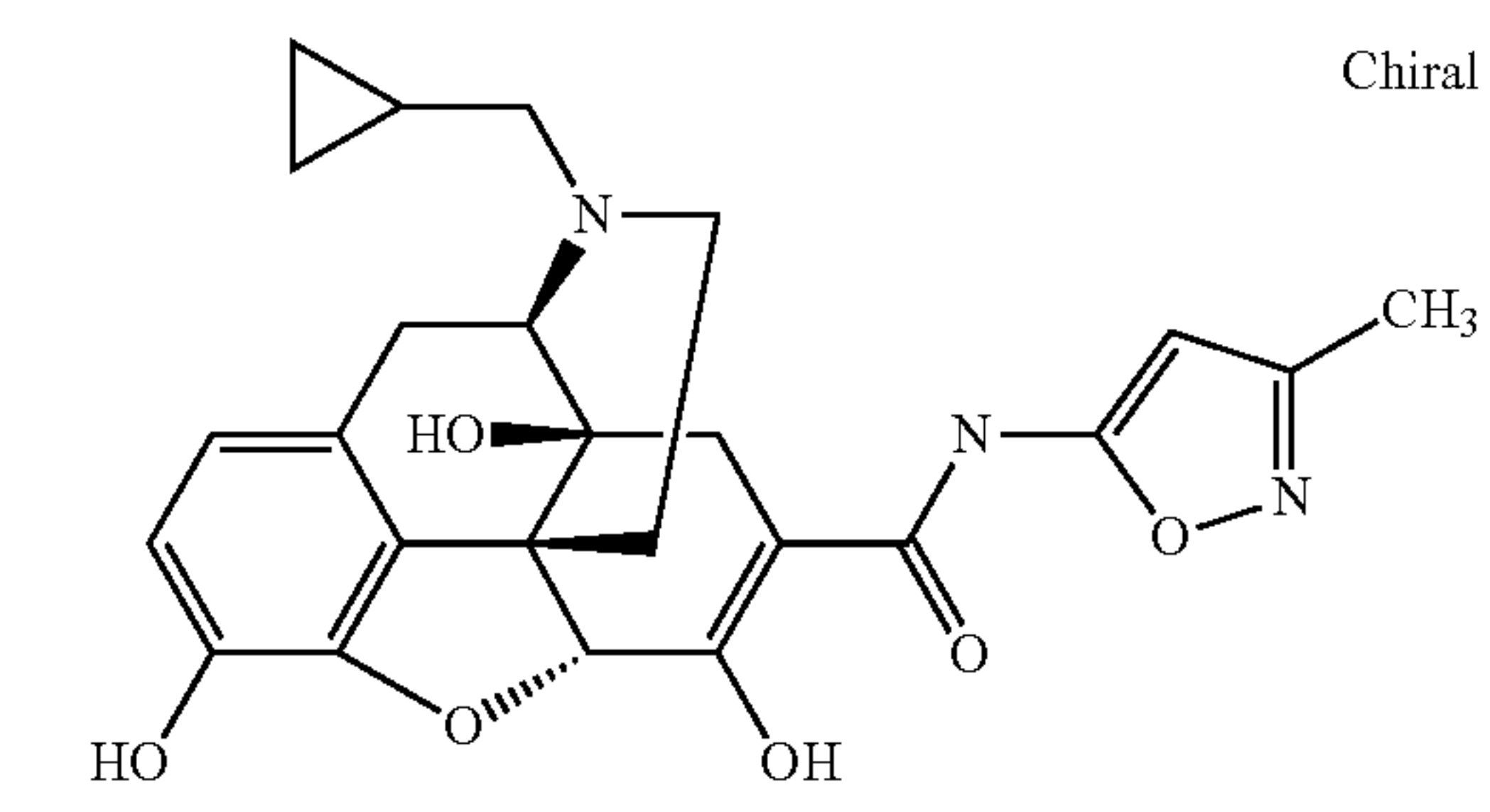
Compound No.	Chemical structure	LC/MS* <sup>1</sup>	NMR (1H-NMR (d <sub>6</sub> -DMSO) δ)
I-137		Chiral m/z 539 [M + H] <sup>+</sup> 0.50 min	
I-138		Chiral m/z 466 [M + H] <sup>+</sup> 0.57 min	

TABLE 36-continued

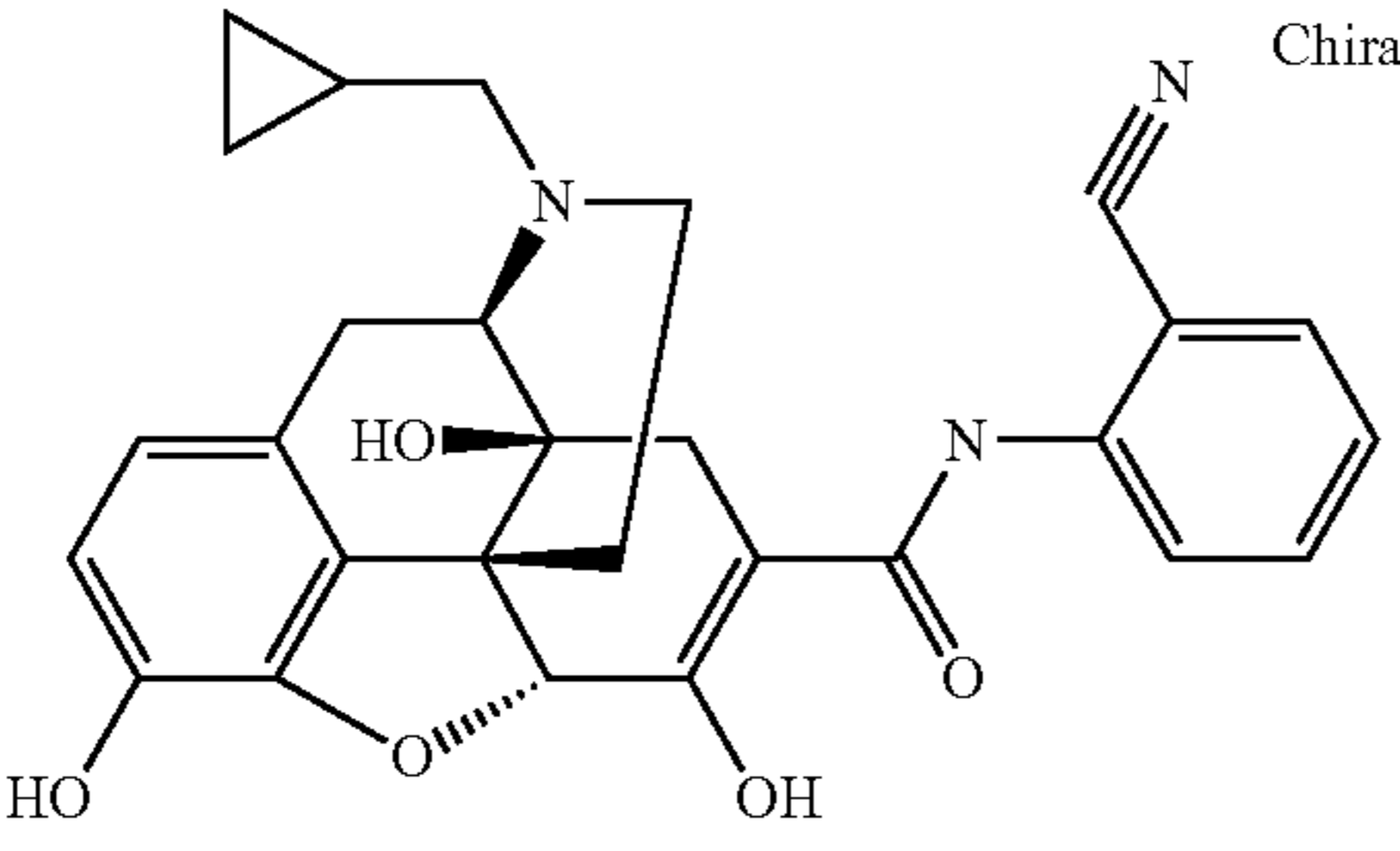
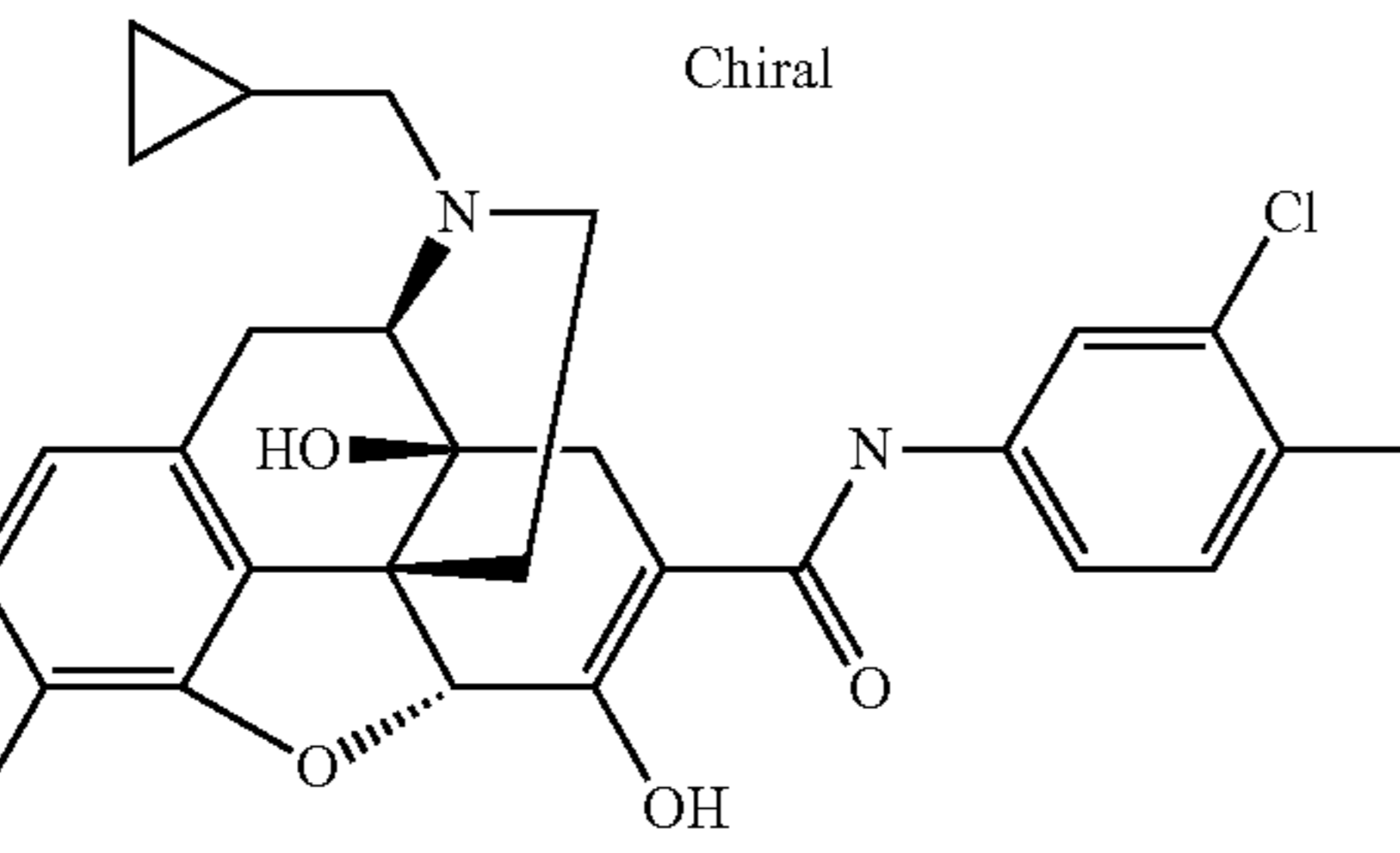
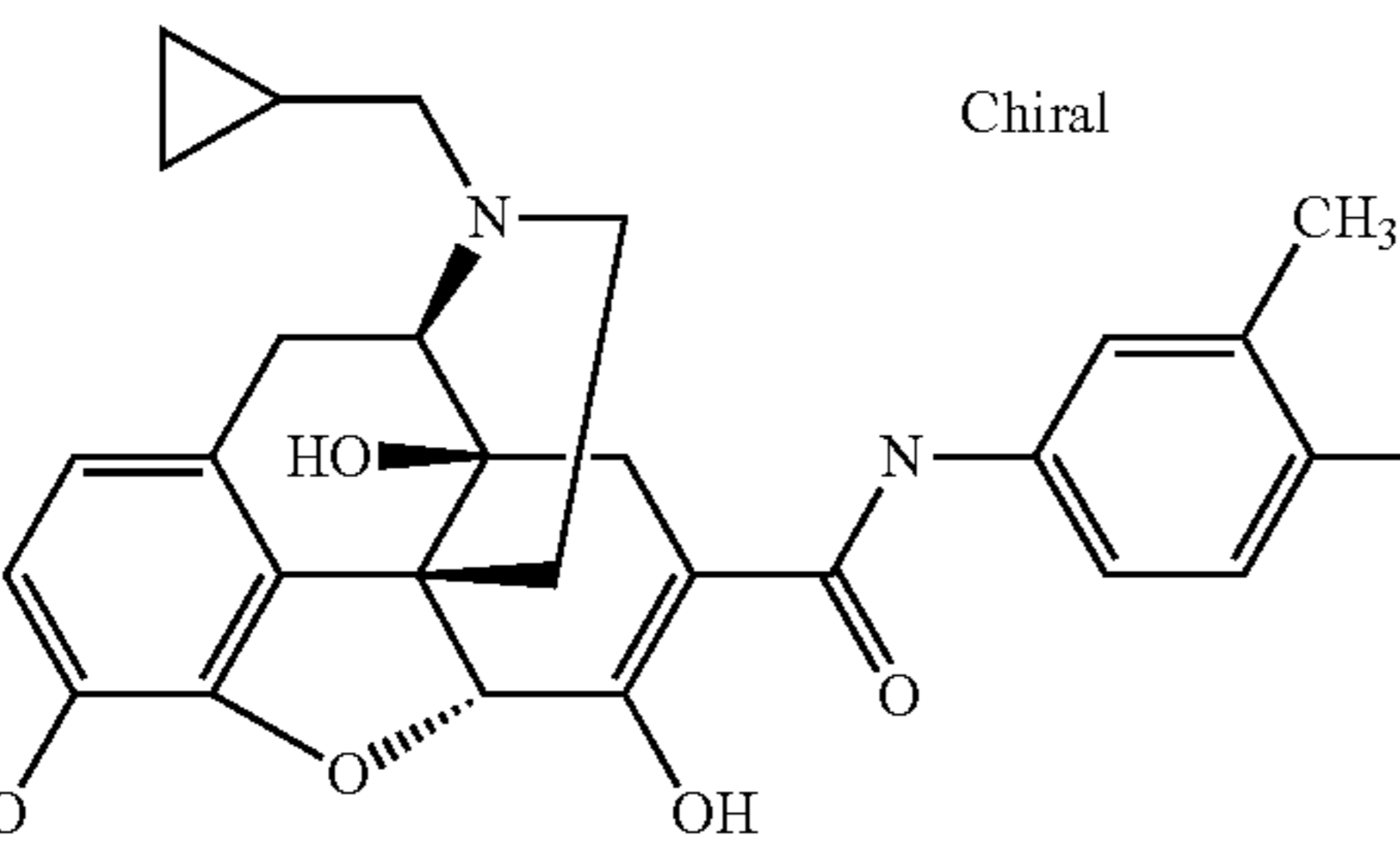
Compound No.	Chemical structure	LC/MS*1	NMR (1H-NMR (d6-DMSO) $\delta$ )
I-139		m/z 486 [M + H] <sup>+</sup> 0.44 min	
I-140		m/z 520 [M + H] <sup>+</sup> 0.56 min	
I-141		m/z 510 [M + H] <sup>+</sup> 0.75 min	

TABLE 37

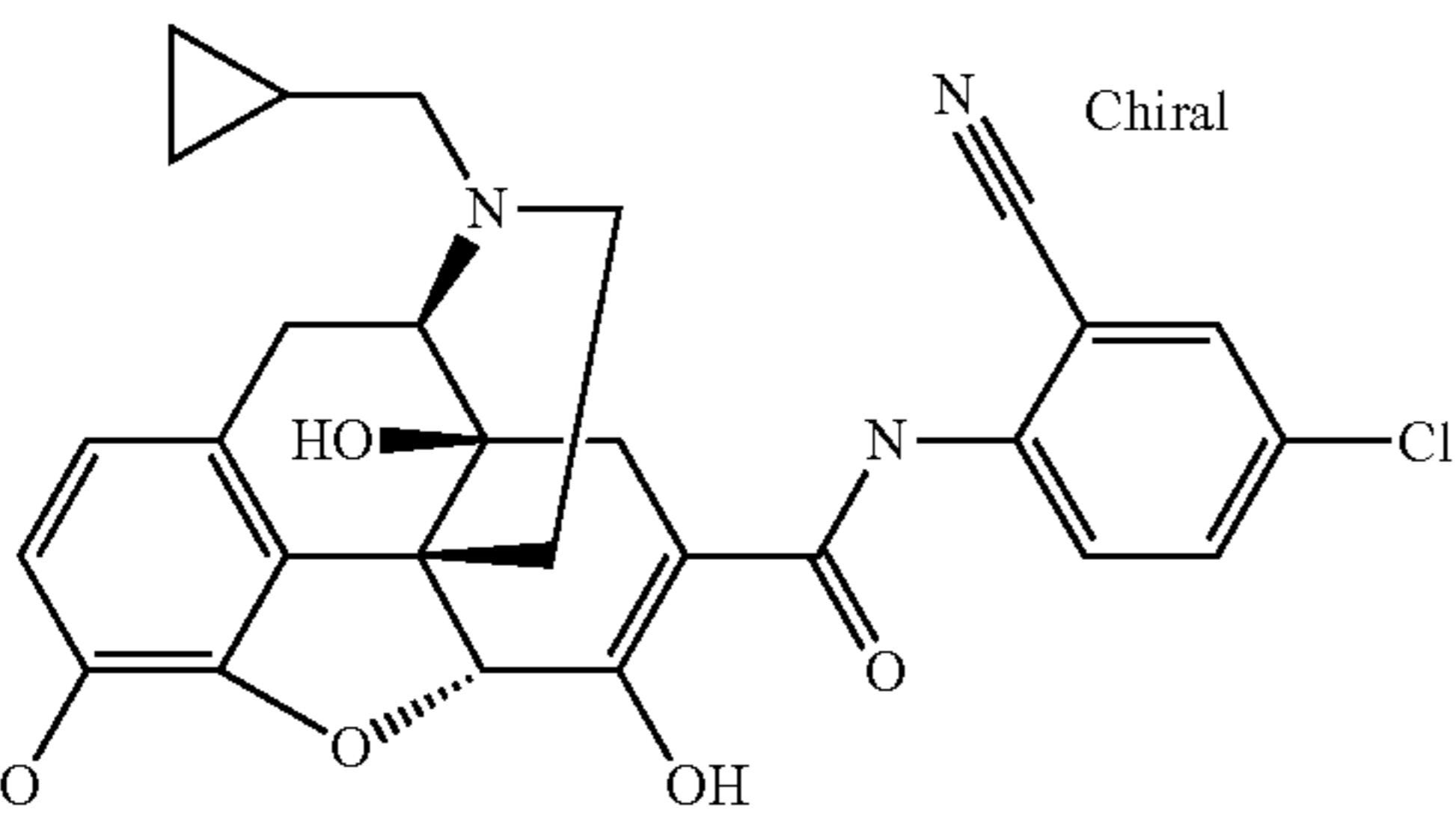
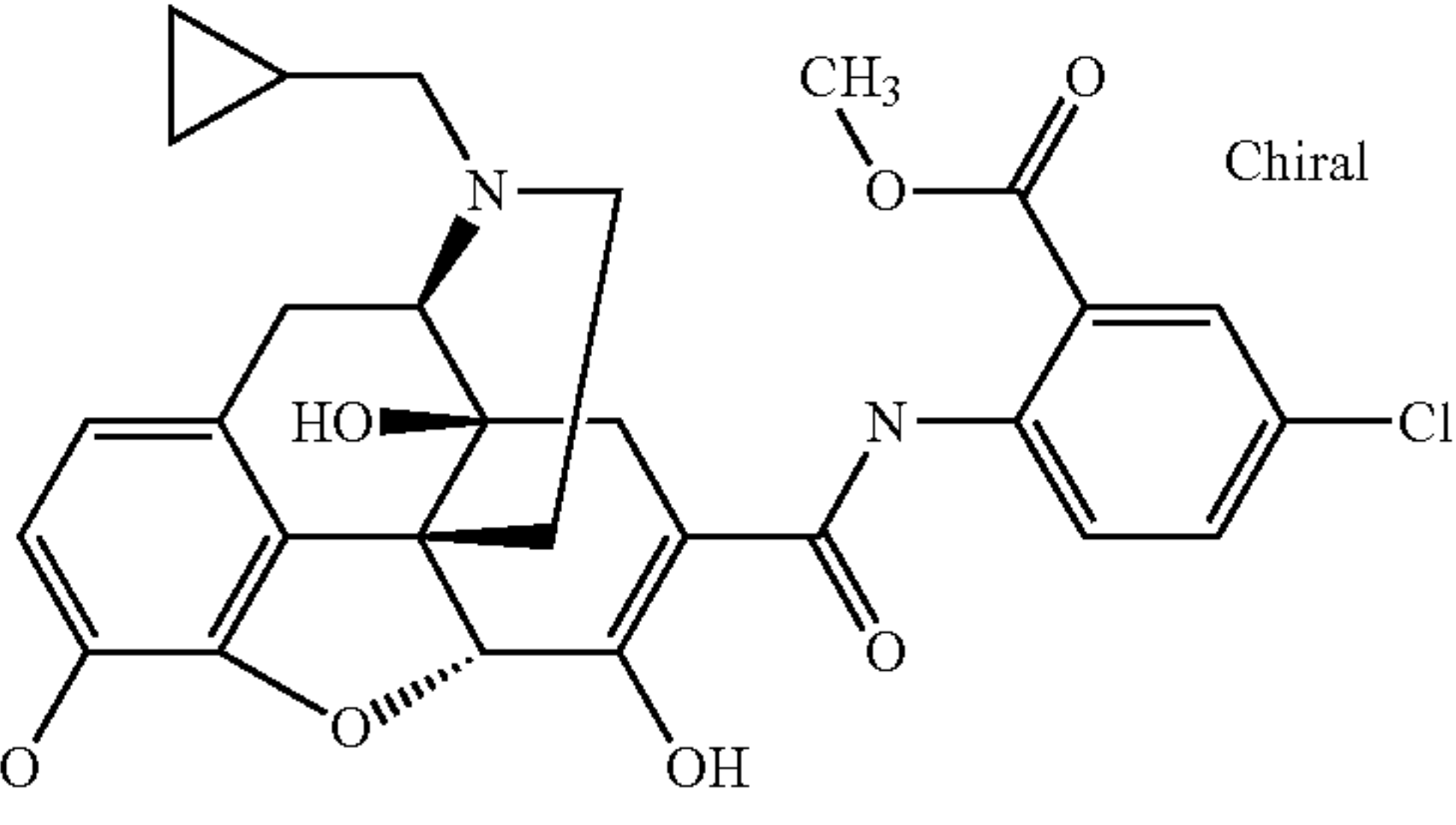
Compound No.	Chemical structure	LC/MS*1	NMR (1H-NMR (d6-DMSO) $\delta$ )
I-142		m/z 521 [M + H] <sup>+</sup> 0.50 min	
I-143		m/z 553 [M + H] <sup>+</sup> 0.88 min	

TABLE 37-continued

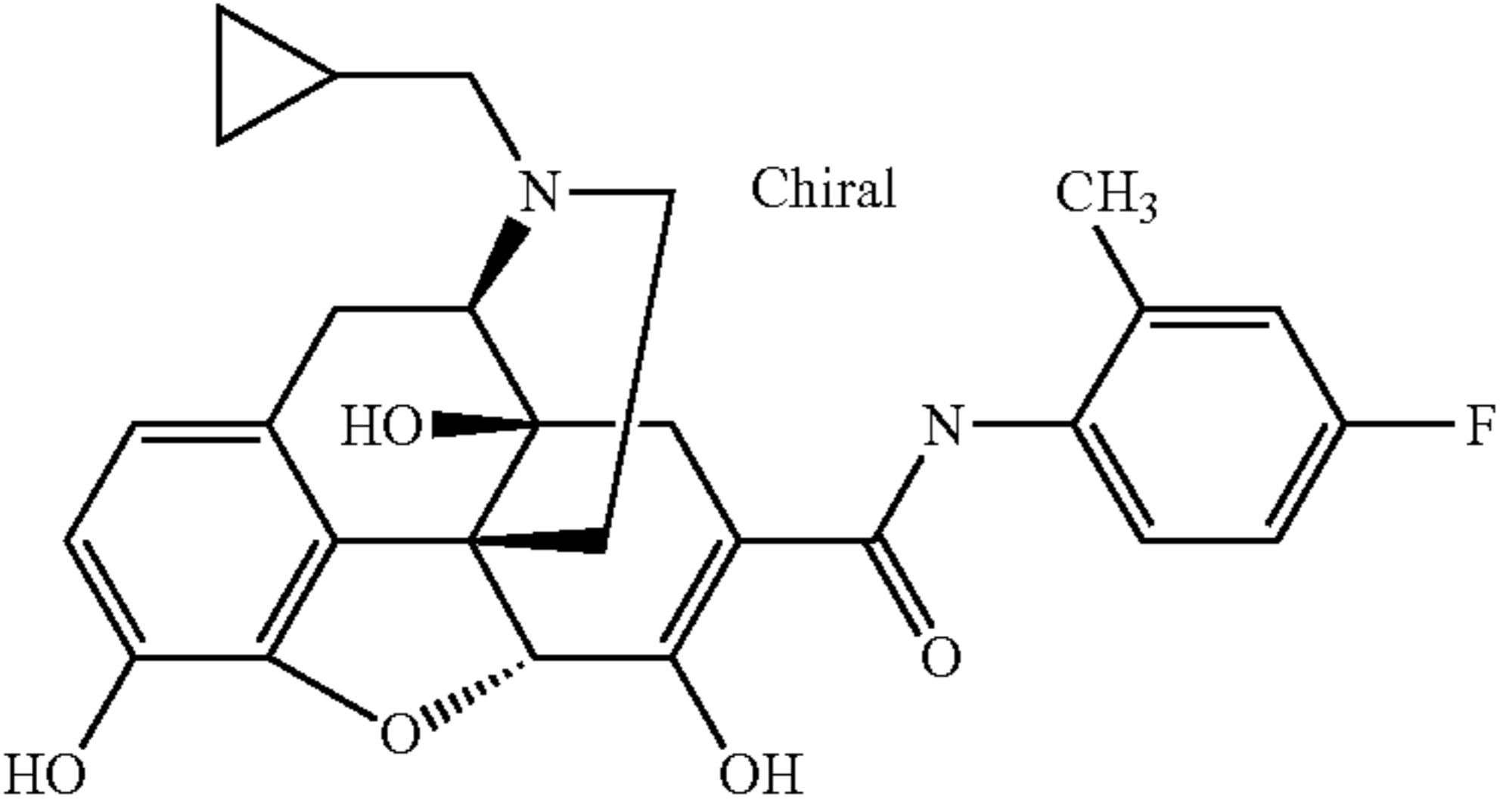
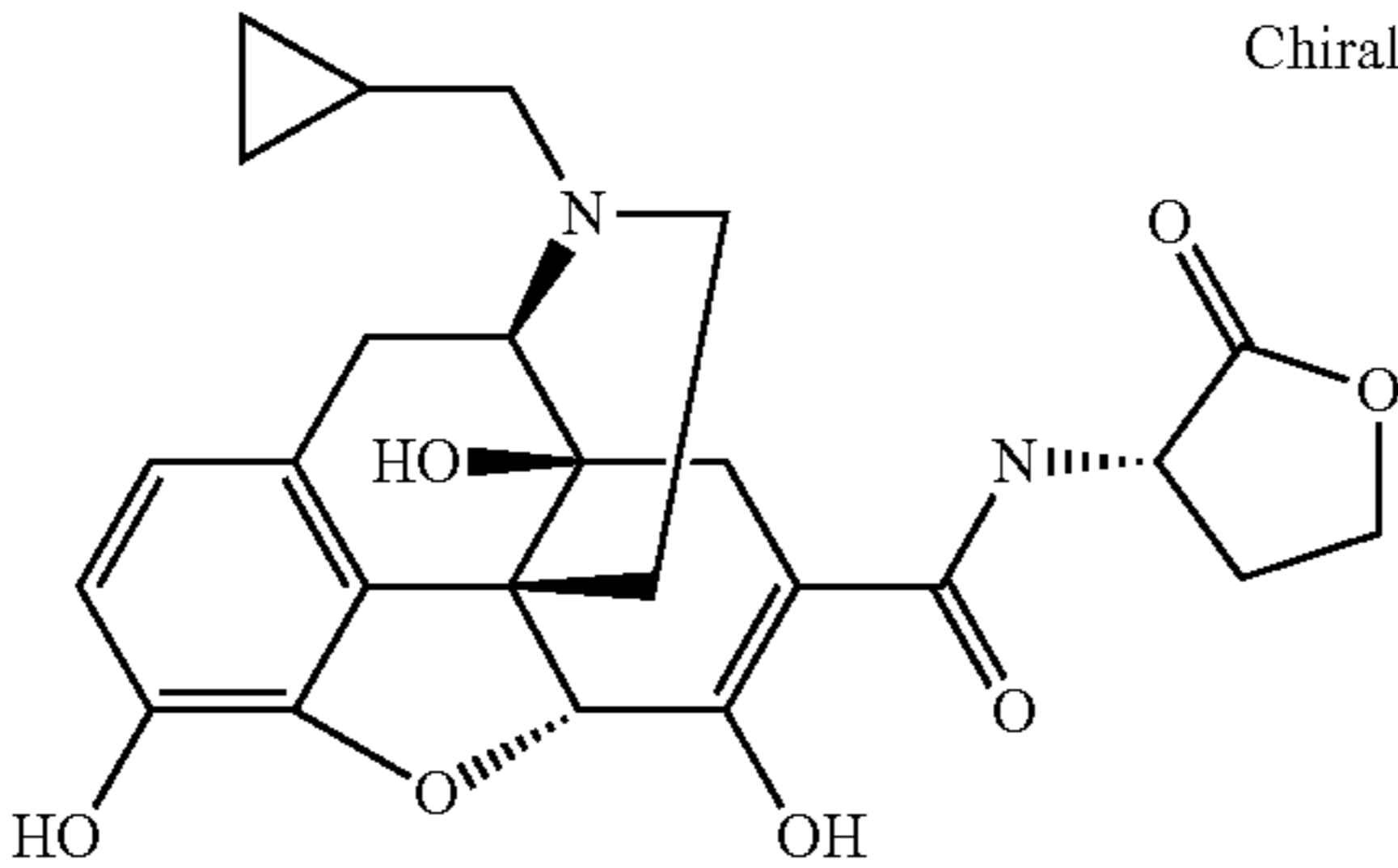
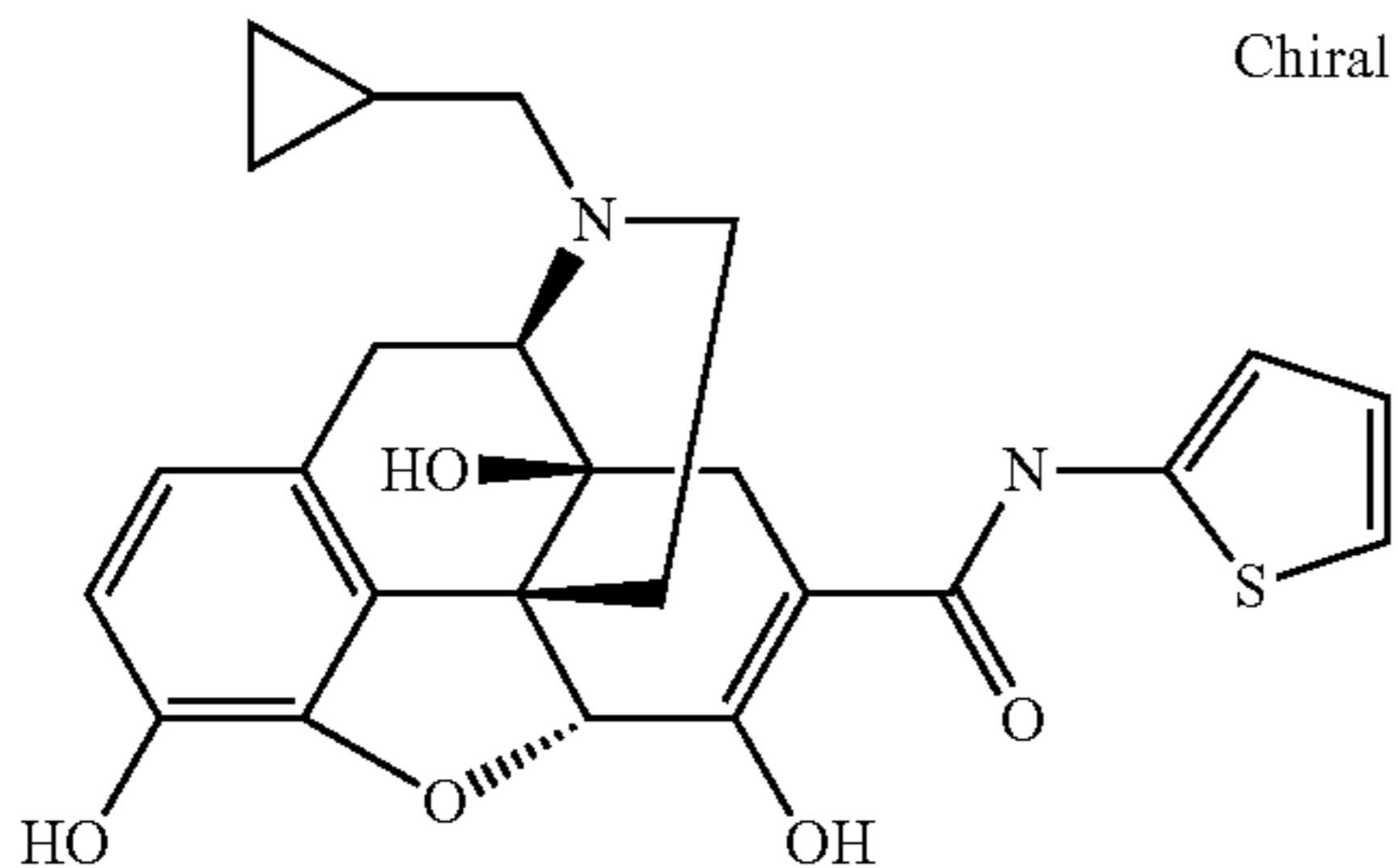
Compound No.	Chemical structure	LC/MS* <sup>1</sup>	NMR (1H-NMR (d6-DMSO) $\delta$ )
I-144	 <p>Chiral</p>	m/z 494 [M + H] <sup>+</sup> 0.57 min	
I-145	 <p>Chiral</p>	m/z 469 [M + H] <sup>+</sup> 0.83 min	
I-146	 <p>Chiral</p>	m/z 467 [M + H] <sup>+</sup> 1.01 min	

TABLE 38

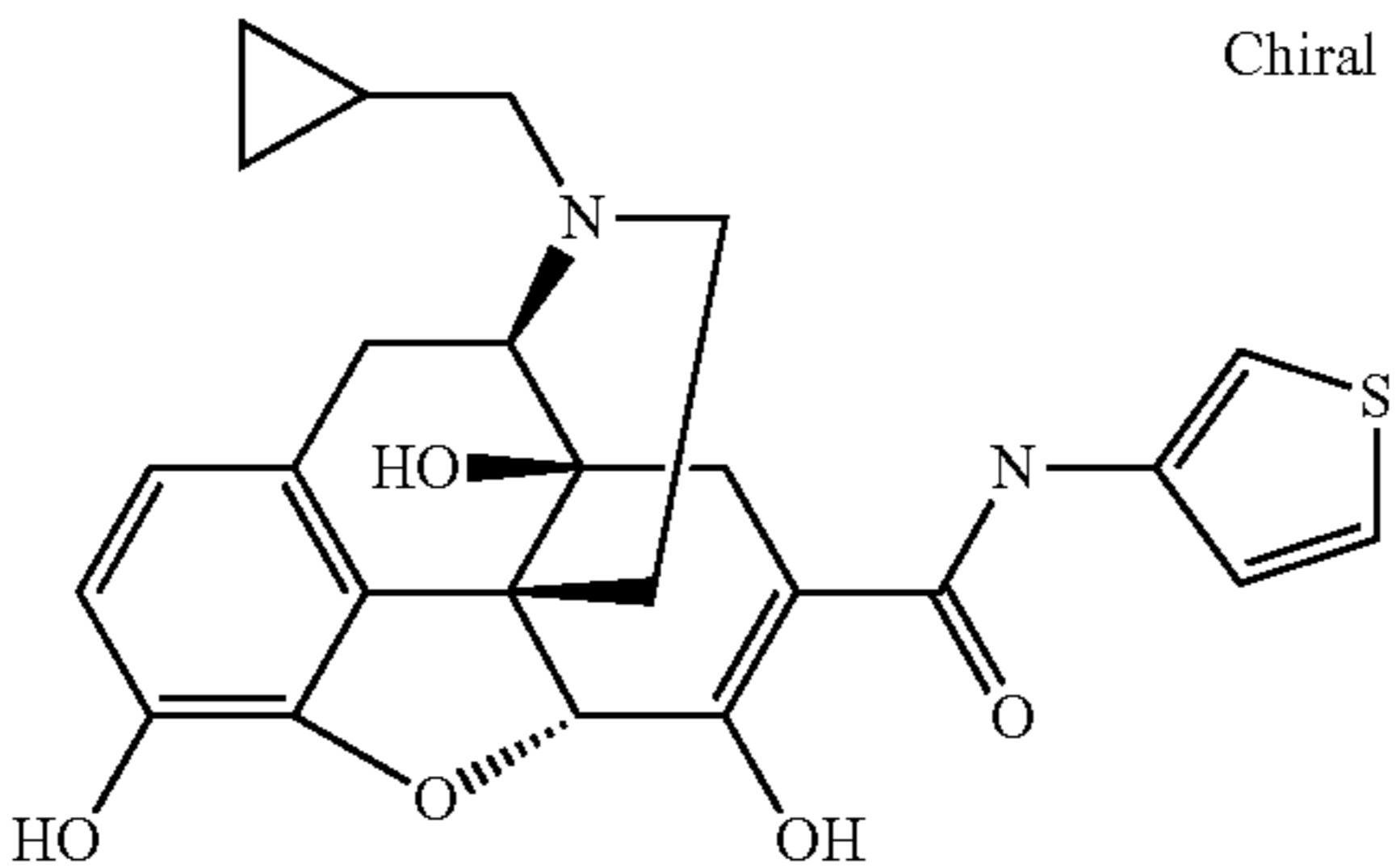
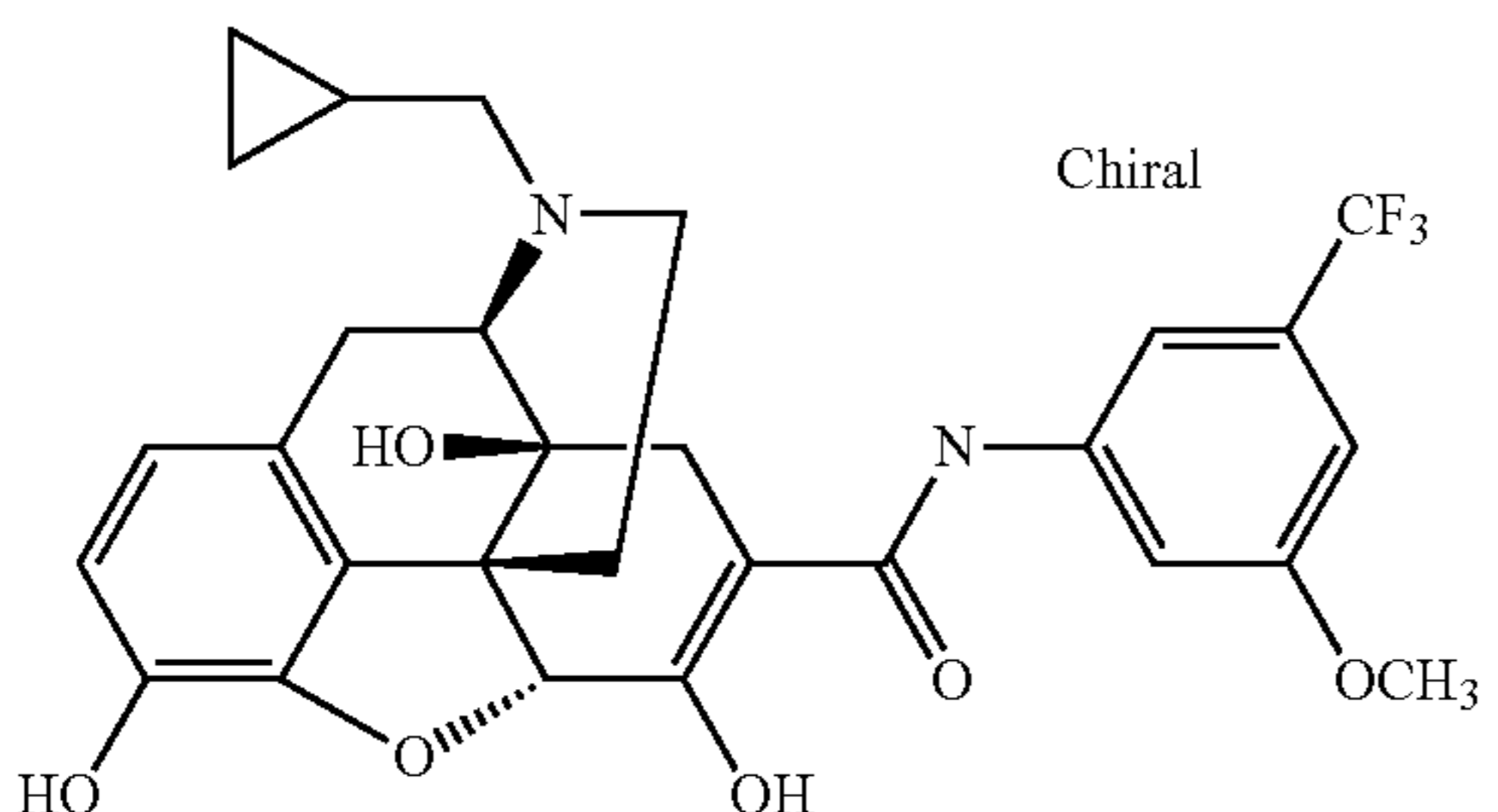
Compound No.	Chemical structure	LC/MS* <sup>1</sup>	NMR (1H-NMR (d6-DMSO) $\delta$ )
I-147	 <p>Chiral</p>	m/z 467 [M + H] <sup>+</sup> 1.00 min	
I-148	 <p>Chiral</p>	m/z 559 [M + H] <sup>+</sup> 1.16 min**	

TABLE 38-continued

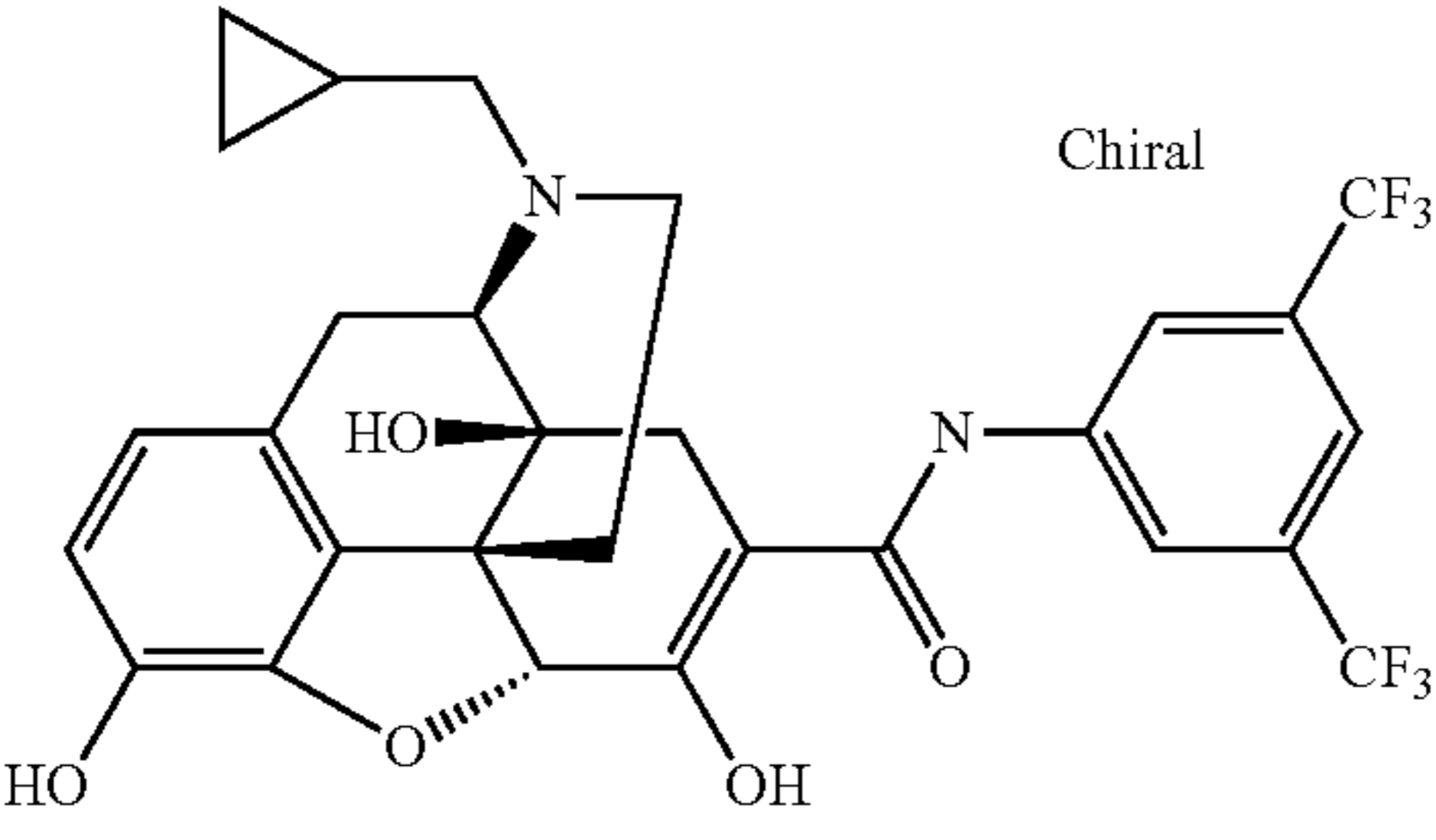
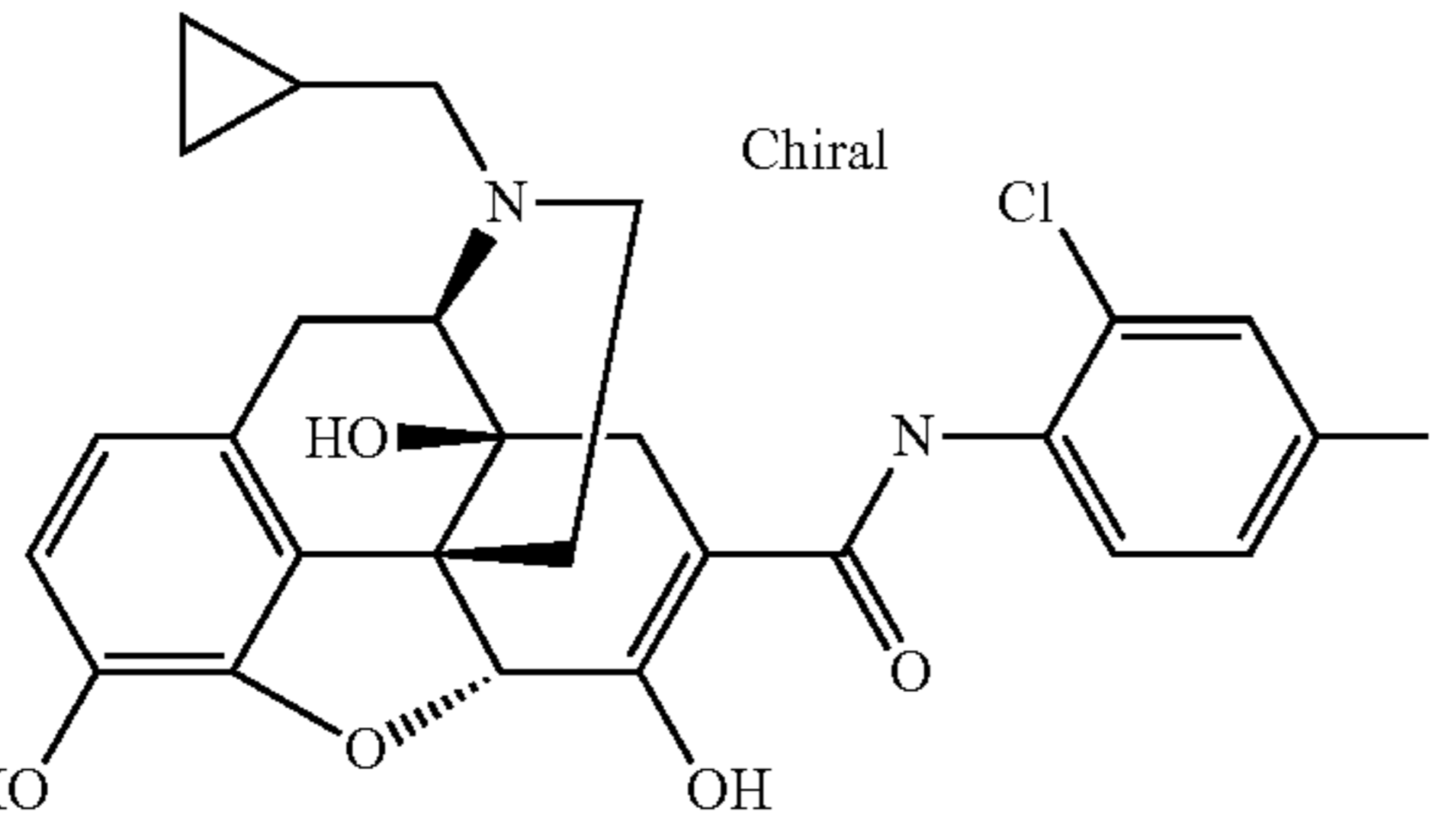
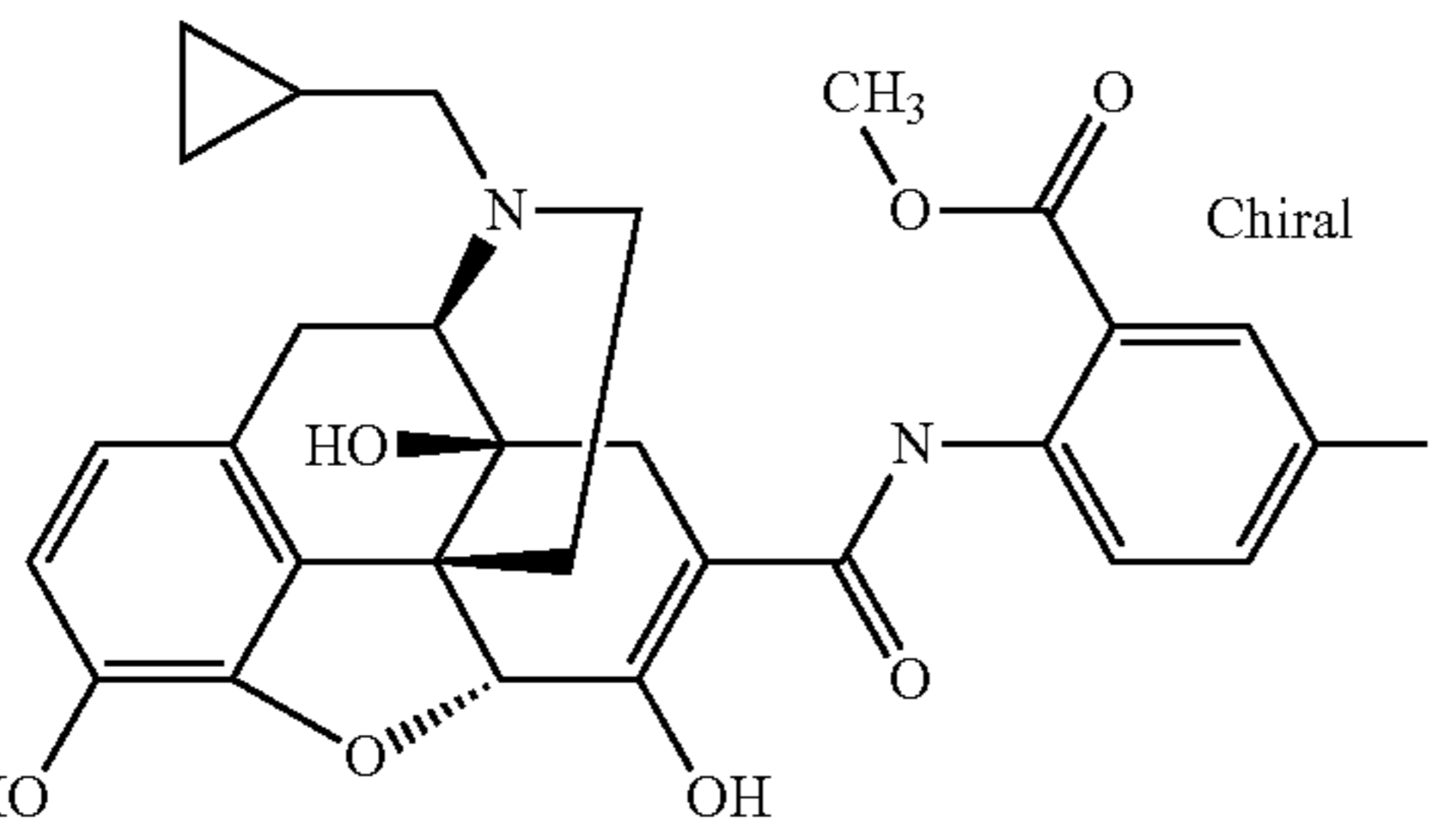
Compound No.	Chemical structure	LC/MS* <sup>1</sup>	NMR (1H-NMR (d6-DMSO) $\delta$ )
I-149		m/z 598 [M + H] <sup>+</sup> 1.34 min**	
I-150		m/z 514 [M + H] <sup>+</sup> 0.50 min	
I-151		m/z 538 [M + H] <sup>+</sup> 0.63 min	

TABLE 39

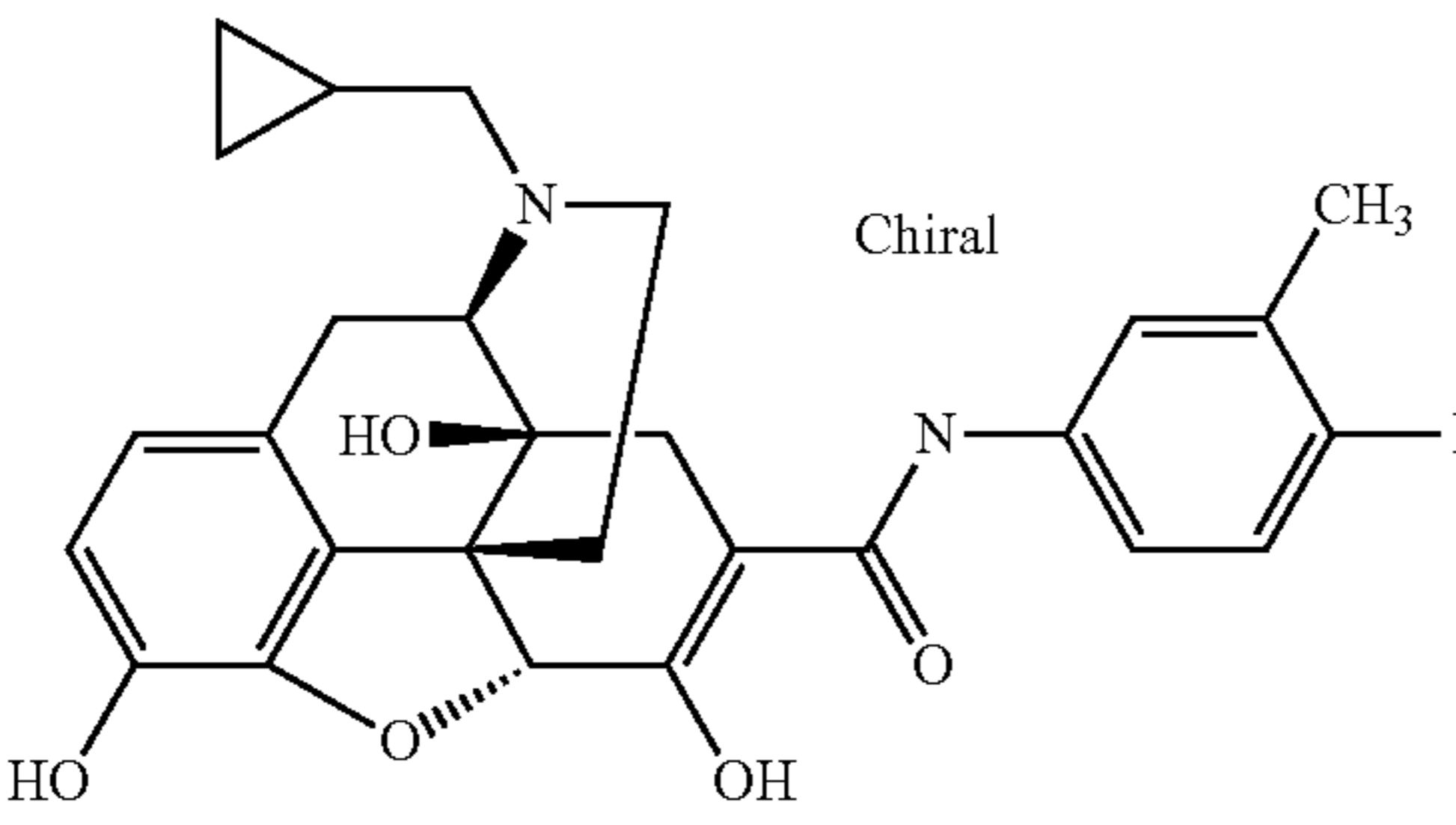
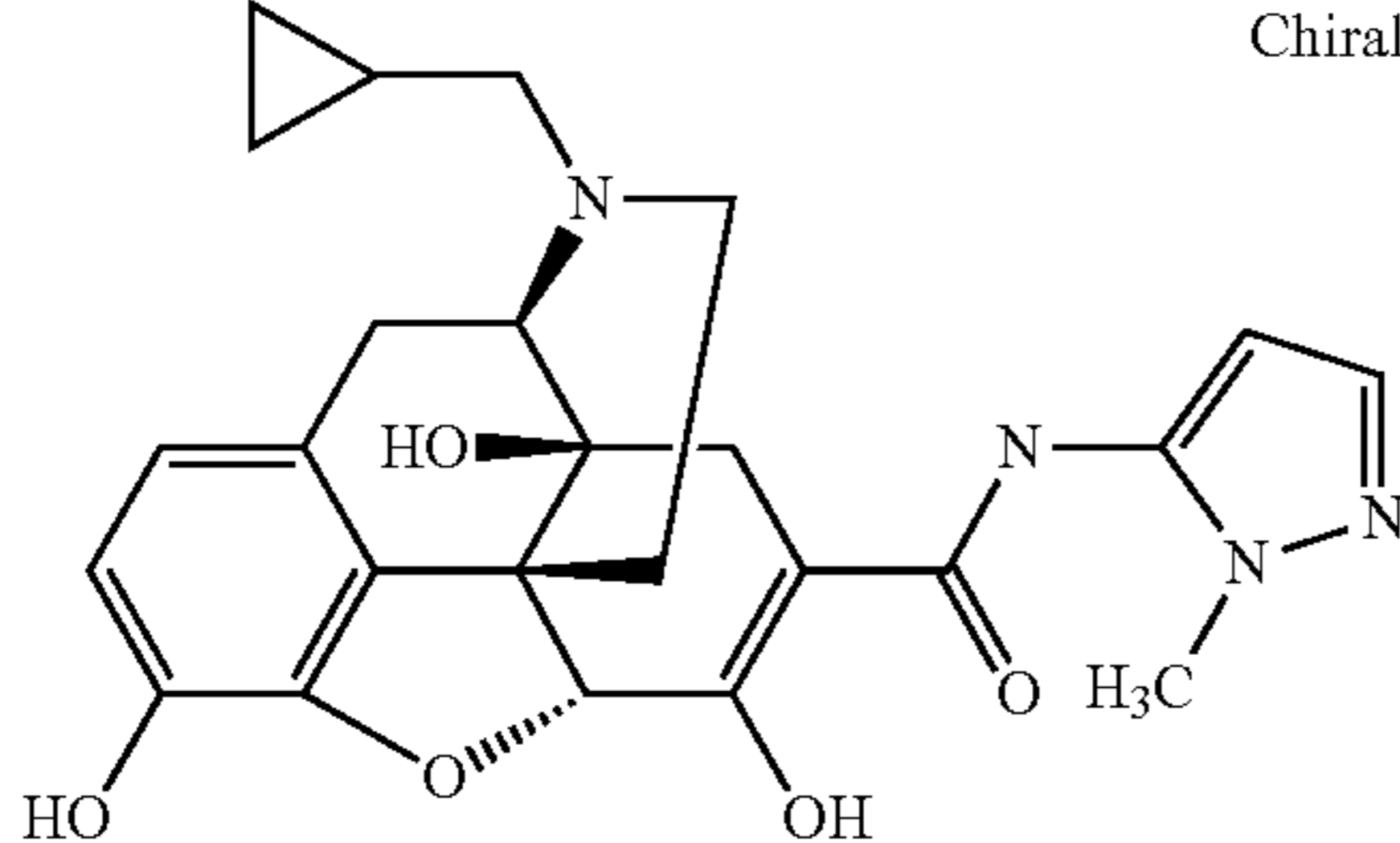
Compound No.	Chemical structure	LC/MS* <sup>1</sup>	NMR (1H-NMR (d6-DMSO) $\delta$ )
I-152		m/z 494 [M + H] <sup>+</sup> 0.56 min	
I-153		m/z 465 [M + H] <sup>+</sup> 0.90 min	

TABLE 39-continued

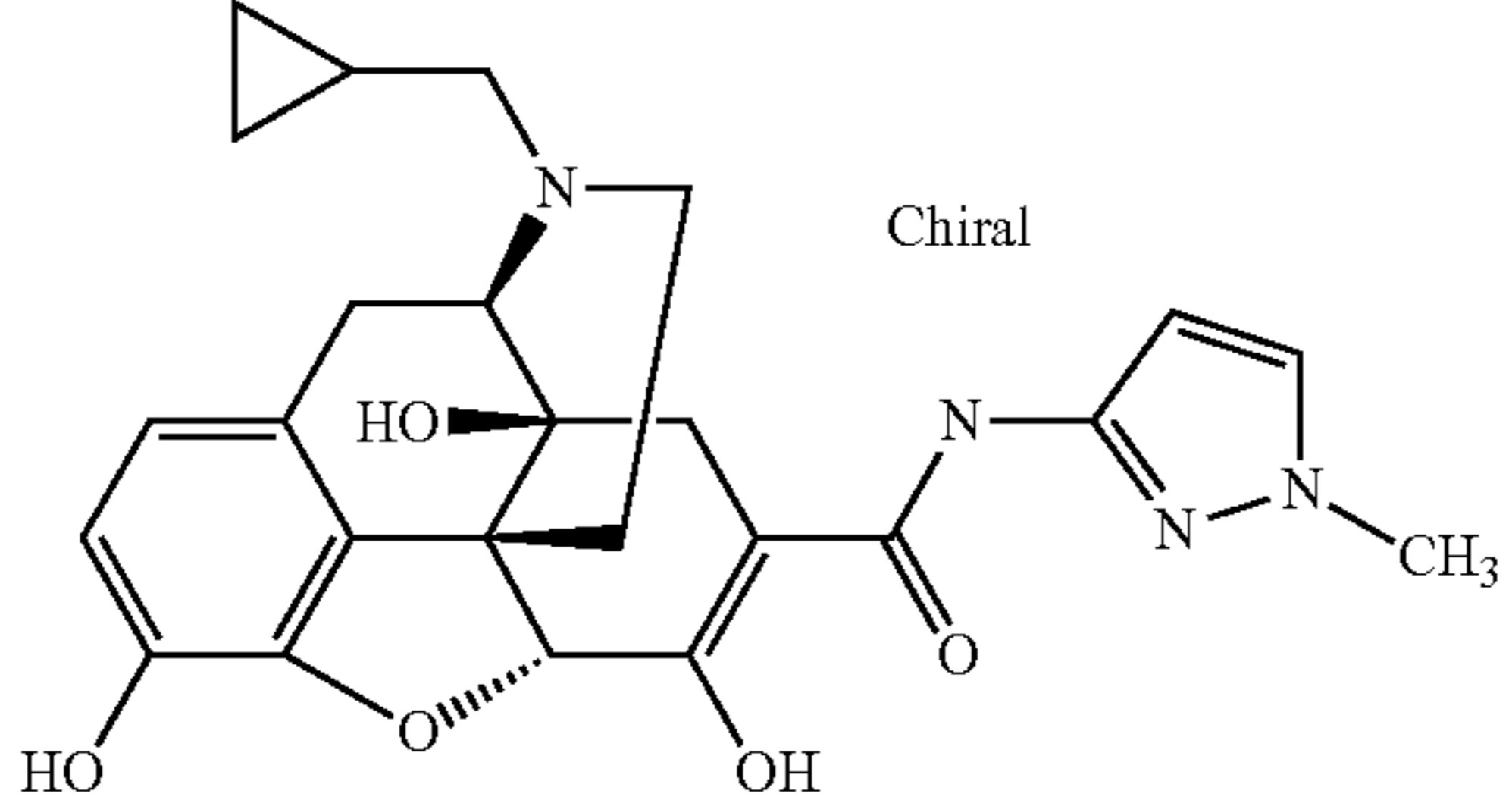
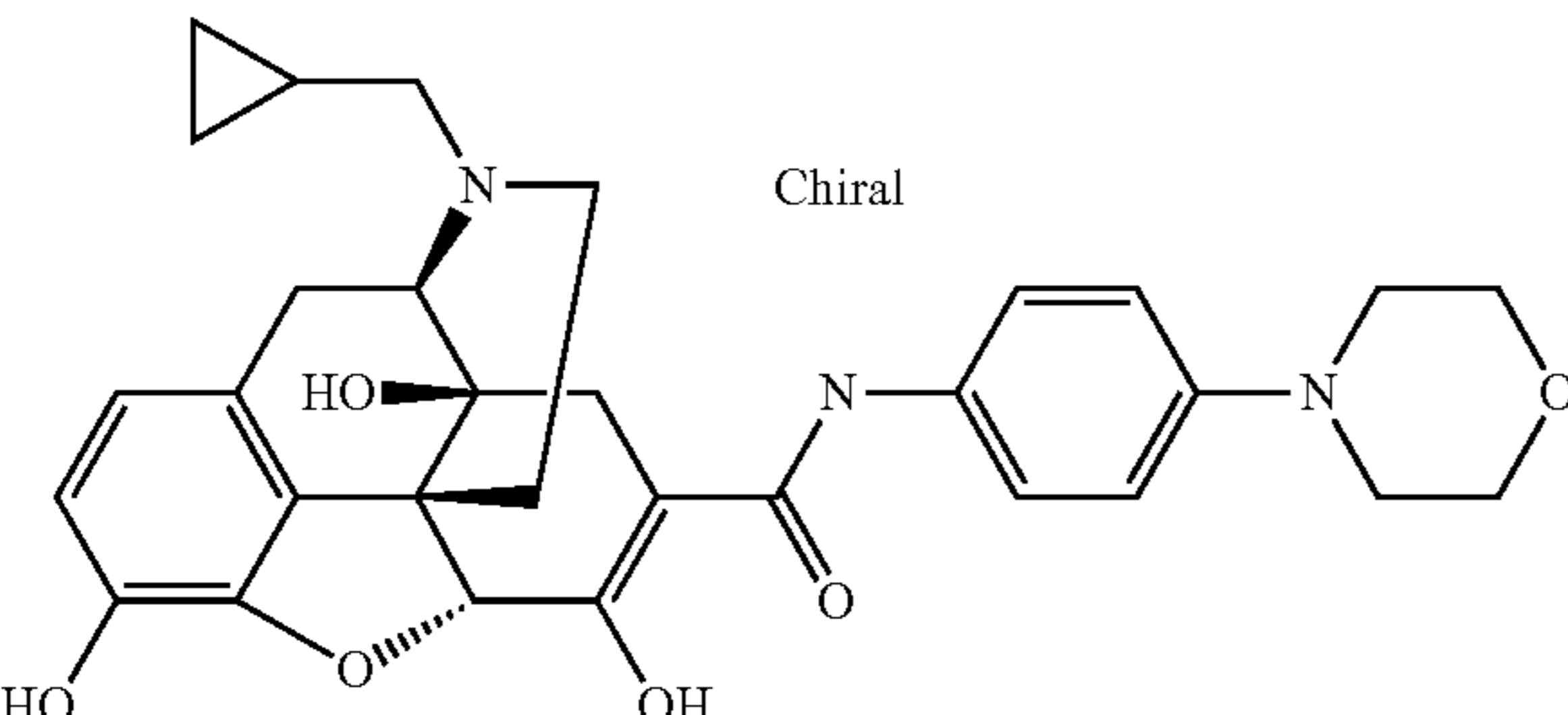
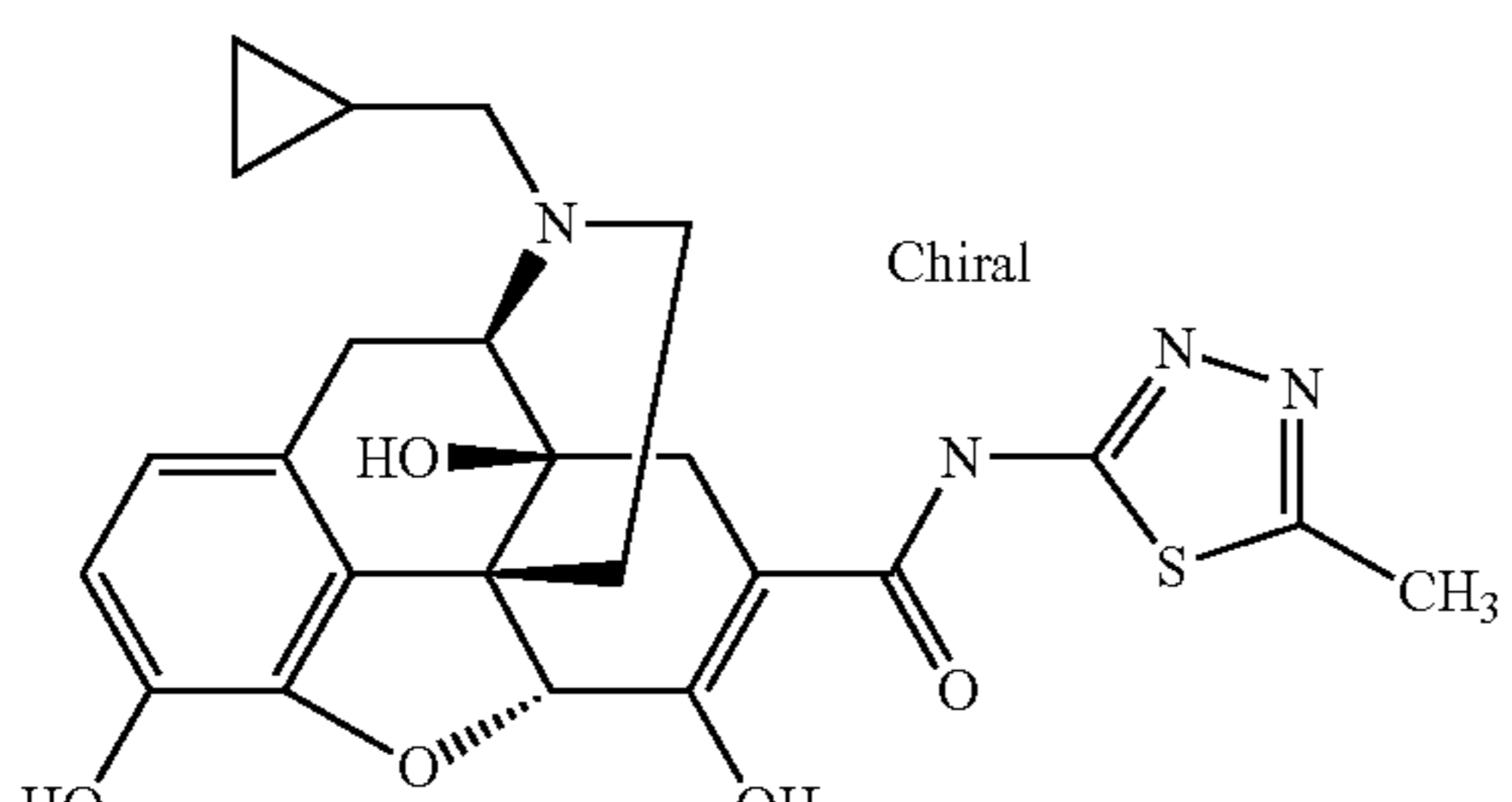
Compound No.	Chemical structure	LC/MS* <sup>1</sup>	NMR (1H-NMR (d <sub>6</sub> -DMSO) δ)
I-154		m/z 465 [M + H] <sup>+</sup> 0.96 min	
I-155		m/z 544 [M + H] <sup>+</sup> 1.00 min	
I-156		m/z 483 [M + H] <sup>+</sup> 0.35 min	

TABLE 40

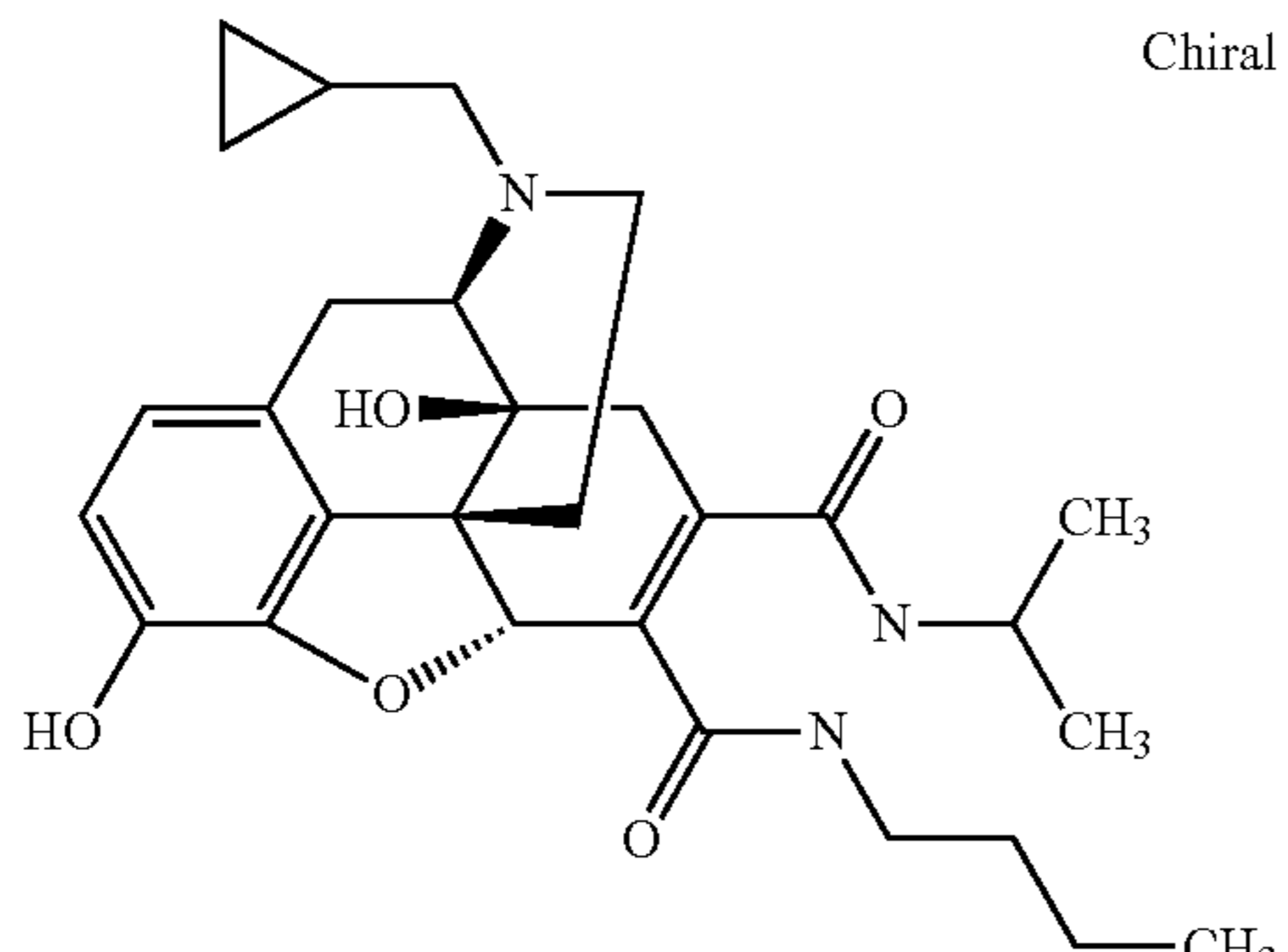
Compound No.	Chemical structure	LC/MS* <sup>1</sup>	NMR (1H-NMR (d <sub>6</sub> -DMSO)δ)
I-157		Chiral m/z 510 [M + H] <sup>+</sup> 0.96 min	0.11-0.14 (m, 2H), 0.46-0.50 (m, 2H), 0.83 (m, 1H), 0.87 (t, J = 7.2 Hz, 1H), 0.99 (d, J = 4.2 Hz, 3H), 1.01 (d, J = 4.2 Hz, 3H), 1.08-1.43 (m, 5H), 1.95 (d, J = 17.1 Hz, 1H), 2.11-2.65 (m, 7H), 2.96-3.16 (m, 4H), 3.78 (q, J = 7.5 Hz, 1H), 4.78 (brs, 1H), 5.21 (s, 1H), 6.49 (d, J = 8.1 Hz, 1H), 6.55 (d, J = 8.1 Hz, 1H), 7.41 (t, J = 5.1 Hz, 1H), 7.50 (d, J = 7.8 Hz, 12H), 9.02 (brs, 1H)

TABLE 40-continued

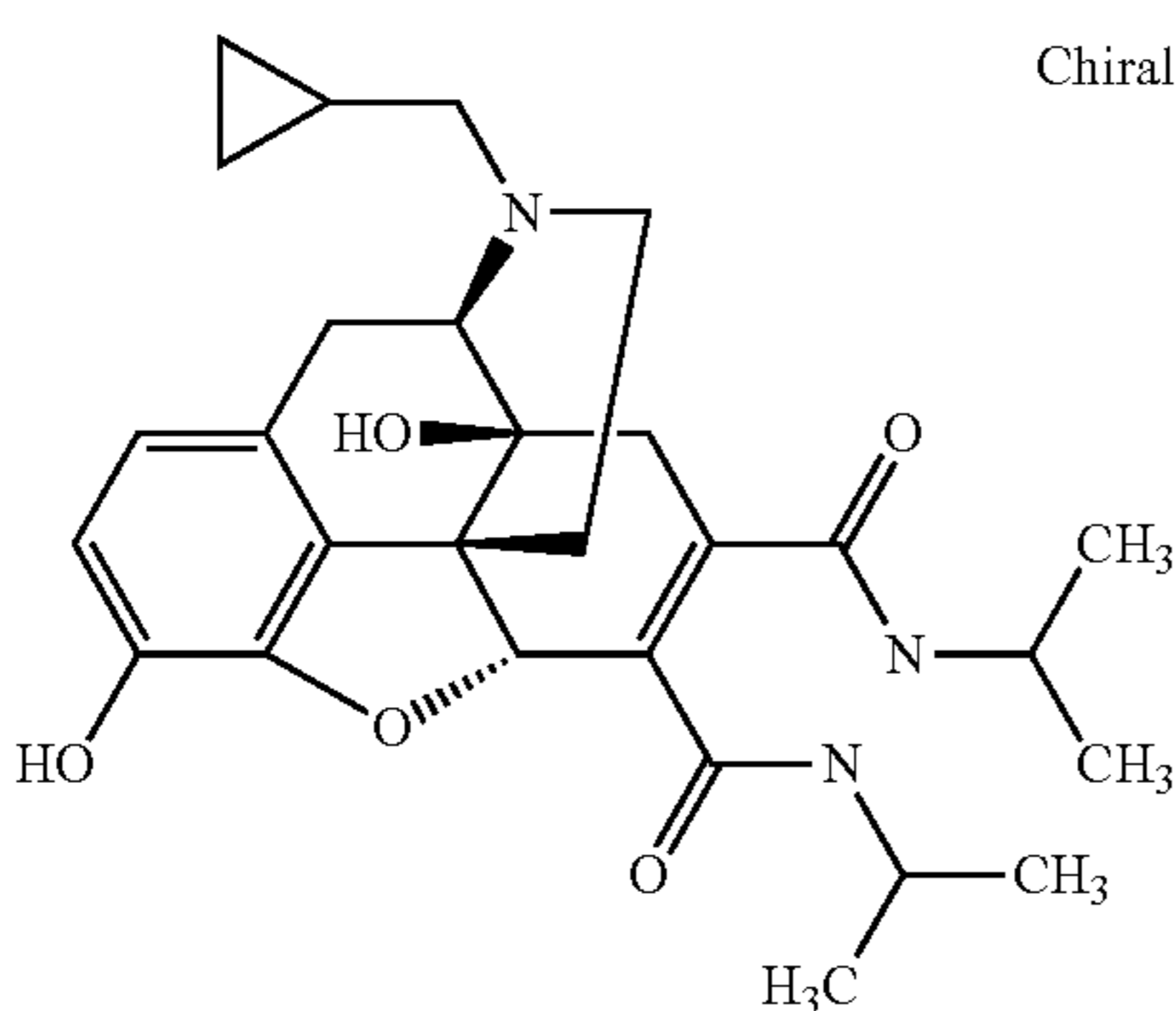
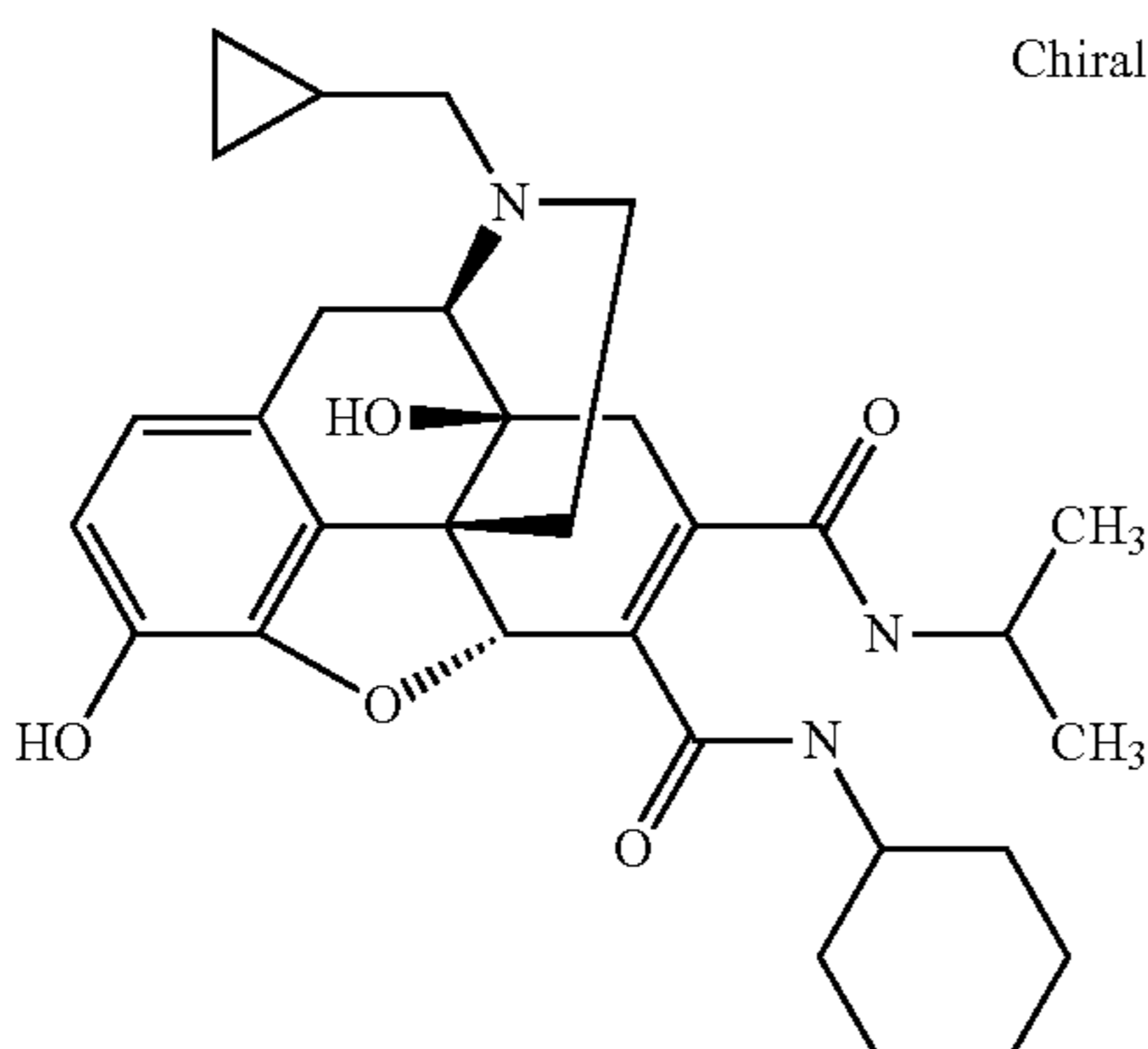
Compound No.	Chemical structure	LC/MS* <sup>1</sup>	NMR (1H-NMR (d <sub>6</sub> -DMSO)δ)
I-158	 <p>Chiral</p>	m/z 496 [M + H] <sup>+</sup> 0.93 min	0.11-0.13 (m, 2H), 0.46-0.50 (m, 2H), 0.85 (m, 1H), 1.01 (d, J = 4.1 Hz, 3H), 1.02 (d, J = 4.2 Hz, 3H), 1.07 (d, J = 4.0 Hz, 3H), 1.09 (d, J = 4.0 Hz, 3H), 1.40 (d, J = 11.1 Hz, 1H), 1.95 (d, J = 17.1 Hz, 1H), 2.09-2.63 (m, 7H), 2.98 (d, J = 18.1 Hz, 1H), 3.13 (d, J = 5.4 Hz, 1H), 3.82 (q, J = 6.6 Hz, 1H), 3.88 (q, J = 6.9 Hz, 1H), 5.24 (brs, 1H), 5.76 (s, 1H), 6.50 (d, J = 7.5 Hz, 1H), 6.55 (d, J = 7.5 Hz, 1H), 7.20 (d, J = 7.2 Hz, 1H), 7.54 (d, J = 6.9 Hz, 1H), 9.01 (brs, 1H)
I-159	 <p>Chiral</p>	m/z 536 [M + H] <sup>+</sup> 0.95 min	0.11-0.13 (m, 2H), 0.46-0.50 (m, 2H), 0.83 (m, 1H), 0.99 (d, J = 3.0 Hz, 3H), 1.01 (d, J = 3.0 Hz, 3H), 1.15-1.38 (m, 6H), 1.40 (d, J = 11.1 Hz, 1H), 1.52-1.80 (m, 4H), 1.97 (d, J = 17.1 Hz, 1H), 2.09-2.65 (m, 7H), 2.98 (d, J = 18.6 Hz, 1H), 3.13 (d, J = 5.7 Hz, 1H), 3.58 (m, 1H), 3.79 (q, J = 6.9 Hz, 1H), 5.23 (s, 1H), 6.50 (d, J = 7.8 Hz, 1H), 6.55 (d, J = 7.8 Hz, 1H), 7.17 (d, J = 7.8 Hz, 1H), 7.57 (d, J = 7.8 Hz, 1H), 9.00 (brs, 1H)

TABLE 41

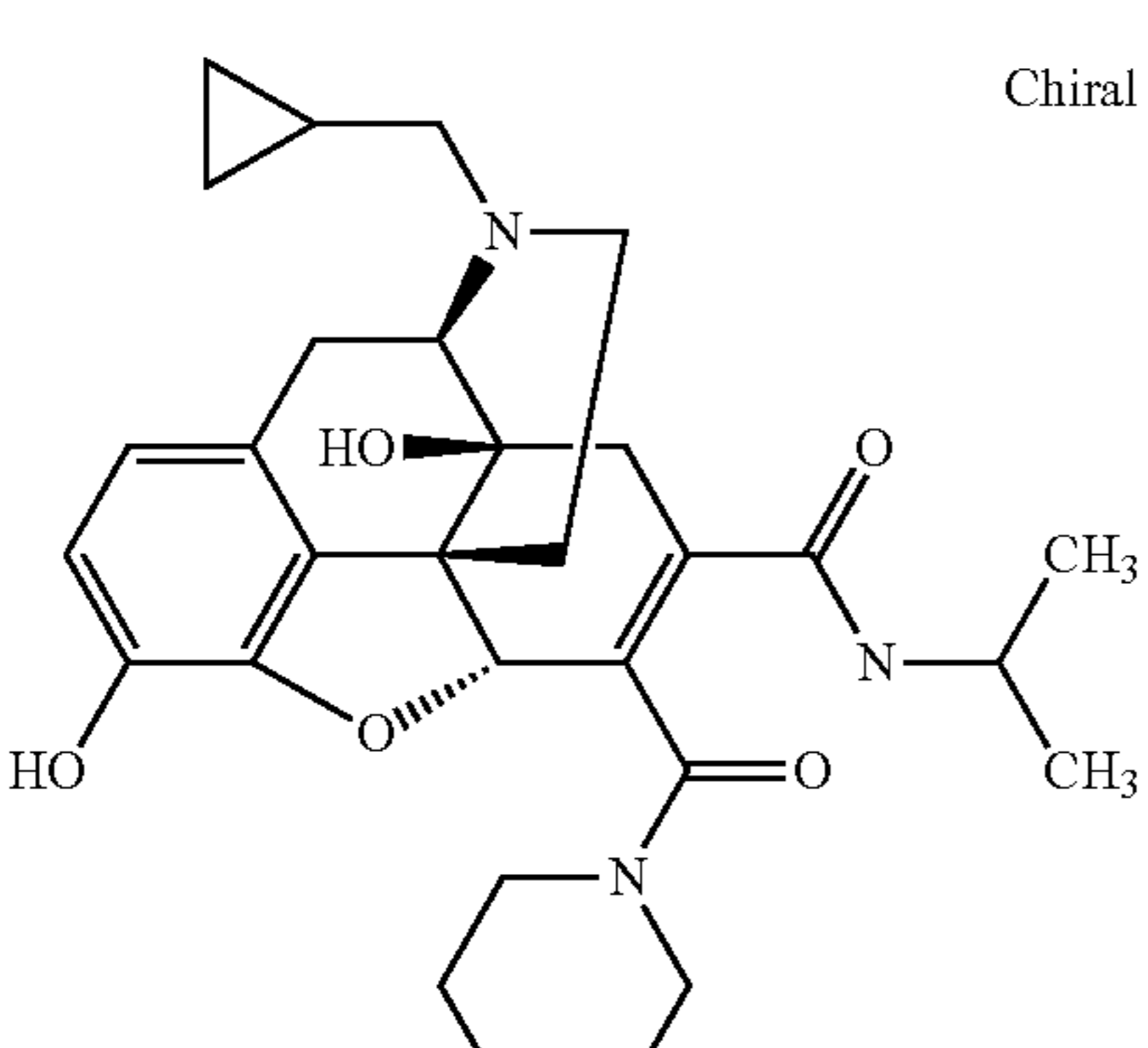
Compound No.	Chemical structure	LC/MS* <sup>1</sup>	NMR (1H-NMR (d <sub>6</sub> -DMSO)δ)
I-160	 <p>Chiral</p>	m/z 522 [M + H] <sup>+</sup> 1.04 min	0.12-0.13 (m, 2H), 0.46-0.51 (m, 2H), 0.85 (m, 1H), 0.99 (d, J = 3.3 Hz, 3H), 1.01 (d, J = 3.3 Hz, 3H), 1.15-1.49 (m, 7H), 1.91 (d, J = 16.5 Hz, 1H), 2.08-2.65 (m, 7H), 2.98 (d, J = 17.5 Hz, 1H), 3.12 (d, J = 5.7 Hz, 1H), 3.16-3.34 (m, 4H), 3.79 (q, J = 6.9 Hz, 1H), 4.76 (brs, 1H), 5.01 (s, 1H), 6.54 (d, J = 7.8 Hz, 1H), 6.58 (d, J = 7.8 Hz, 1H), 7.19 (d, J = 7.5 Hz, 1H), 9.01 (brs, 1H)

TABLE 41-continued

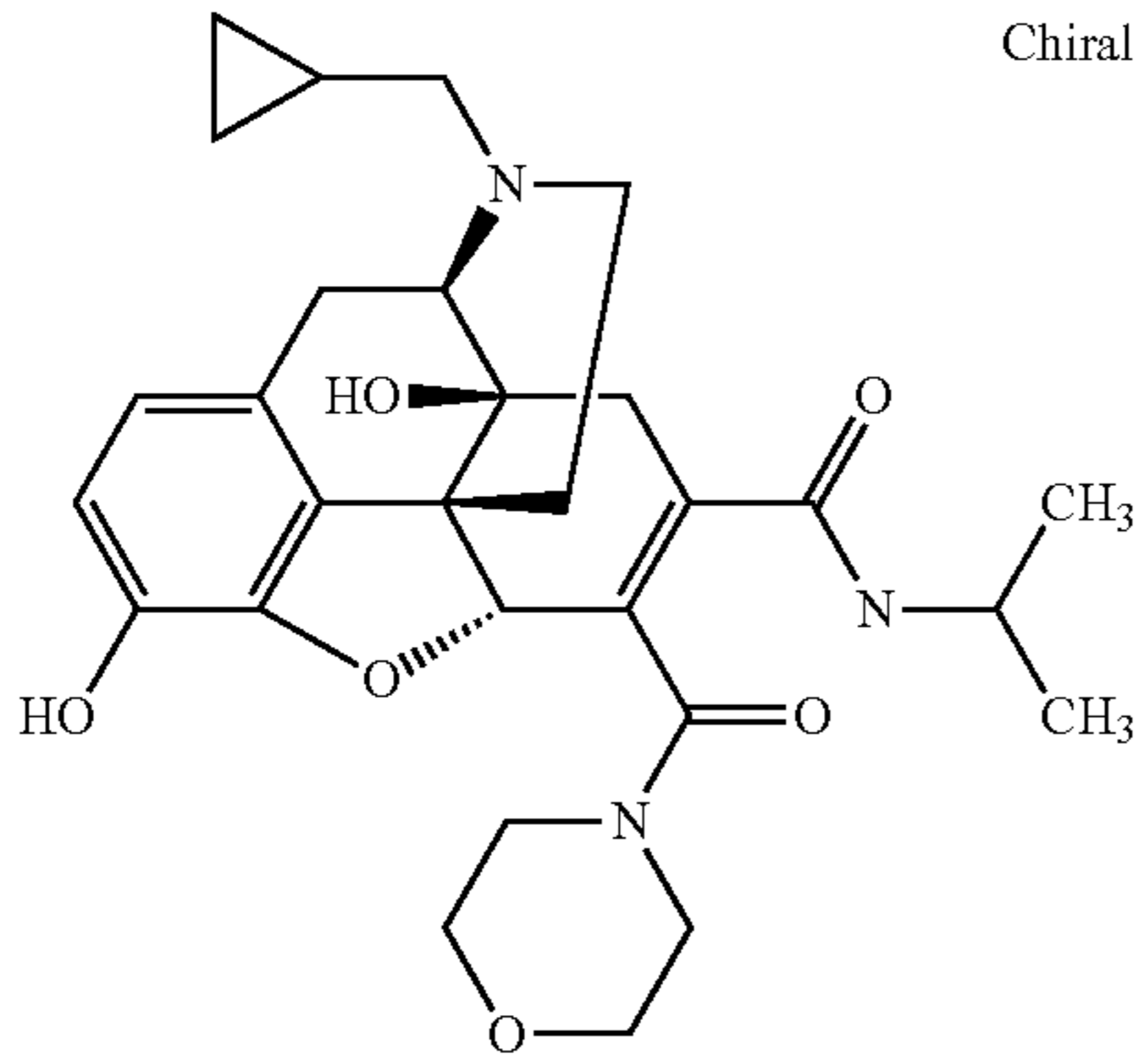
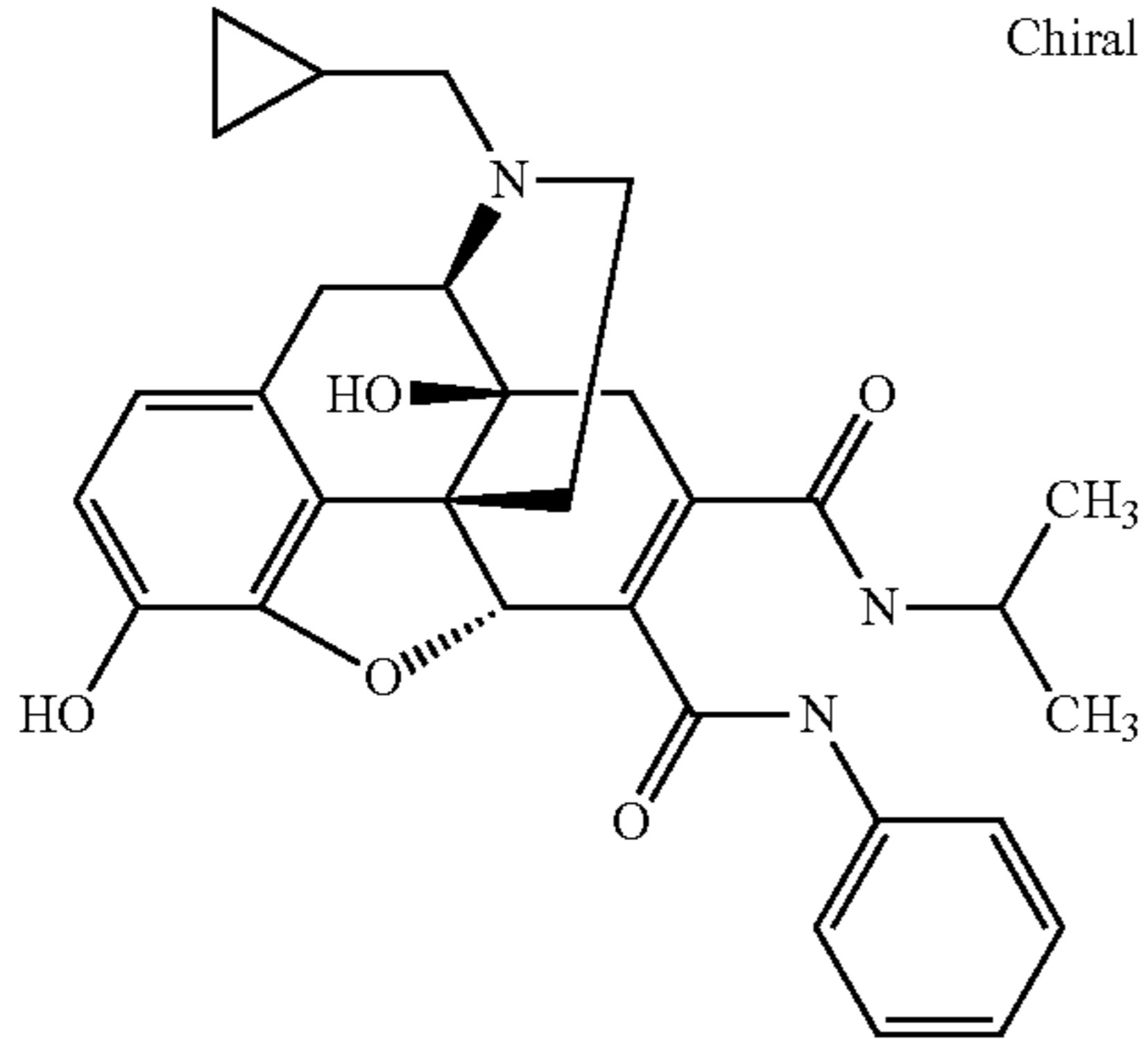
Compound No.	Chemical structure	LC/MS* <sup>1</sup>	NMR (1H-NMR (d <sub>6</sub> -DMSO)δ)
I-161		Chiral m/z 524 [M + H] <sup>+</sup> 0.92 min	0.12-0.14 (m, 2H), 0.46-0.51 (m, 2H), 0.86 (m, 1H), 0.99 (d, J = 3.3 Hz, 3H), 1.01 (d, J = 3.3 Hz, 3H), 1.41 (d, J = 11.1 Hz, 1H), 1.95 (d, J = 17.1 Hz, 1H), 2.08-2.67 (m, 11H), 2.98 (d, J = 17.5 Hz, 1H), 3.12 (d, J = 5.7 Hz, 1H), 3.49-3.60 (m, 4H), 3.82 (q, J = 6.9 Hz, 1H), 4.78 (brs, 1H), 5.01 (s, 1H), 6.54 (d, J = 8.1 Hz, 1H), 6.58 (d, J = 8.1 Hz, 1H), 7.38 (d, J = 7.8 Hz, 1H), 9.13 (brs, 1H)
I-162		Chiral m/z 530 [M + H] <sup>+</sup> 0.94 min	0.13-0.14 (m, 2H), 0.47-0.51 (m, 2H), 0.83 (m, 1H), 0.84 (d, J = 6.6 Hz, 3H), 0.93 (d, J = 6.6 Hz, 3H), 1.44 (d, J = 10.5 Hz, 1H), 2.02 (d, J = 16.8 Hz, 1H), 2.11-2.65 (m, 7H), 3.03 (d, J = 18.6 Hz, 1H), 3.17 (d, J = 5.7 Hz, 1H), 3.58 (m, 1H), 3.74 (q, J = 6.3 Hz, 1H), 4.86 (brs, 1H), 5.39 (s, 1H), 6.52 (d, J = 8.1 Hz, 1H), 6.57 (d, J = 8.1 Hz, 1H), 7.03 (t, J = 7.2 Hz, 1H), 7.26 (t, J = 7.8 Hz, 2H), 7.56 (d, J = 7.8 Hz, 1H), 7.64 (d, J = 8.1 Hz, 2H), 9.01 (brs, 1H), 9.70 (brs, 1H)

TABLE 42

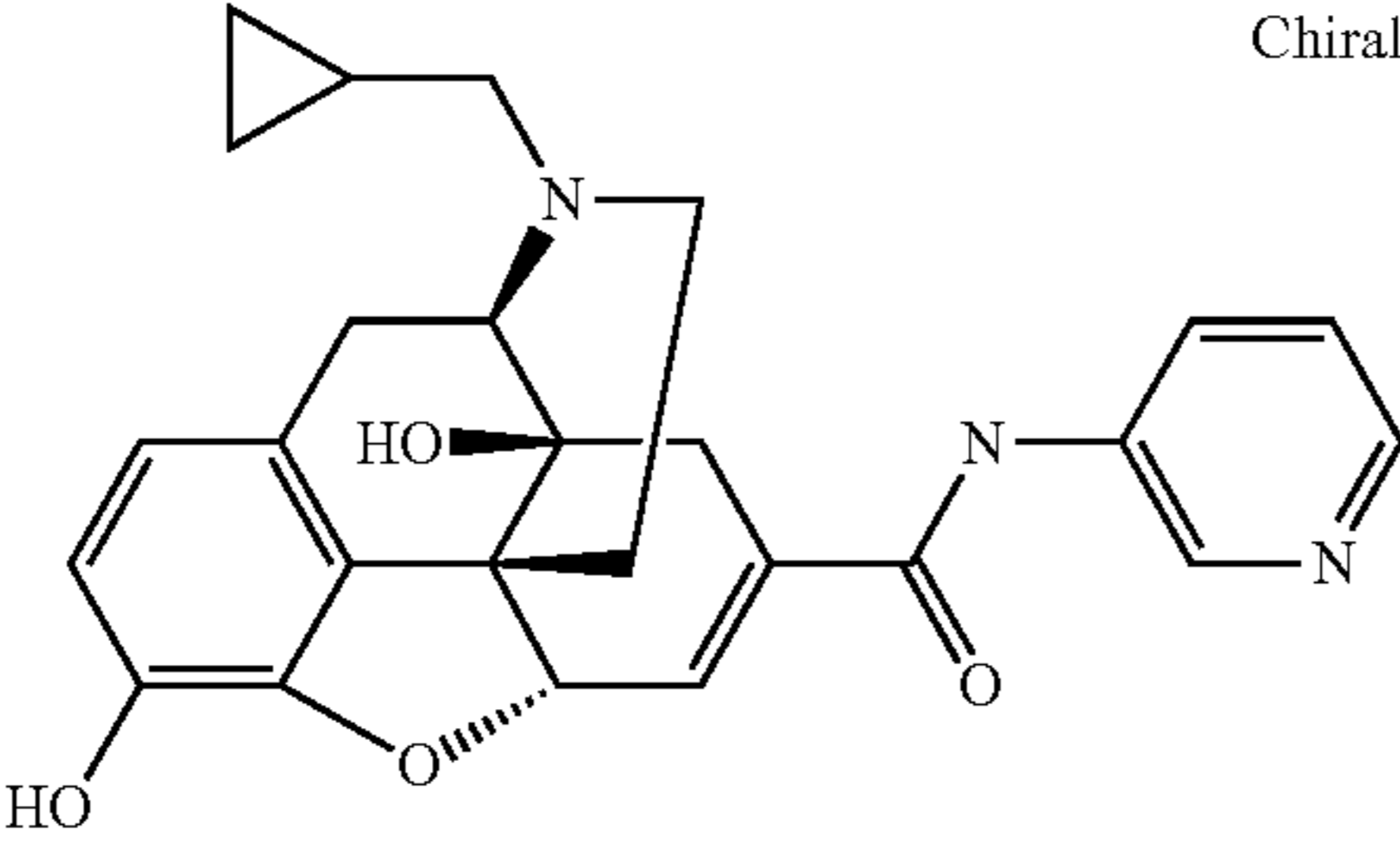
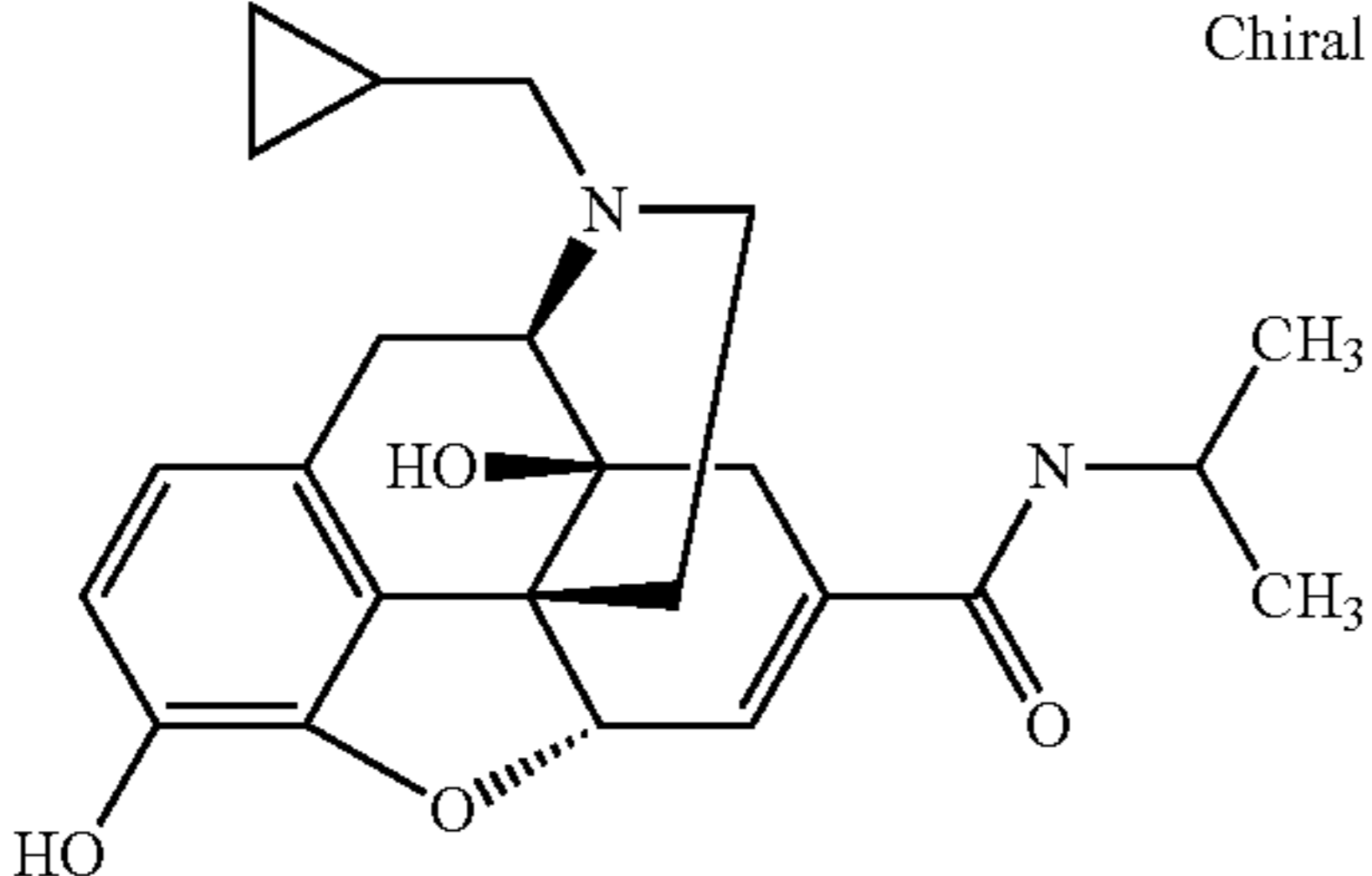
Compound No.	Chemical structure	LC/MS* <sup>1</sup>	NMR (1H-NMR (d <sub>6</sub> -DMSO) δ)
I-163		Chiral m/z 445 [M + H] <sup>+</sup> 0.83 min	
I-164		Chiral	0.14-0.22 (m, 2H), 0.48-0.61 (m, 2H), 0.91 (m, 1H), 1.12 (d, J = 6.6 Hz, 6H), 1.53-1.66 (m, 1H), 2.15-2.22 (m, 2H), 2.23-2.30 (m, 2H), 2.35-2.49 (m, 2H), 2.70 (d.d, J = 18.9 & 6.6 Hz, 2H), 3.13 (d, J = 18.9 Hz, 1H), 3.27 (d, J = 6.6 Hz, 1H), 3.98 (quintet, J = 6.6 Hz, 1H), 4.99-5.04 (m, 1H), 6.32-6.36 (m, 1H), 6.53 (d, J = 8.4 Hz, 1H), 6.58 (d, J = 8.4 Hz, 1H).

TABLE 42-continued

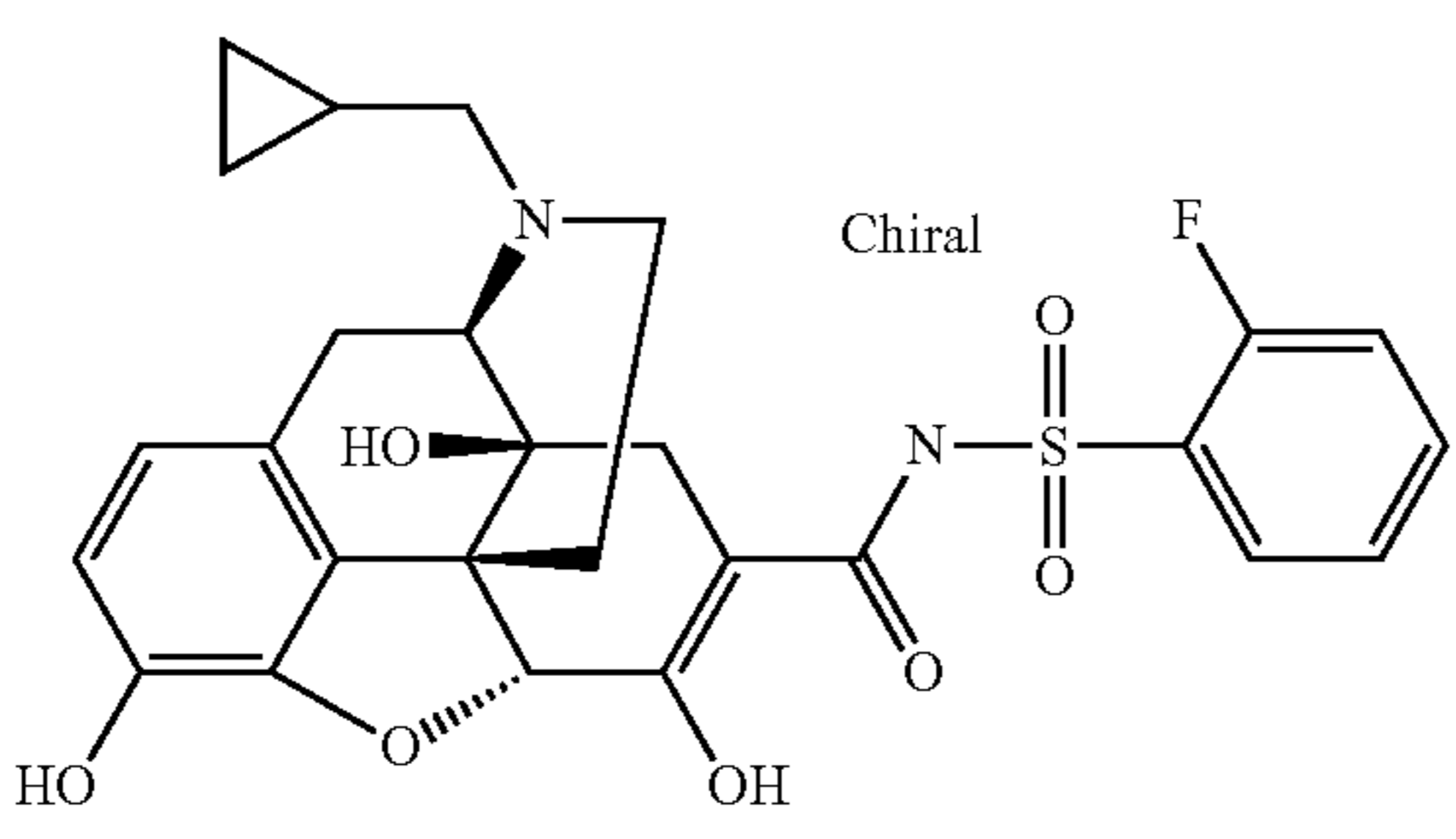
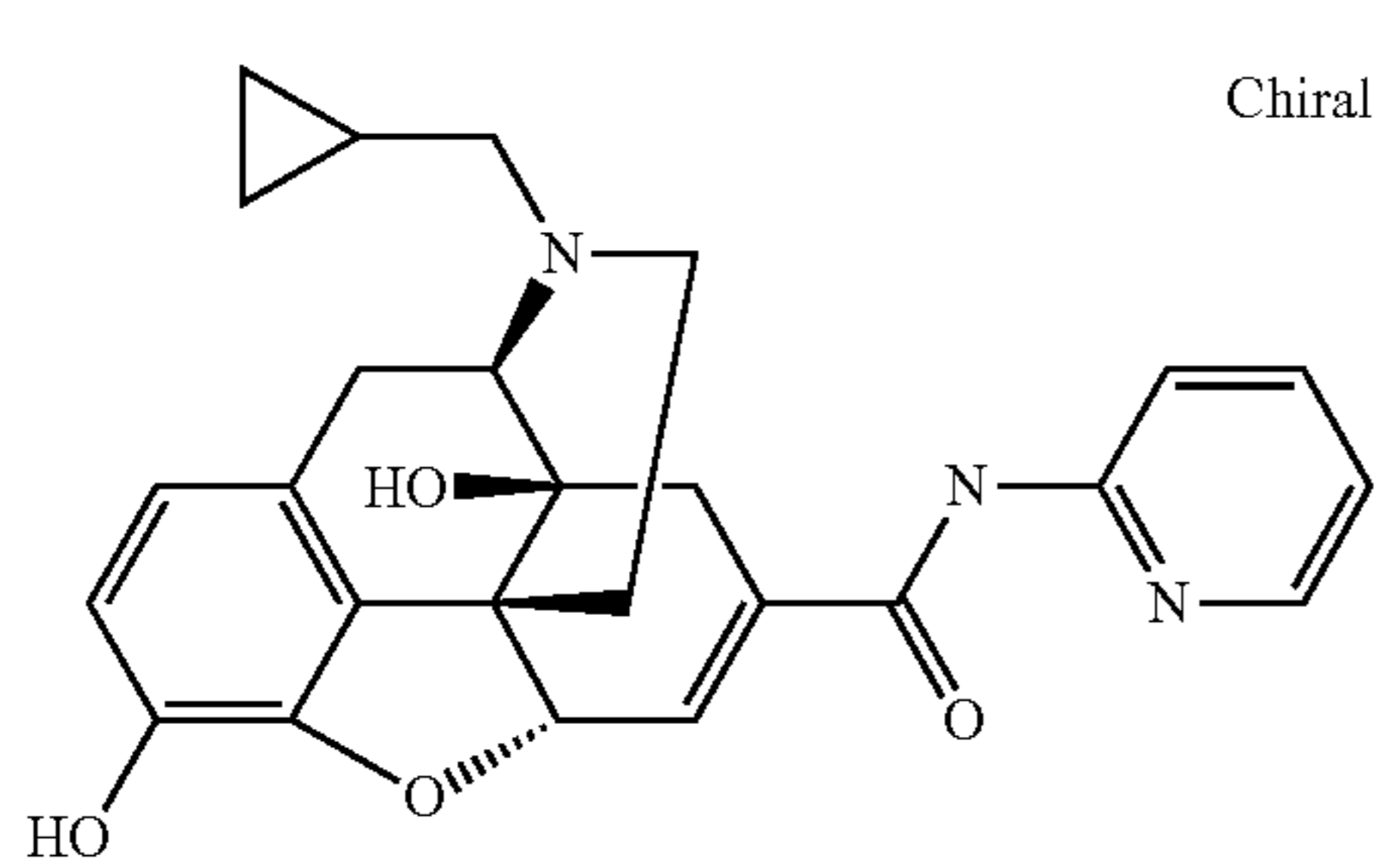
Compound No.	Chemical structure	LC/MS* <sup>1</sup>	NMR ( <sup>1</sup> H-NMR (d <sub>6</sub> -DMSO) δ)
I-165		m/z 543 [M + H] <sup>+</sup> 0.63 min	
I-166		Chiral m/z 446 [M + H] <sup>+</sup> 0.94 min	

TABLE 43

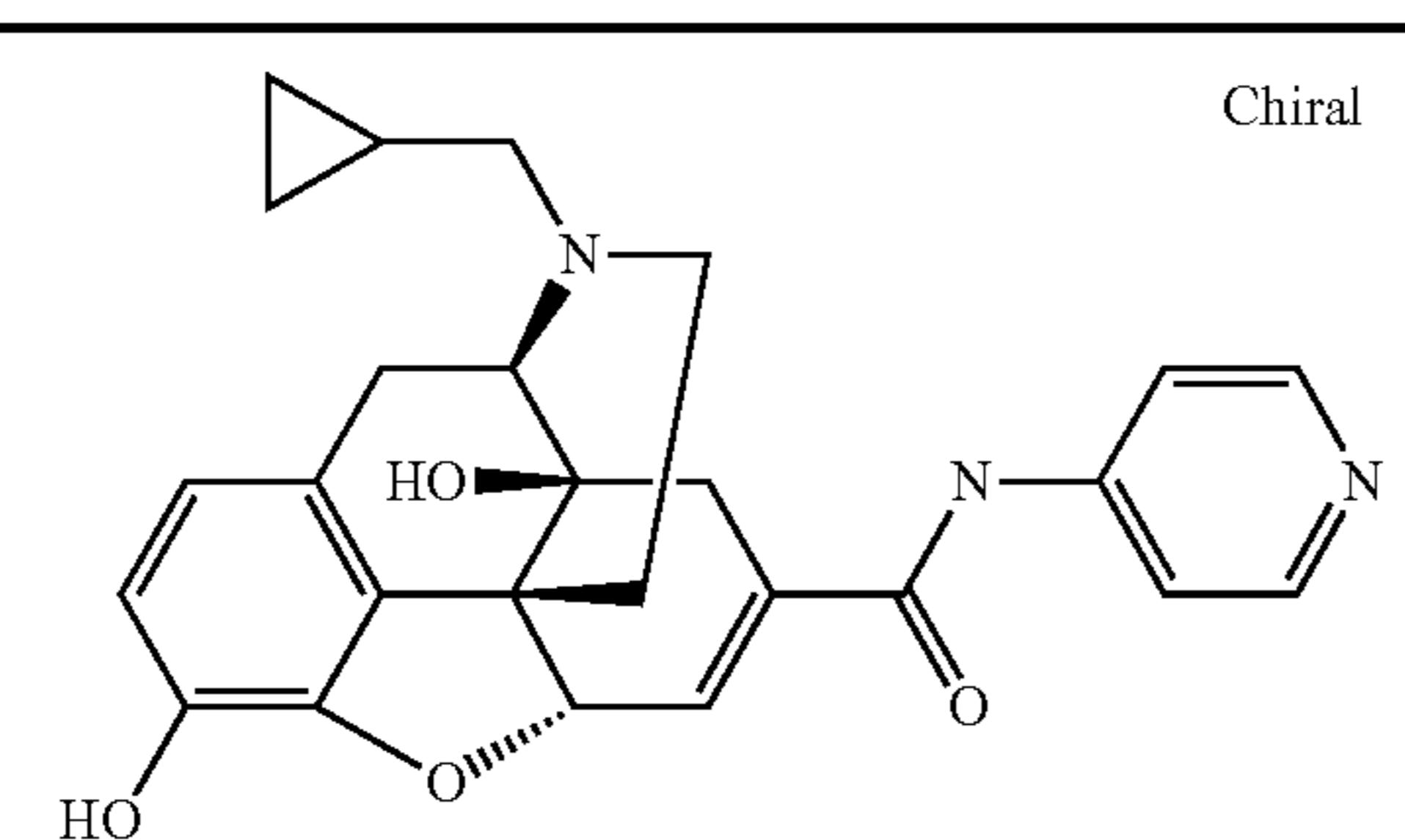
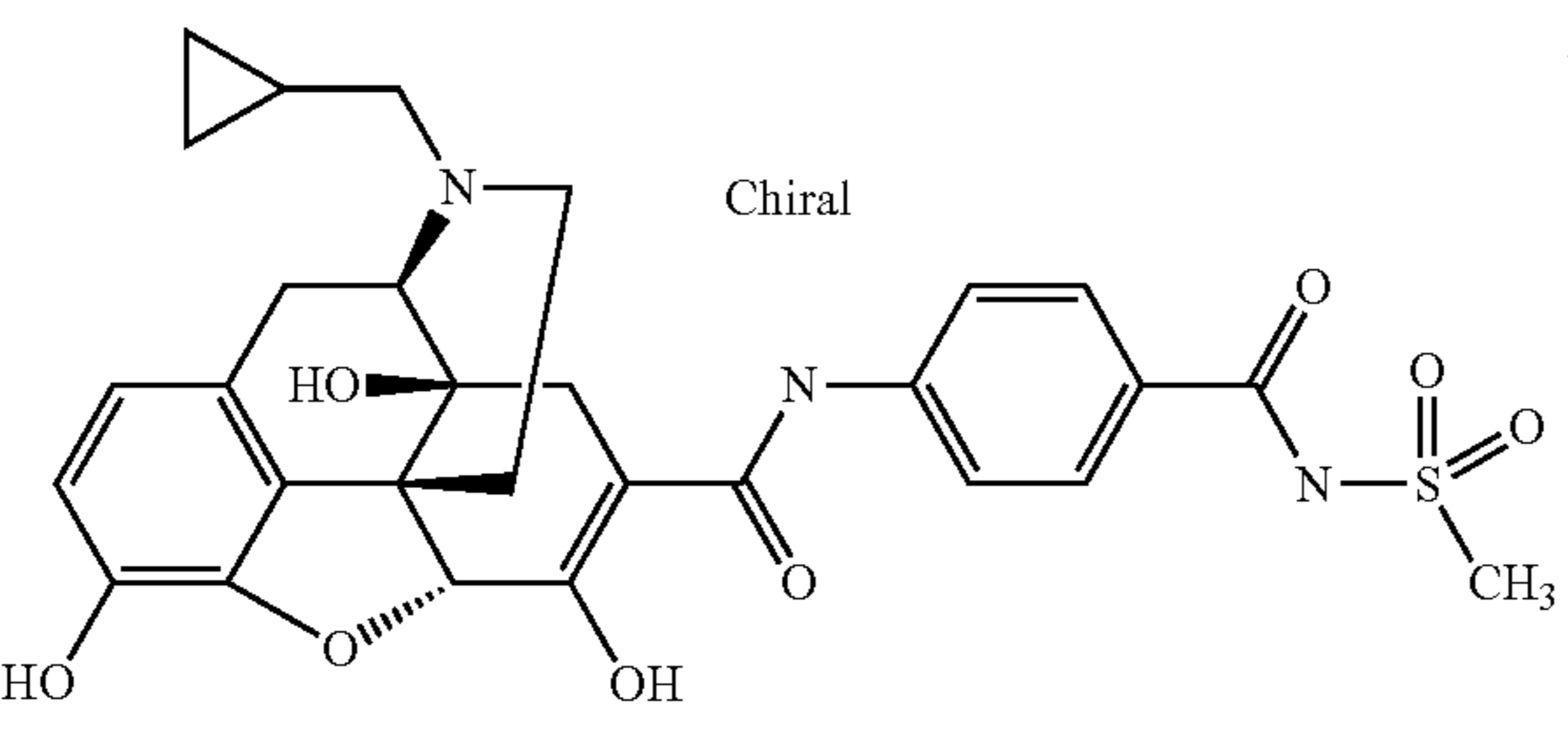
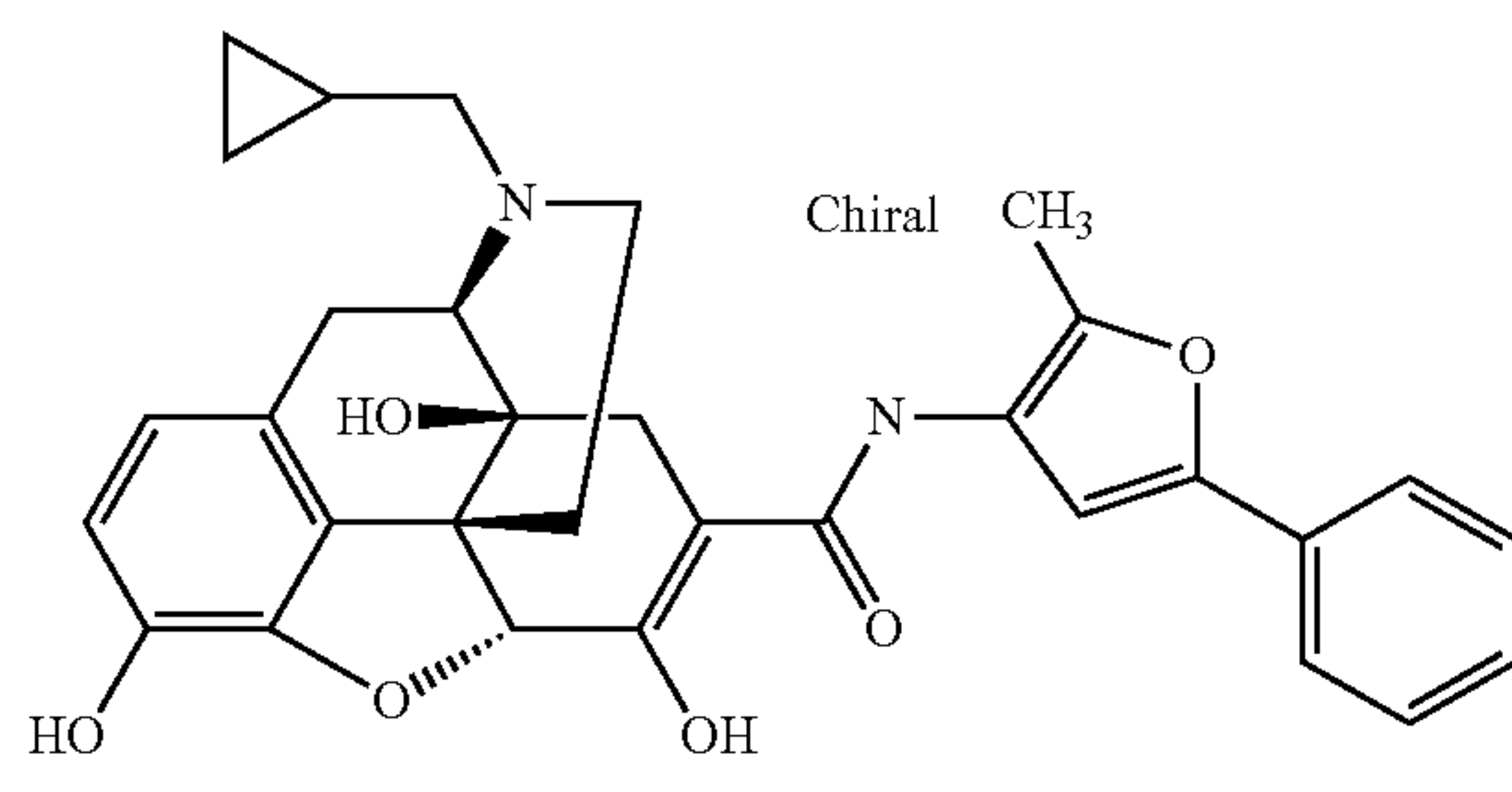
Compound No.	Chemical structure	LC/MS* <sup>1</sup>	NMR ( <sup>1</sup> H-NMR (d <sub>6</sub> -DMSO) δ)
I-167		Chiral	(CD <sub>3</sub> OD) d: 0.12-0.22 (m, 2H), 0.48-0.63 (m, 2H), 0.82-1.00 (m, 1H), 1.63 (d, J = 8.1 Hz, 1H), 2.10-2.50 (m, 7H), 2.72 (d.d, J = 18.6 & 6.6 Hz, 2H), 3.15 (d, J = 18.6 Hz, 1H), 5.10 (brs, 1H), 6.50-6.65 (m, 3H), 7.67 (d.d, J = 4.8 & 1.5 Hz, 1H), 8.36 (d.d, J = 4.8 & 1.5 Hz, 1H).
I-168		m/z 582 [M + H] <sup>+</sup> 0.90 min	
I-169		Chiral m/z 541 [M + H] <sup>+</sup> 1.15 min	



TABLE 43-continued

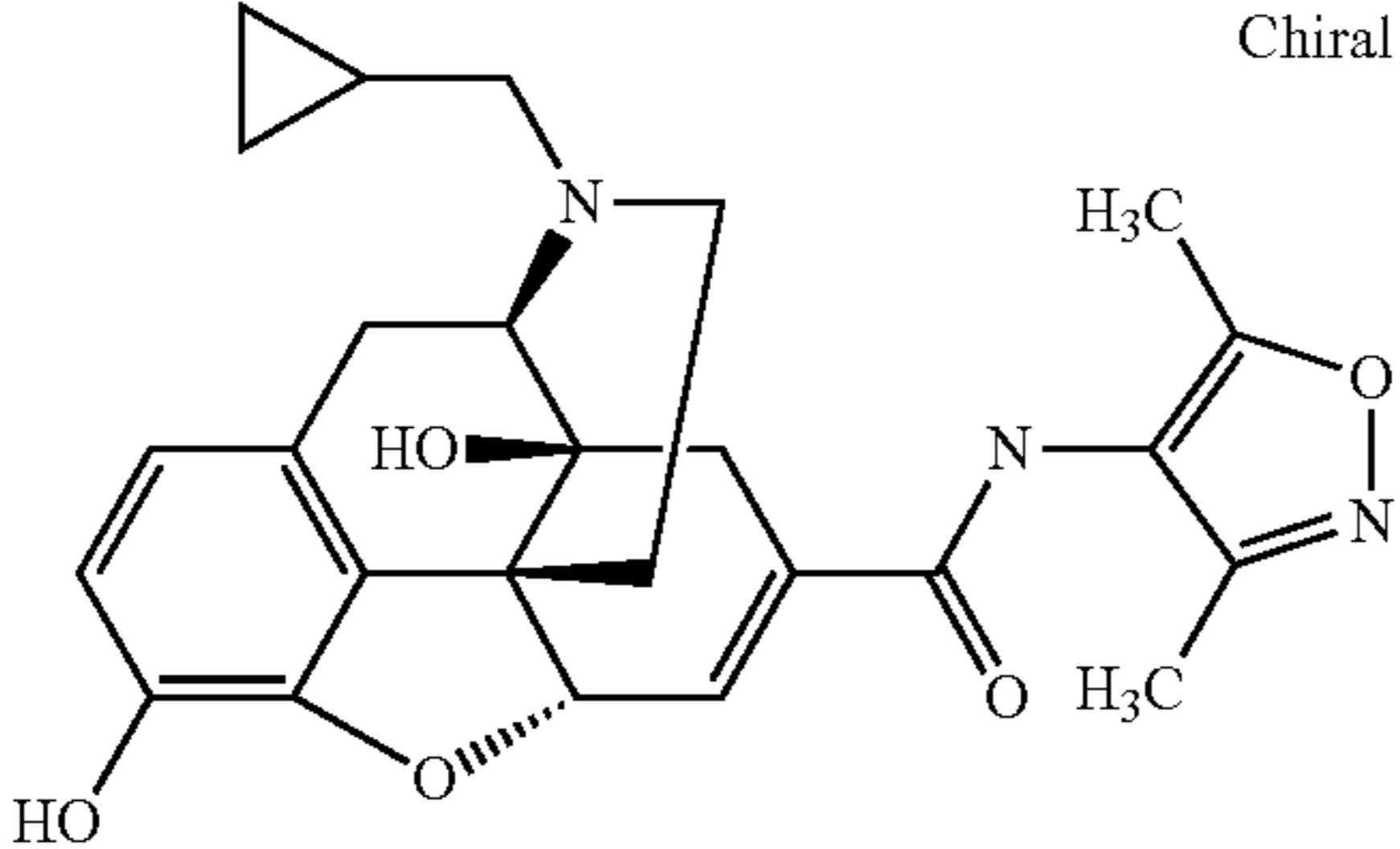
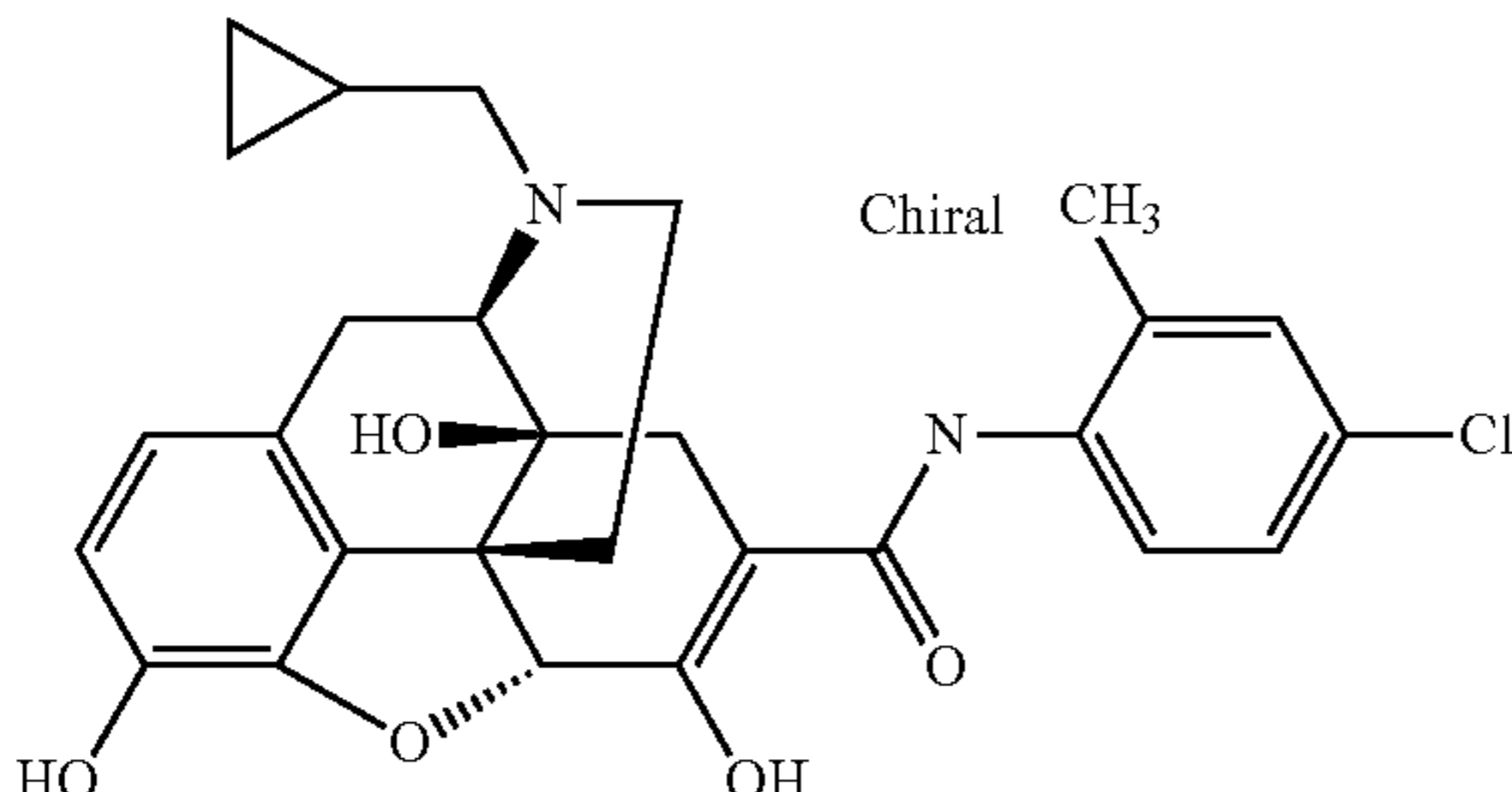
Compound No.	Chemical structure	LC/MS* <sup>1</sup>	NMR ( <sup>1</sup> H-NMR (d <sub>6</sub> -DMSO) δ)
I-170	 <p>Chiral</p>	m/z 480 [M + H] <sup>+</sup> 0.37 min	
I-171	 <p>Chiral</p>	m/z 509 [M + H] <sup>+</sup> 0.75 min	

TABLE 44

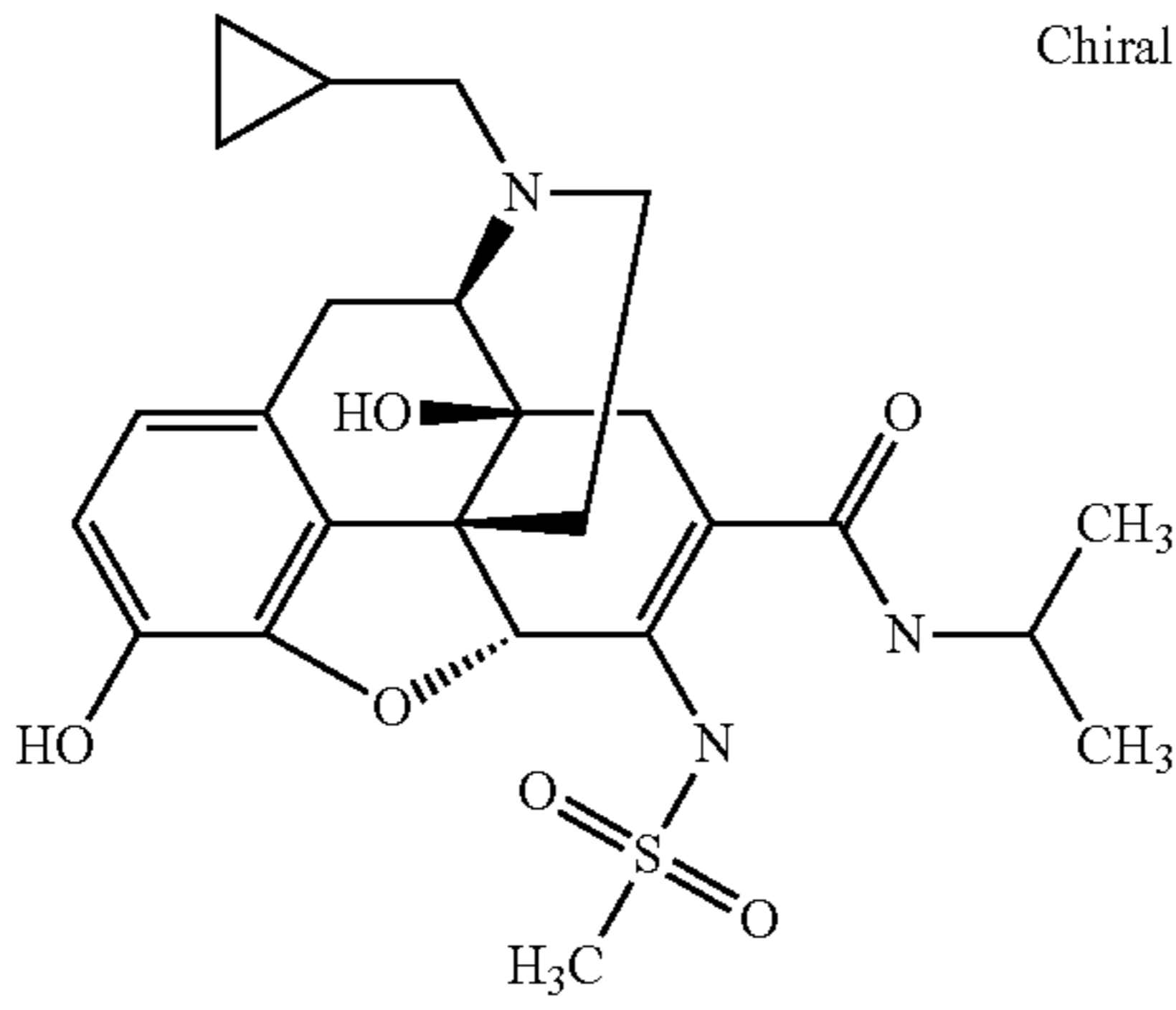
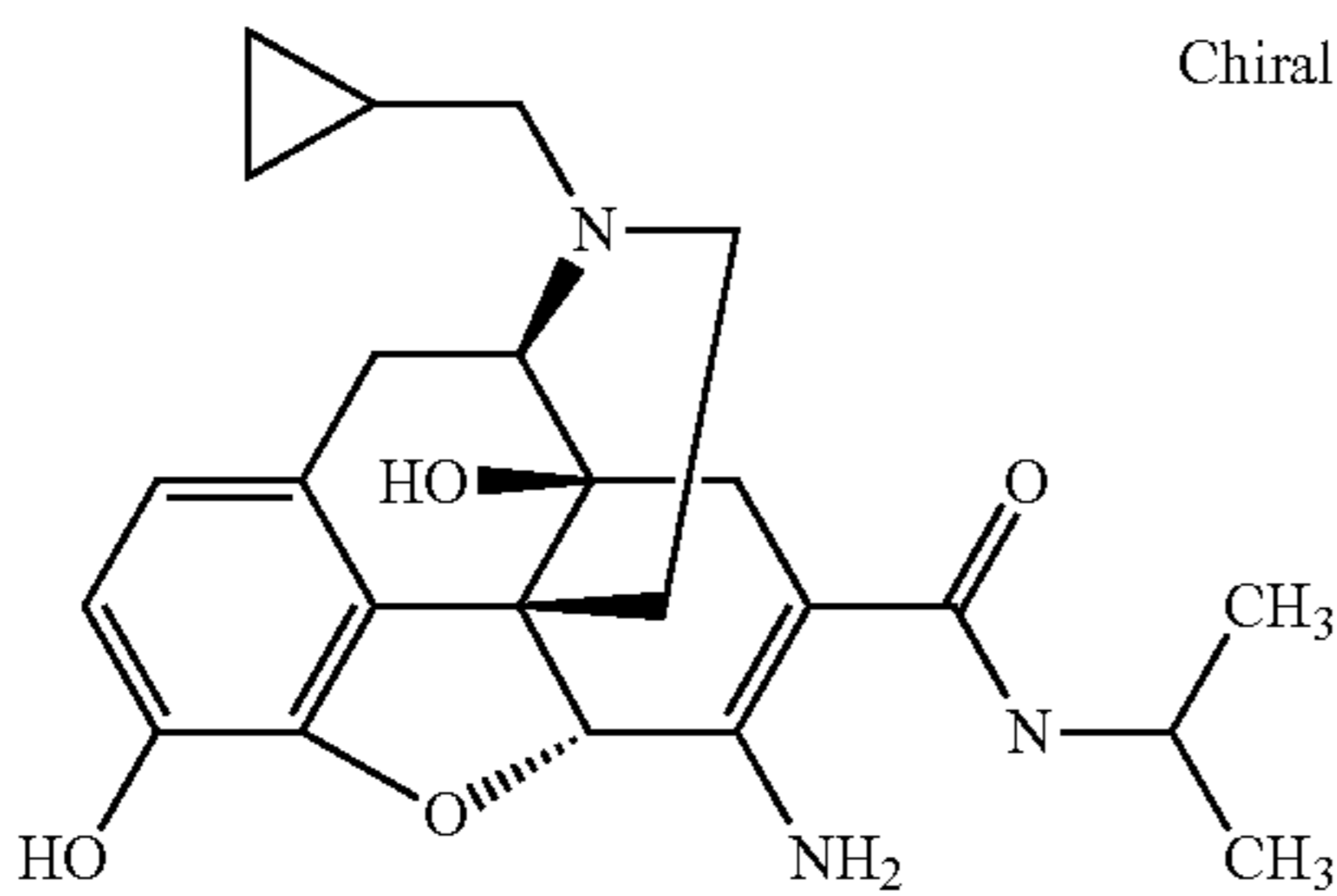
Compound No.	Chemical structure	LC/MS* <sup>1</sup>	NMR ( <sup>1</sup> H-NMR (d <sub>6</sub> -DMSO) δ)
I-172	 <p>Chiral</p>	m/z 505 [M + H] <sup>+</sup> 0.97 min	0.11-0.13 (m, 2H), 0.46-0.50 (m, 2H), 0.84 (m, 1H), 0.98 (d, J = 3.1 Hz, 3H), 1.01 (d, J = 3.1 Hz, 3H), 1.37 (d, J = 10.8 Hz, 1H), 2.08 (d, J = 17.4 Hz, 1H), 2.11-2.24 (m, 2H), 2.35 (d, J = 6.6 Hz, 1H), 2.51-2.63 (m, 2H), 3.01 (d, J = 18.3 Hz, 1H), 3.13 (d, J = 5.7 Hz, 1H), 3.54 (s, 3H), 3.86 (q, J = 7.2 Hz, 1H), 4.79 (brs, 1H), 4.98 (brs, 1H), 5.76 (s, 1H), 6.54 (d, J = 7.8 Hz, 1H), 6.59 (d, J = 7.8 Hz, 1H), 7.35 (d, J = 7.5 Hz, 1H), 9.16 (brs, 1H)
I-173	 <p>Chiral</p>	m/z 426 [M + H] <sup>+</sup> 0.90 min	0.12-0.14 (m, 2H), 0.46-0.52 (m, 2H), 0.85 (m, 1H), 0.97 (d, J = 6.6 Hz, 3H), 1.03 (d, J = 6.6 Hz, 3H), 1.03 (d, J = 10.2 Hz, 1H), 1.86 (d, J = 15.0 Hz, 1H), 2.02 (d, J = 15.0 Hz, 1H), 2.10-2.17 (m, 2H), 2.28 (dd, J = 6.9, 6.9 Hz, 1H), 2.43 (dd, J = 6.9, 8.4 Hz, 1H), 2.54-2.62 (m, 2H), 3.01 (d, J = 18.3 Hz, 1H), 3.17 (d, J = 5.7 Hz, 1H), 3.58 (m, 1H), 3.88 (q, J = 7.2 Hz, 1H), 4.62 (brs, 1H), 4.68 (s, 1H), 6.47 (d, J = 8.1 Hz, 1H), 6.55 (d, J = 8.1 Hz, 1H), 6.94 (brs, 1H), 9.06 (brs, 1H)

TABLE 44-continued

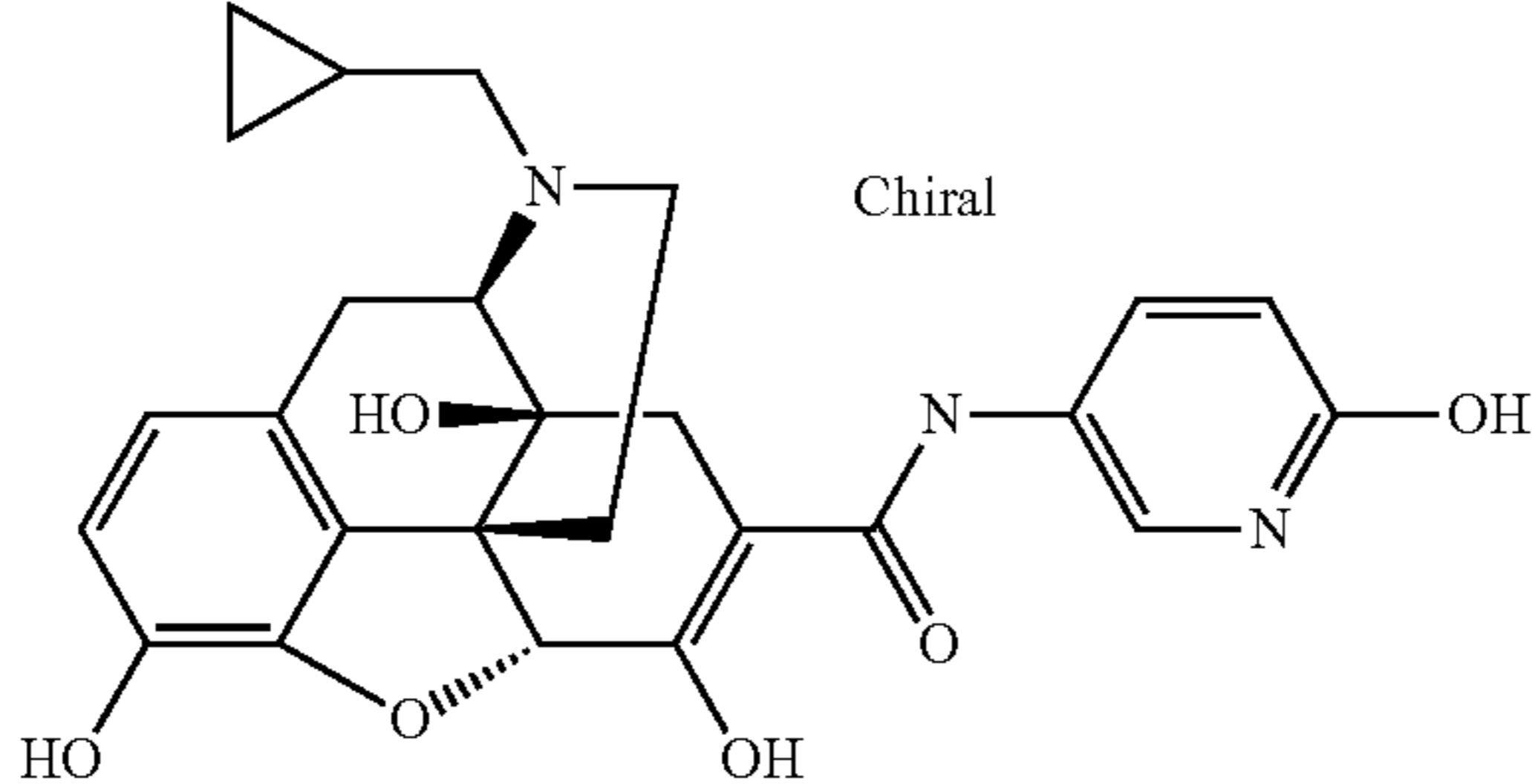
Compound No.	Chemical structure	LC/MS* <sup>1</sup>	NMR ( <sup>1</sup> H-NMR (d <sub>6</sub> -DMSO) δ)
I-174	 <p>Chiral</p>		(CD <sub>3</sub> OD) d: 0.10-0.25 (m, 2H), 0.48-0.63 (m, 2H), 0.83-1.00 (m, 1H), 1.55 (d, J = 8.1 Hz, 1H), 2.01 (d, J = 15.6 Hz, 1H), 2.22-2.57 (m, 6H), 2.70 (d.d, J = 18.3 & 7.2 Hz, 2H), 3.12 (d, J = 18.3 Hz, 1H), 4.67 (s, 1H), 6.44-6.62 (m, 3H), 7.54 (d.d, J = 9.6 & 3.6 Hz, 1H), 8.00 (d, J = 3.6 Hz, 1H).

TABLE 45

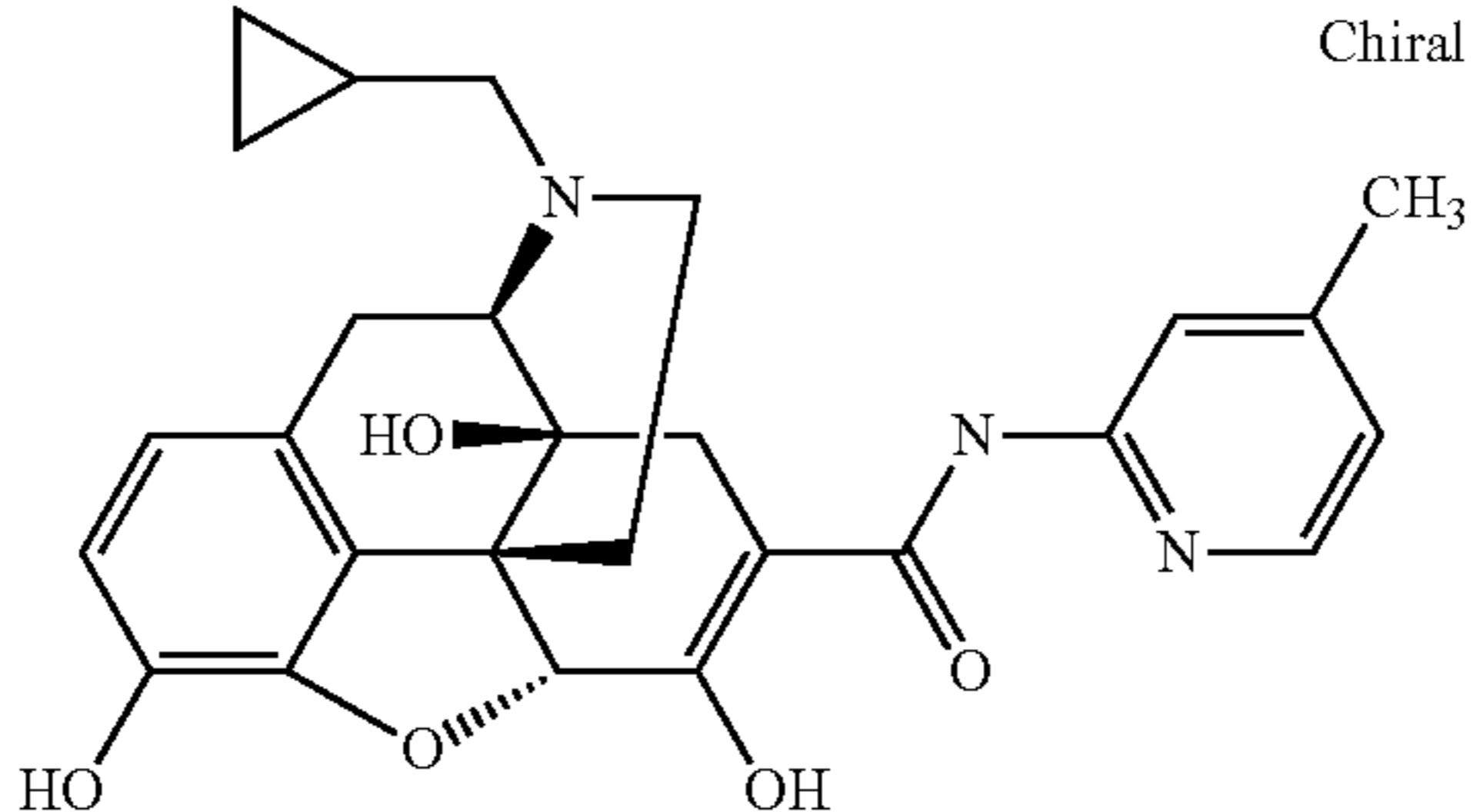
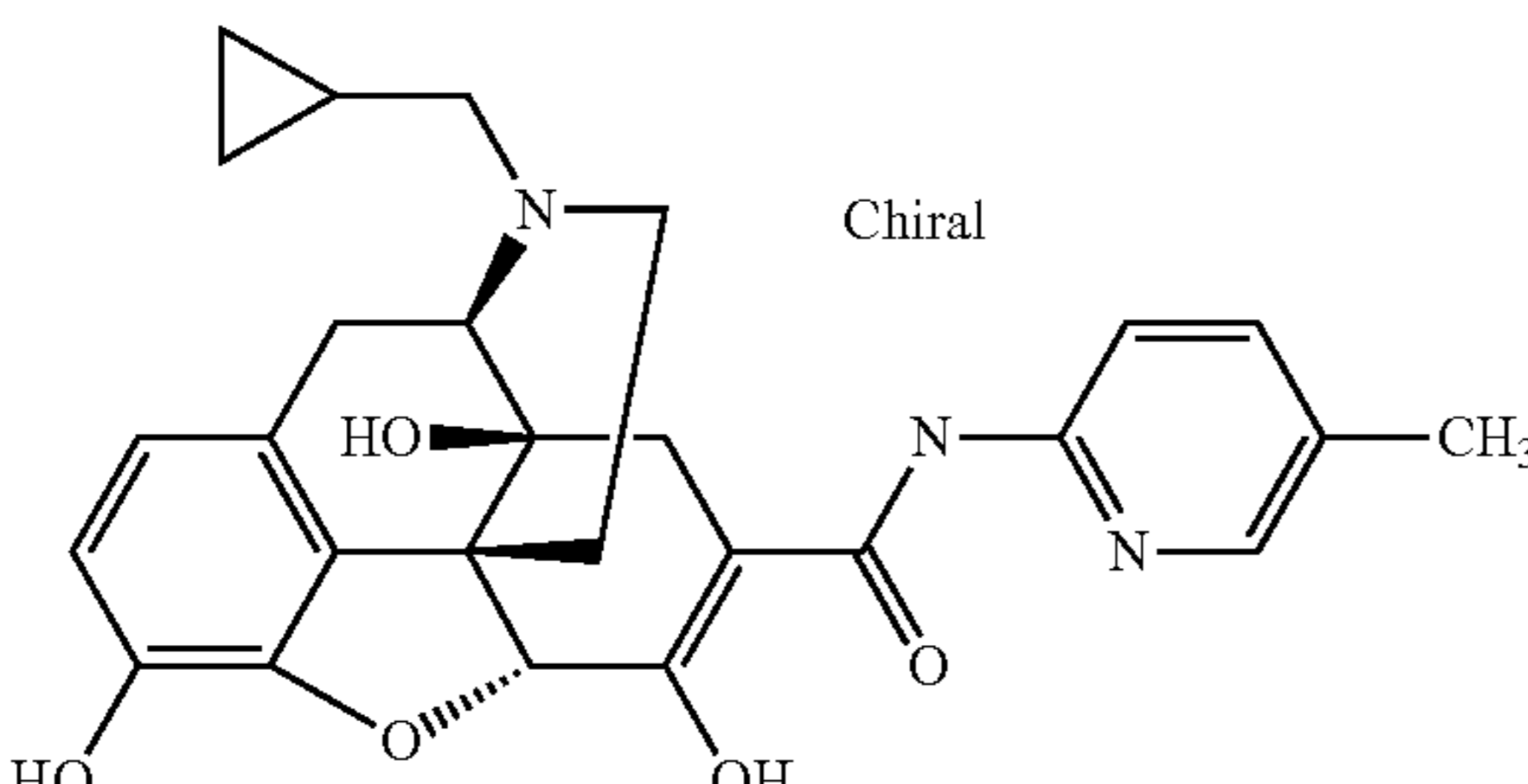
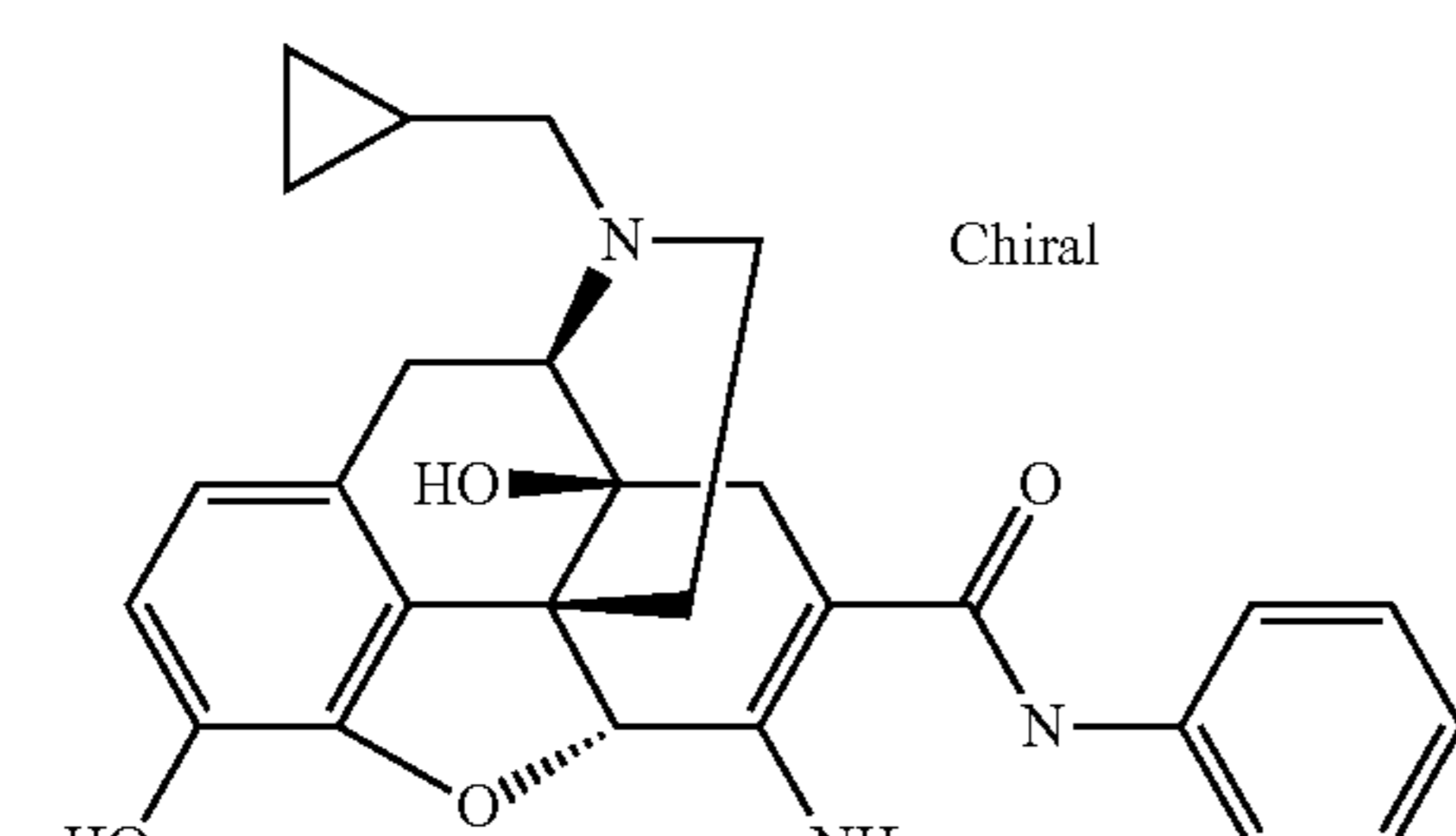
Compound No.	Chemical structure	LC/MS* <sup>1</sup>	NMR ( <sup>1</sup> H-NMR (d <sub>6</sub> -DMSO) δ)
I-175	 <p>Chiral</p>	m/z 458 [M + H] <sup>+</sup> 0.86 min	
I-176	 <p>Chiral</p>	ESI: m/z 458 [M + H] <sup>+</sup>	
I-177	 <p>Chiral</p>	m/z 460 [M + H] <sup>+</sup> 1.20 min	0.13-0.17 (m, 2H), 0.47-0.50 (m, 2H), 0.87 (m, 1H), 1.41 (d, J = 10.5 Hz, 1H), 2.07 (d, J = 15.0 Hz, 1H), 2.10-2.25 (m, 2H), 2.32 (dd, J = 5.7, 6.9 Hz, 1H), 2.45 (dd, J = 5.7, 6.0 Hz, 1H), 2.63 (dt, J = 6.3, 11.7, 2H), 3.05 (d, J = 18.3 Hz, 1H), 3.19 (d, J = 6.0 Hz, 1H), 4.67 (brs, 1H), 4.75 (s, 1H), 6.51 (d, J = 8.1 Hz, 1H), 6.57 (d, J = 8.1 Hz, 1H), 6.96 (t, J = 7.5 Hz, 1H), 7.21 (t, J = 8.4 Hz, 1H), 7.25 (d, J = 3.6 Hz, 2H), 7.52 (d, J = 7.5 Hz, 2H), 8.38 (brs, 1H), 9.07 (brs, 1H)

TABLE 46

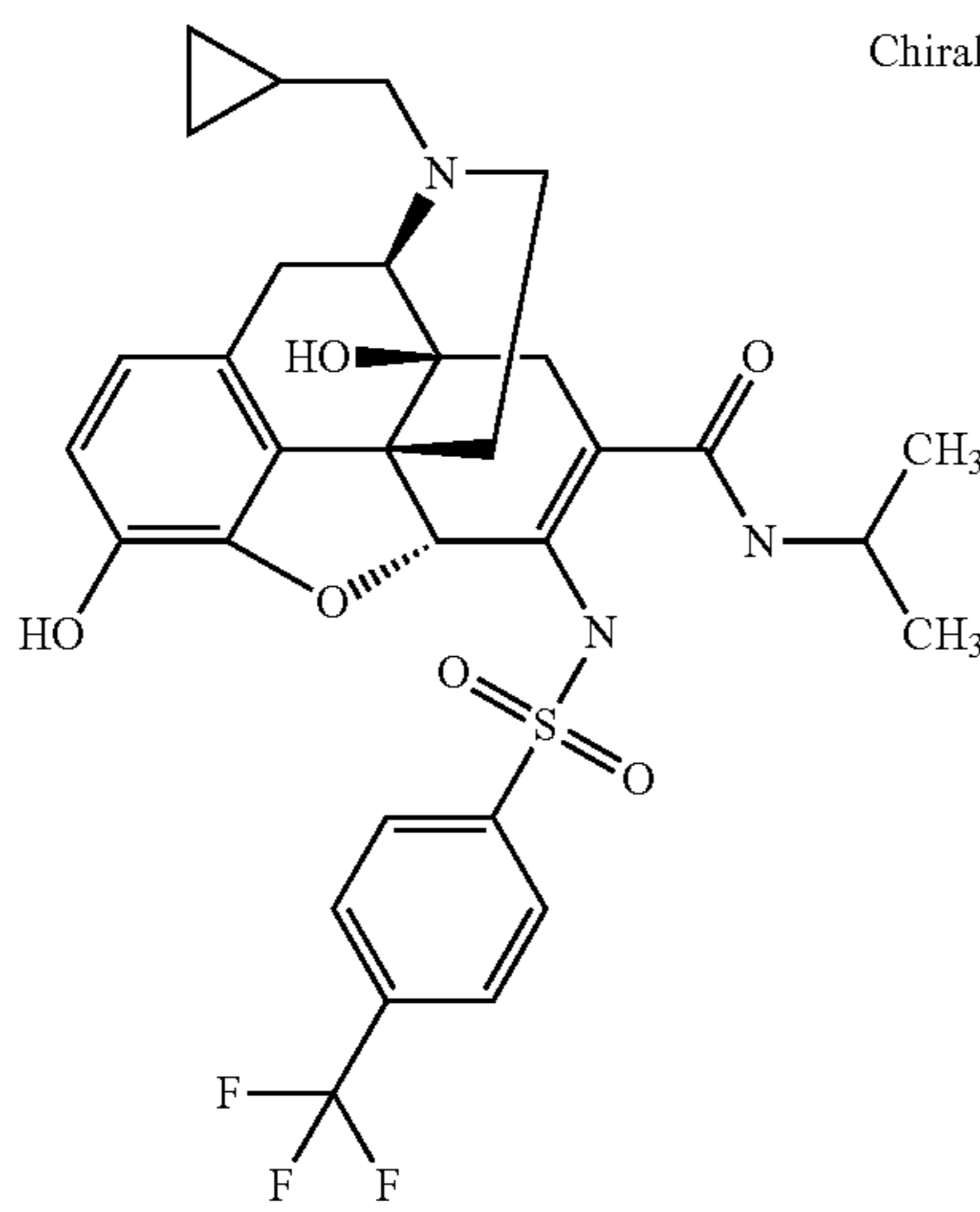
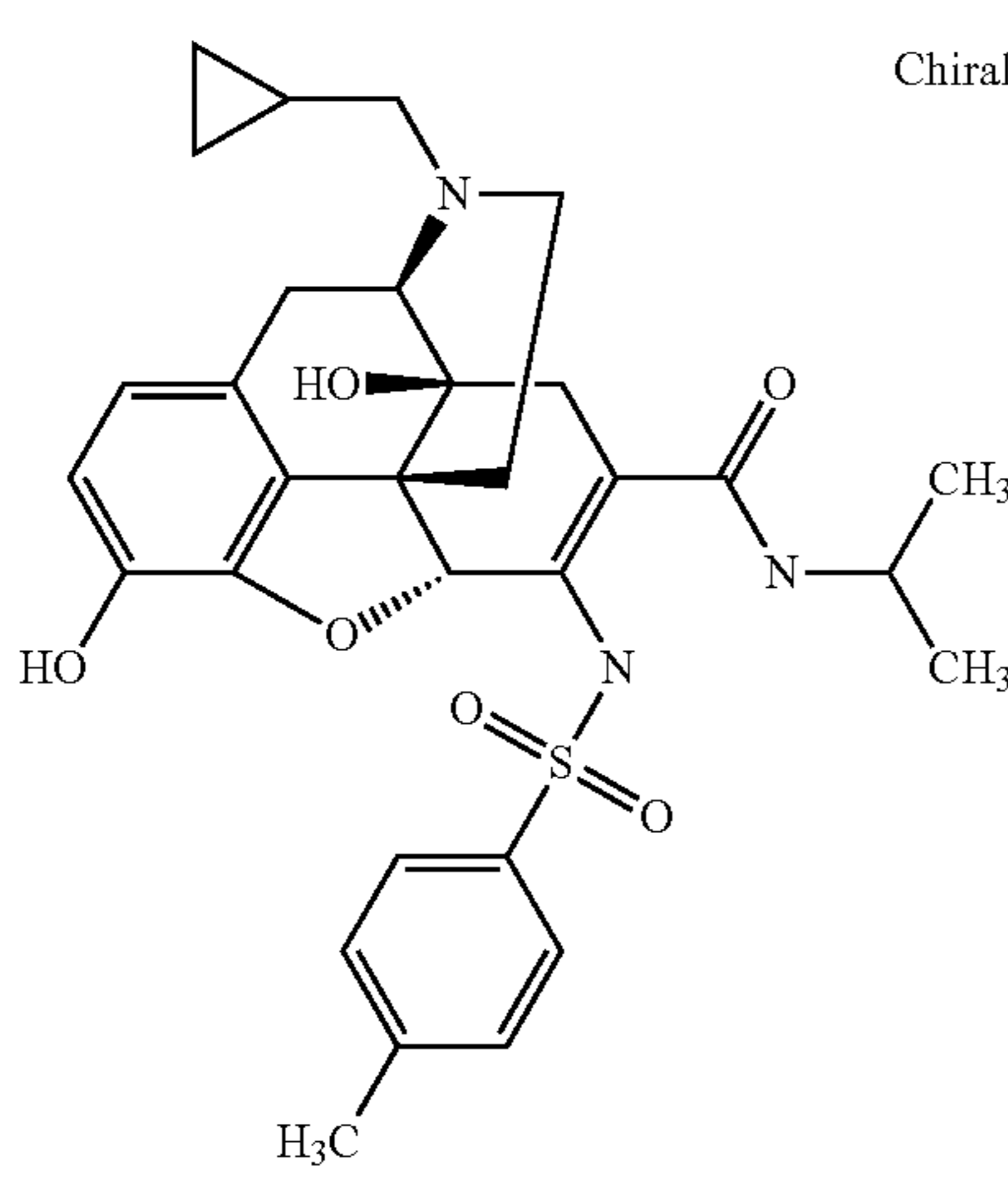
Compound No.	Chemical structure	LC/MS* <sup>1</sup>	NMR ( <sup>1</sup> H-NMR (d <sub>6</sub> -DMSO) δ)
I-178		Chiral m/z 636 [M + H] <sup>+</sup> 1.11 min	0.11-0.13 (m, 2H), 0.46-0.51 (m, 2H), 0.86 (m, 1H), 0.95 (d, J = 6.6 Hz, 6H), 1.46 (d, J = 11.1 Hz, 1H), 1.87 (d, J = 18.0 Hz, 1H), 2.11-2.63 (m, 7H), 2.25 (s, 3H), 3.03 (d, J = 17.4 Hz, 1H), 3.18 (brs, 1H), 3.84 (q, J = 7.2 Hz, 1H), 4.71 (brs, 1H), 5.45 (brs, 1H), 6.50 (brs, 1H), 6.57 (brs, 1H), 7.61-8.19 (m, 4H), 9.03 (brs, 1H), 10.7 (brs, 1H), 12.7 (brs, 1H)
I-179		Chiral m/z 581 [M + H] <sup>+</sup> 1.06 min	0.11-0.13 (m, 2H), 0.46-0.51 (m, 2H), 0.86 (m, 1H), 0.95 (d, J = 6.6 Hz, 6H), 1.46 (d, J = 11.1 Hz, 1H), 1.87 (d, J = 18.0 Hz, 1H), 2.09 (s, 3H), 2.11-2.63 (m, 7H), 3.03 (d, J = 17.4 Hz, 1H), 3.18 (brs, 1H), 3.84 (q, J = 7.2 Hz, 1H), 4.69 (brs, 1H), 5.45 (brs, 1H), 6.48 (d, J = 7.2 Hz, 1H), 6.55 (d, J = 7.2 Hz, 1H), 7.33 (brd, J = 5.4 Hz, 2H), 7.54 (brs, 1H), 7.74 (d, J = 7.5 Hz, 2H), 9.11 (brs, 1H), 12.3 (brs, 1H)

TABLE 47

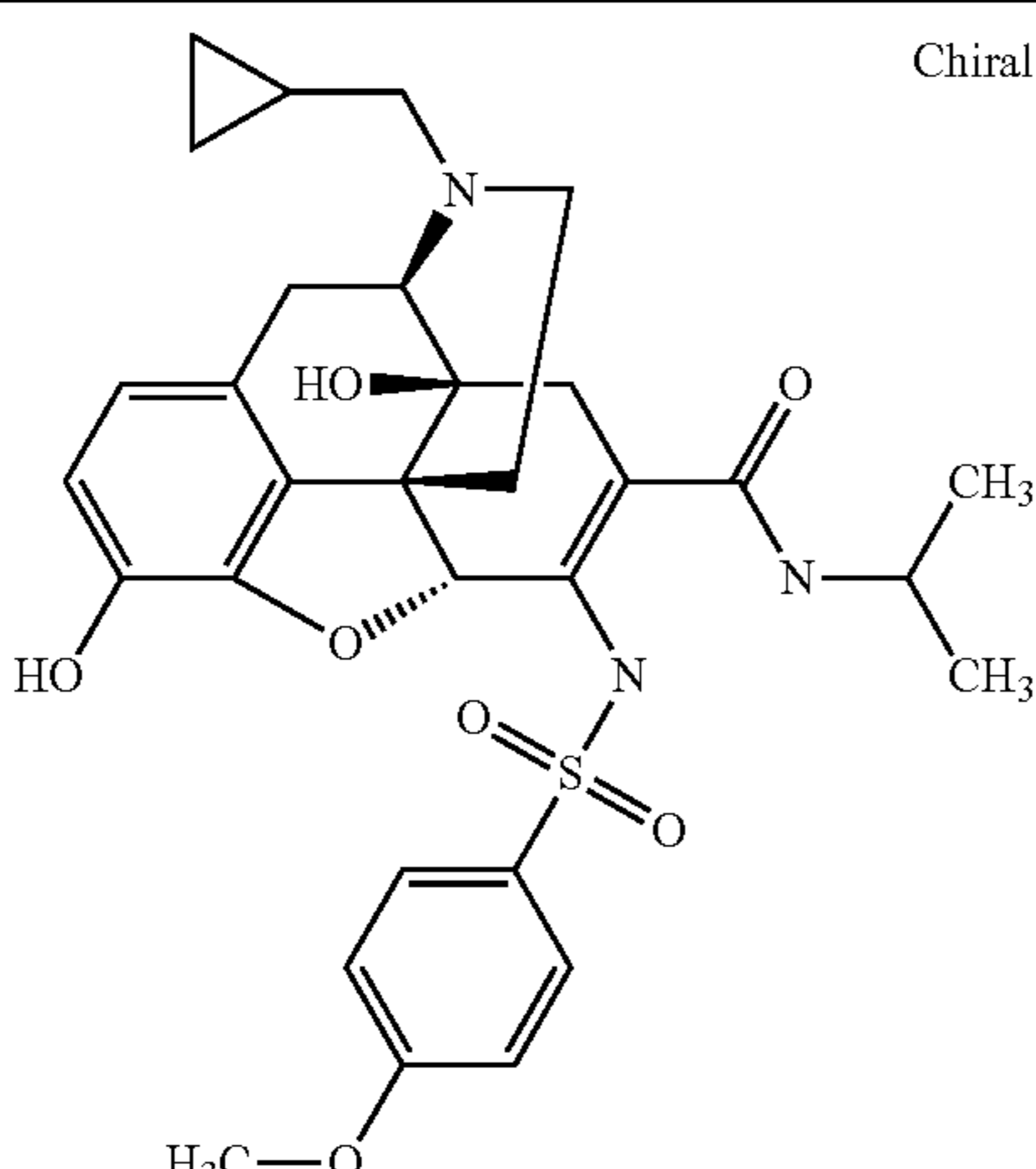
Compound No.	Chemical structure	LC/MS* <sup>1</sup>	NMR ( <sup>1</sup> H-NMR (d <sub>6</sub> -DMSO) δ)
I-180		Chiral m/z 597 [M + H] <sup>+</sup> 1.03 min	0.11-0.13 (m, 2H), 0.46-0.51 (m, 2H), 0.85 (m, 1H), 0.95 (d, J = 6.6 Hz, 6H), 1.46 (d, J = 9.9 Hz, 1H), 1.87 (d, J = 17.4 Hz, 1H), 2.11-2.62 (m, 7H), 3.01 (d, J = 17.7 Hz, 1H), 3.15 (d, J = 4.6 Hz, 1H), 3.82 (s, 3H), 3.83 (q, J = 5.4 Hz, 1H), 4.67 (brs, 1H), 5.44 (s, 1H), 6.49 (d, J = 8.1 Hz, 1H), 6.55 (d, J = 8.1 Hz, 1H), 7.04 (d, J = 8.4 Hz, 2H), 7.52 (brd, J = 9.3 Hz, 1H), 7.79 (d, J = 8.4 Hz, 2H), 9.12 (brs, 1H), 12.2 (brs, 1H)

TABLE 47-continued

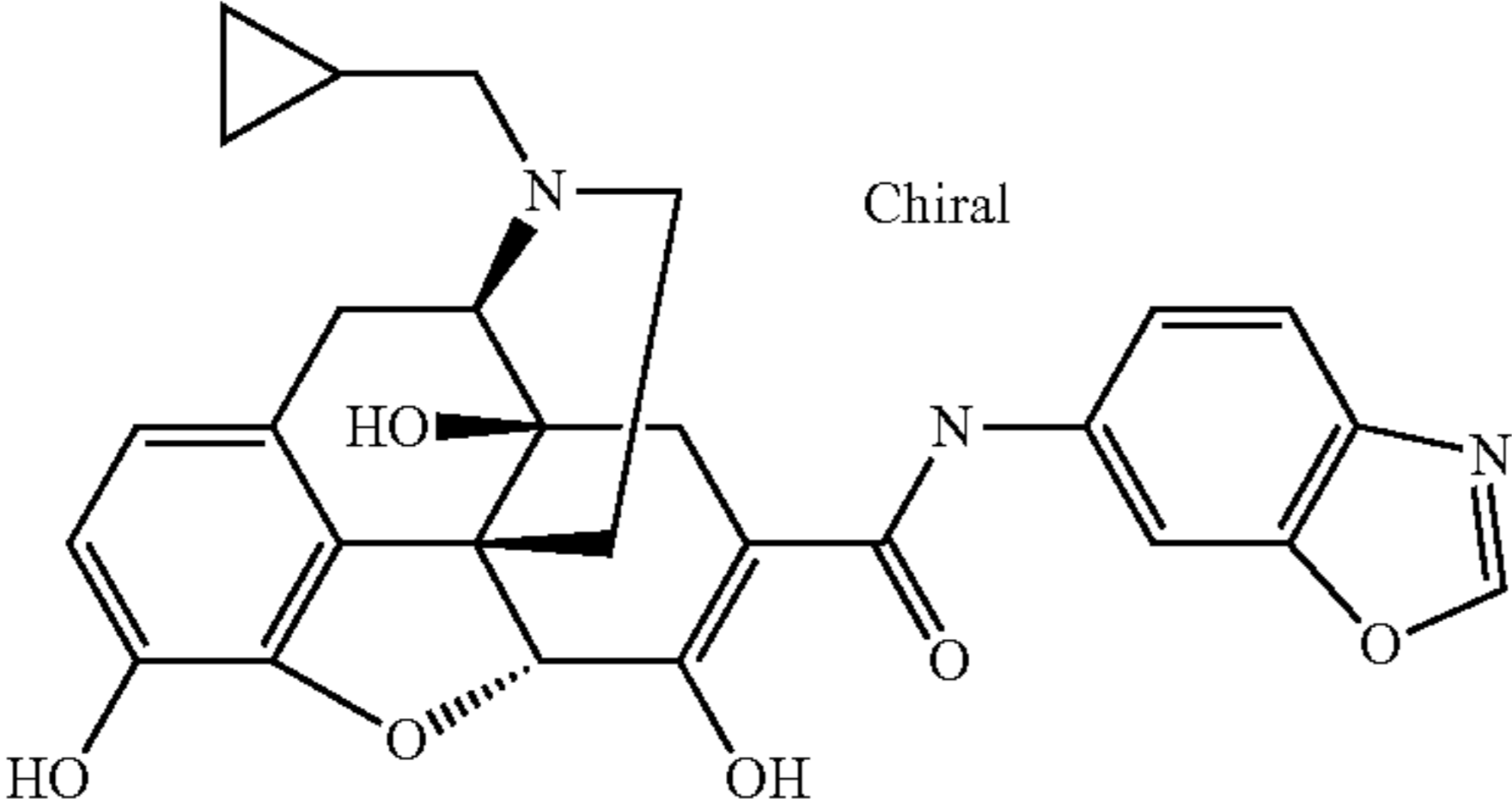
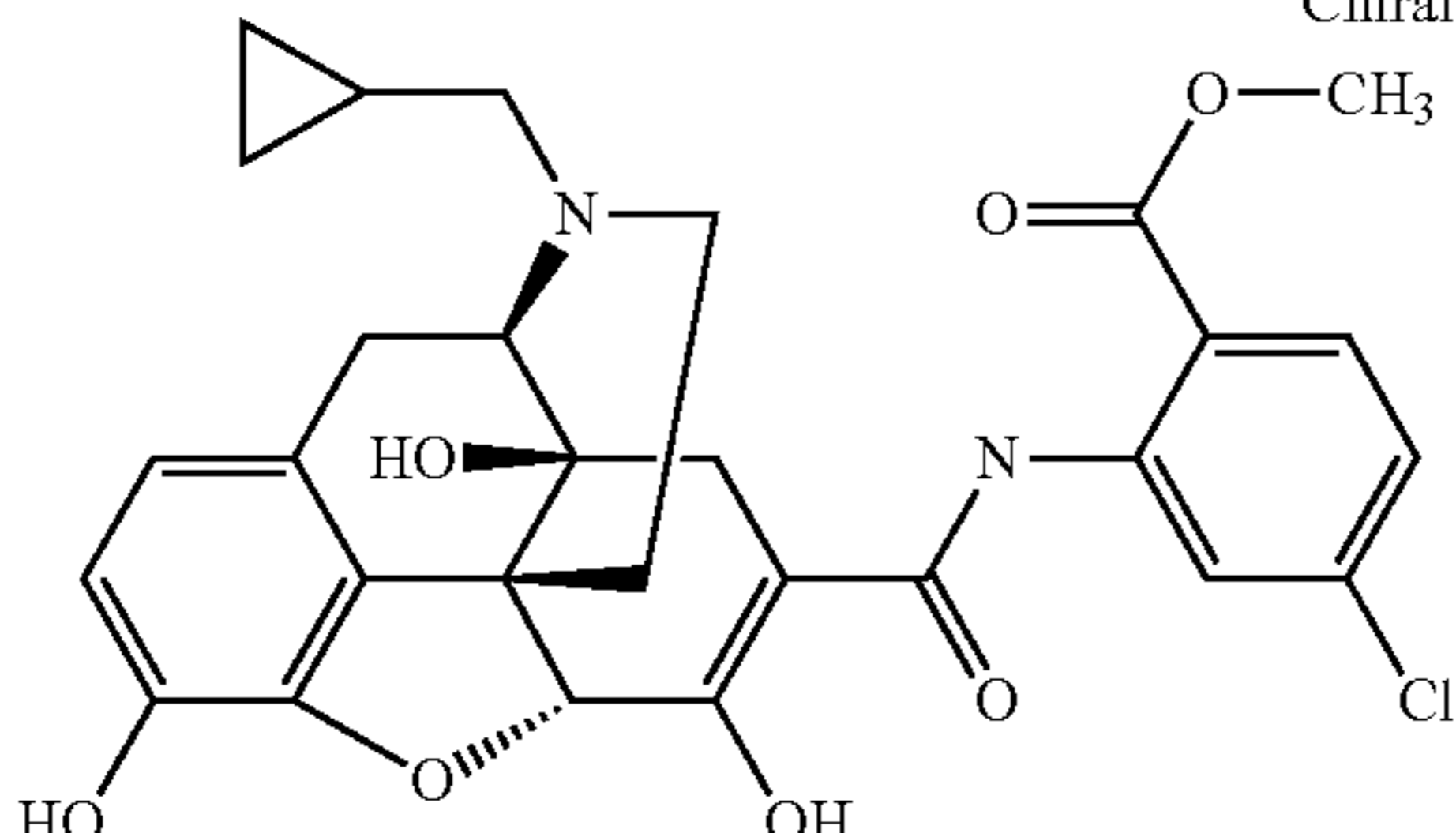
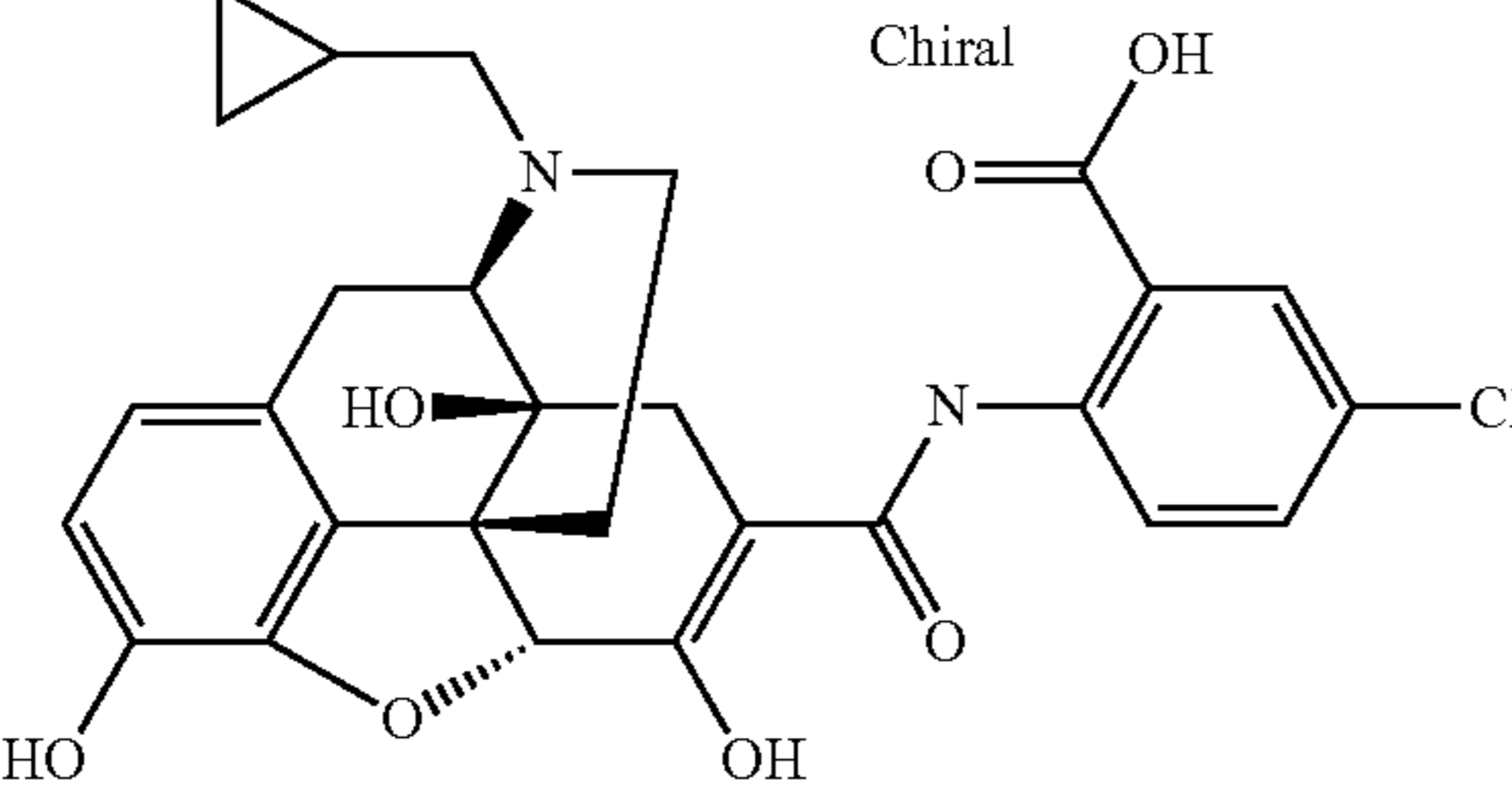
Compound No.	Chemical structure	LC/MS*1	NMR (1H-NMR (d6-DMSO) $\delta$ )
I-181	 <p>Chiral</p>	m/z 502 [M + H] <sup>+</sup> 0.35 min	
I-182	 <p>Chiral</p>	m/z 553 [M + H] <sup>+</sup> 0.68 min	
I-183	 <p>Chiral</p>	m/z 539 [M + H] <sup>+</sup> FAB-MS	

TABLE 48

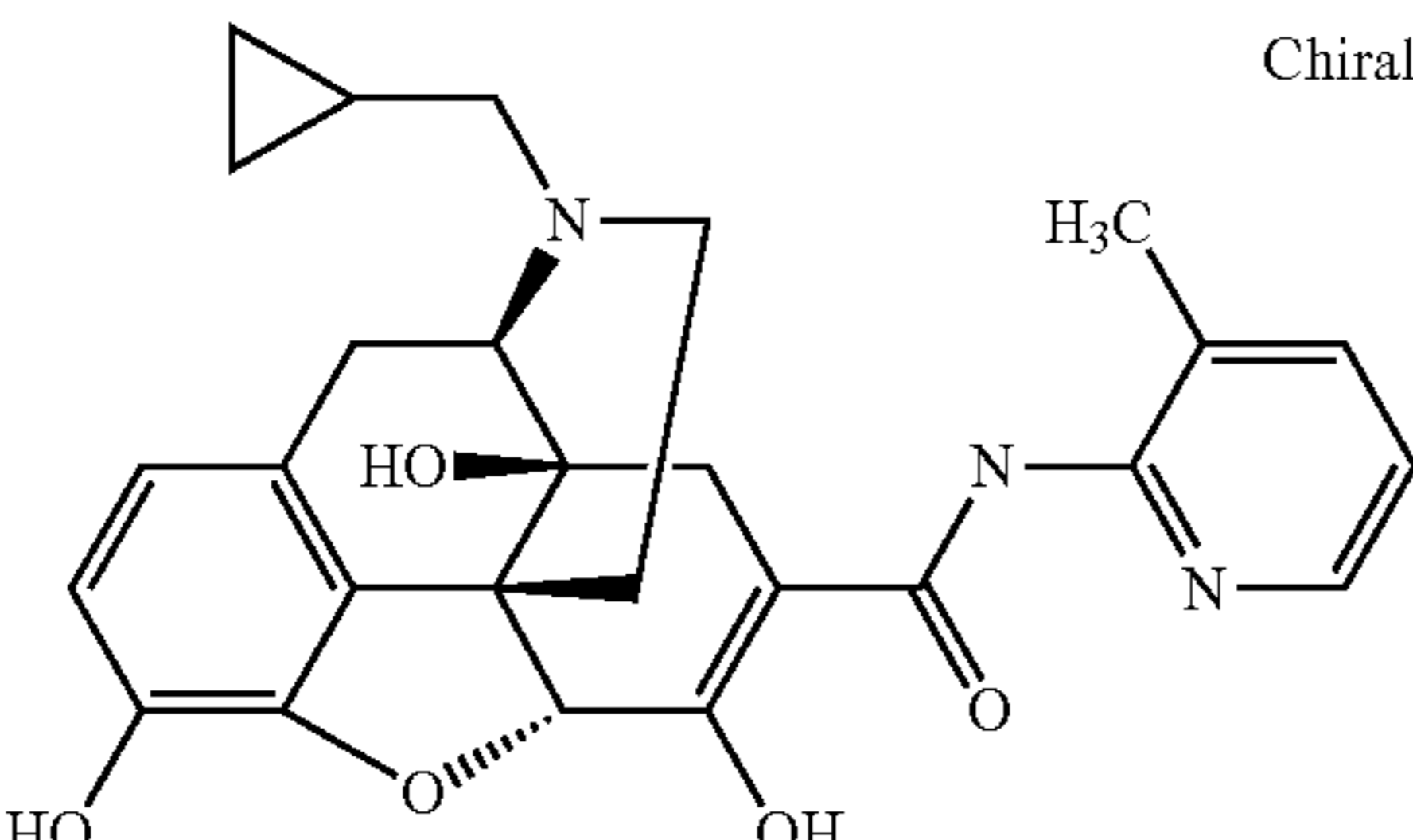
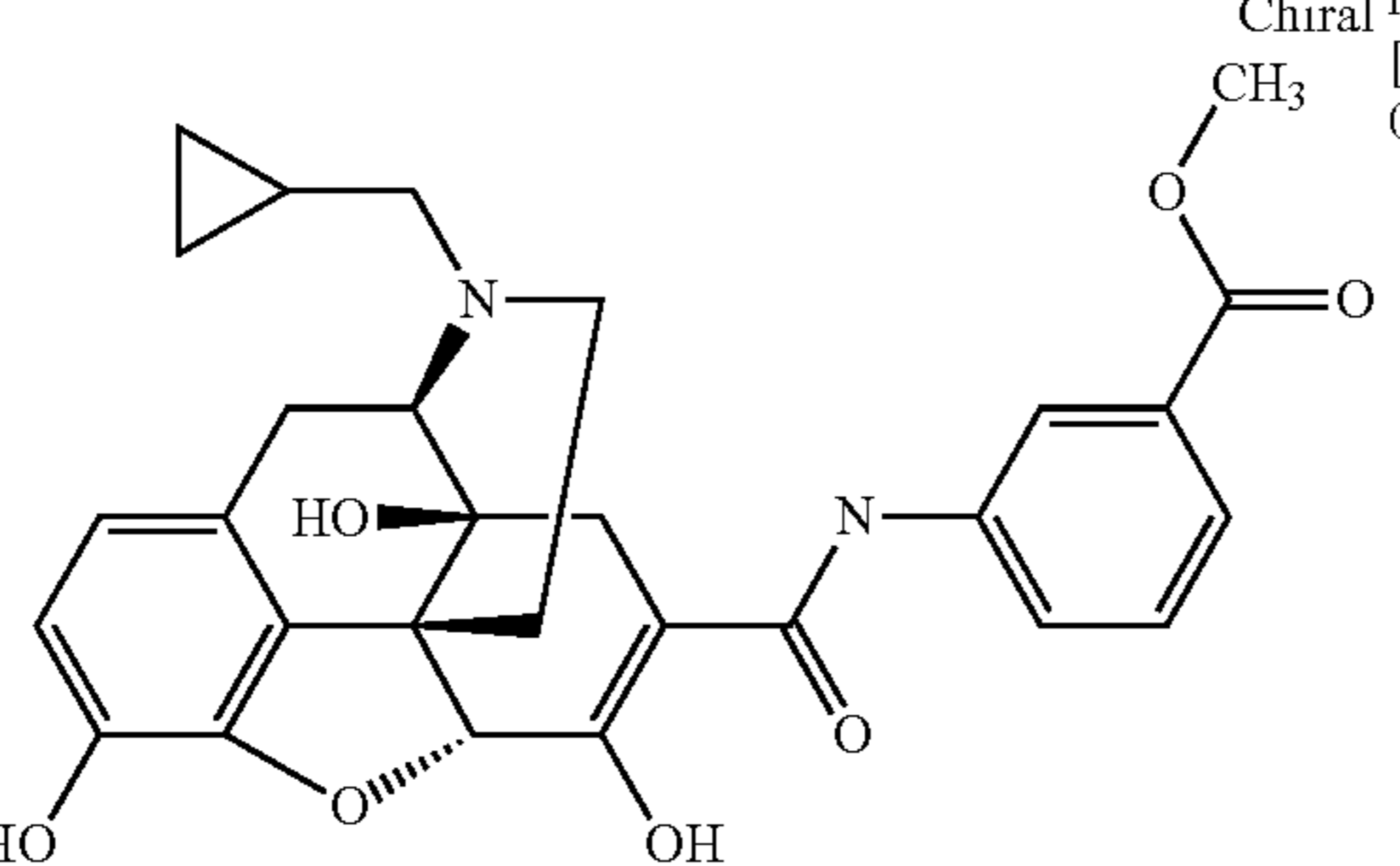
Compound No.	Chemical structure	LC/MS*1	NMR (1H-NMR (d6-DMSO) $\delta$ )
I-184	 <p>Chiral</p>	m/z 458 [M + H] <sup>+</sup> 0.97 min	
I-185	 <p>Chiral</p>	m/z 519 [M + H] <sup>+</sup> 0.43 min	

TABLE 48-continued

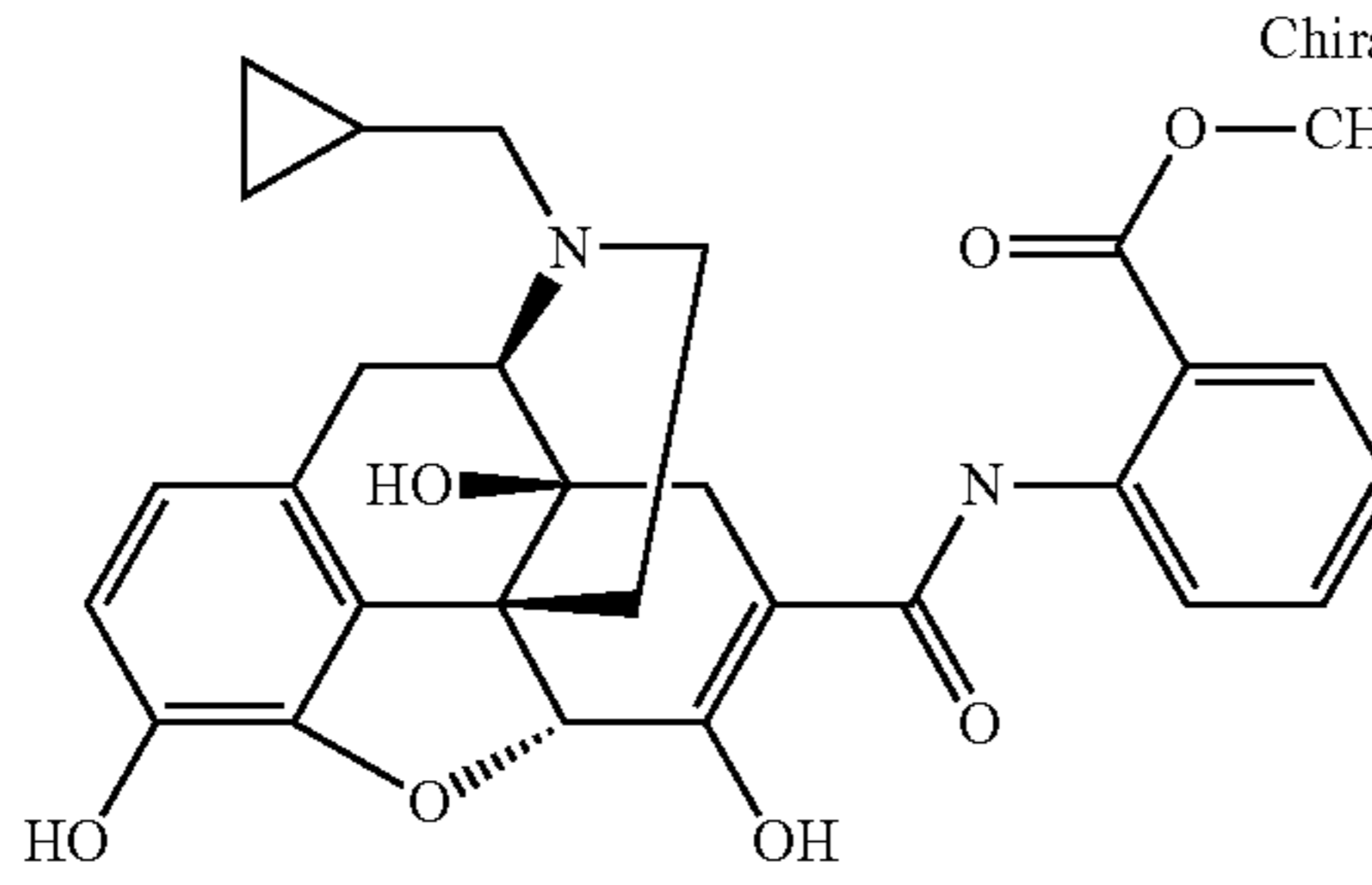
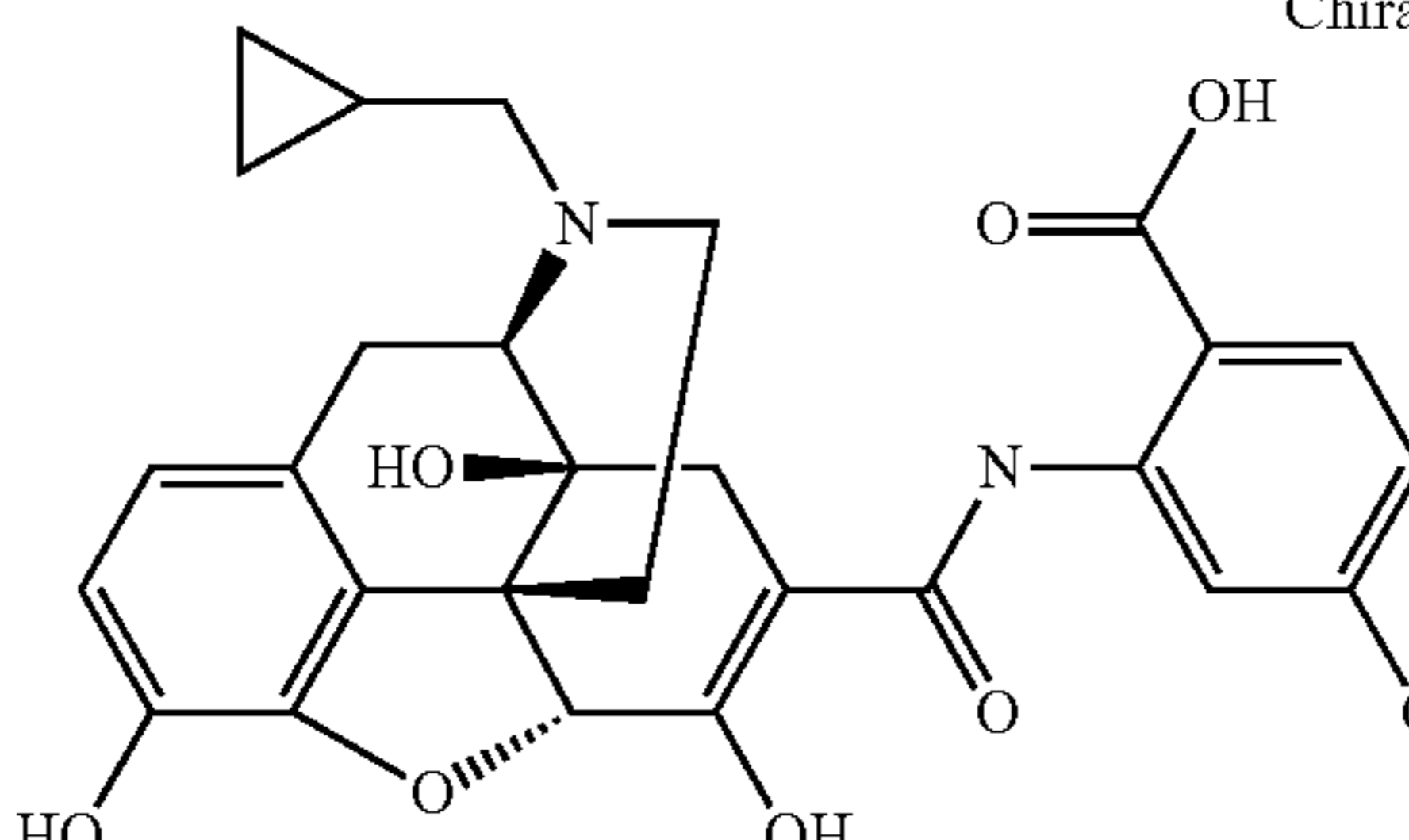
Compound No.	Chemical structure	LC/MS* <sup>1</sup>	NMR ( <sup>1</sup> H-NMR (d <sub>6</sub> -DMSO) δ)
I-186		m/z 519 [M + H] <sup>+</sup> 1.67 min**	
I-187		m/z 539 [M + H] <sup>+</sup> 0.50 min	

TABLE 49

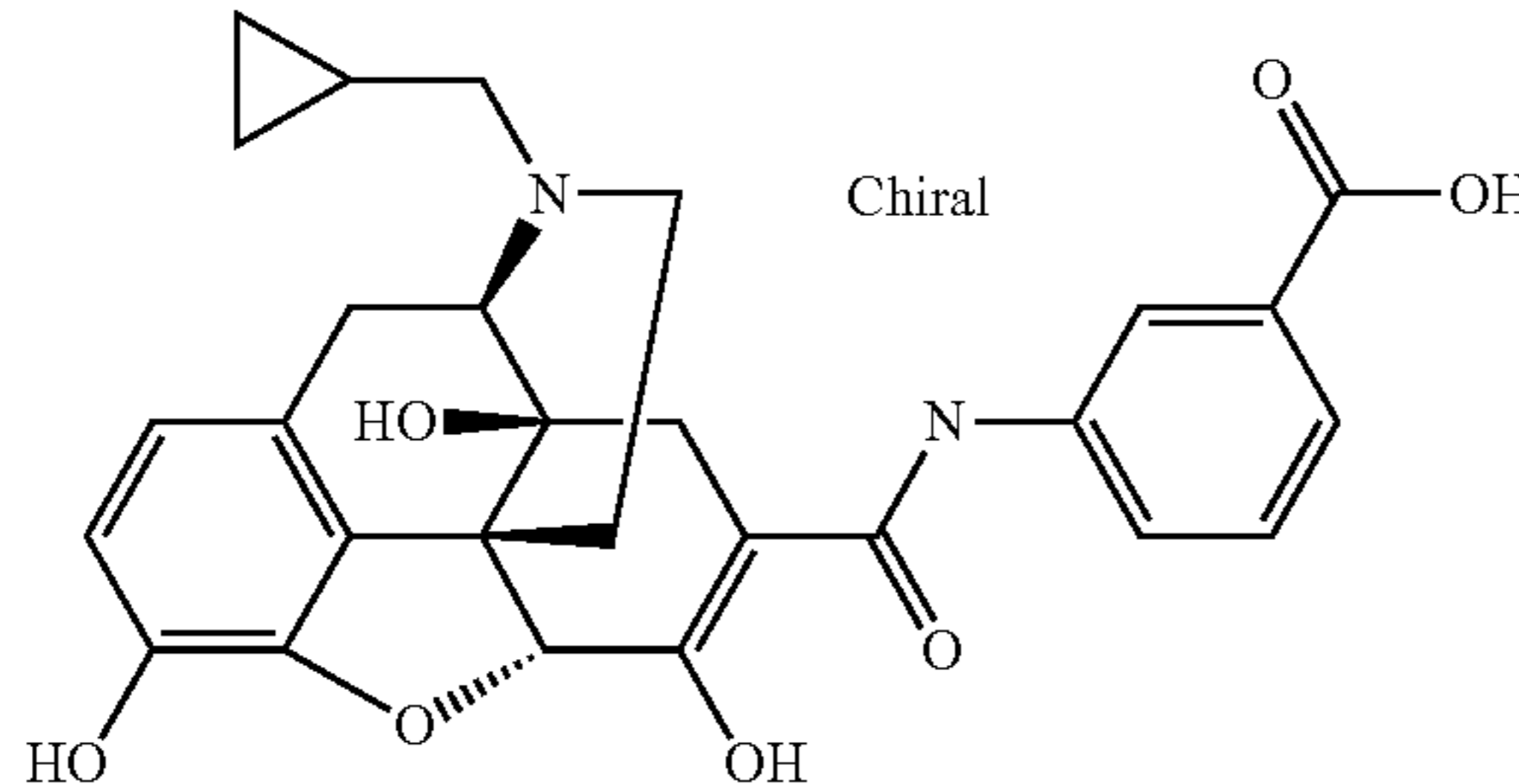
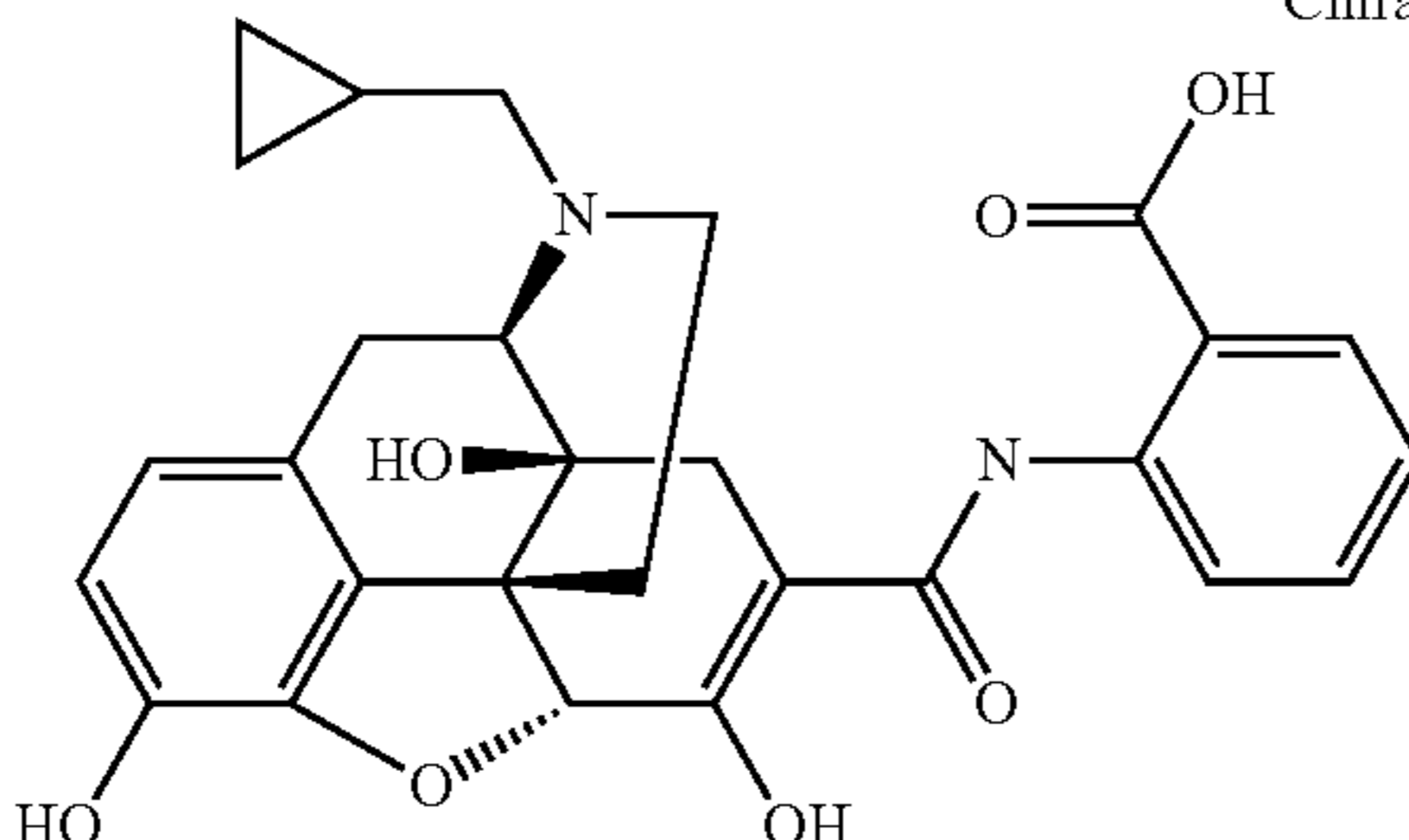
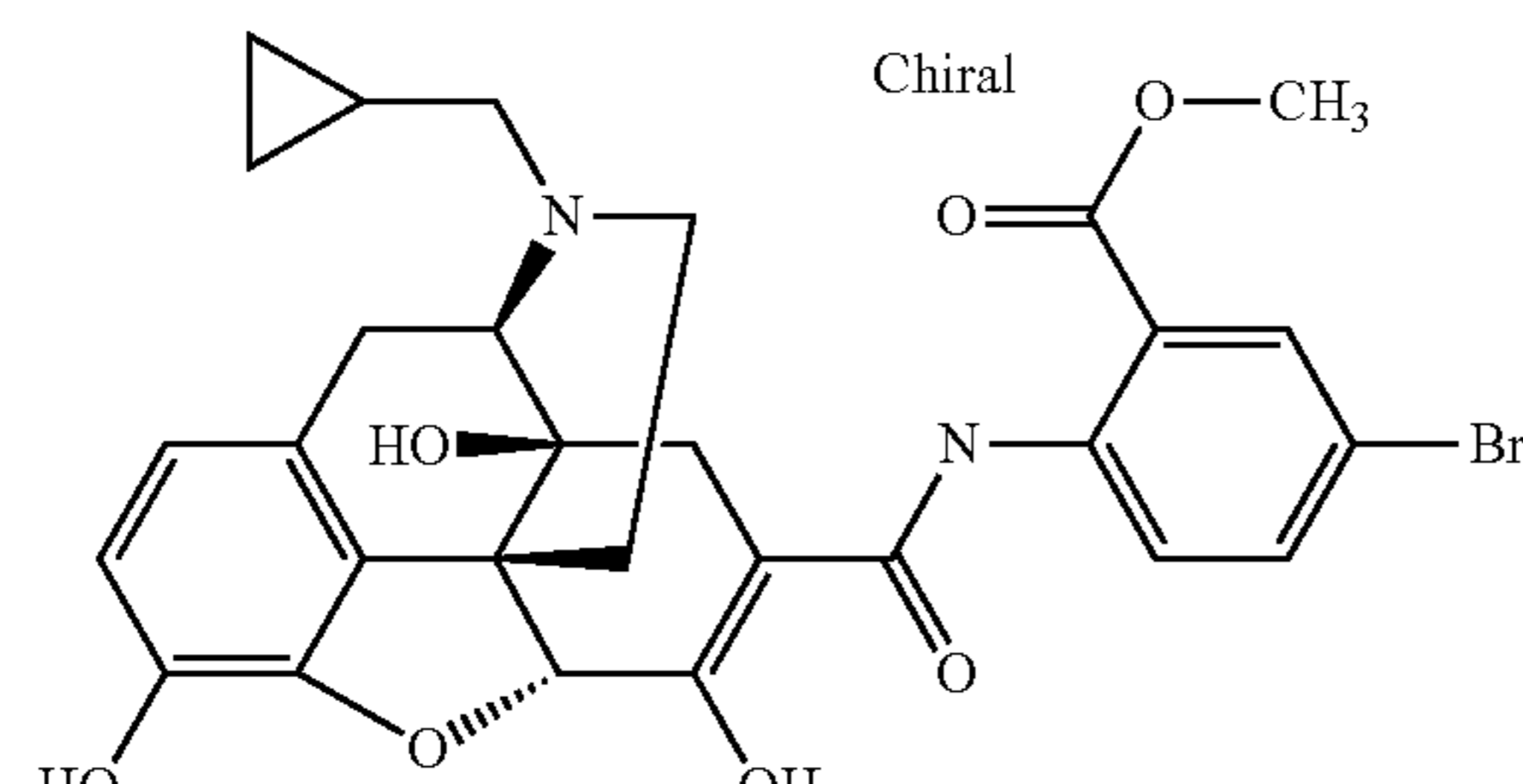
Compound No.	Chemical structure	LC/MS* <sup>1</sup>	NMR ( <sup>1</sup> H-NMR (d <sub>6</sub> -DMSO) δ)
I-188		m/z 505 [M + H] <sup>+</sup> 0.35 min	
I-189		m/z 505 [M + H] <sup>+</sup> 0.42 min	
I-190		m/z 597 [M + H] <sup>+</sup> 0.77 min	

TABLE 49-continued

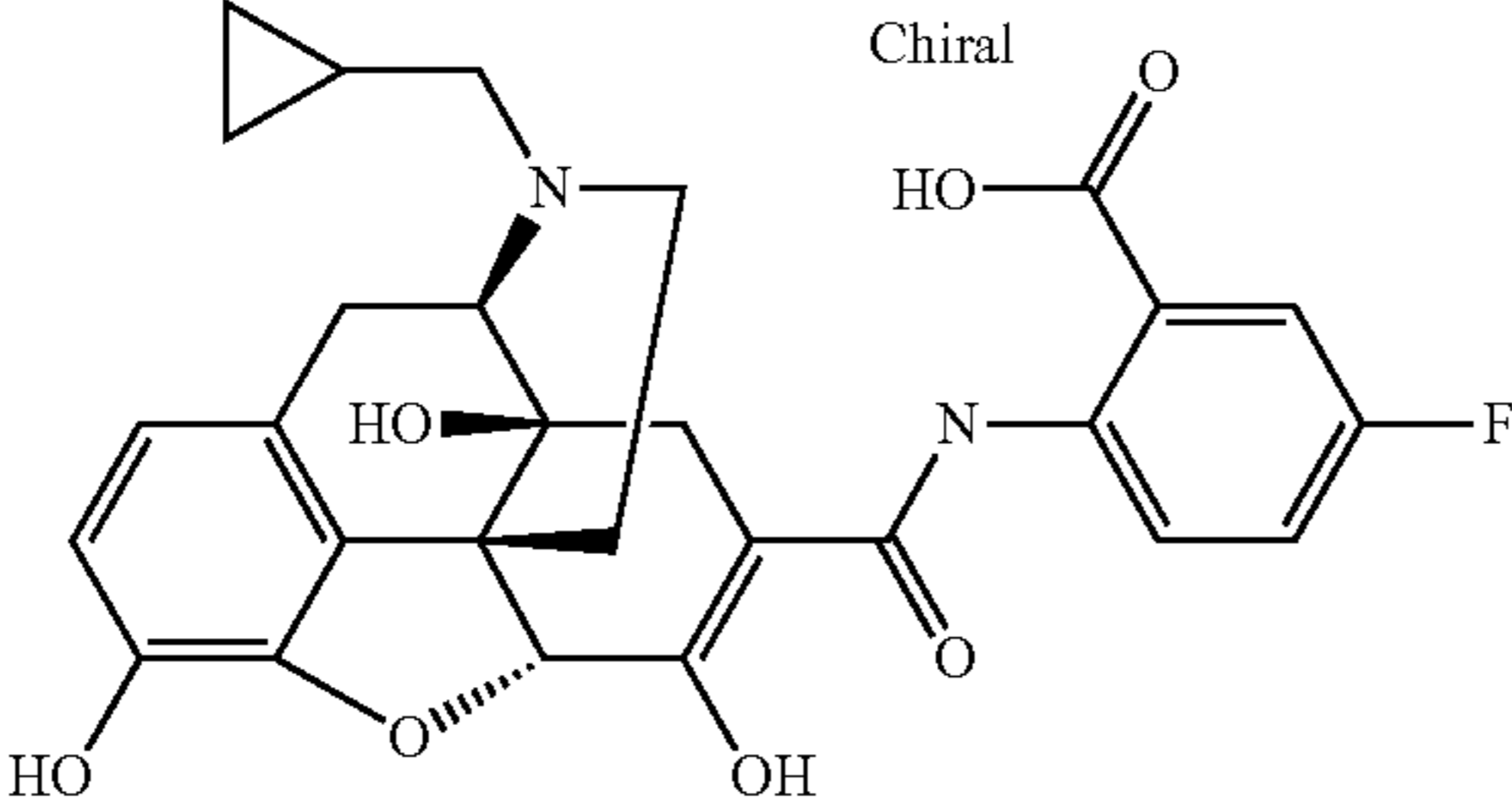
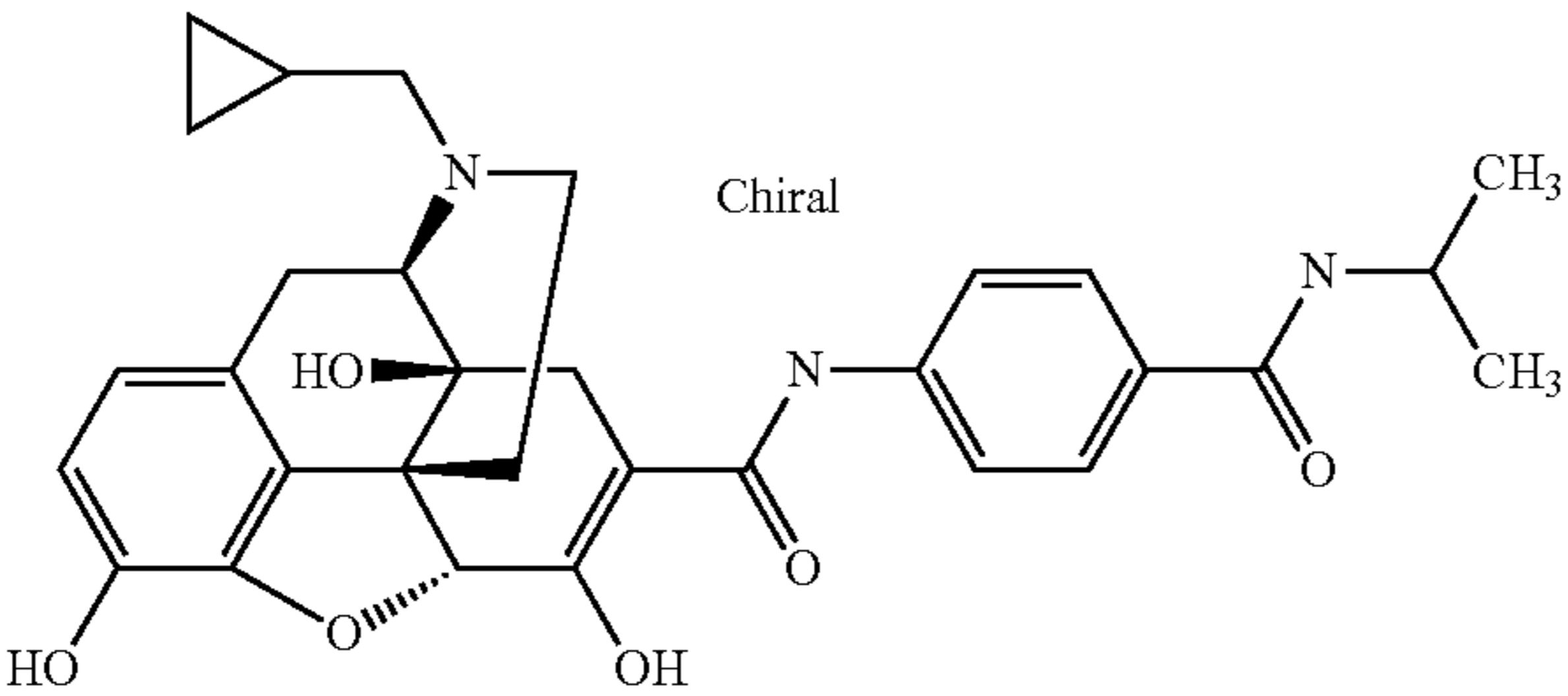
Compound No.	Chemical structure	LC/MS* <sup>1</sup>	NMR ( <sup>1</sup> H-NMR (d <sub>6</sub> -DMSO) δ)
I-191	 <p>Chiral</p>	m/z 523 [M + H] <sup>+</sup> 1.20 min	
I-192	 <p>Chiral</p>	m/z 546 [M + H] <sup>+</sup> 1.00 min	

TABLE 50

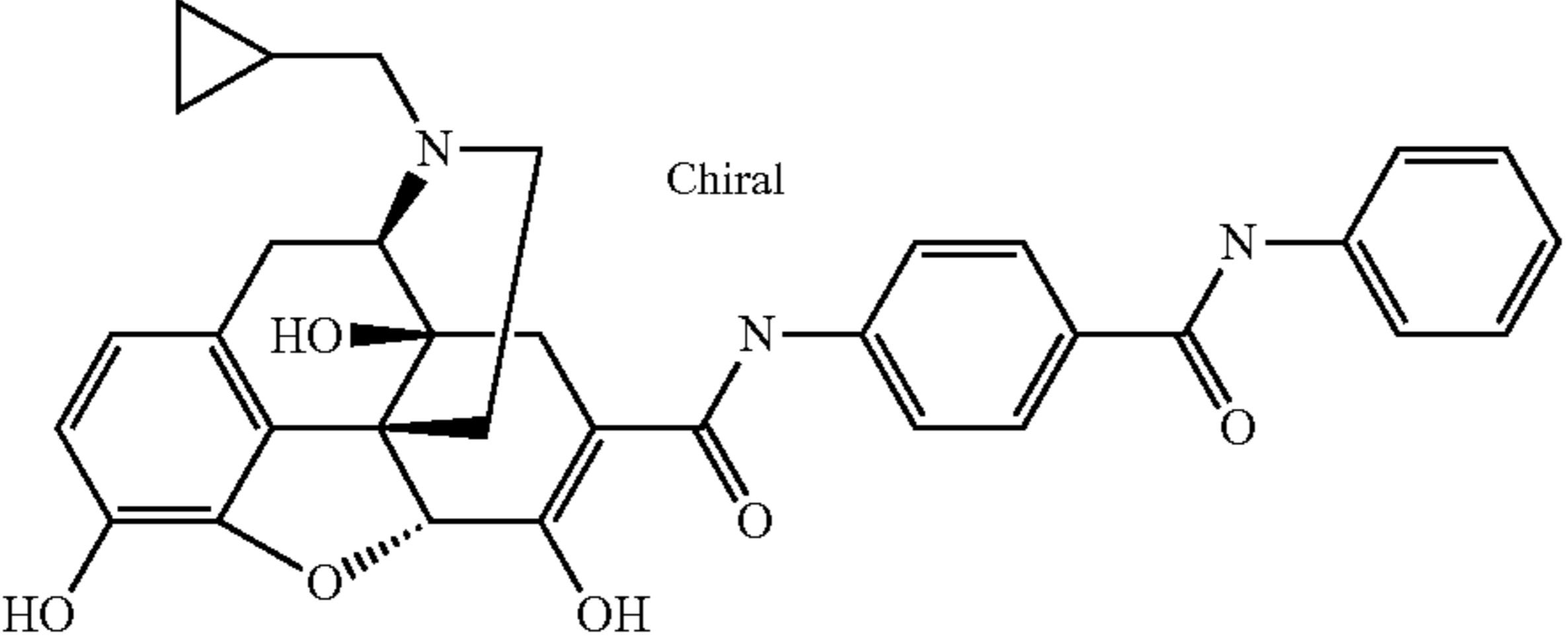
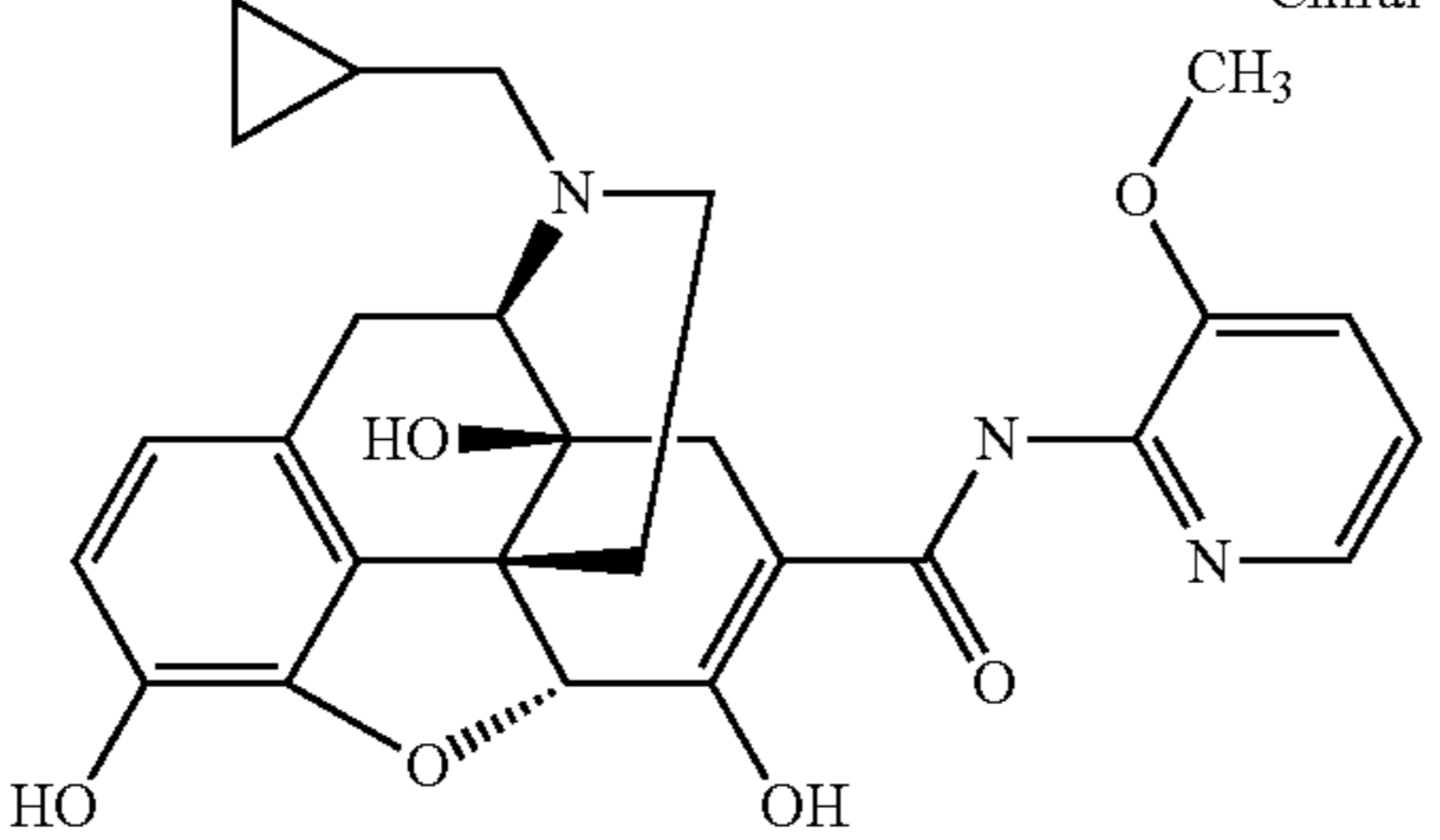
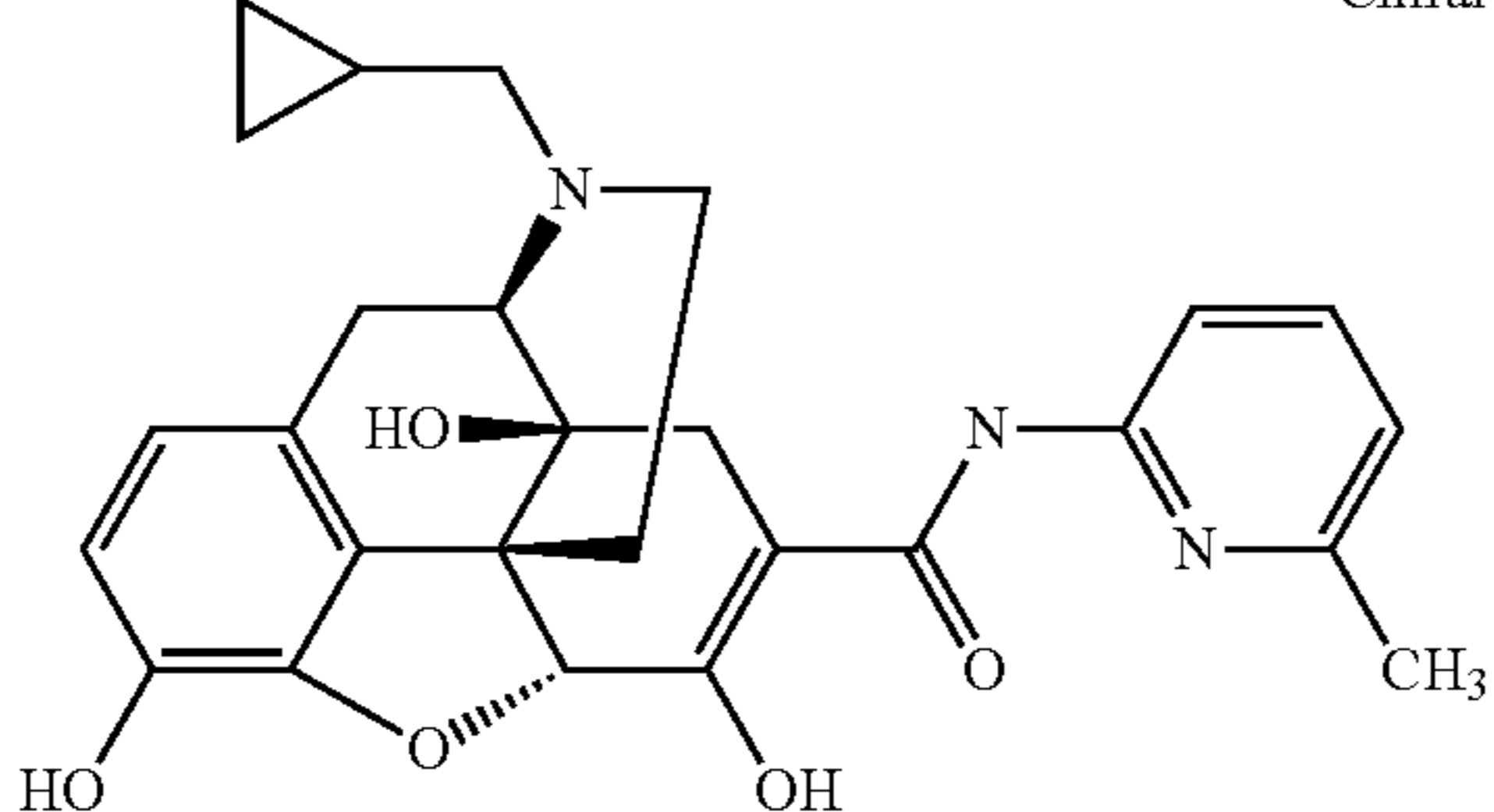
Compound No.	Chemical structure	LC/MS* <sup>1</sup>	NMR ( <sup>1</sup> H-NMR (d <sub>6</sub> -DMSO) δ)
I-193	 <p>Chiral</p>	m/z 580 [M + H] <sup>+</sup> 1.09 min	
I-194	 <p>Chiral</p>	m/z 474 [M + H] <sup>+</sup> 0.88 min	
I-195	 <p>Chiral</p>	m/z 458 [M + H] <sup>+</sup> 1.08 min	

TABLE 50-continued

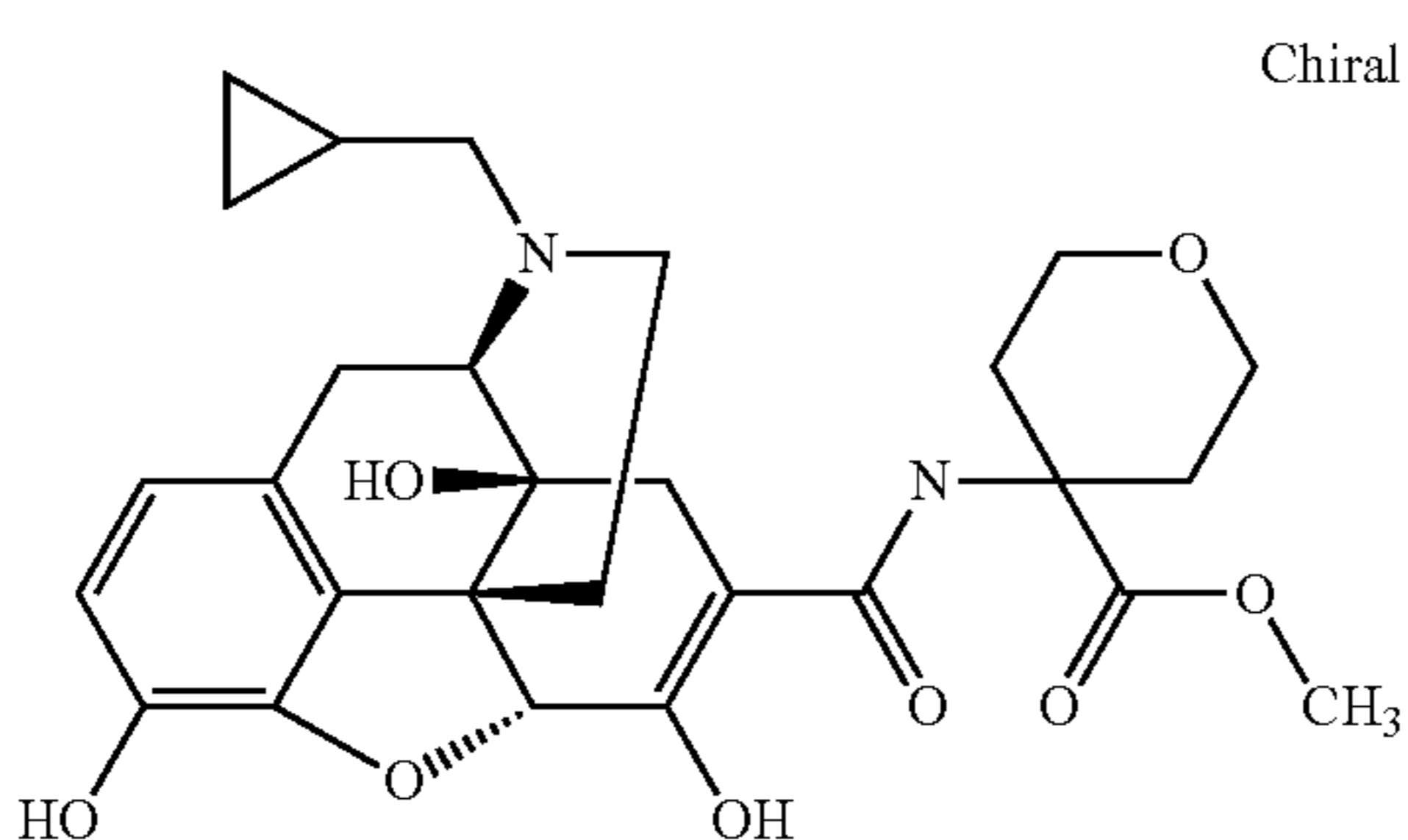
Compound No.	Chemical structure	LC/MS* <sup>1</sup>	NMR (1H-NMR (d6-DMSO) $\delta$ )
I-196	<p>Chiral</p> 		0.12-0.16 (m, 2H), 0.46-0.55 (m, 2H), 0.88 (m, 1H), 1.43 (d, J = 12.4 Hz, 1H), 1.65-2.65 (m, 12H), 2.97-3.70 (m, 6H), 3.59 (s, 3H), 4.74 (s, 1H), 6.55 (d, J = 8.0 Hz, 1H), 6.59 (d, J = 8.0 Hz, 1H), 7.68 (brs, 1H), 9.16 (brs, 1H), 13.6 (brs, 1H)

TABLE 51

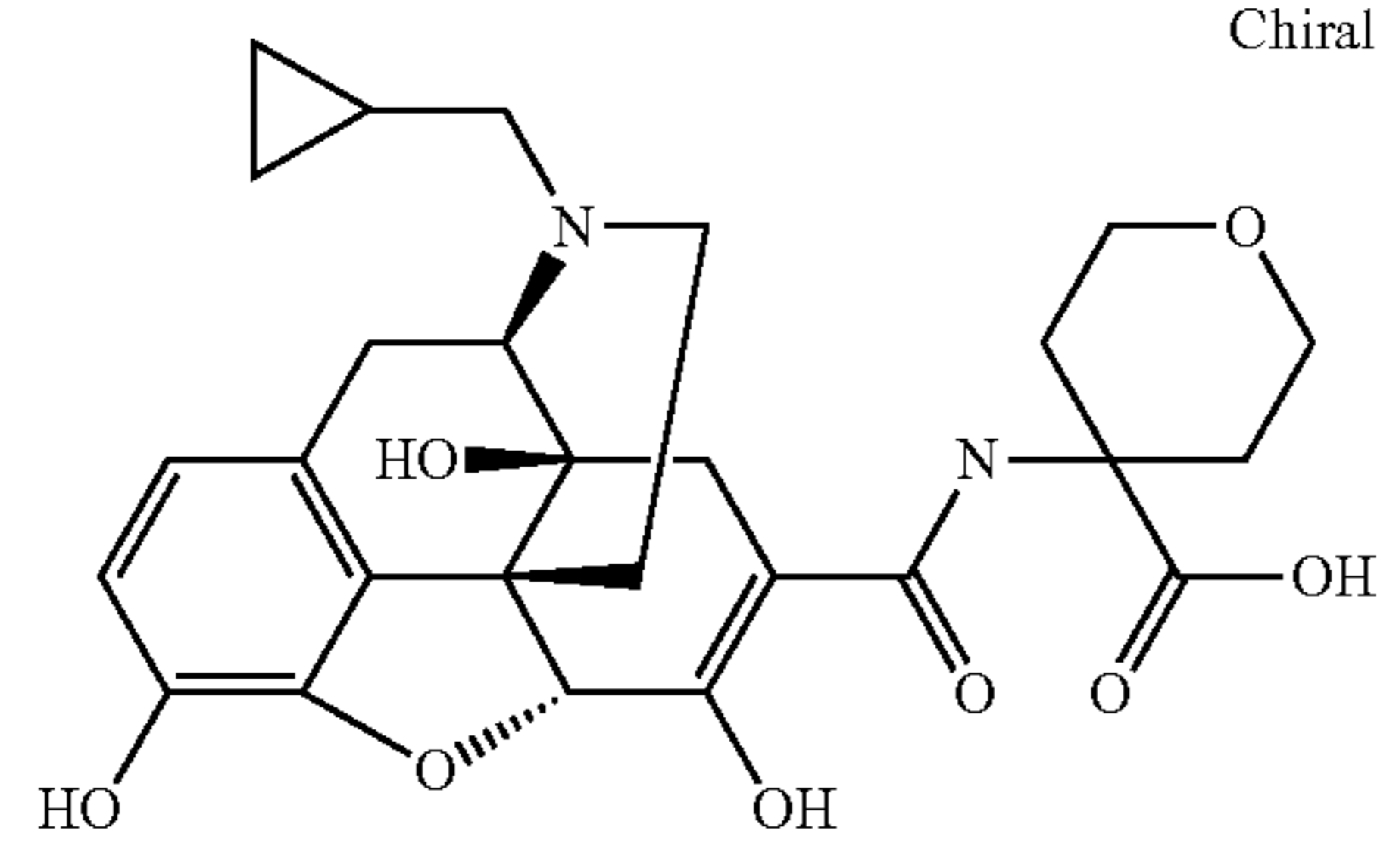
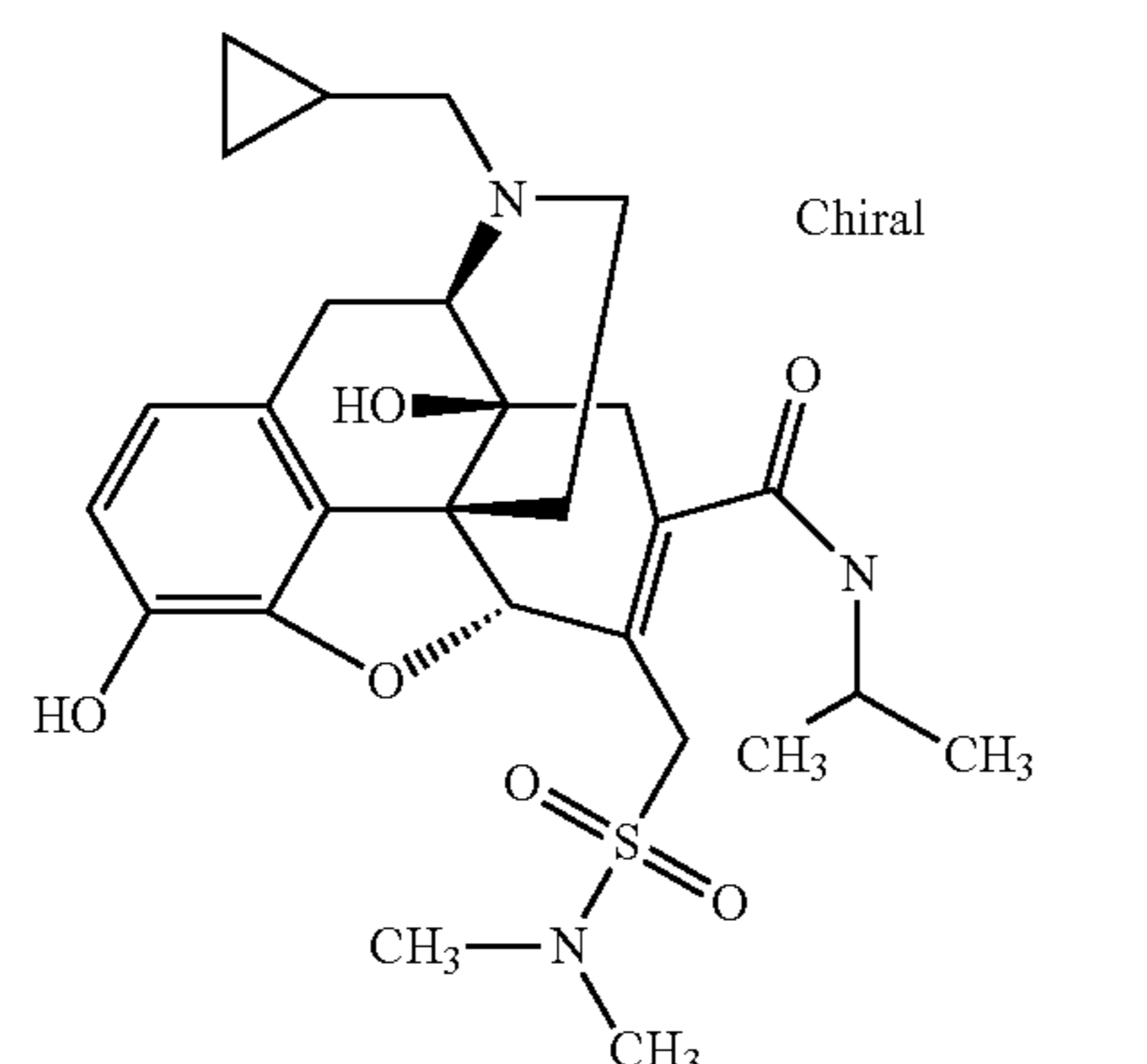
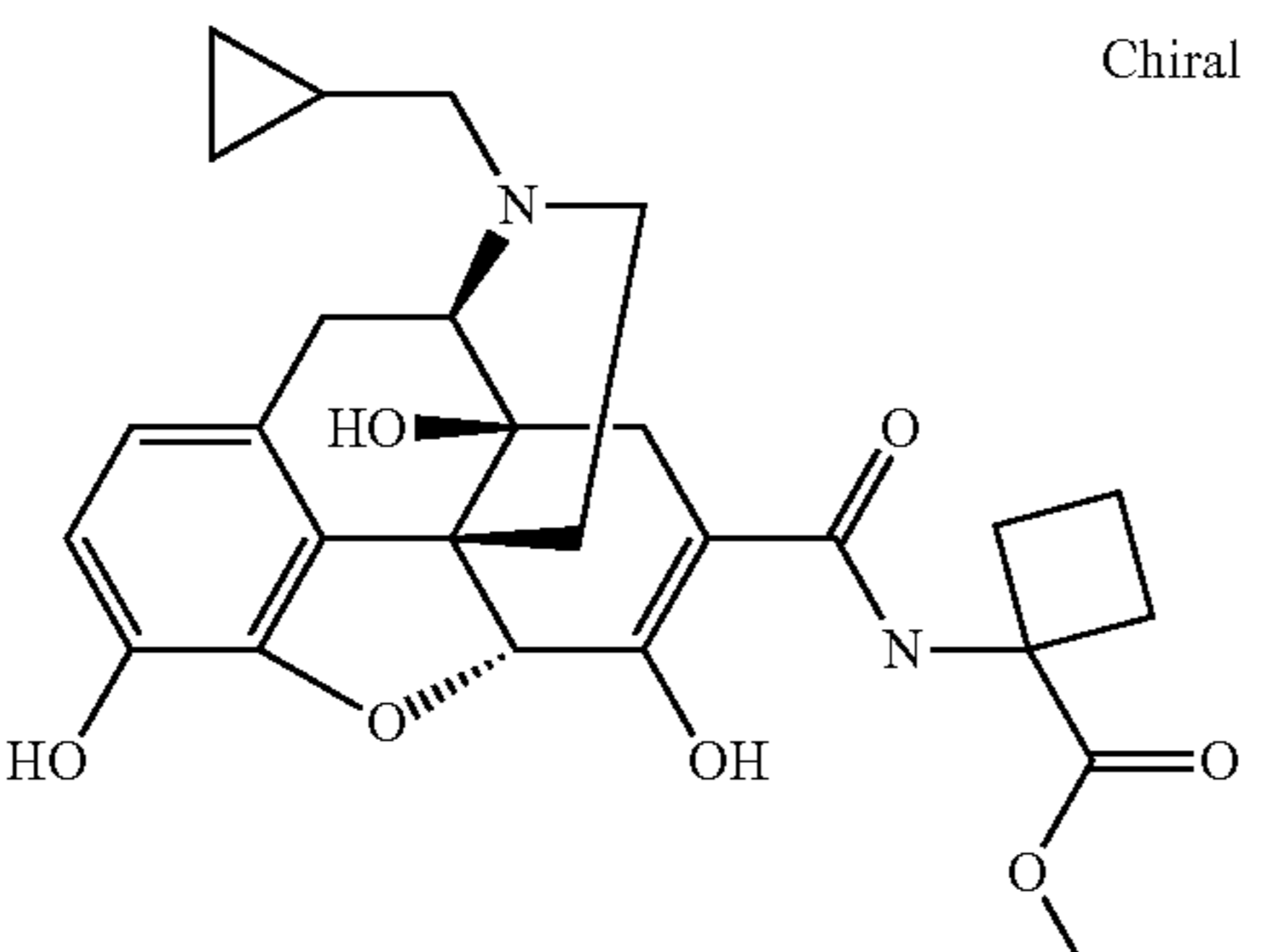
Compound No.	Chemical structure	LC/MS* <sup>1</sup>	NMR (1H-NMR (d6-DMSO) $\delta$ )
I-197	<p>Chiral</p> 		0.20-0.40 (m, 2H), 0.46-0.65 (m, 2H), 0.97 (m, 1H), 1.54 (d, J = 6.8 Hz, 1H), 1.80-2.10 (m, 3H), 2.31-3.69 (m, 15H), 4.83 (s, 1H), 6.59 (d, J = 8.0 Hz, 1H), 6.65 (d, J = 8.0 Hz, 1H), 7.56 (brs, 1H), 9.29 (brs, 1H), 13.6 (brs, 1H)
I-198	<p>Chiral</p> 	m/z 533 [M + H] <sup>+</sup> 0.95 min	0.11-0.13 (m, 2H), 0.46-0.52 (m, 2H), 0.86 (m, 1H), 1.03 (d, J = 6.3 Hz, 3H), 1.08 (d, J = 6.3 Hz, 3H), 1.46 (brd, J = 8.4 Hz, 1H), 1.94 (d, J = 17.7 Hz, 1H), 2.71-2.60 (m, 7H), 2.81 (s, 6H), 3.04 (d, J = 17.1 Hz, 1H), 3.18 (brs, 1H), 3.95 (q, J = 5.4 Hz, 1H), 4.77 (brs, 1H), 5.45 (s, 1H), 6.51 (d, J = 7.5 Hz, 1H), 6.57 (d, J = 7.5 Hz, 1H), 7.64 (brs, 1H), 9.14 (brs, 1H), 12.2 (brs, 1H)
I-199	<p>Chiral</p> 	m/z 497 [M + H] <sup>+</sup> 0.97 min	0.13-0.15 (m, 2H), 0.48-0.52 (m, 2H), 0.86 (m, 1H), 1.41 (d, J = 11.4 Hz, 1H), 1.85 (t, J = 7.8 Hz, 2H), 1.93 (d, J = 16.5 Hz, 1H), 2.07-2.62 (m, 11H), 3.05 (d, J = 18.3 Hz, 1H), 3.21 (d, J = 6.0 Hz, 1H), 3.59 (s, 3H), 4.72 (s, 1H), 4.77 (brs, 1H), 6.53 (d, J = 8.1 Hz, 1H), 6.57 (d, J = 8.1 Hz, 1H), 8.26 (brs, 1H), 9.15 (brs, 1H), 14.1 (brs, 1H)

TABLE 51-continued

Compound No.	Chemical structure	LC/MS* <sup>1</sup>	NMR (1H-NMR (d6-DMSO) $\delta$ )
I-200	<p>Chiral</p>	m/z 553 [M + H] <sup>+</sup> 0.47 min	

TABLE 52

Compound No.	Chemical structure	LC/MS* <sup>1</sup>	NMR (1H-NMR (d6-DMSO) $\delta$ )
I-201	<p>Chiral</p>	m/z 601 [M + H] <sup>+</sup> 1.01 min	
I-202	<p>Chiral</p>	m/z 563 [M + H] <sup>+</sup> 0.58 min	
I-203	<p>Chiral</p>	m/z 583 [M + H] <sup>+</sup> 0.54 min	
I-204	<p>Chiral</p>	m/z 539 [M + H] <sup>+</sup> 0.33 min	



TABLE 52-continued

Compound No.	Chemical structure	LC/MS* <sup>1</sup>	NMR (1H-NMR (d6-DMSO) $\delta$ )
I-205		Chiral m/z 573 [M + H] <sup>+</sup> 0.62 min	

TABLE 53

Compound No.	Chemical structure	LC/MS* <sup>1</sup>	NMR (1H-NMR (d6-DMSO) $\delta$ )
I-206		Chiral m/z 535 [M + H] <sup>+</sup> 0.41 min	
I-207		Chiral m/z 484 [M + H] <sup>+</sup> 0.32 min	
I-208		Chiral m/z 507 [M + H] <sup>+</sup> 1.05 min	
I-209		Chiral m/z 518 [M + H] <sup>+</sup> 1.14 min**	

TABLE 53-continued

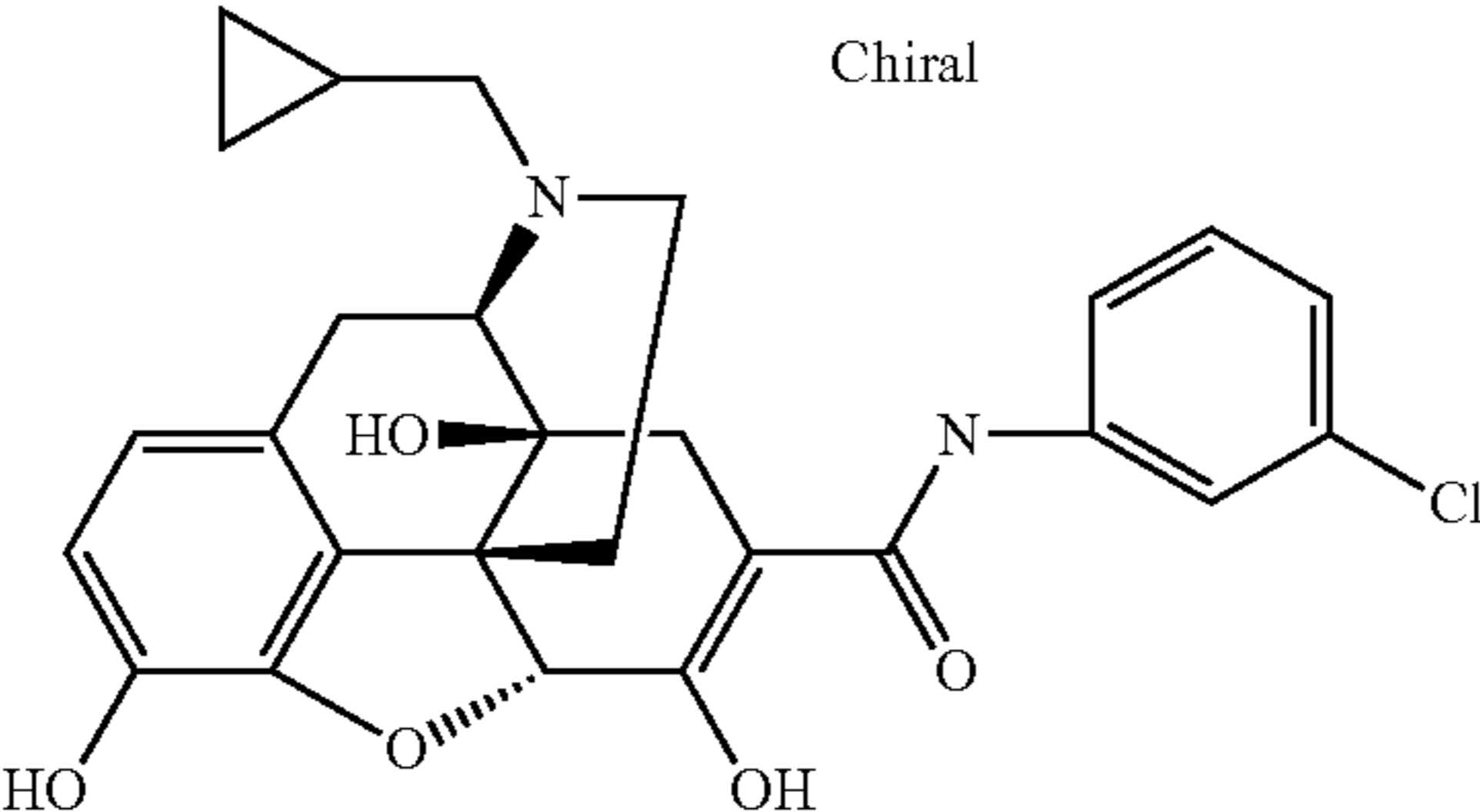
Compound No.	Chemical structure	LC/MS* <sup>1</sup>	NMR (1H-NMR (d <sub>6</sub> -DMSO) δ)
I-210	<p>Chiral</p> 	m/z 495 [M + H] <sup>+</sup> 1.64 min**	

TABLE 54

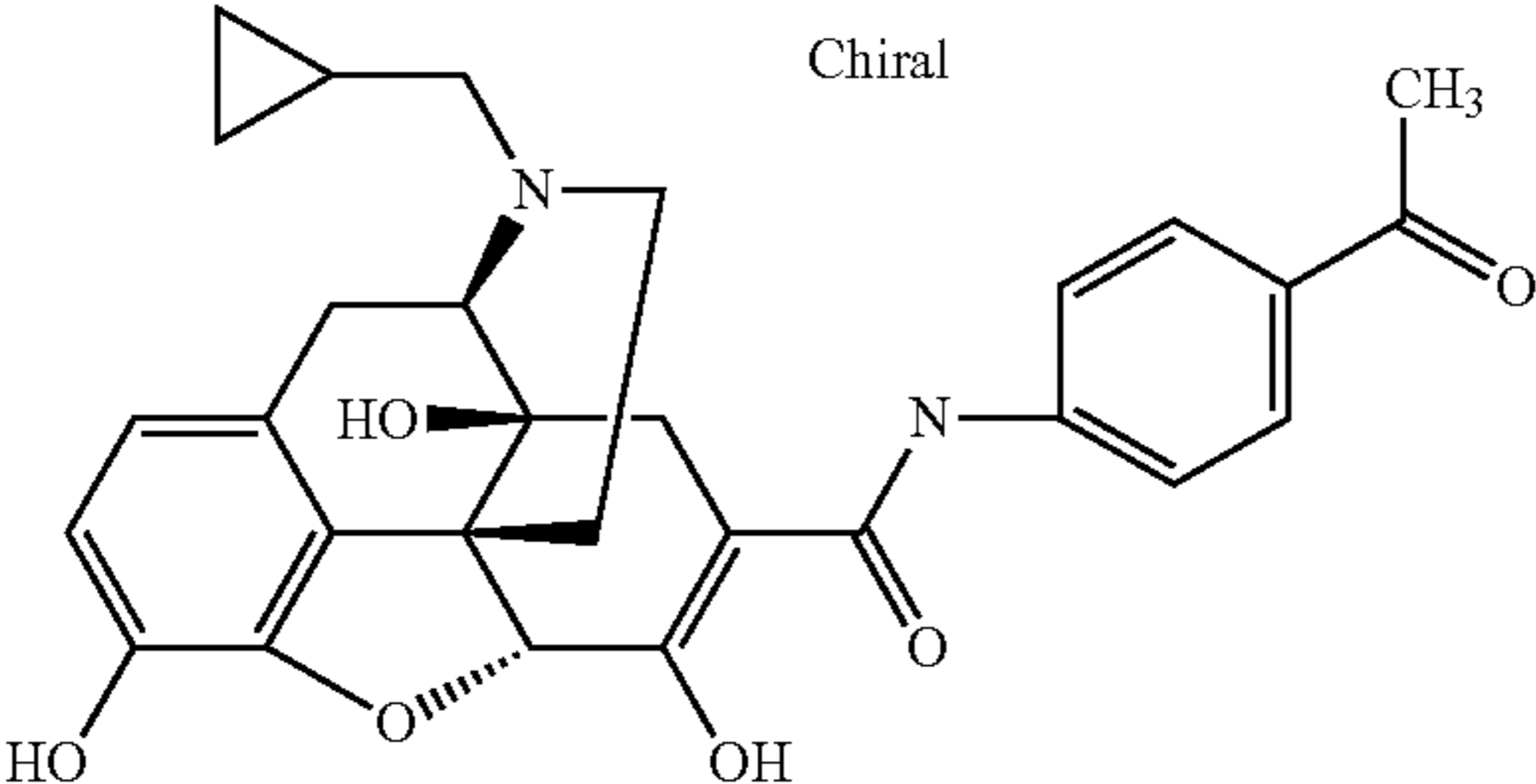
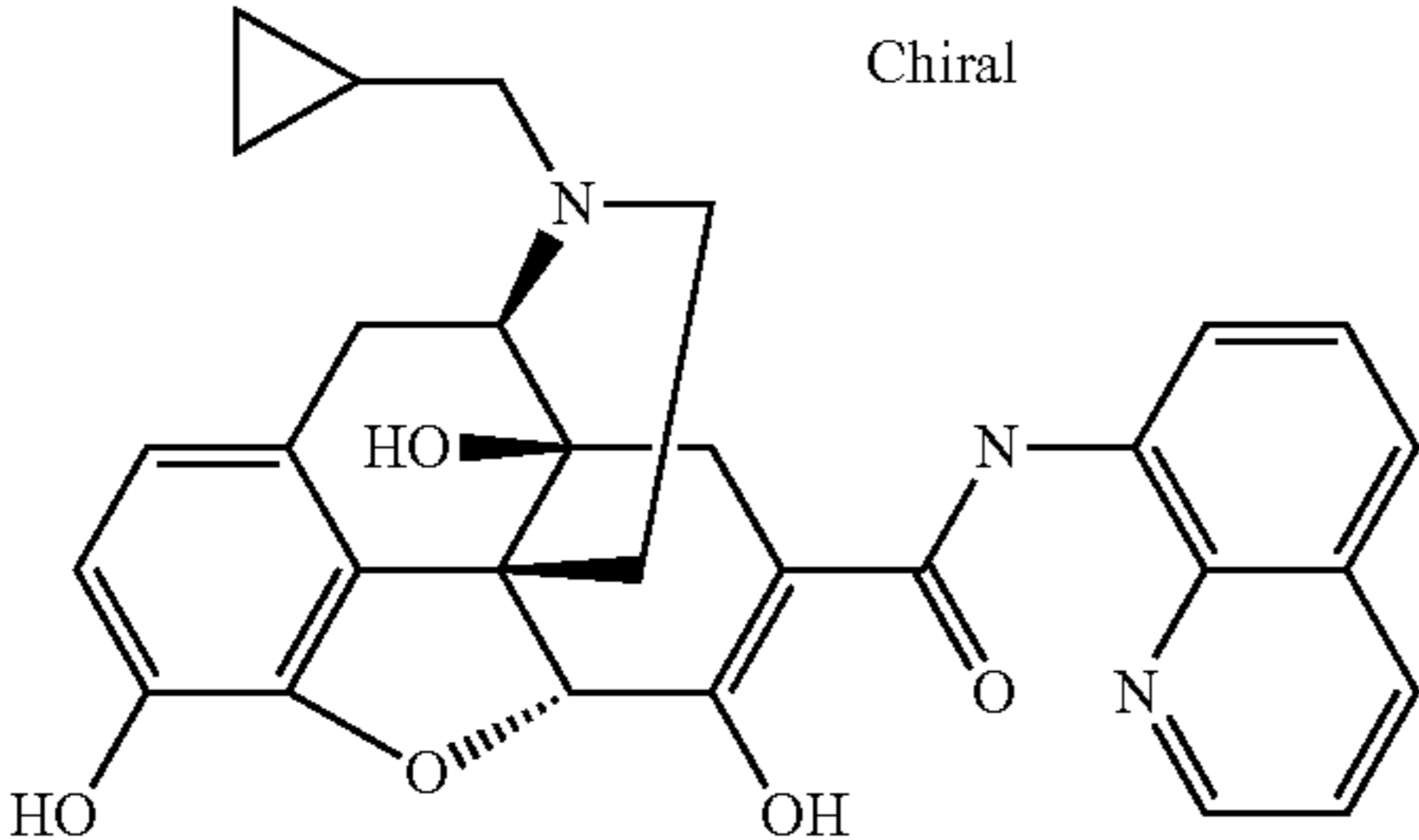
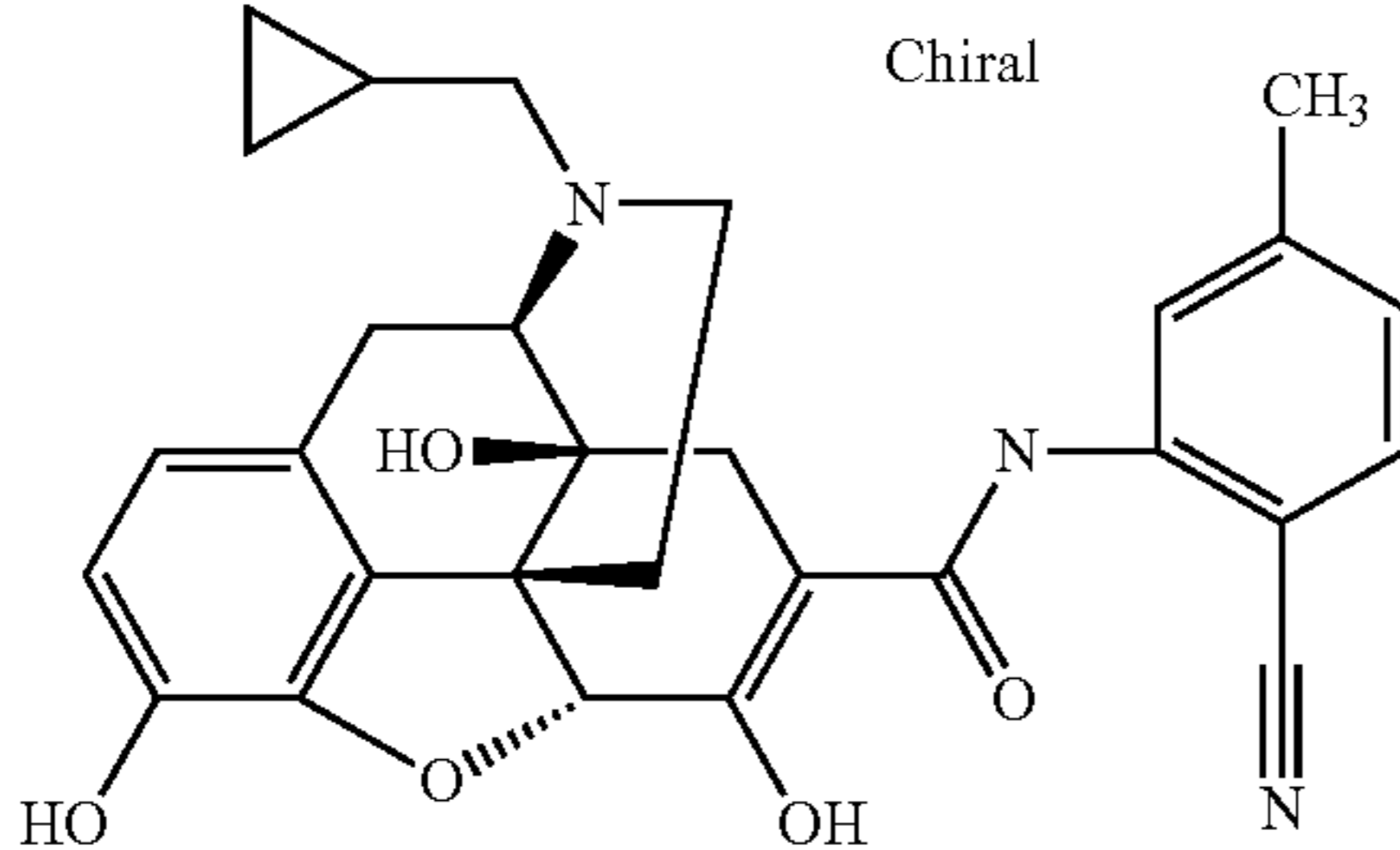
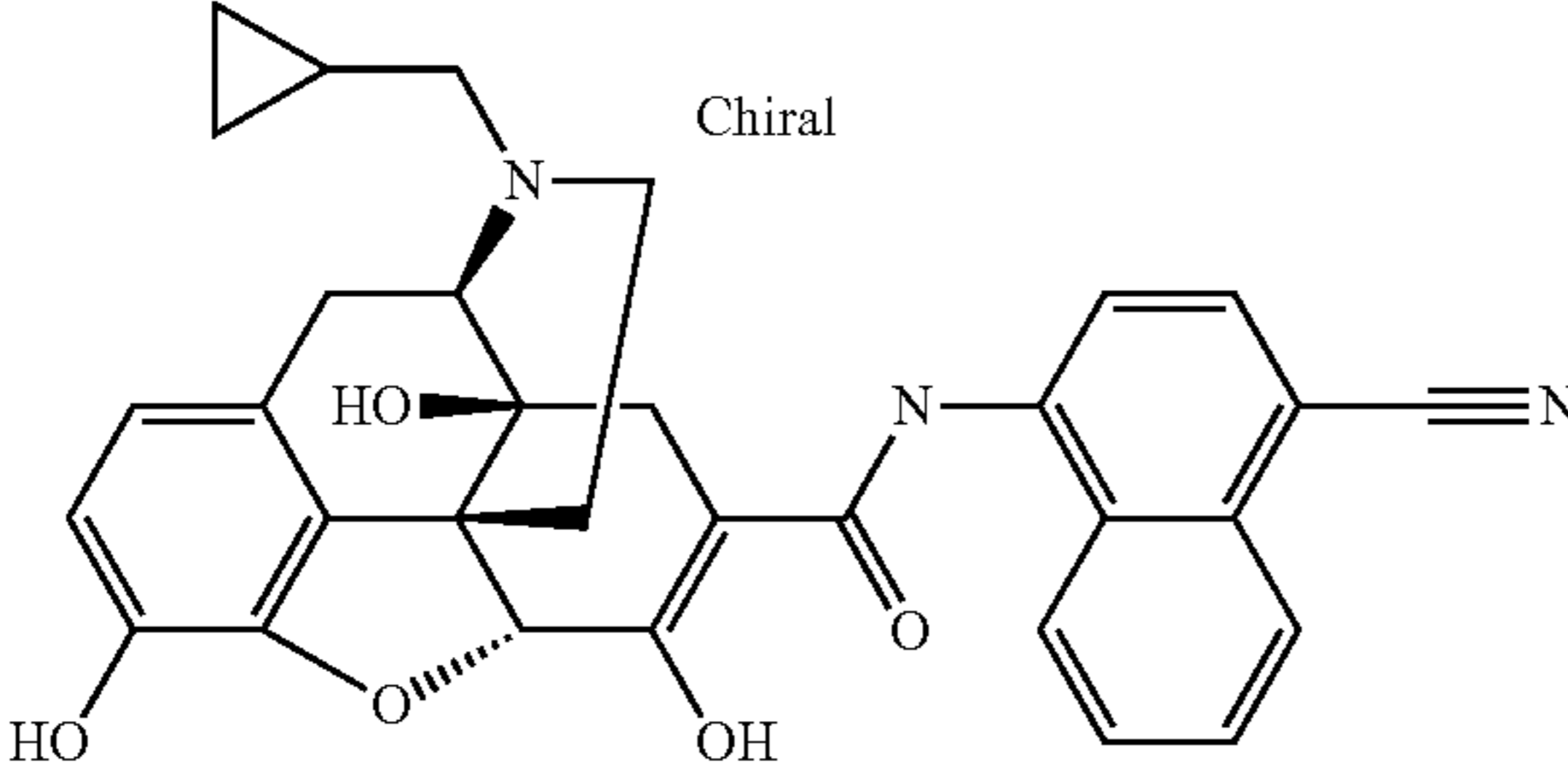
Compound No.	Chemical structure	LC/MS* <sup>1</sup>	NMR (1H-NMR (d <sub>6</sub> -DMSO) δ)
I-211	<p>Chiral</p> 	m/z 503 [M + H] <sup>+</sup> 1.33 min**	
I-212	<p>Chiral</p> 	m/z 512 [M + H] <sup>+</sup> 1.67 min**	
I-213	<p>Chiral</p> 	m/z 500 [M + H] <sup>+</sup> 1.41 min**	
I-214	<p>Chiral</p> 	m/z 536 [M + H] <sup>+</sup> 1.69 min**	

TABLE 55

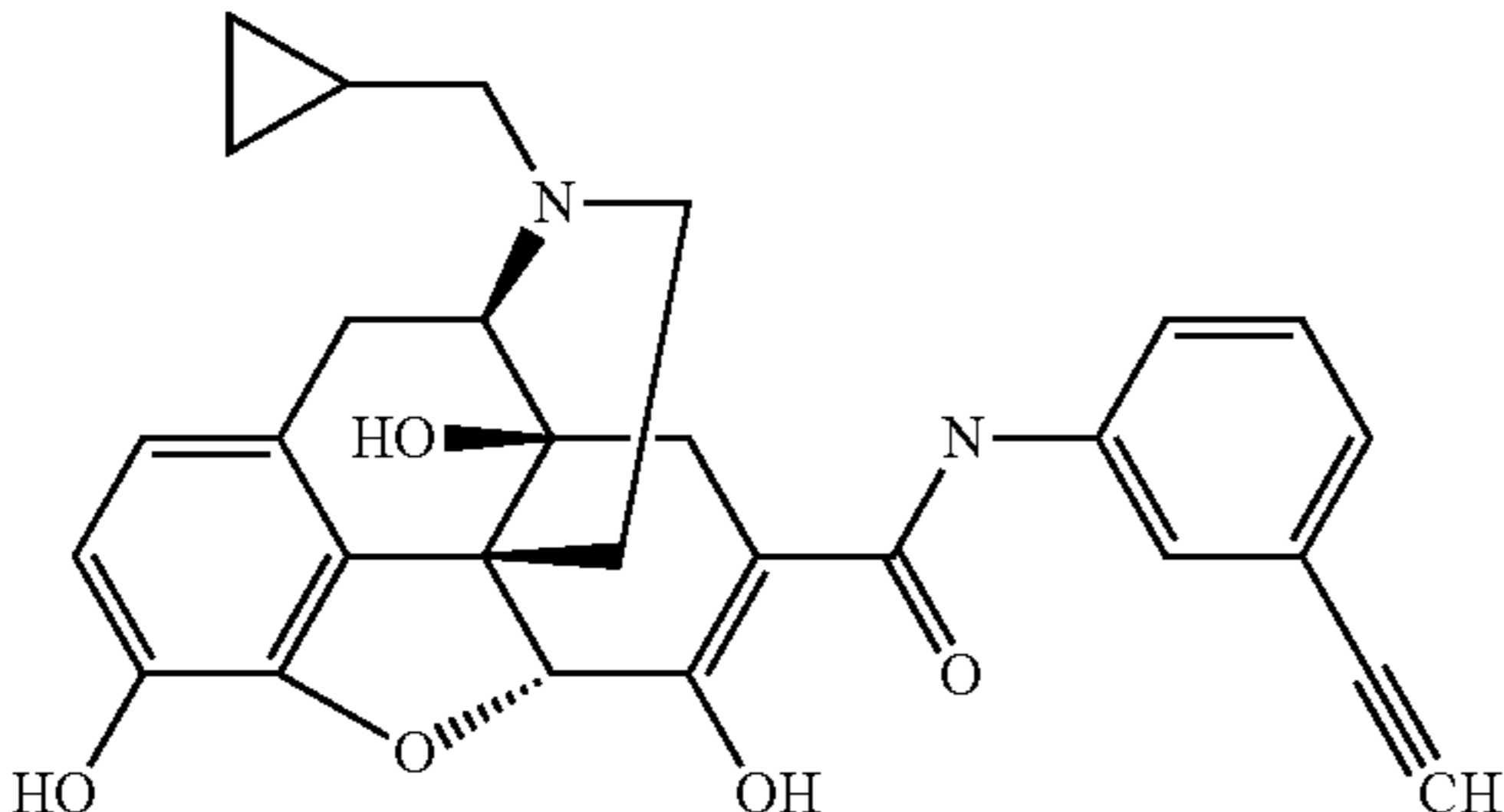
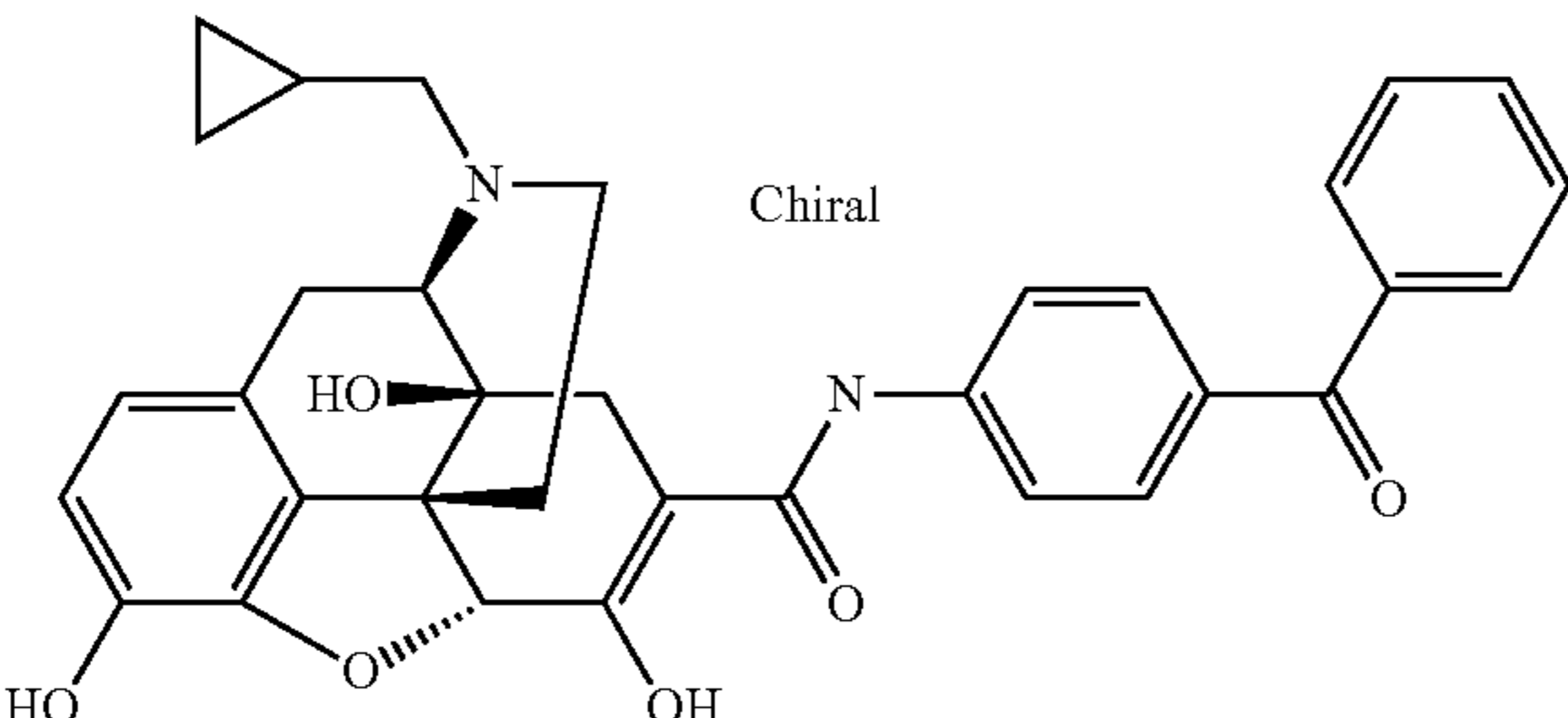
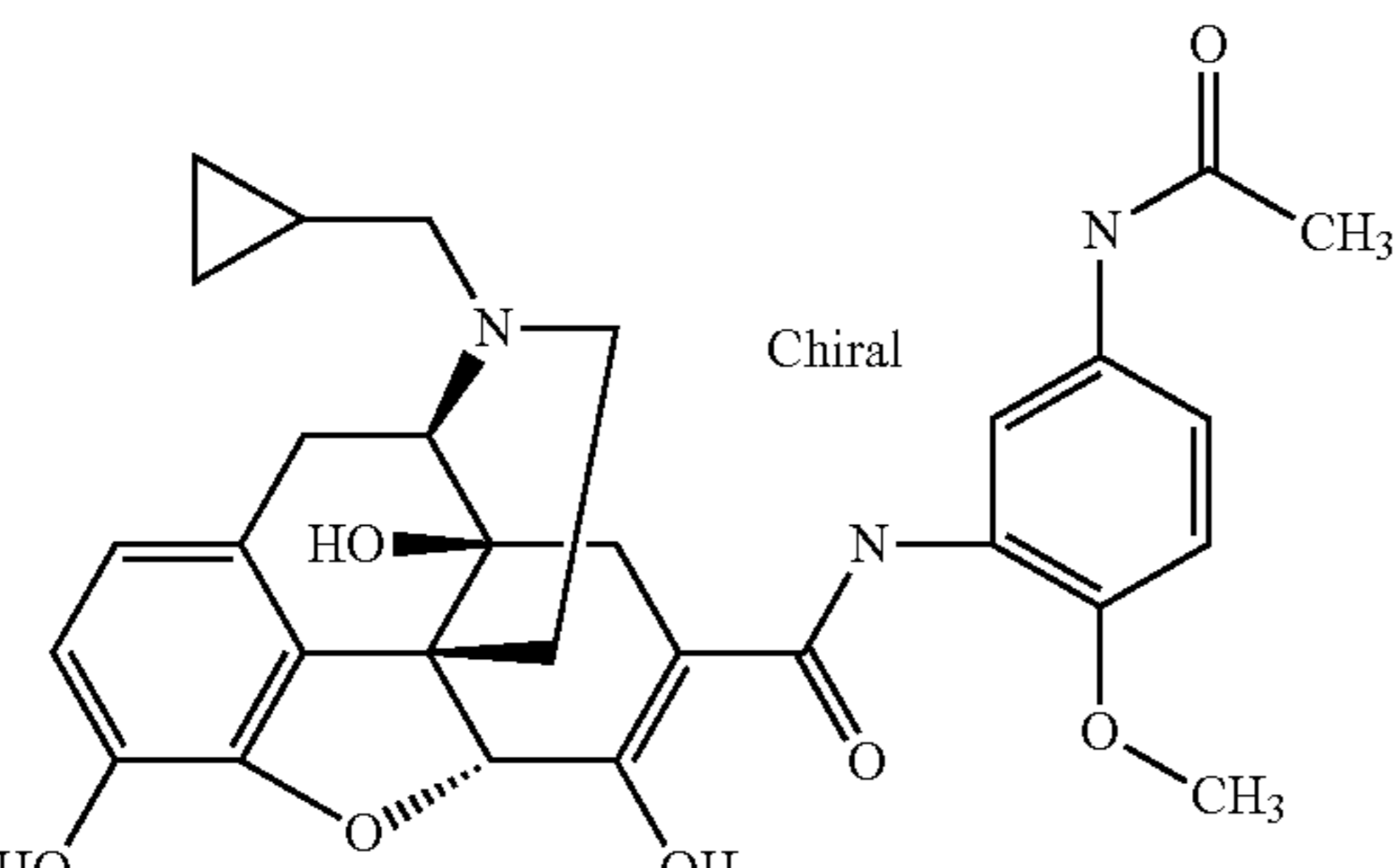
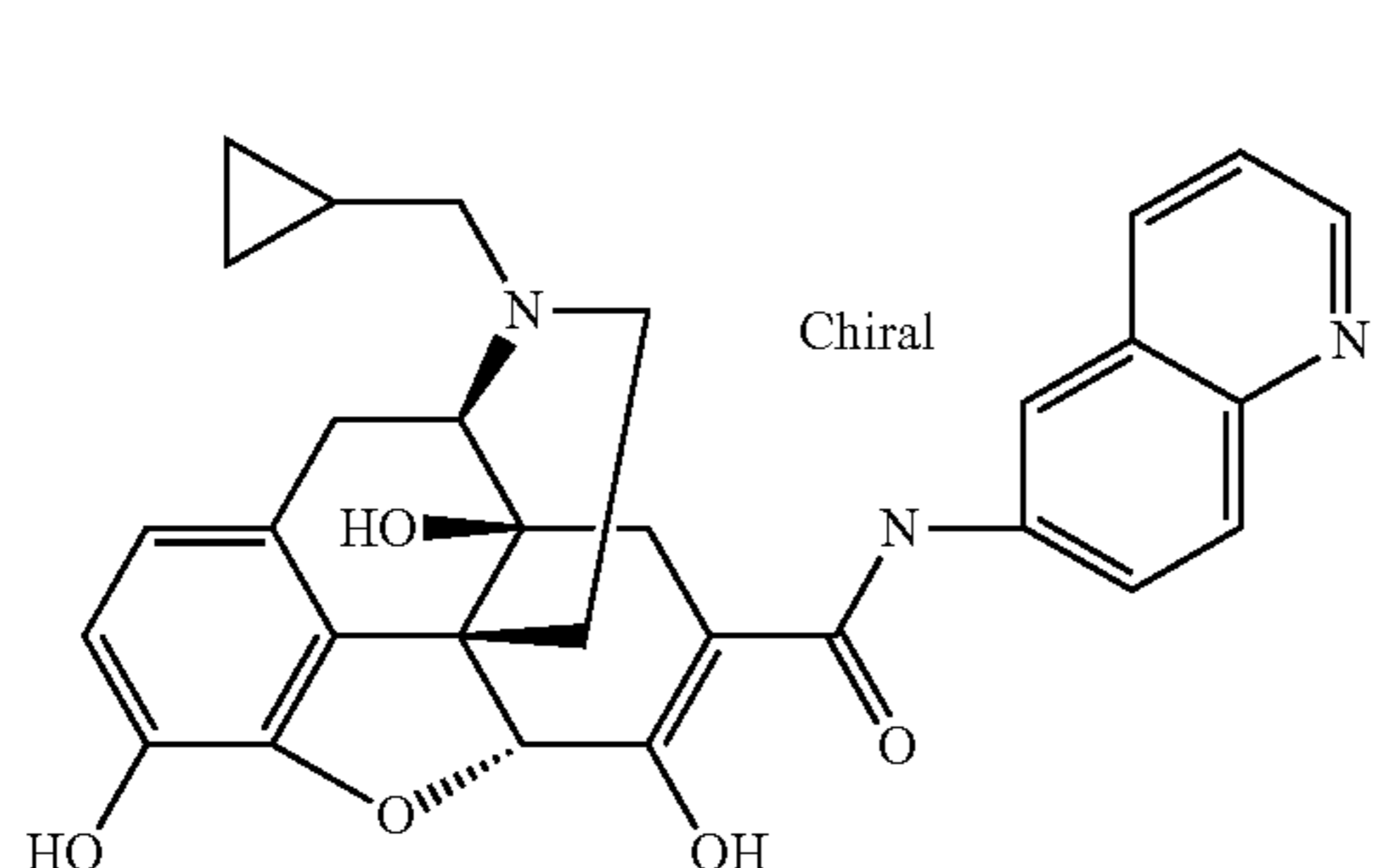
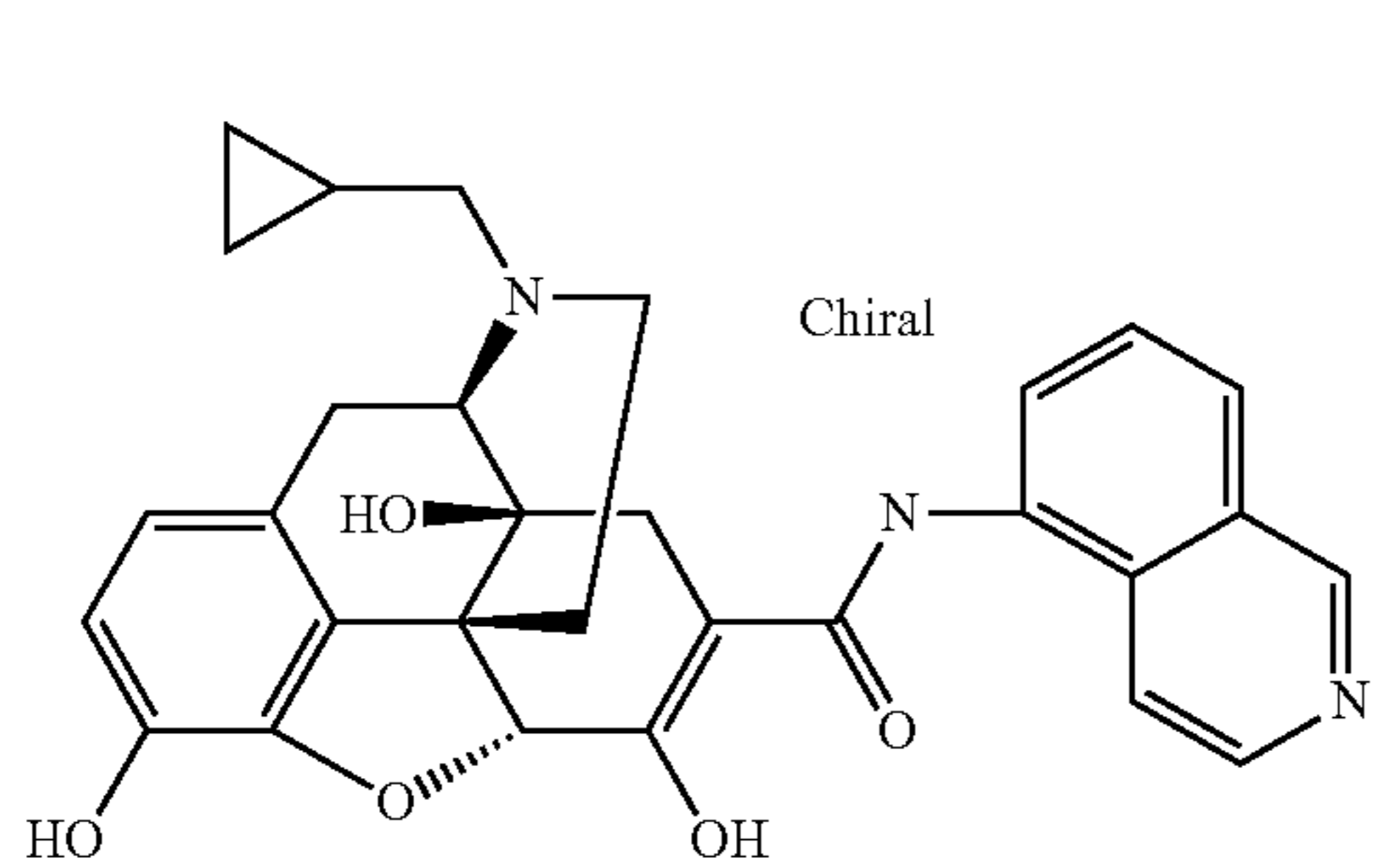
Compound No.	Chemical structure	LC/MS* <sup>1</sup> NMR (1H-NMR (d6-DMSO) $\delta$ )
I-215		m/z 485 [M + H] <sup>+</sup> 1.60 min**
I-216		m/z 565 [M + H] <sup>+</sup> 1.82 min**
I-217		m/z 548 [M + H] <sup>+</sup> 1.17 min**
I-218		m/z 512 [M + H] <sup>+</sup> 0.95 min**
I-219		m/z 512 [M + H] <sup>+</sup> 1.66 min**

TABLE 55-continued

Compound No.	Chemical structure	LC/MS* <sup>1</sup>	NMR (1H-NMR (d6-DMSO) $\delta$ )
I-220	<p>Chiral</p>	m/z 525 [M + H] <sup>+</sup> 1.60 min**	
I-221	<p>Chiral</p>	m/z 521 [M + H] <sup>+</sup> 1.35 min**	

TABLE 56

Compound No.	Chemical structure	LC/MS* <sup>1</sup>	NMR (1H-NMR (d6-DMSO) $\delta$ )
I-222	<p>Chiral</p>	m/z 509 [M + H] <sup>+</sup> 1.57 min**	
I-223	<p>Chiral</p>	m/z 479 [M + H] <sup>+</sup> 1.50 min**	
I-224	<p>Chiral</p>	m/z 555 [M + H] <sup>+</sup> 1.76 min**	

TABLE 56-continued

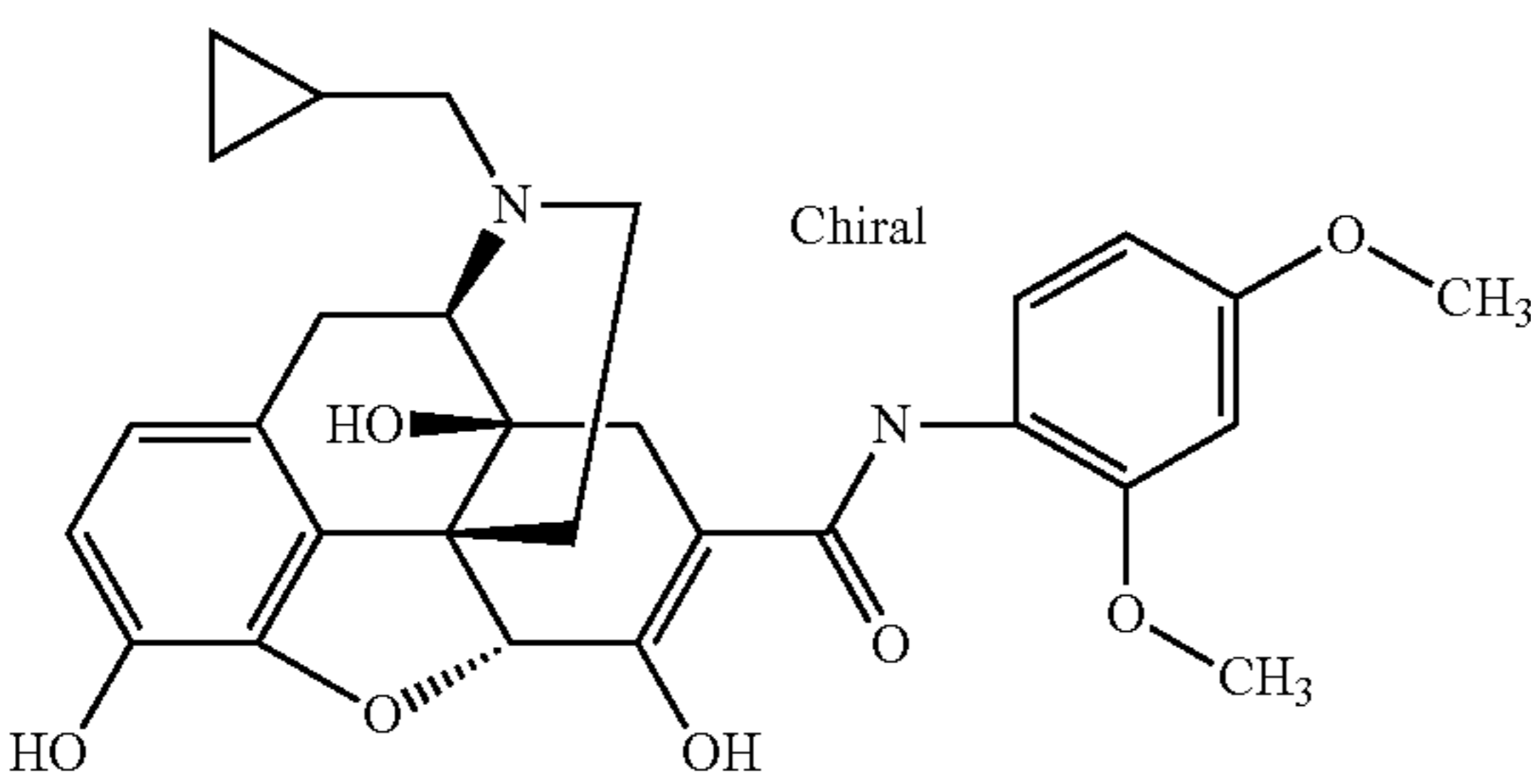
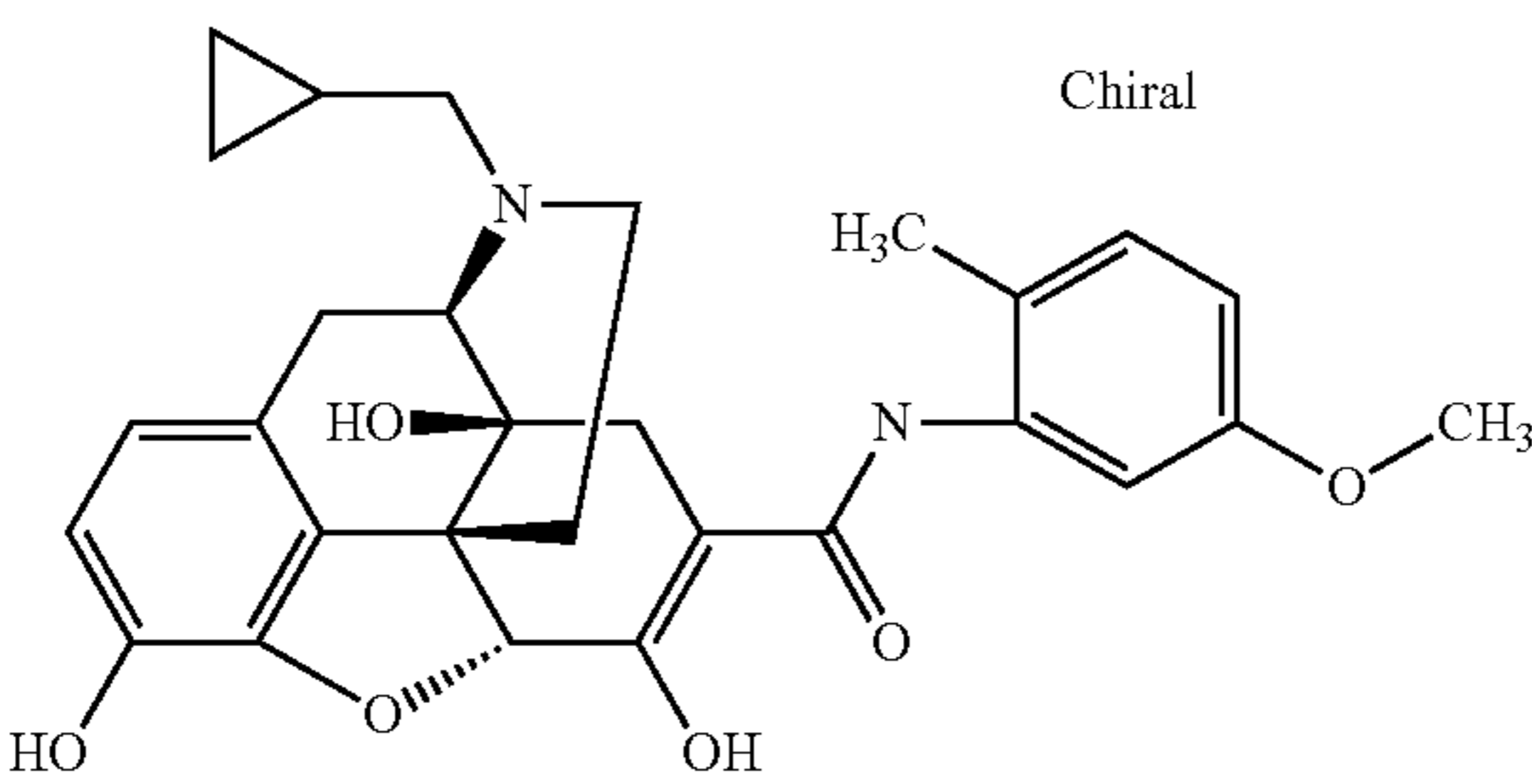
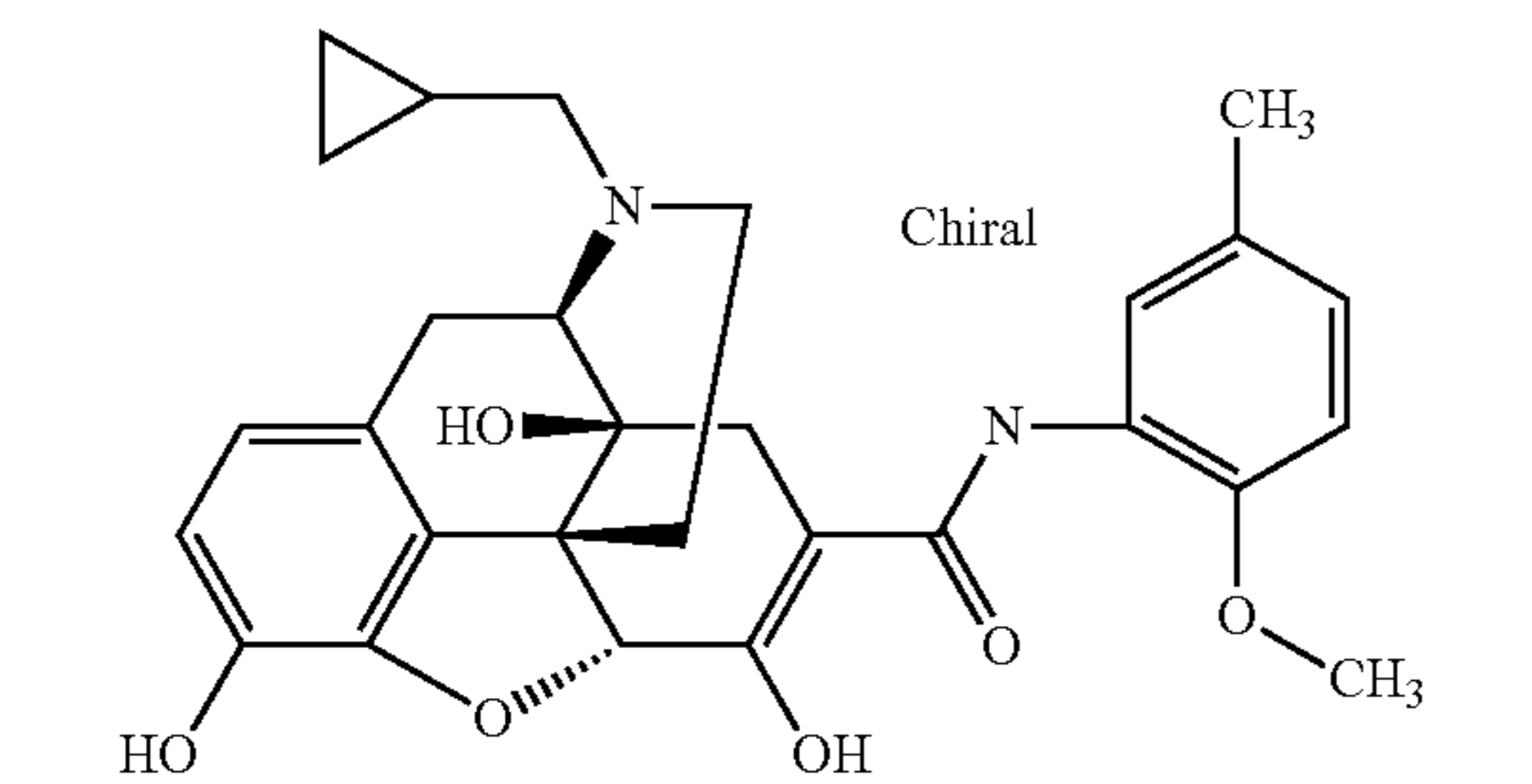
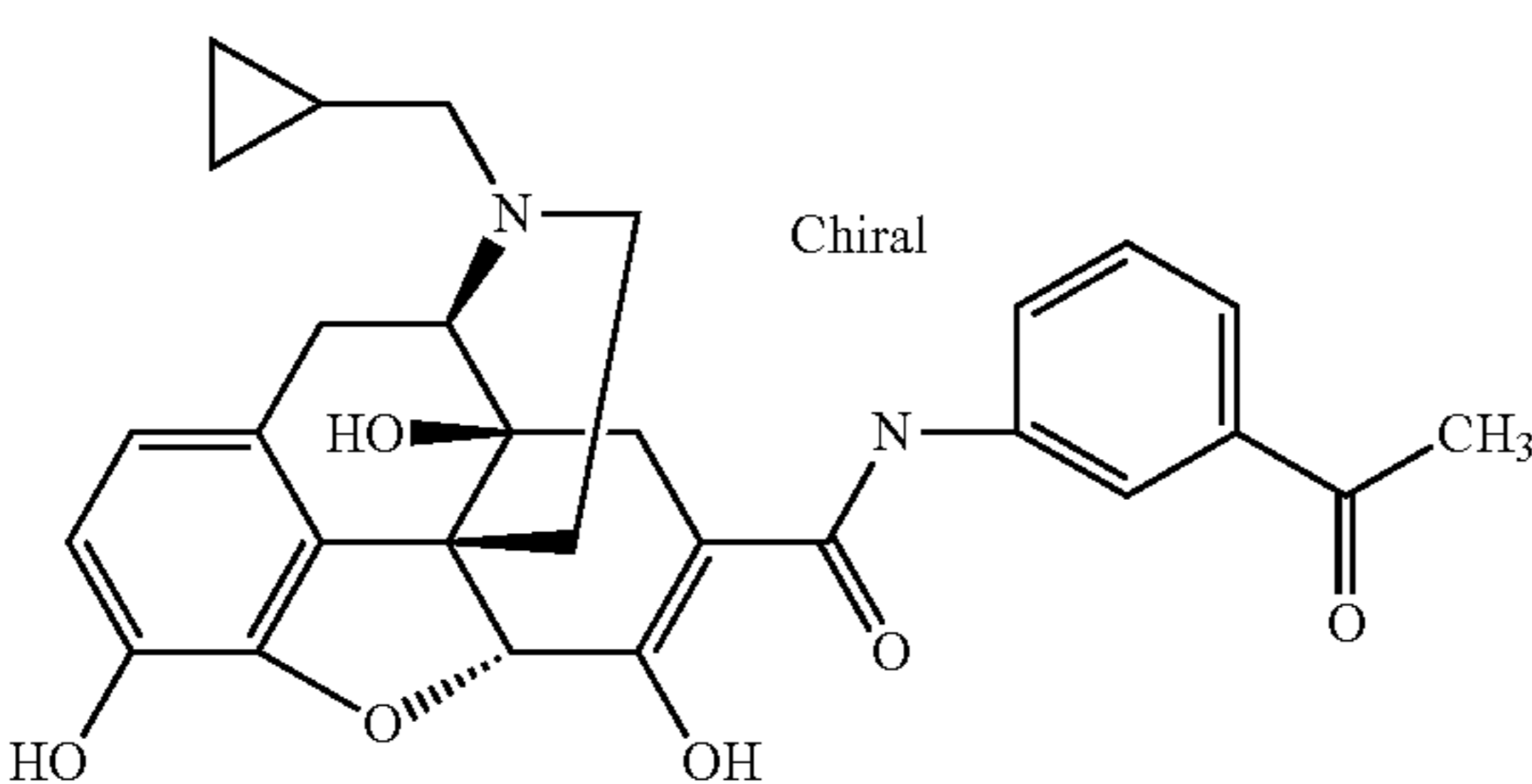
Compound No.	Chemical structure	LC/MS*1	NMR (1H-NMR (d6-DMSO) $\delta$ )
I-225		m/z 519 [M + H] <sup>+</sup> 1.67 min**	
I-226		m/z 505 [M + H] <sup>+</sup> 1.53 min**	
I-227		m/z 505 [M + H] <sup>+</sup> 1.64 min**	
I-228		m/z 503 [M + H] <sup>+</sup> 1.38 min**	

TABLE 57

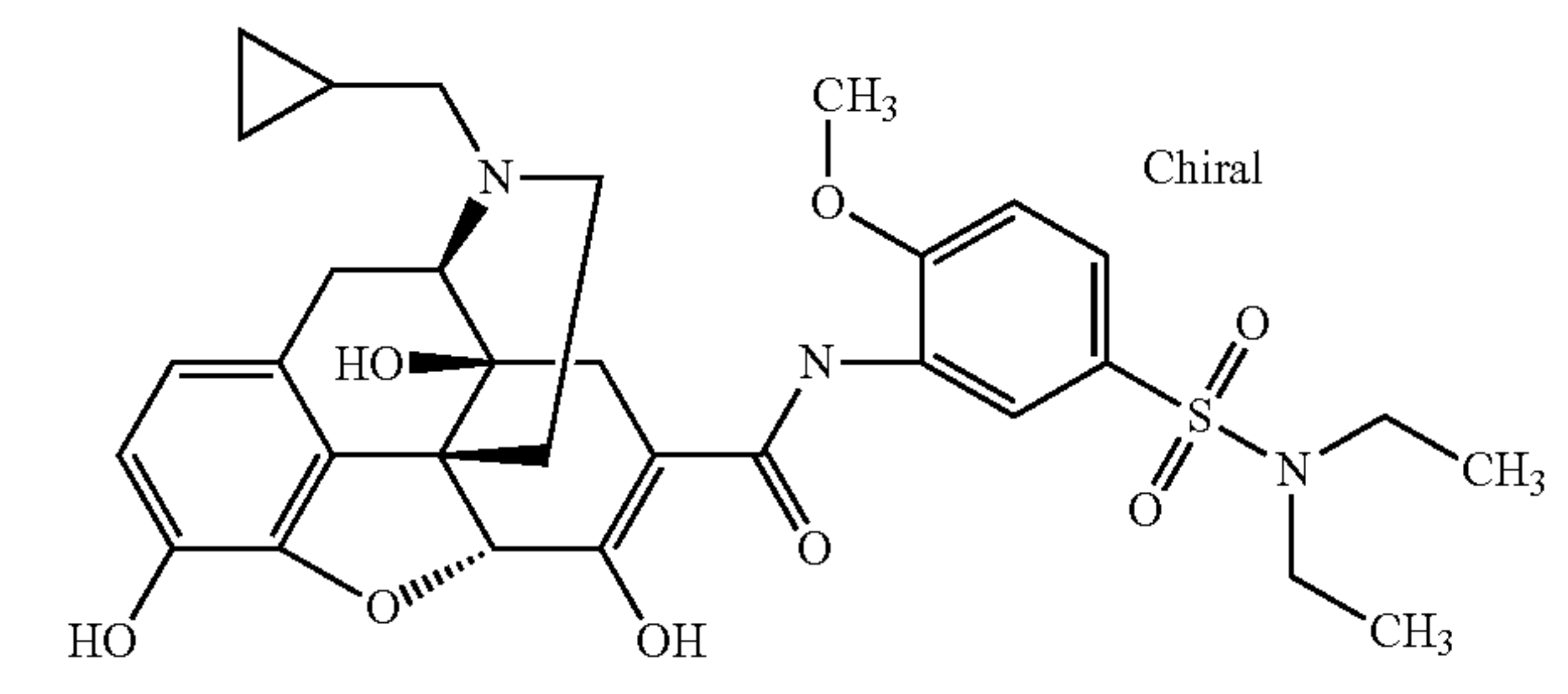
Compound No.	Chemical structure	LC/MS*1	NMR (1H-NMR (d6-DMSO) $\delta$ )
I-229		m/z 626 [M + H] <sup>+</sup> 1.74 min**	

TABLE 57-continued

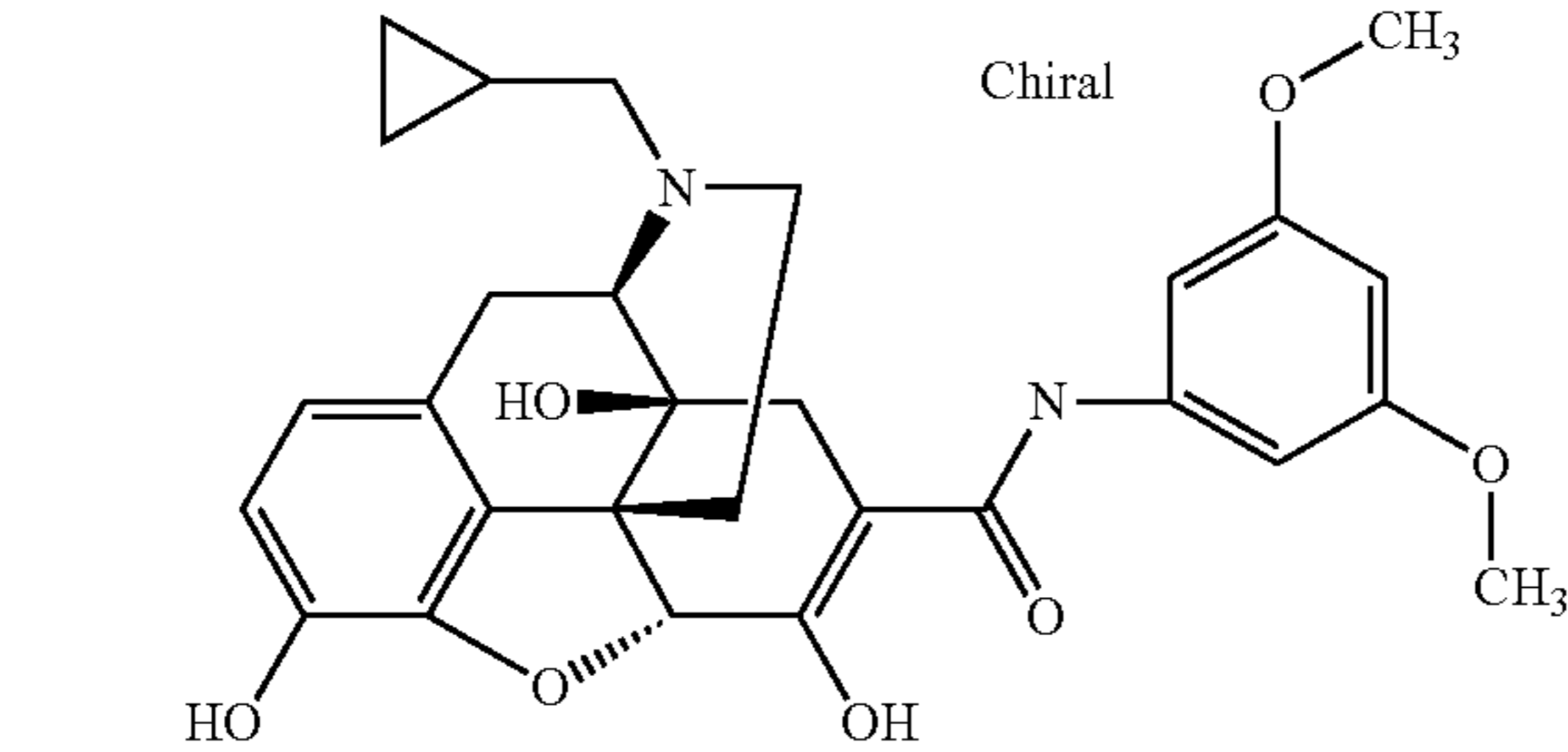
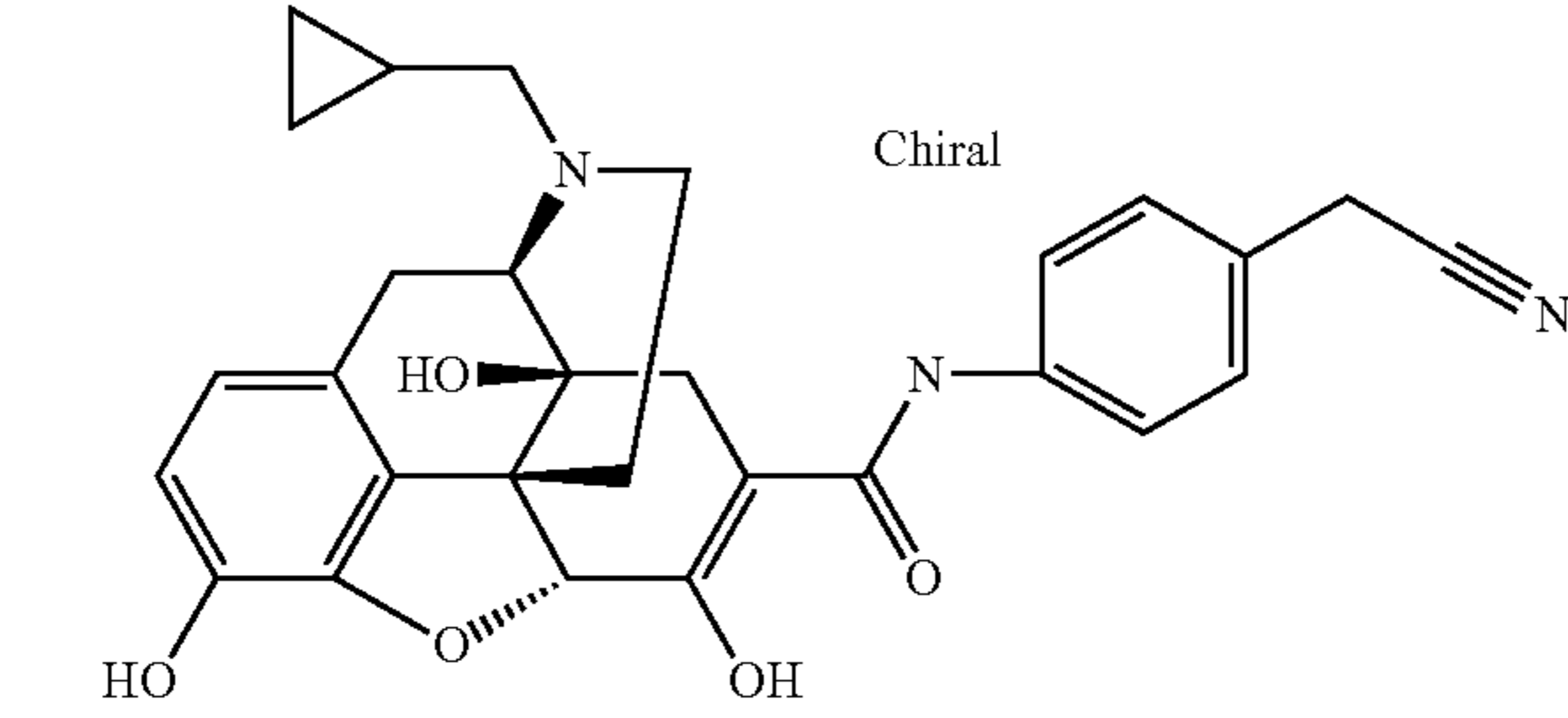
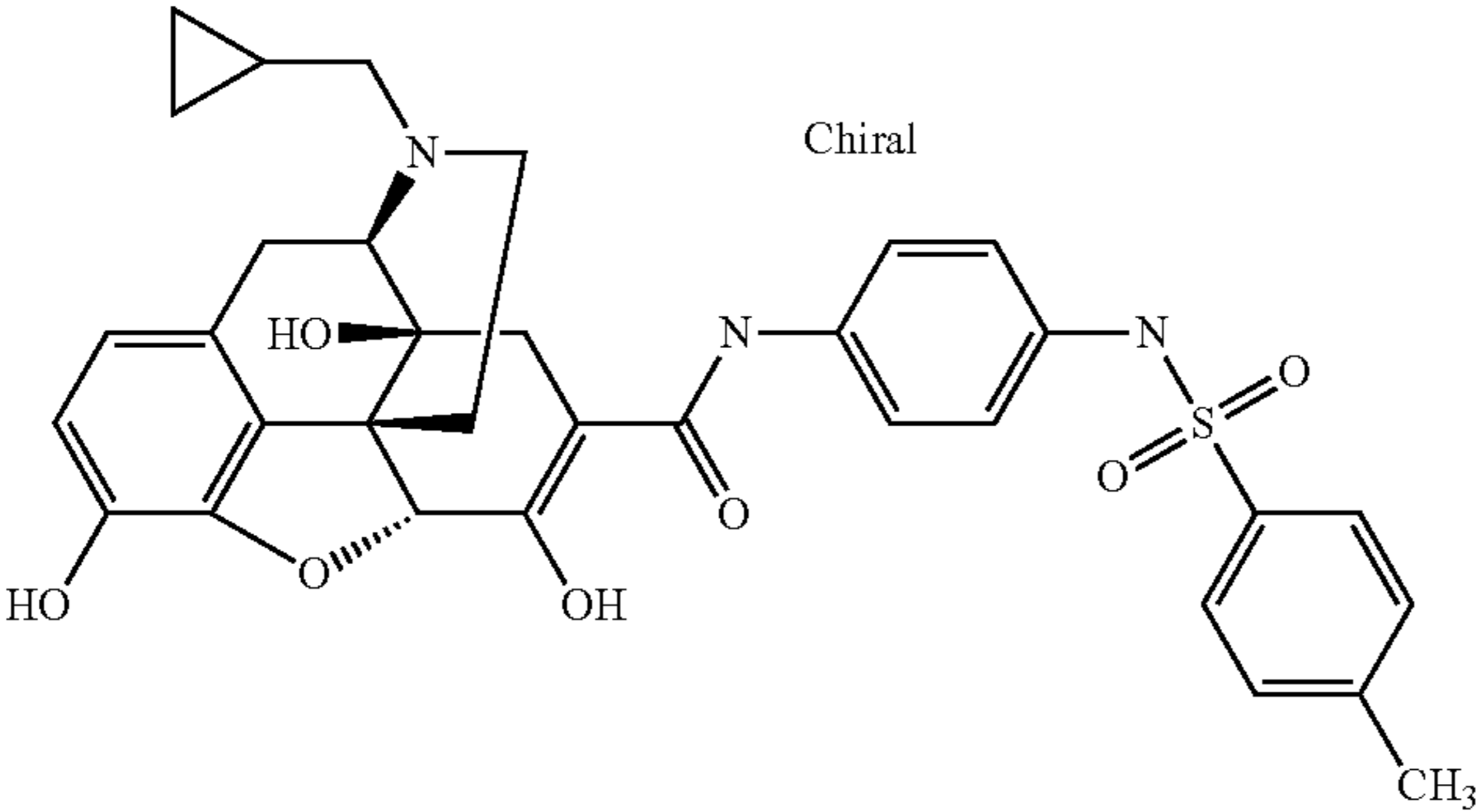
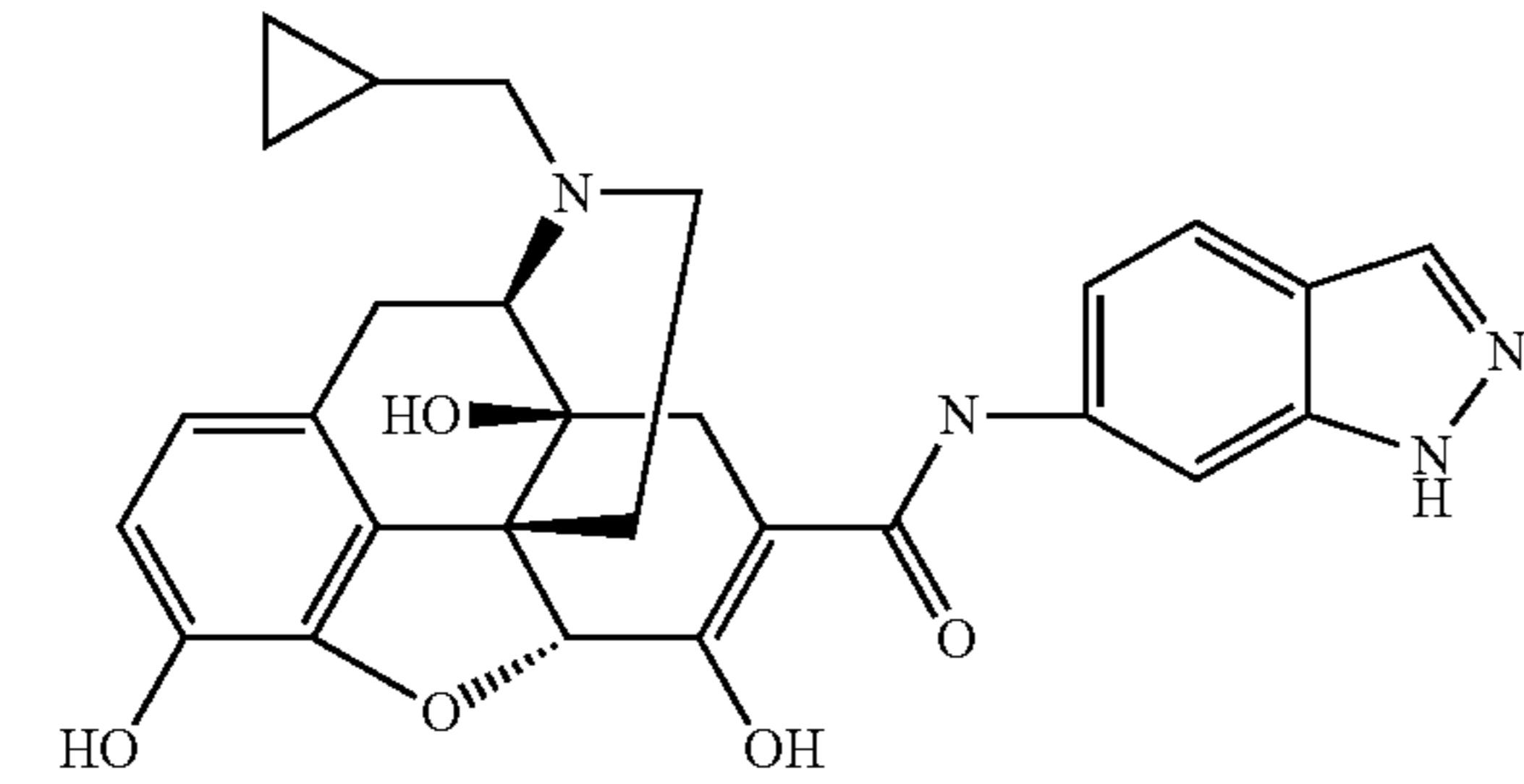
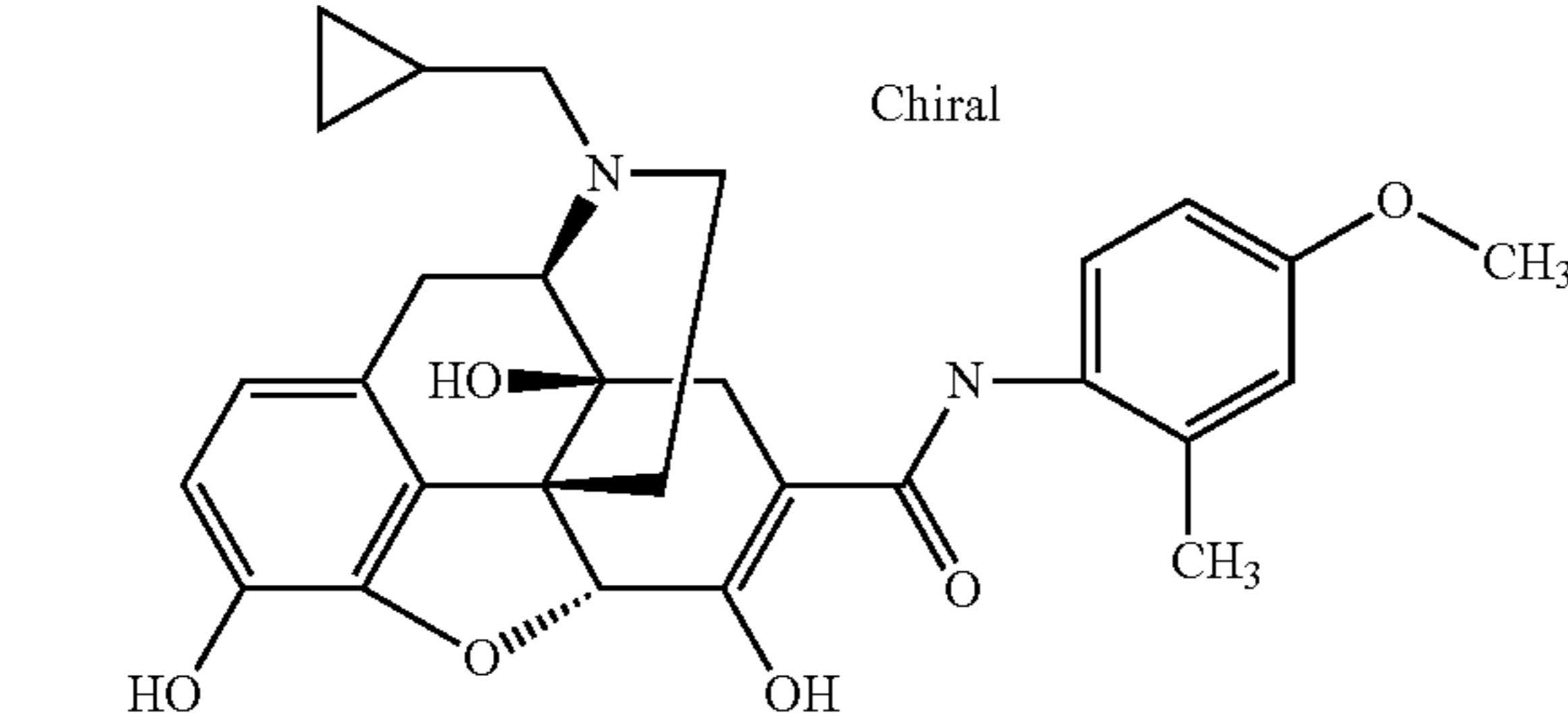
Compound No.	Chemical structure	LC/MS* <sup>1</sup>	NMR (1H-NMR (d <sub>6</sub> -DMSO) δ)
I-231	 <p>Chiral</p>	m/z 521 [M + H] <sup>+</sup> 1.56 min**	
I-231	 <p>Chiral</p>	m/z 500 [M + H] <sup>+</sup> 1.40 min**	
I-232	 <p>Chiral</p>	m/z 630 [M + H] <sup>+</sup> 1.72 min**	
I-233	 <p>Chiral</p>	m/z 501 [M + H] <sup>+</sup> 1.25 min**	
I-234	 <p>Chiral</p>	m/z 505 [M + H] <sup>+</sup> 1.46 min**	

TABLE 57-continued

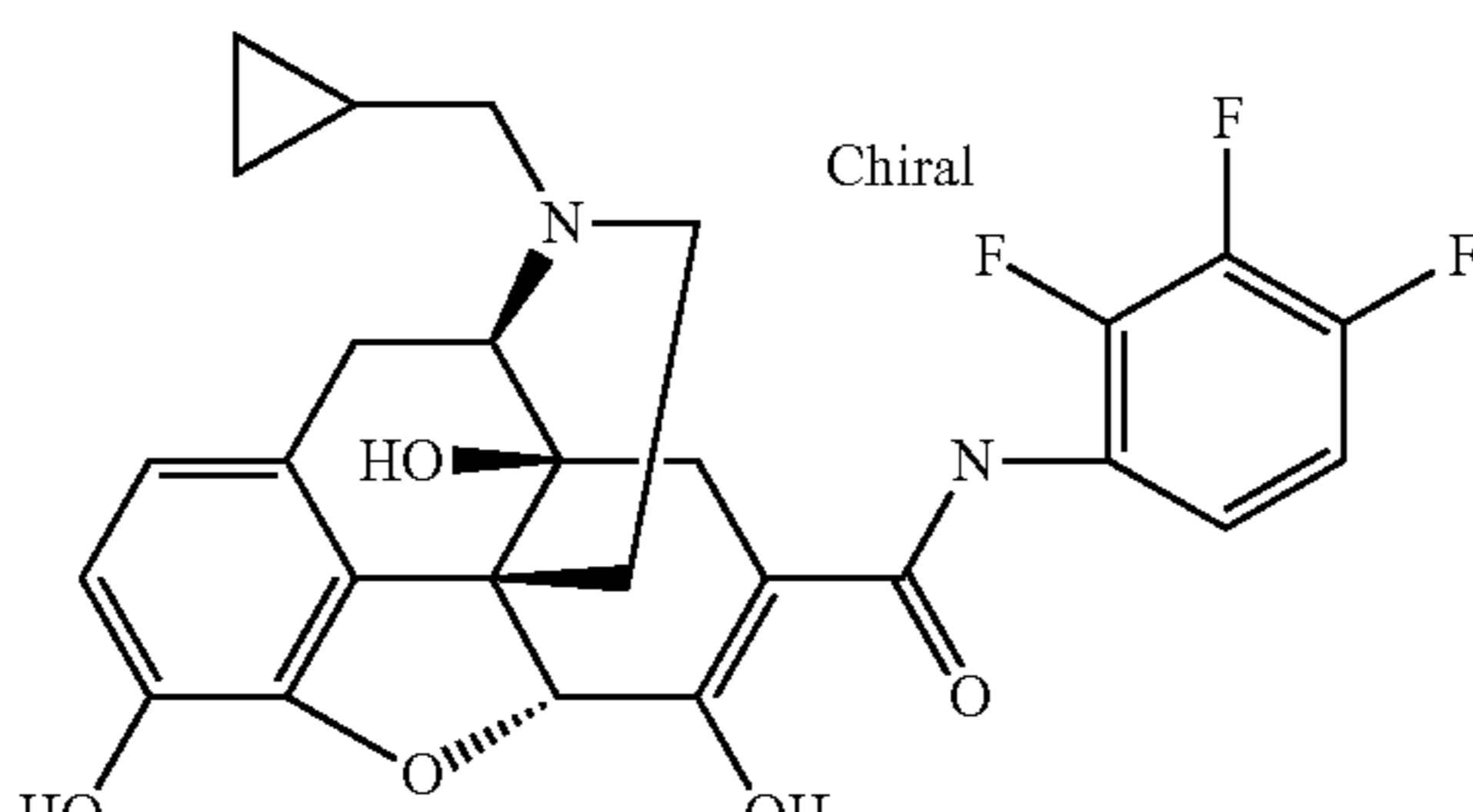
Compound No.	Chemical structure	LC/MS* <sup>1</sup>	NMR (1H-NMR (d6-DMSO) $\delta$ )
I-235	 <p>Chiral</p>	m/z 515 [M + H] <sup>+</sup> 1.56 min**	

TABLE 58

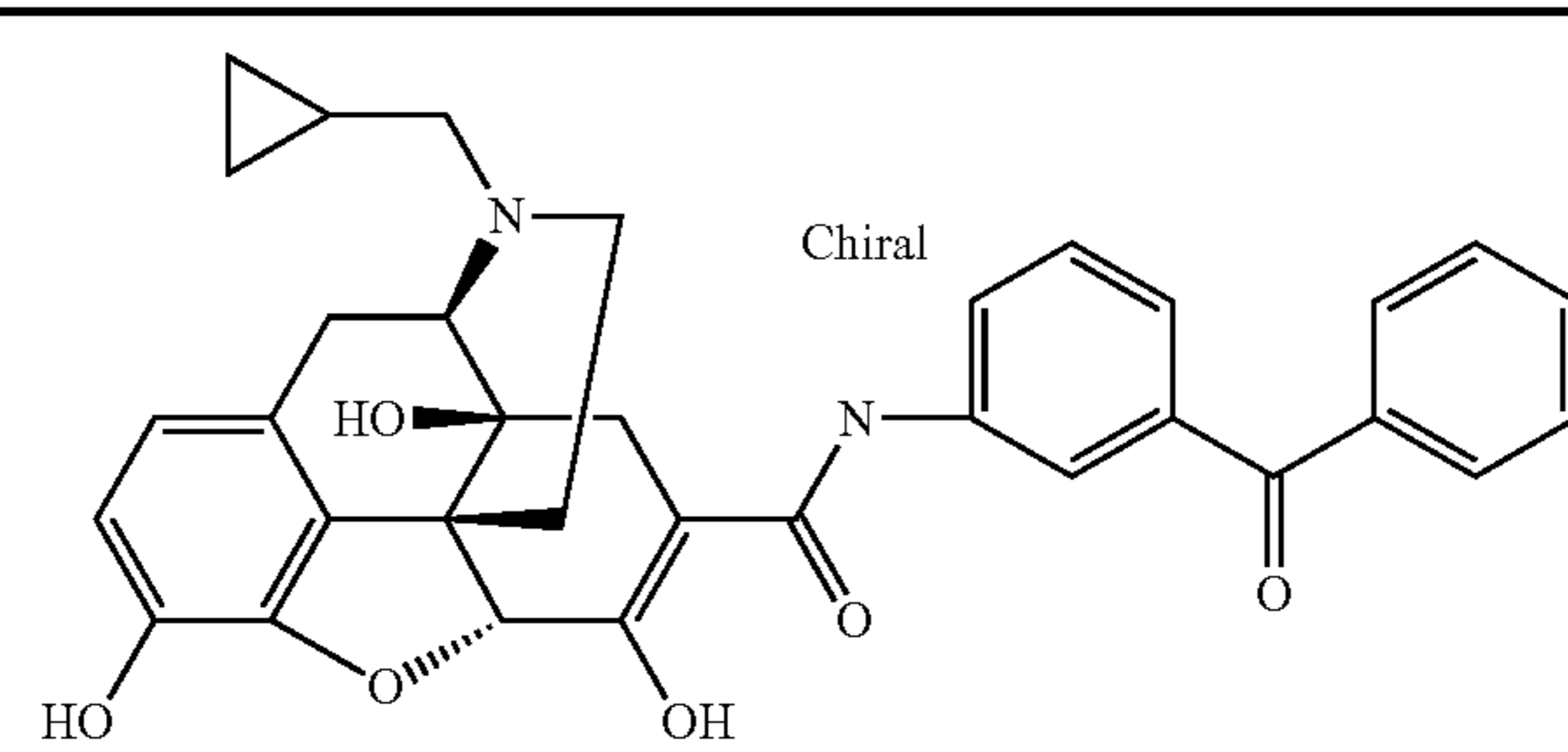
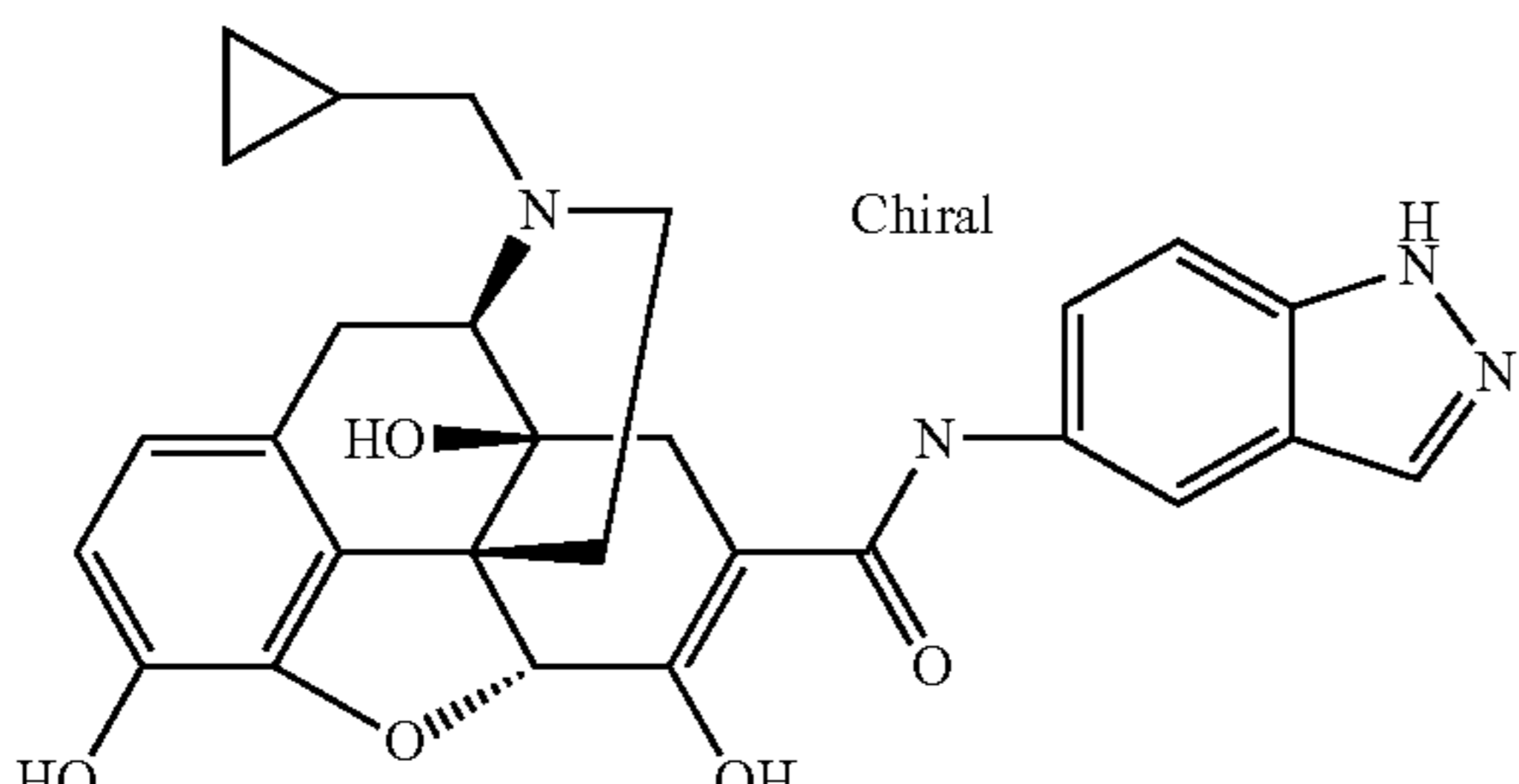
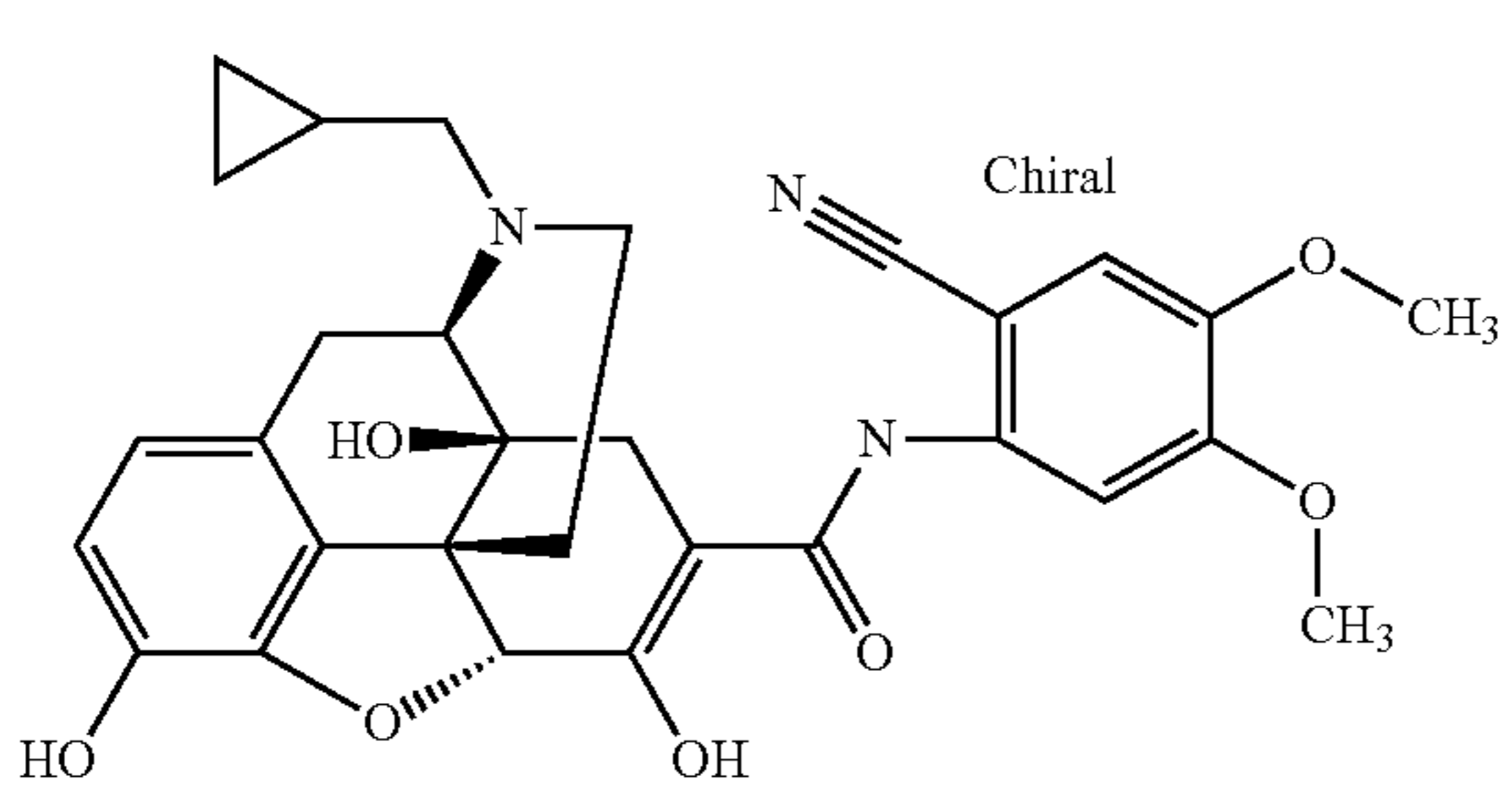
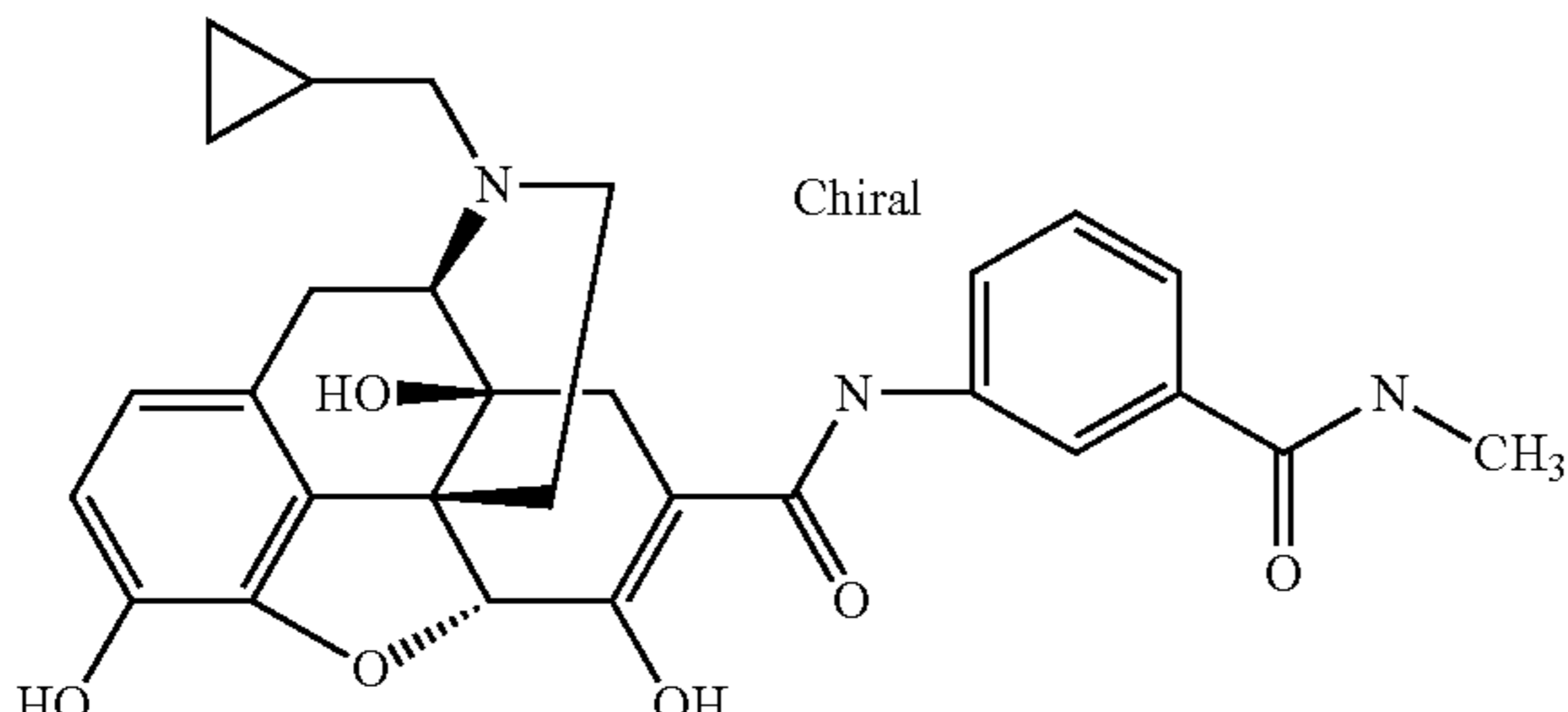
Compound No.	Chemical structure	LC/MS* <sup>1</sup>	NMR (1H-NMR (d6-DMSO) $\delta$ )
I-236	 <p>Chiral</p>	m/z 565 [M + H] <sup>+</sup> 1.77 min**	
I-237	 <p>Chiral</p>	m/z 501 [M + H] <sup>+</sup> 1.17 min**	
I-238	 <p>Chiral</p>	m/z 548 [M + H] <sup>+</sup> 1.29 min**	
I-239	 <p>Chiral</p>	m/z 518 [M + H] <sup>+</sup> 1.21 min**	

TABLE 58-continued

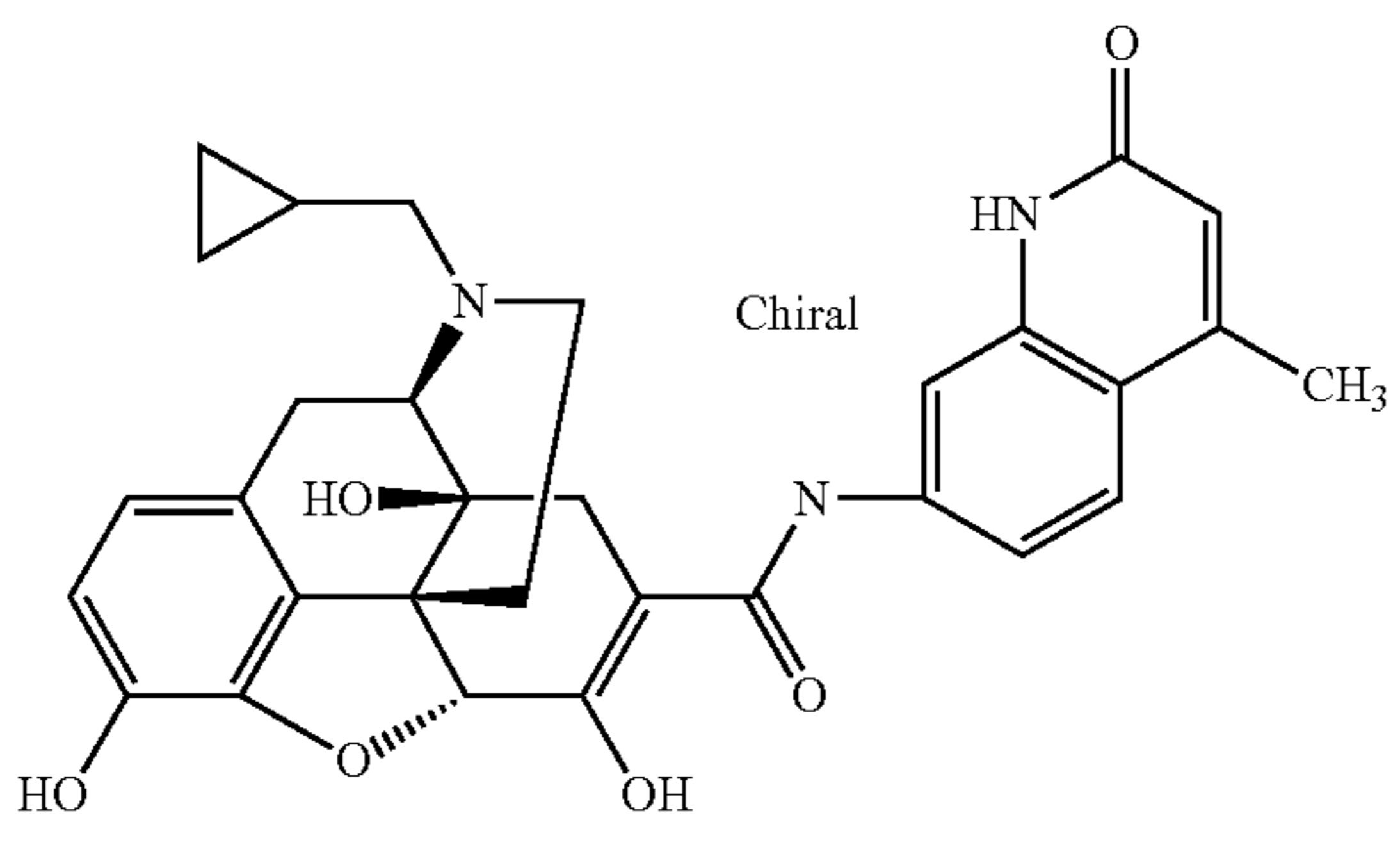
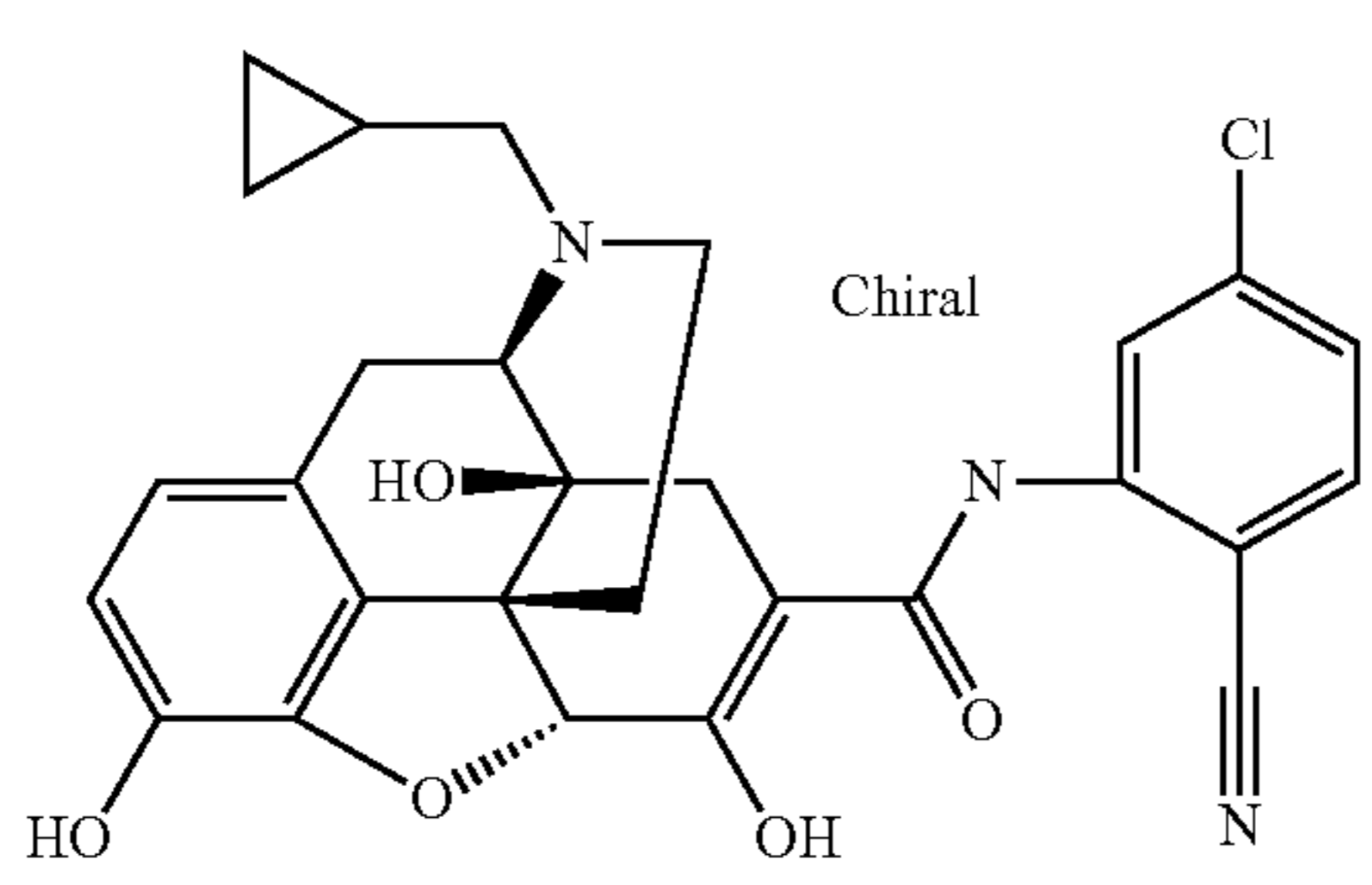
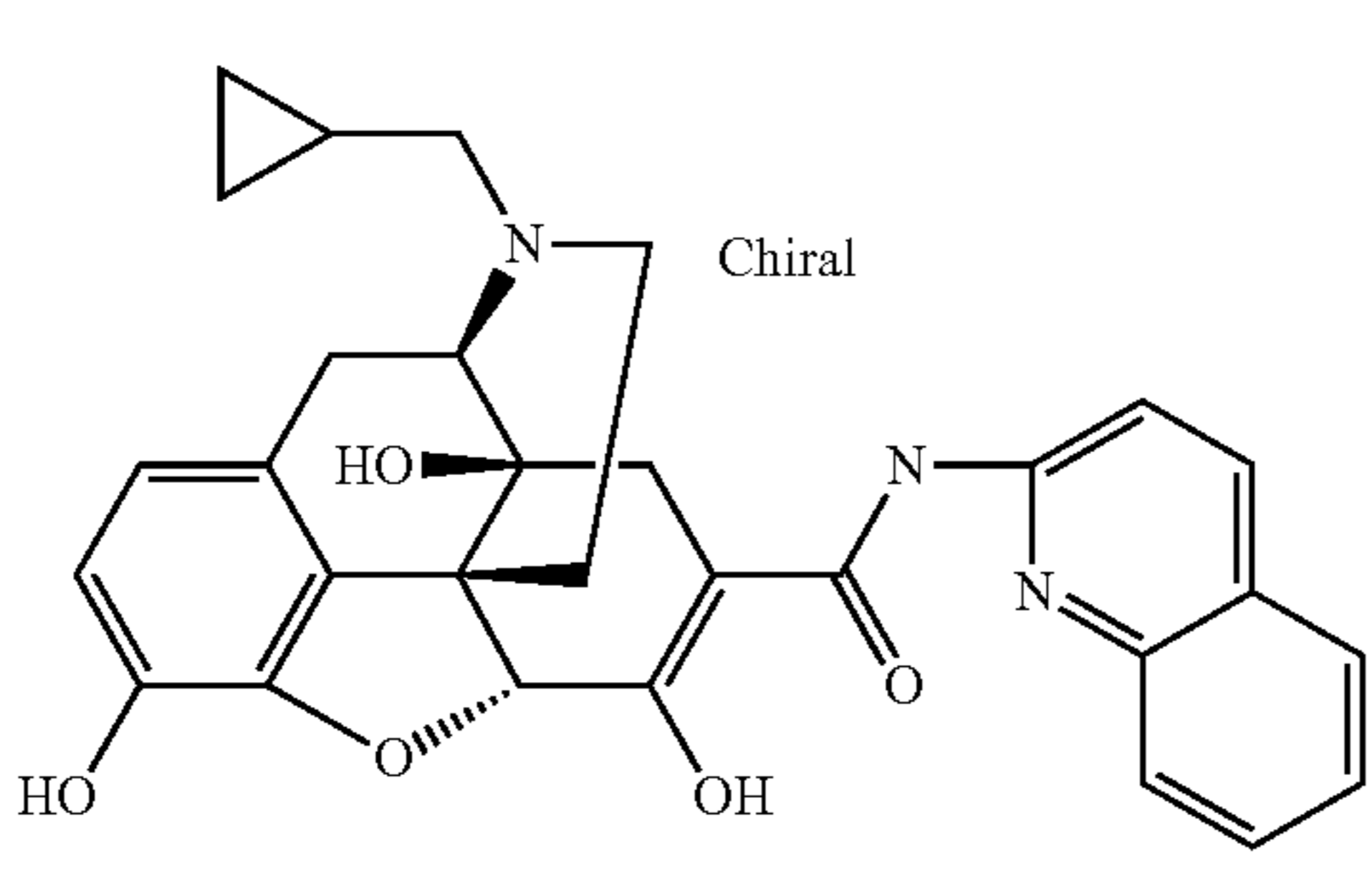
Compound No.	Chemical structure	LC/MS* <sup>1</sup>	NMR (1H-NMR (d6-DMSO) $\delta$ )
I-240	 <p>Chiral</p>	m/z 542 [M + H] <sup>+</sup> 1.31 min**	
I-241	 <p>Chiral</p>	m/z 520 [M + H] <sup>+</sup> 1.50 min**	
I-242	 <p>Chiral</p>		

TABLE 59

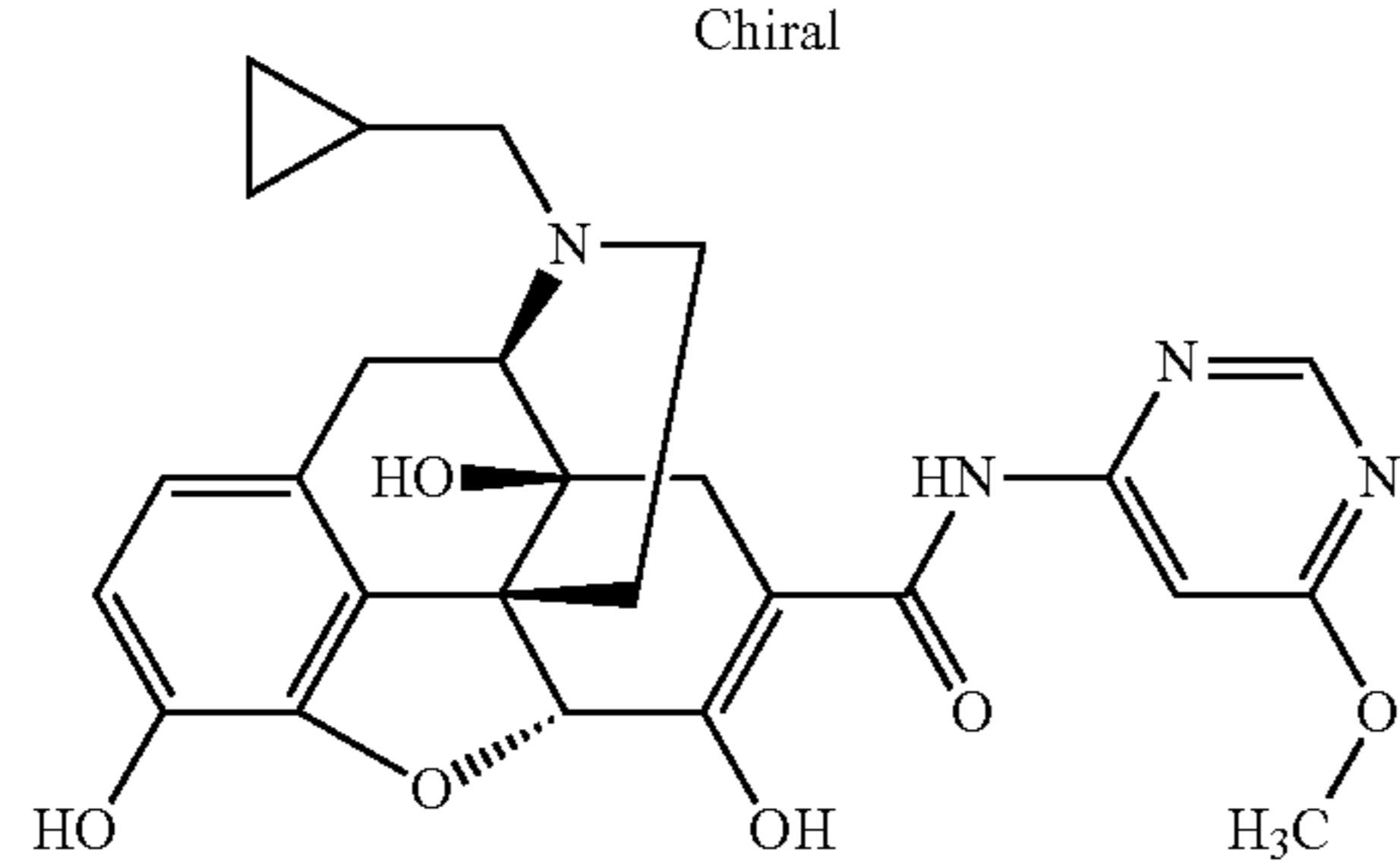
Compound No.	Chemical structure	LC/MS* <sup>1</sup>	NMR (1H-NMR (d6-DMSO) $\delta$ )
I-243	 <p>Chiral</p>	m/z 493 [M + H] <sup>+</sup> 1.05 min	



TABLE 59-continued

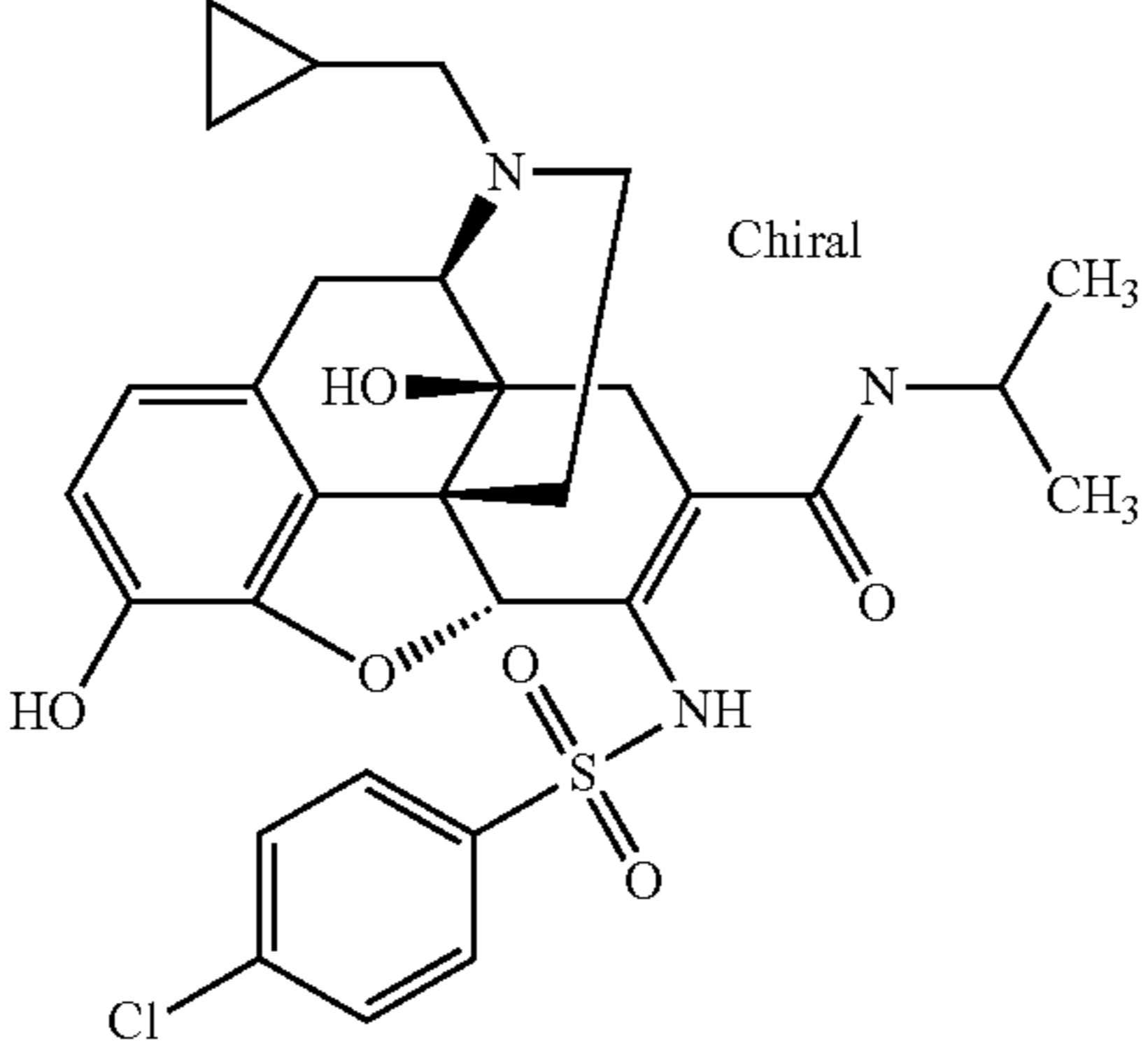
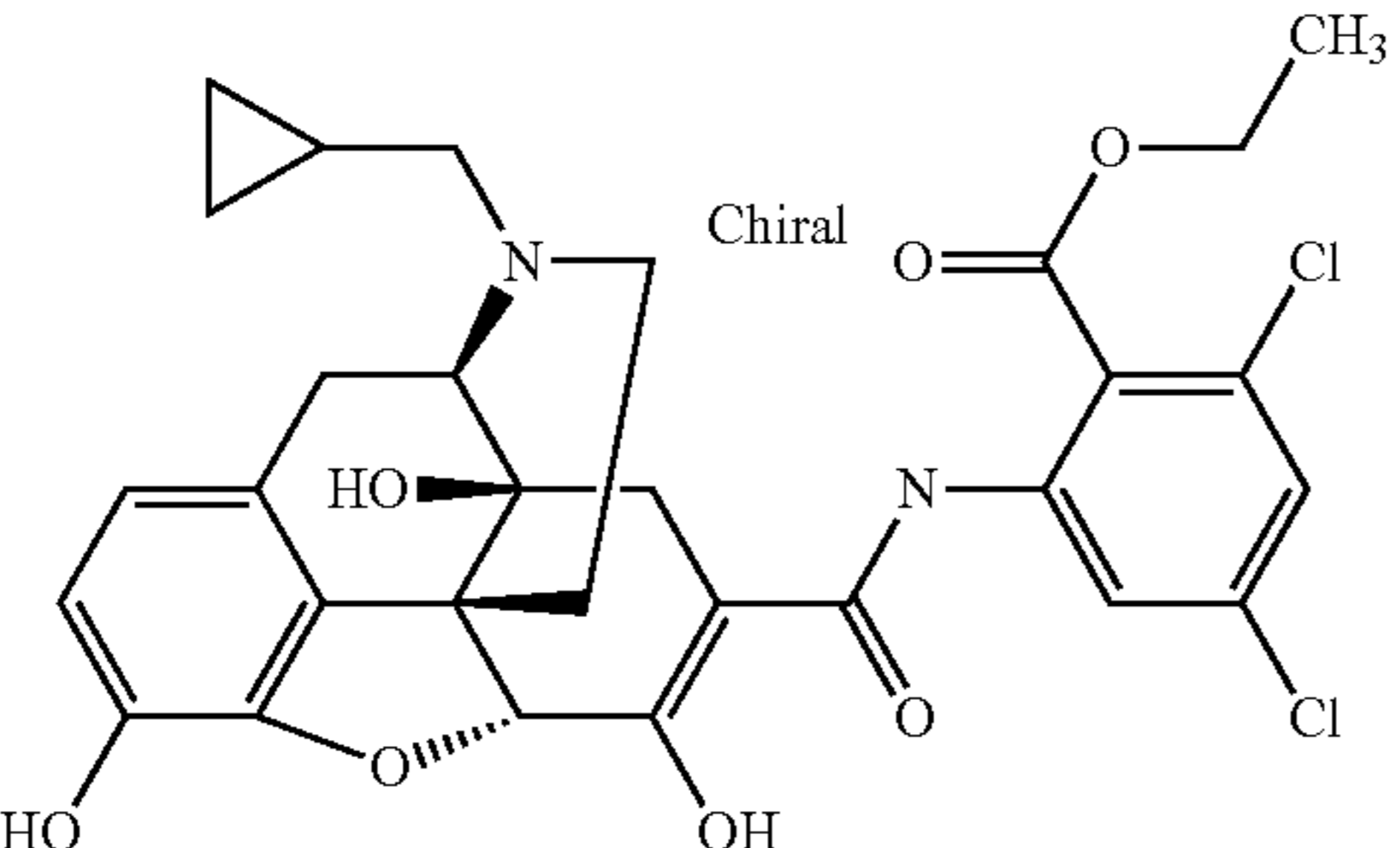
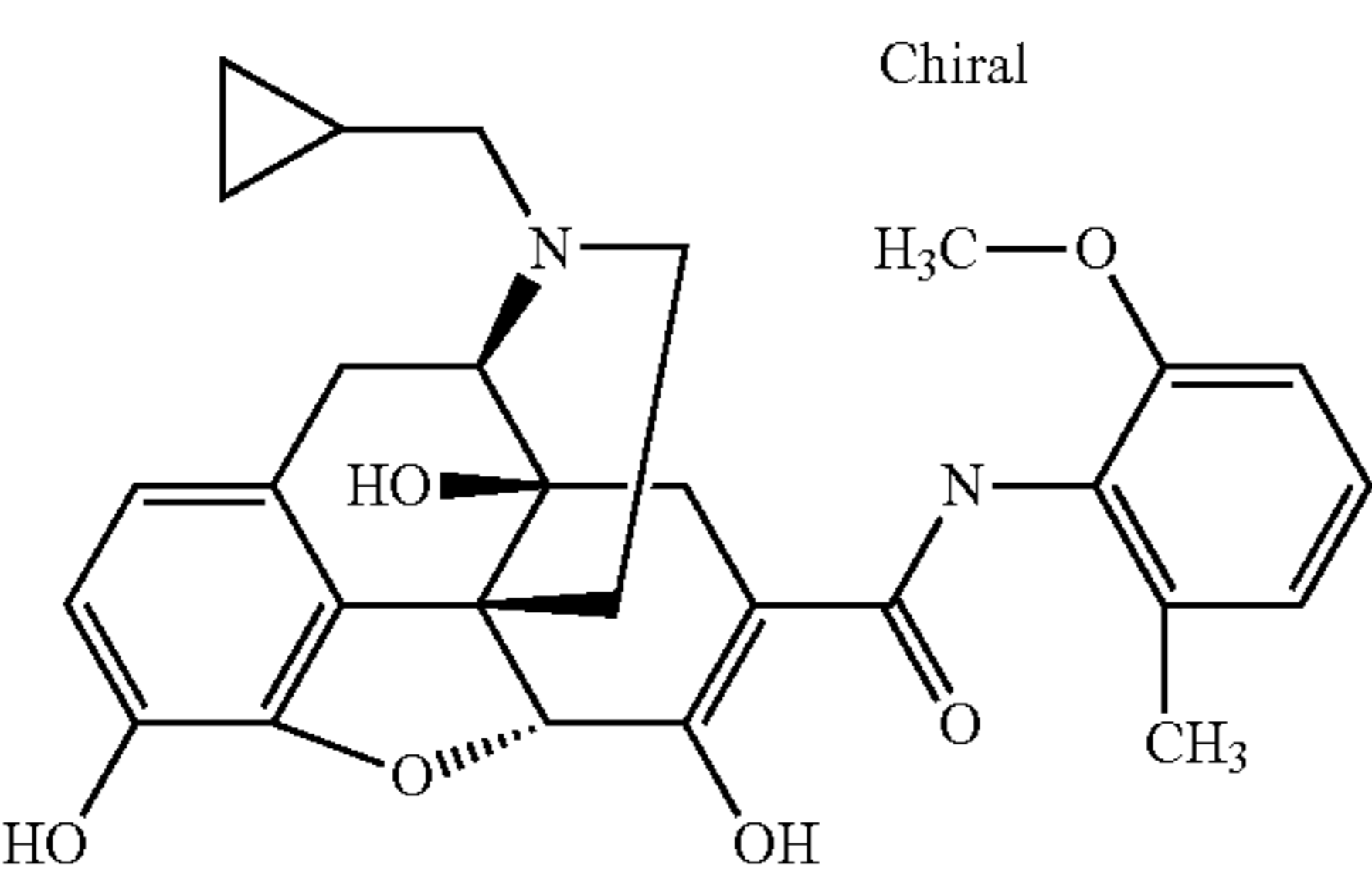
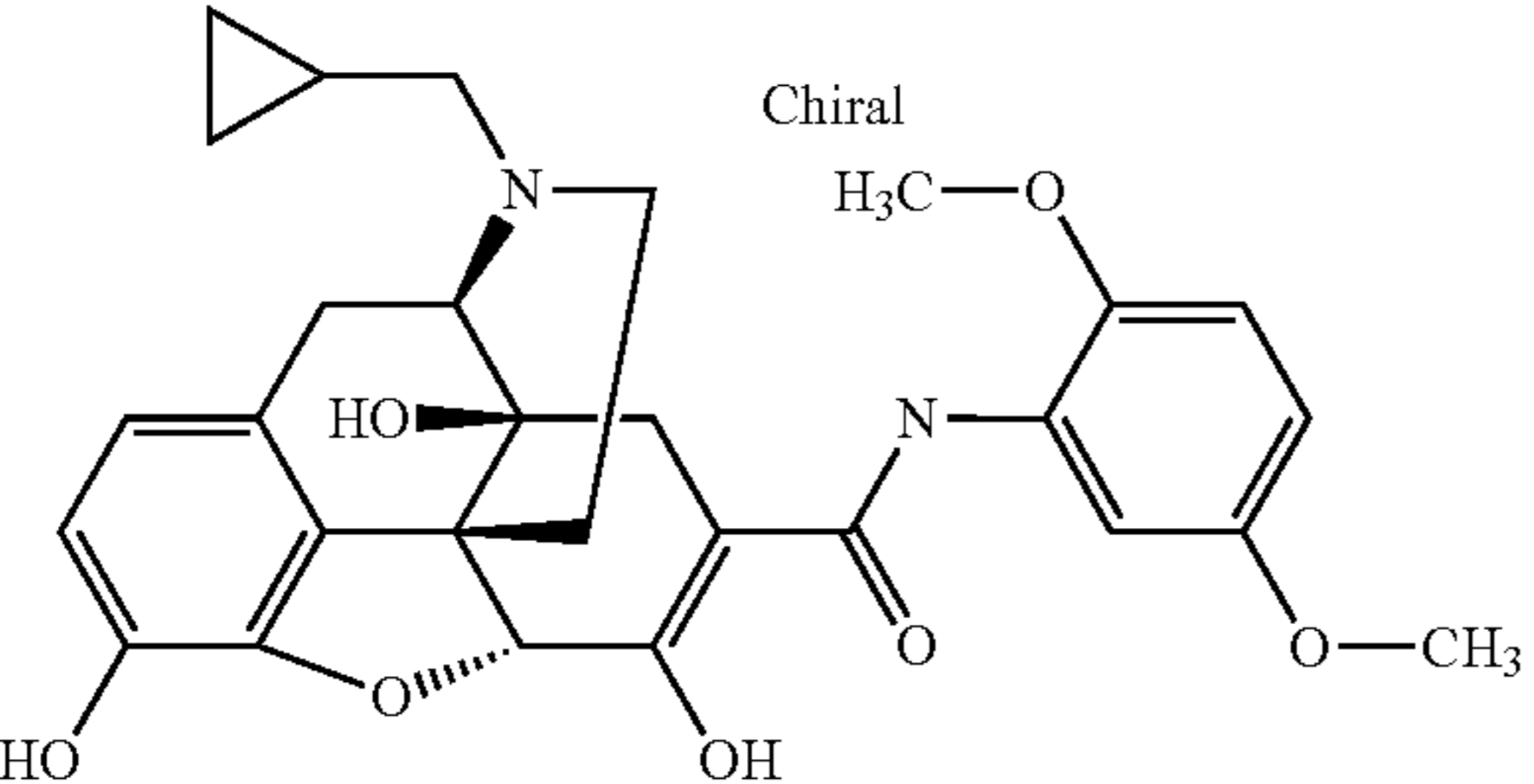
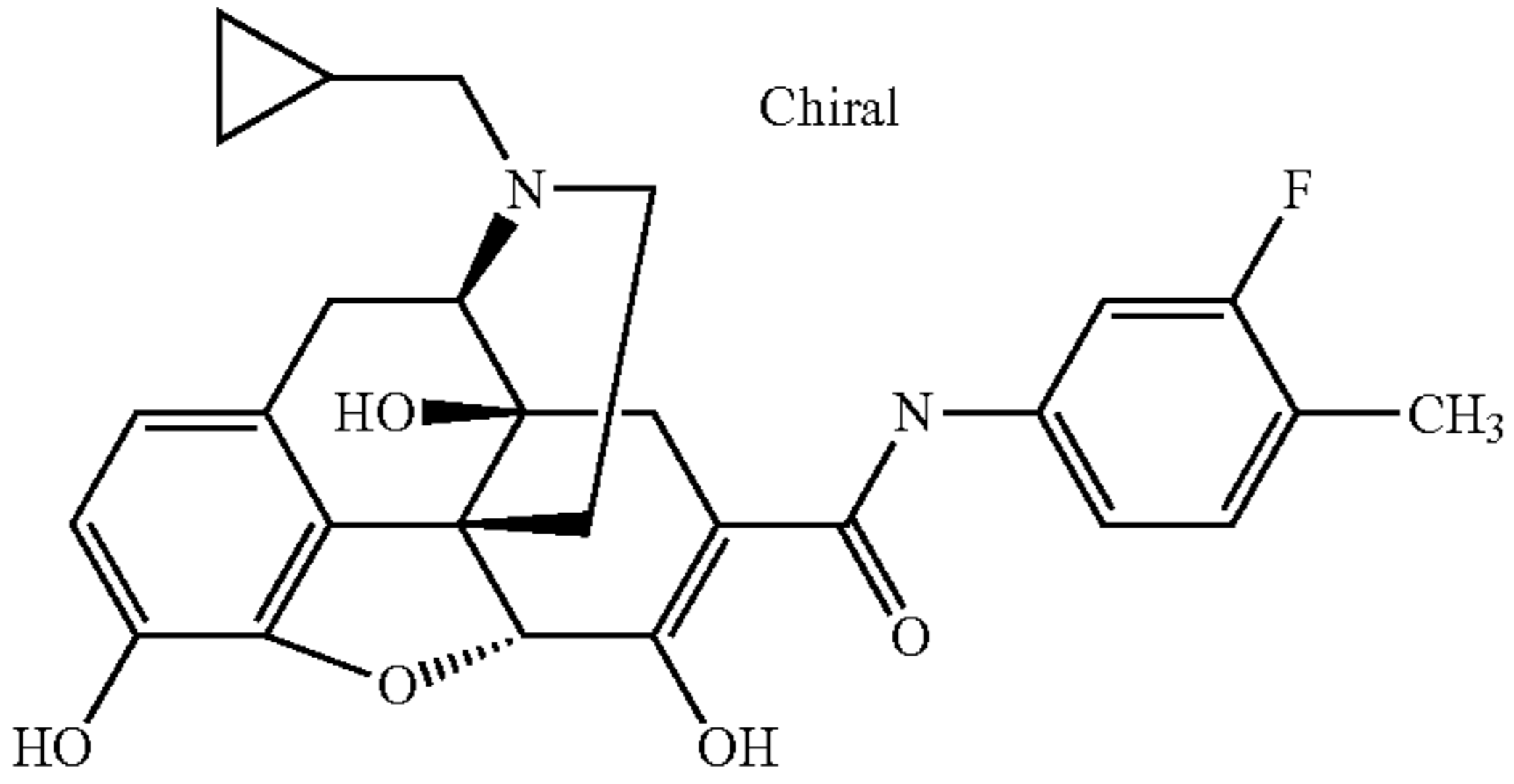
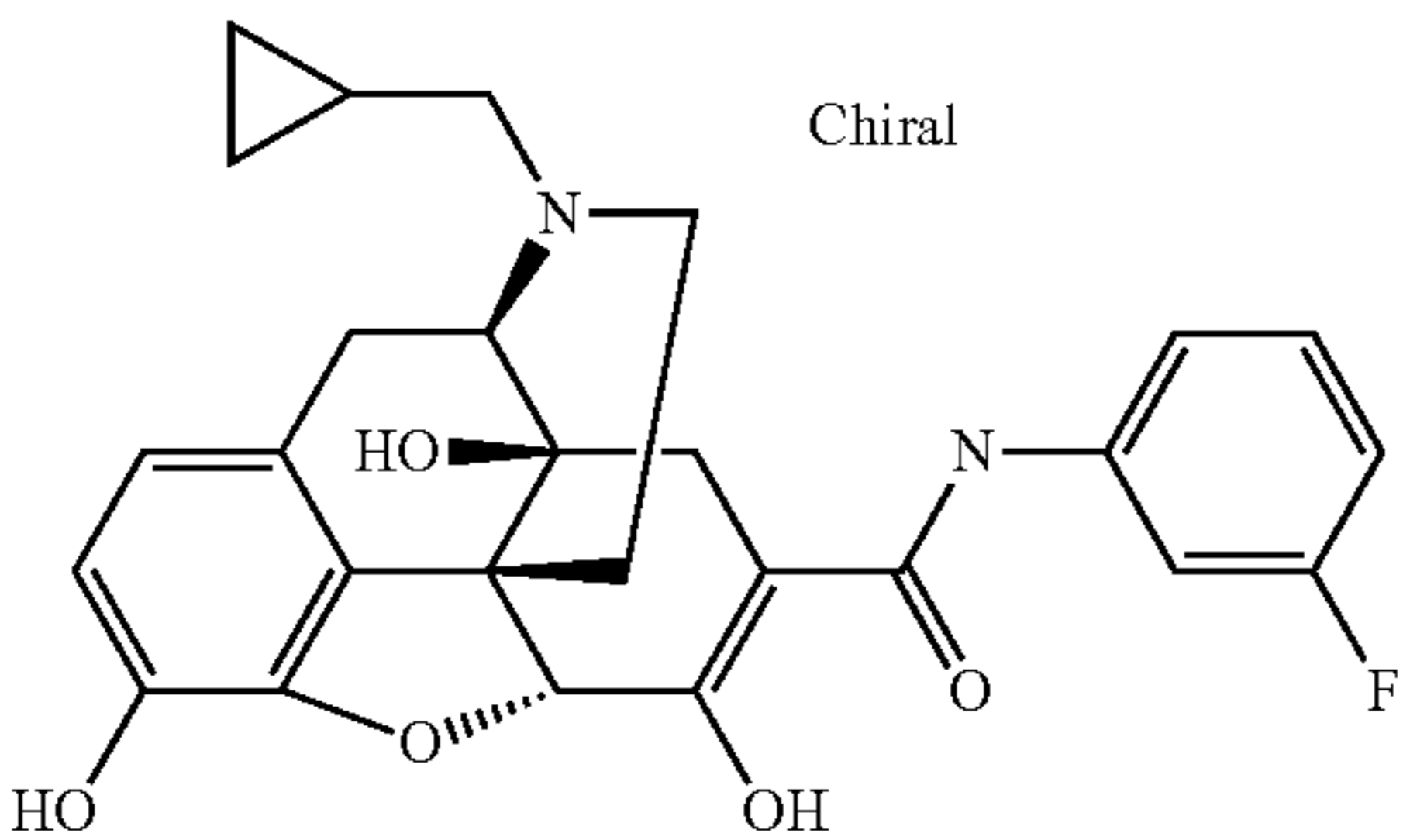
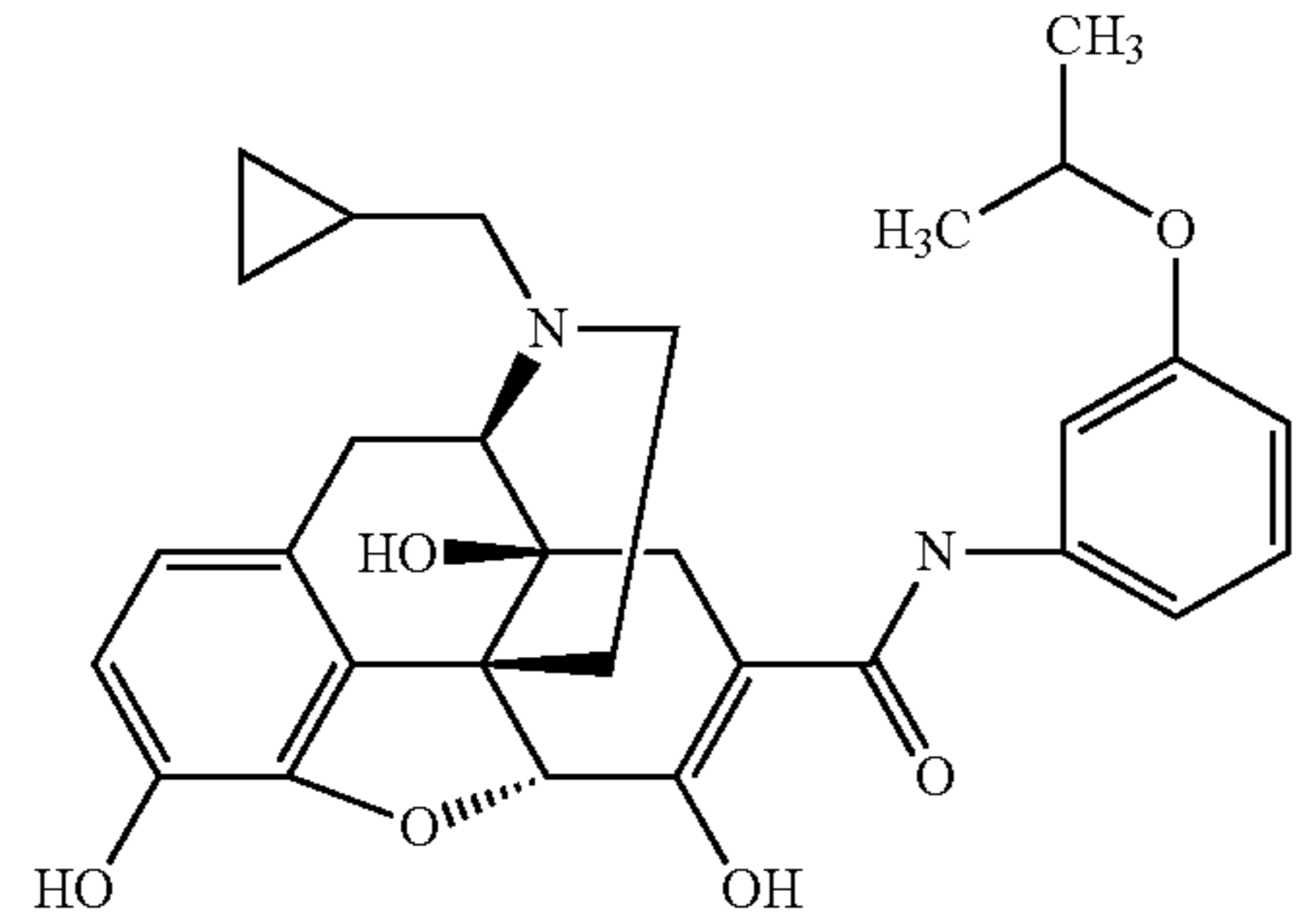
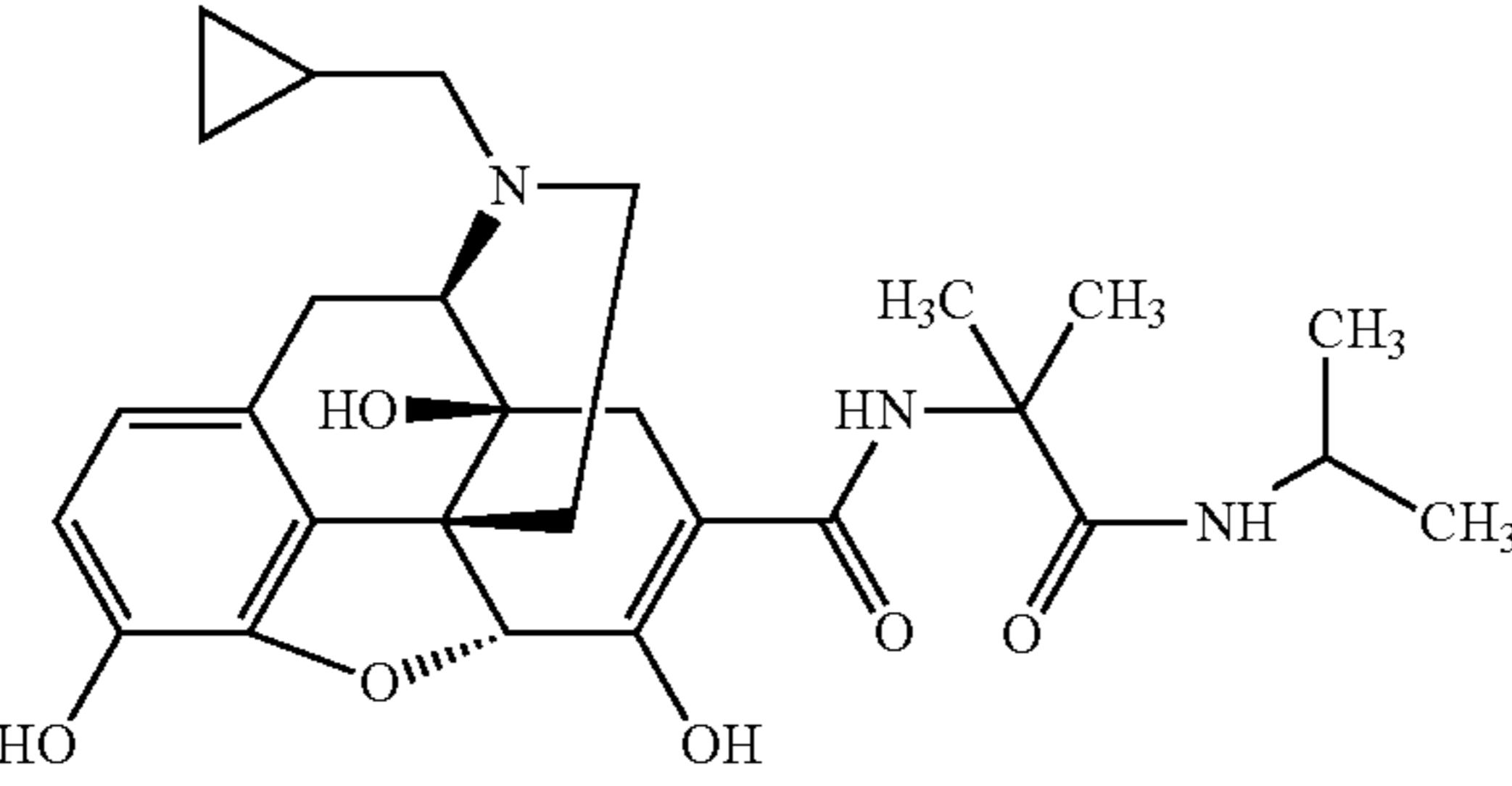
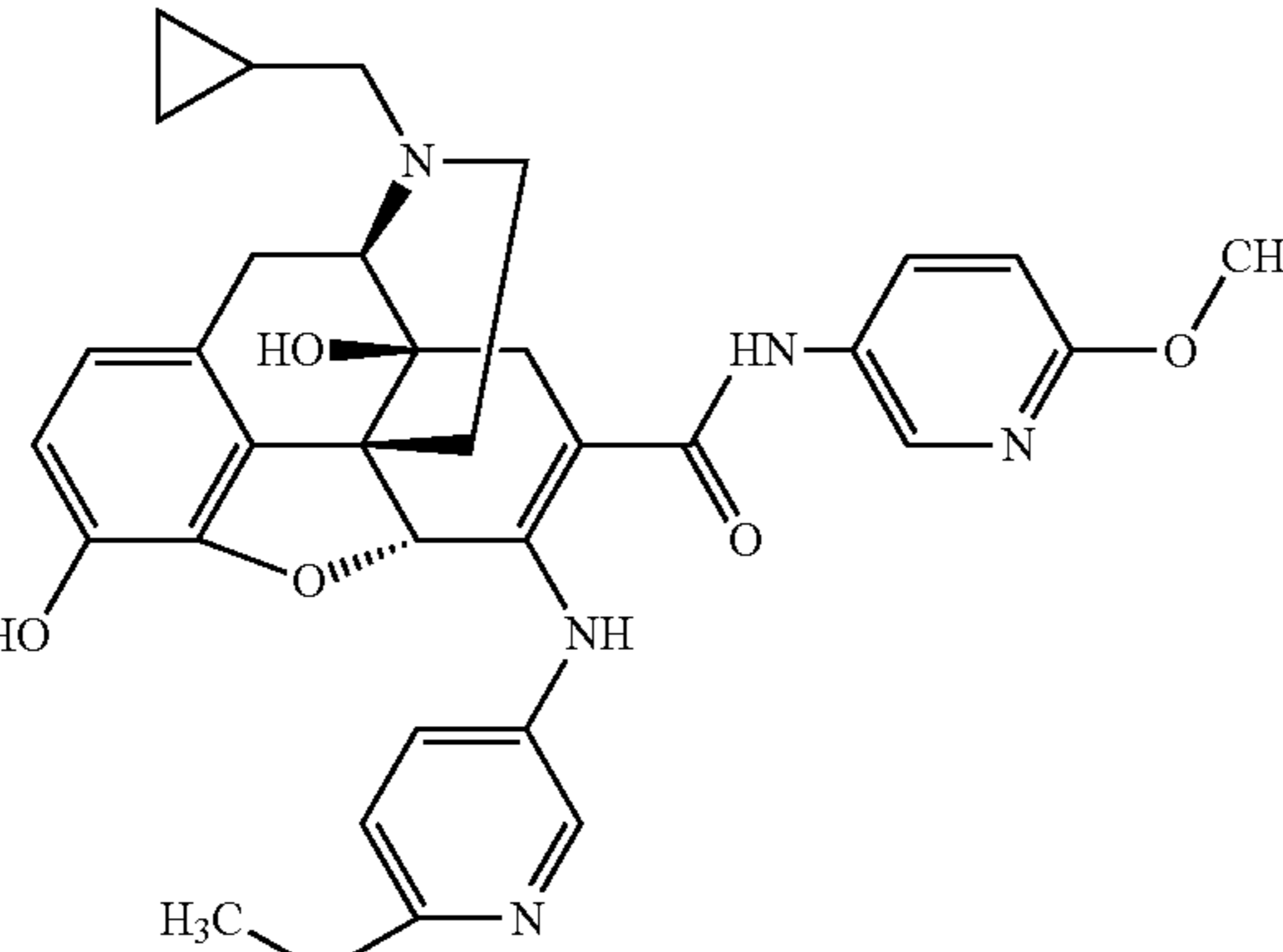
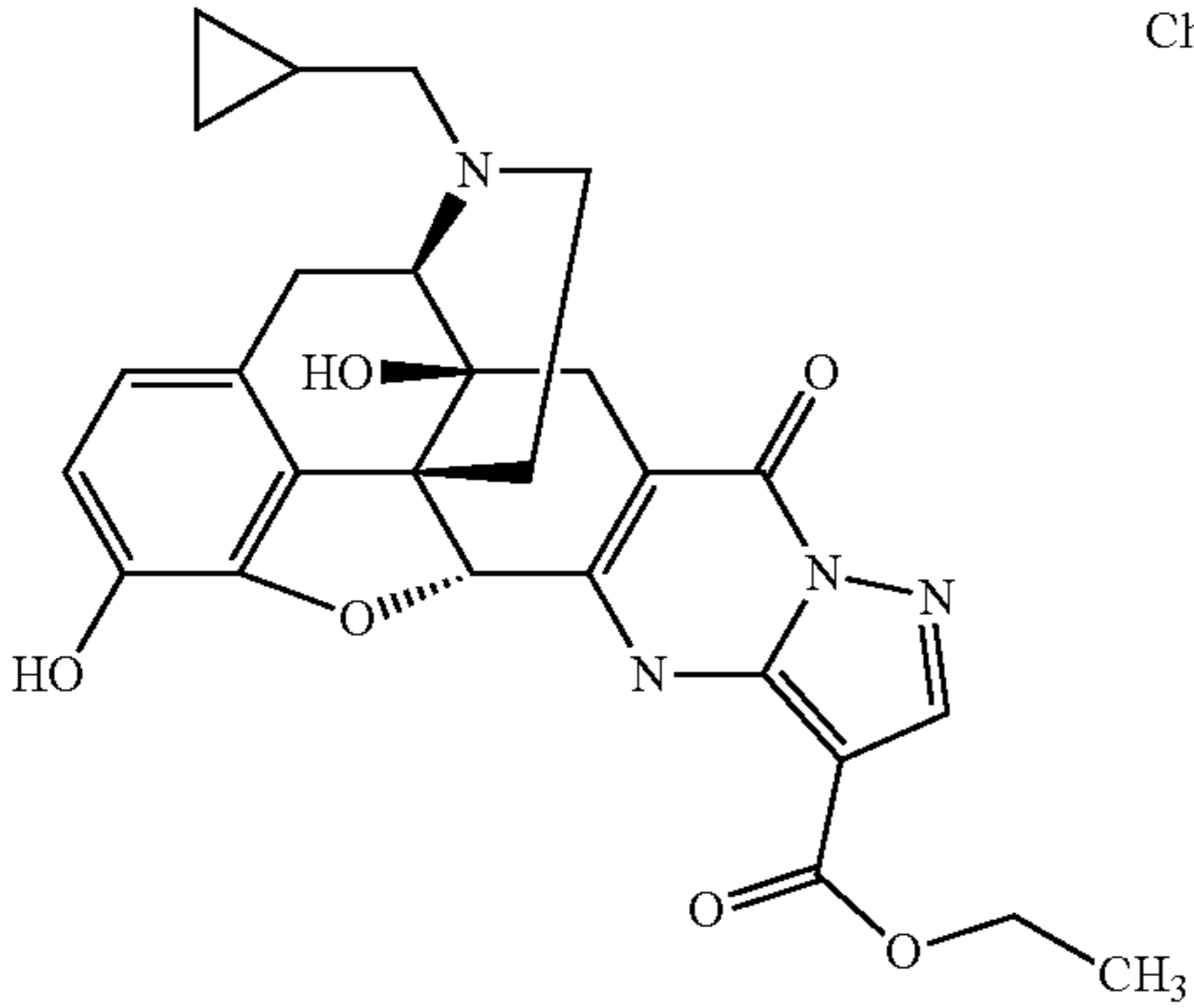
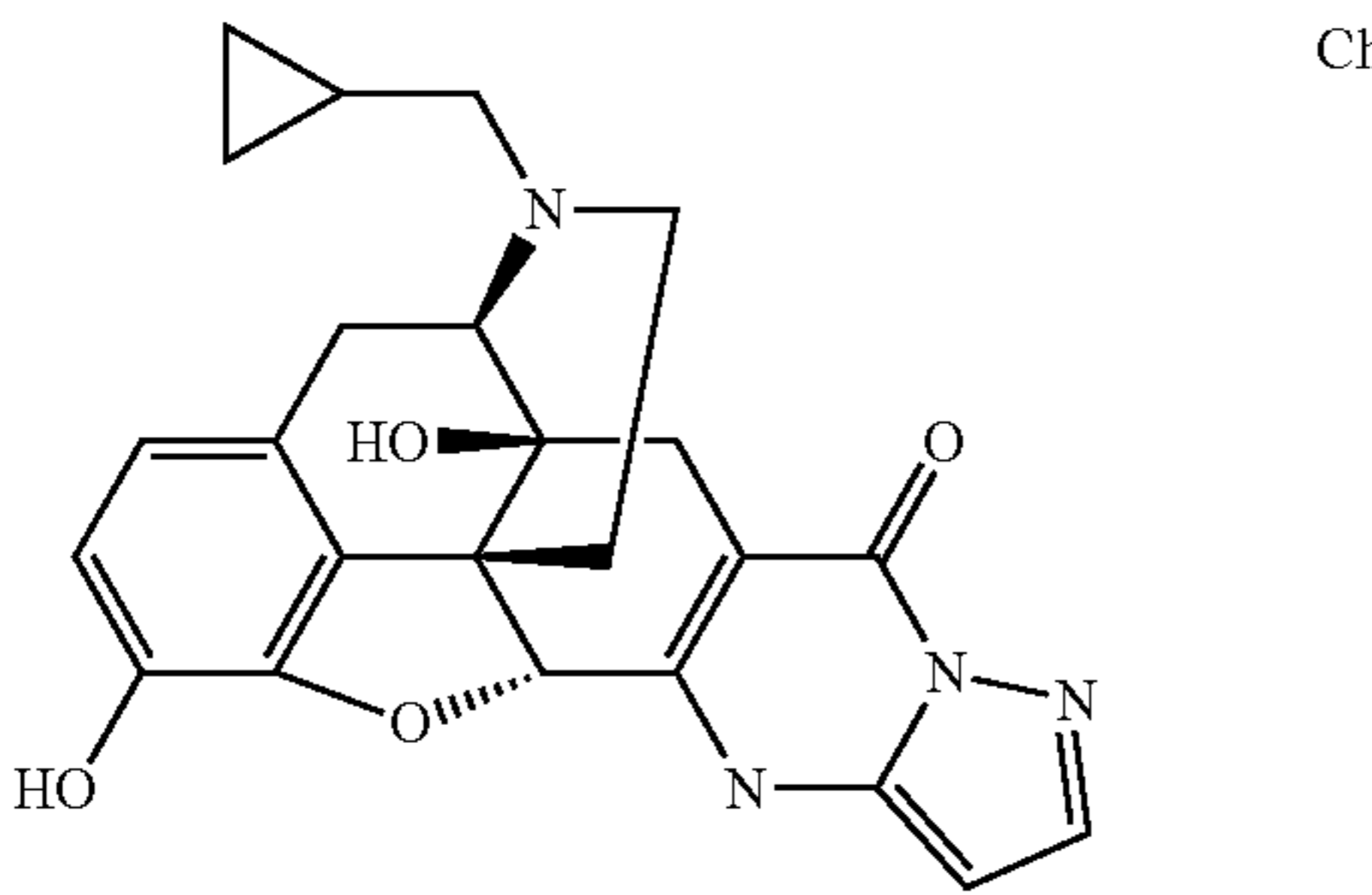
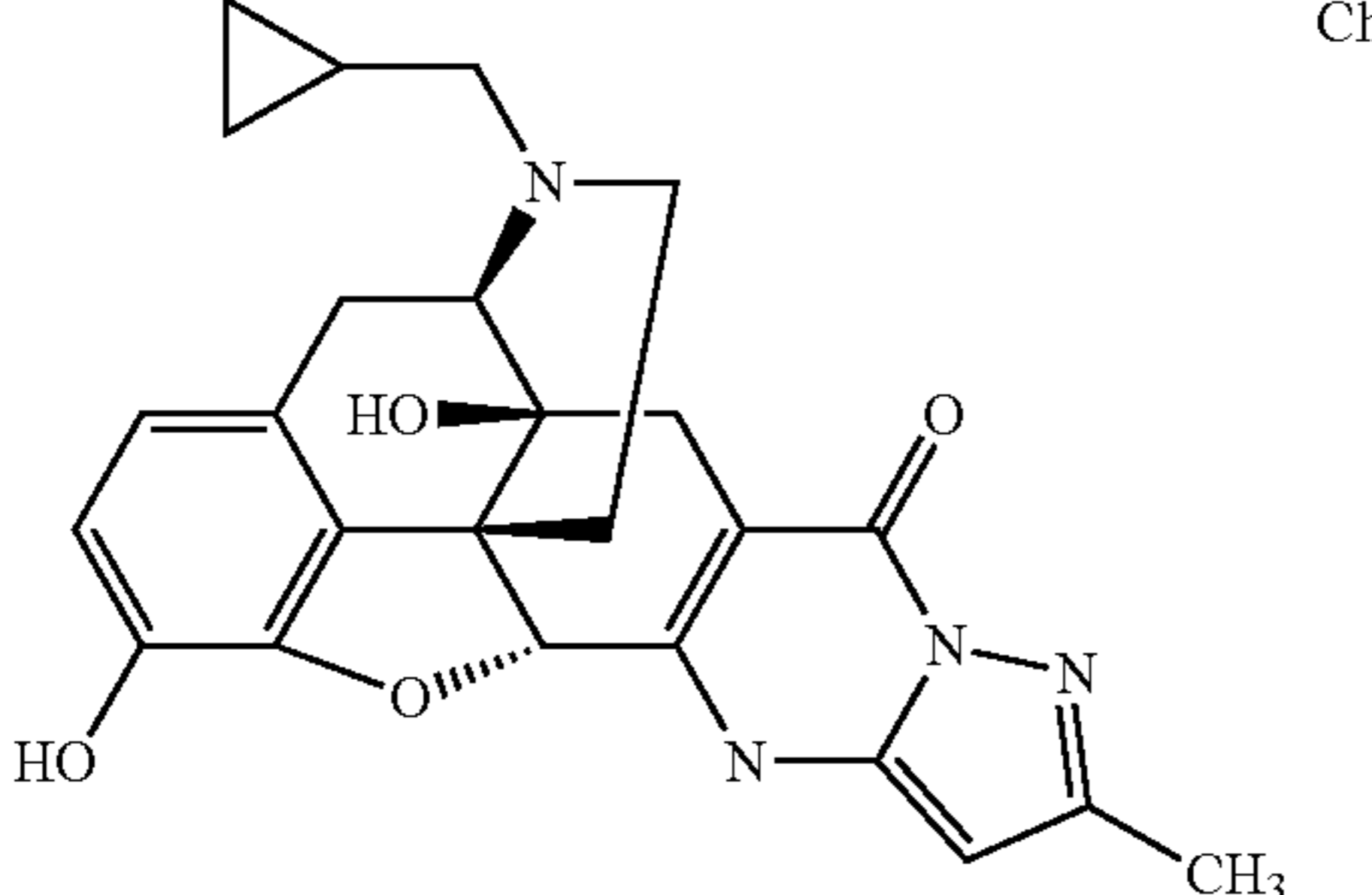
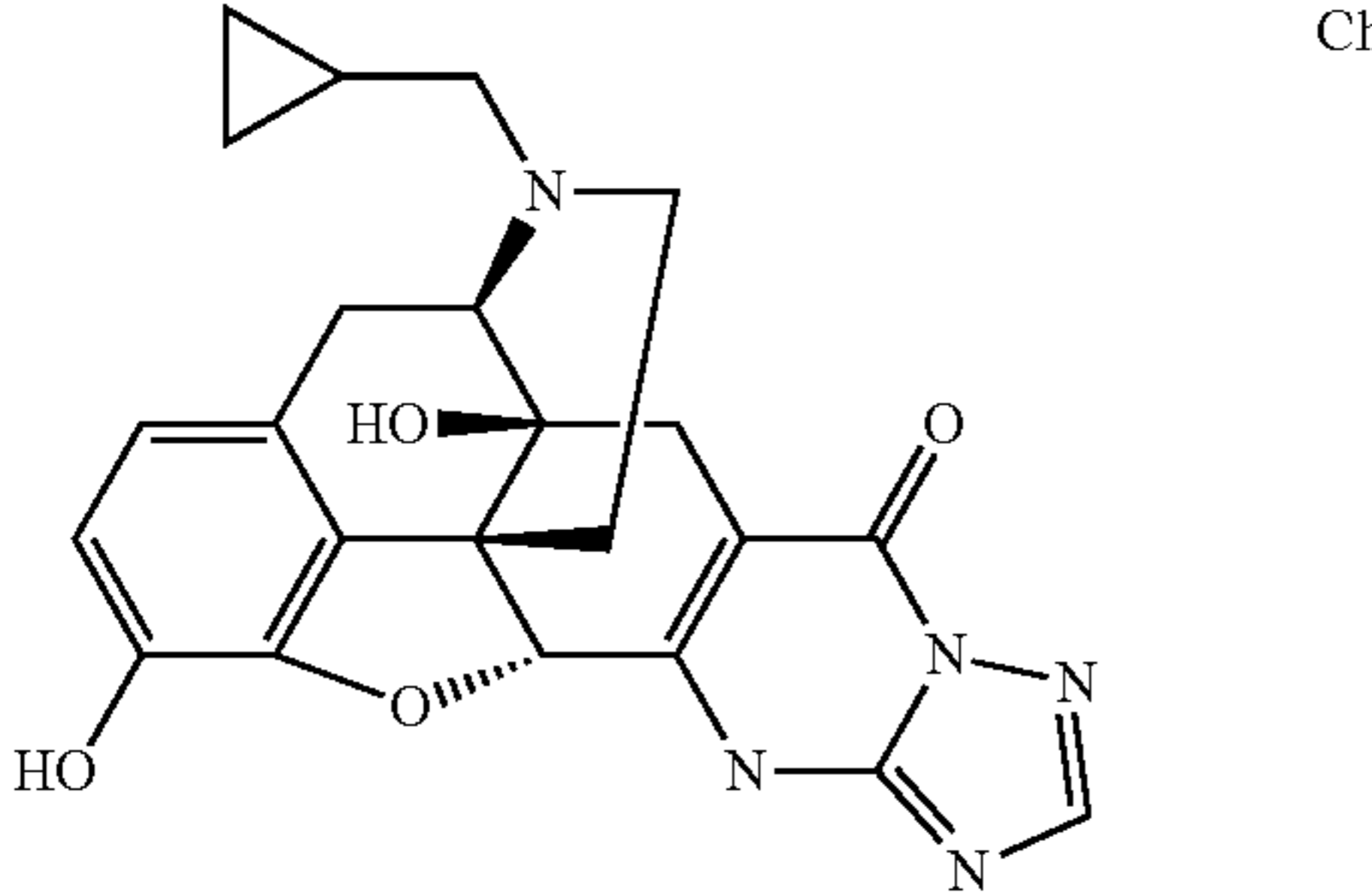
Compound No.	Chemical structure	LC/MS* <sup>1</sup>	NMR (1H-NMR (d <sub>6</sub> -DMSO) δ)
I-244		m/z 601 [M + H] <sup>+</sup> 1.02 min	0.11-0.13 (m, 2H), 0.48-0.51 (m, 2H), 0.87 (m, 1 H), 0.95 (d, J = 6.6 Hz, 6H), 1.48 (d, J = 11.1 Hz, 1H), 1.88 (d, J = 18.0 Hz, 1H), 2.10 (s, 3H), 2.18-2.57 (m, 7H), 3.04 (d, J = 16.8 Hz, 1H), 3.19 (brs, 1H), 3.78 (q, J = 6.9 Hz, 1H), 4.68 (brs, 1H), 5.43 (brs, 1H), 6.49 (d, J = 6.6 Hz, 1H), 6.51 (d, J = 6.6 Hz, 1H), 7.35-7.37 (m, 2H), 7.54 (brs, 1H), 7.85 (d, J = 6.9 Hz, 2H), 9.09 (brs, 1H), 12.4 (brs, 1H)
I-245		m/z 601 [M + H] <sup>+</sup> 0.76 min	
I-246		m/z 505 [M + H] <sup>+</sup> 1.38 min**	
I-247		m/z 521 [M + H] <sup>+</sup> 1.58 min**	

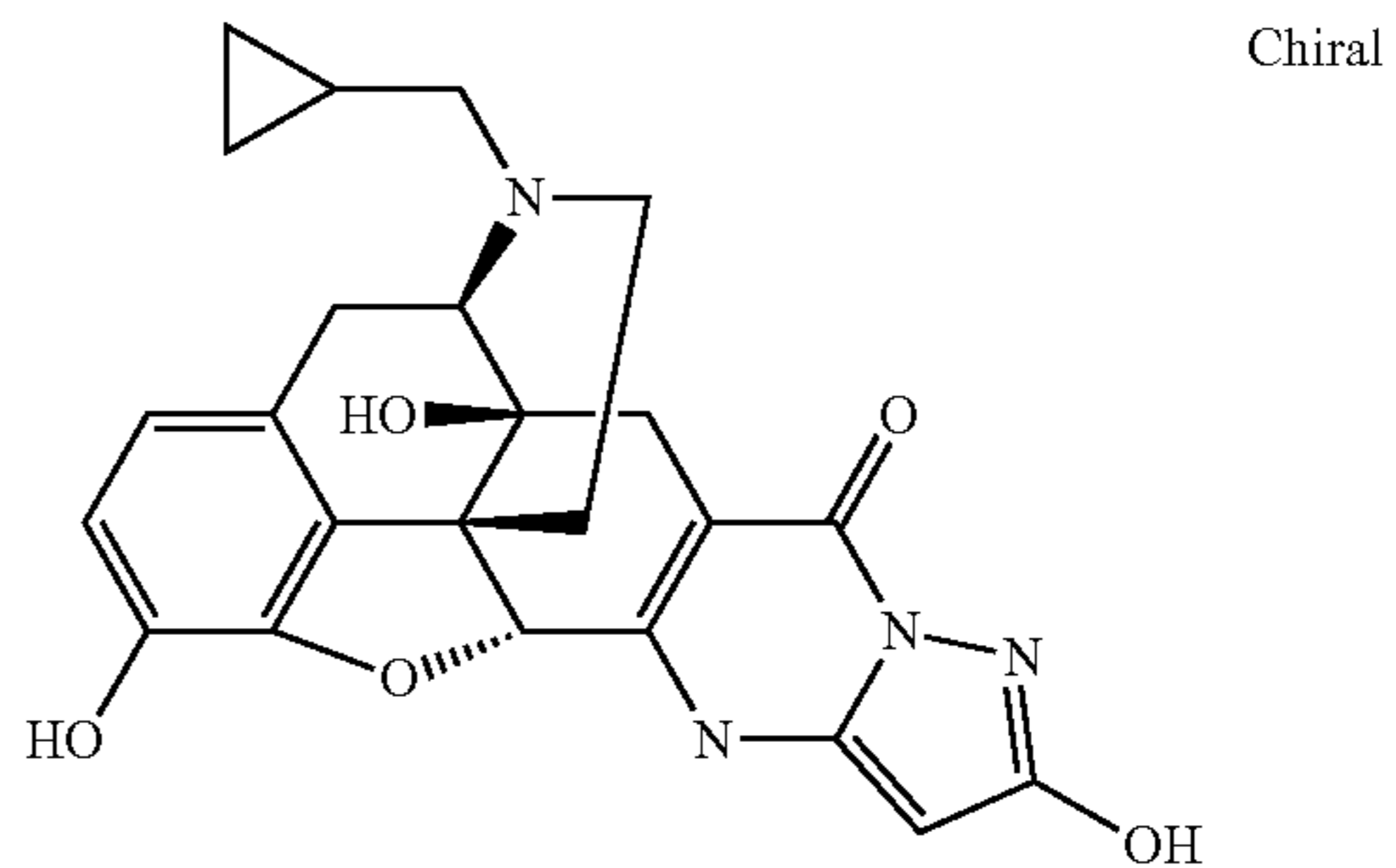
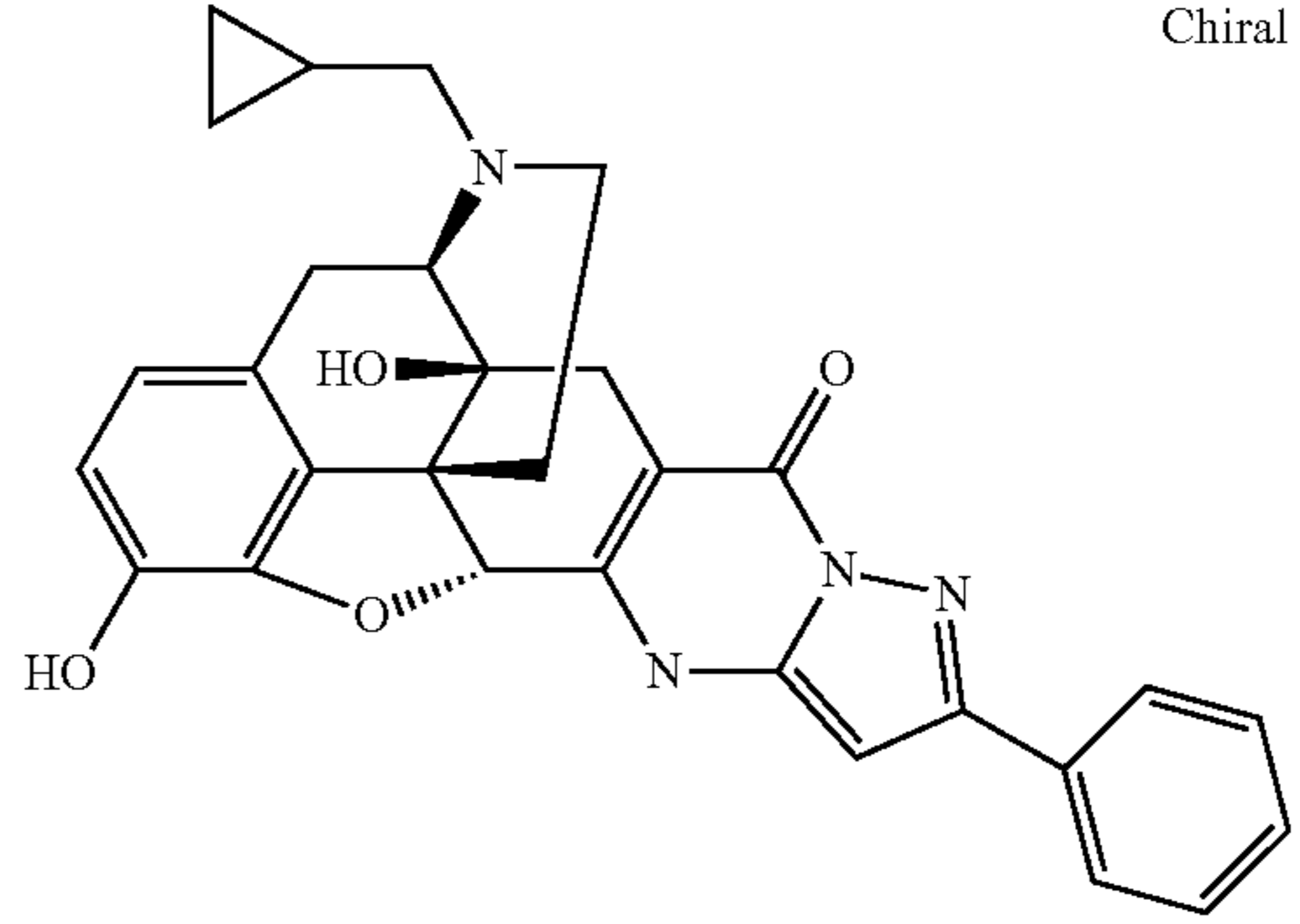
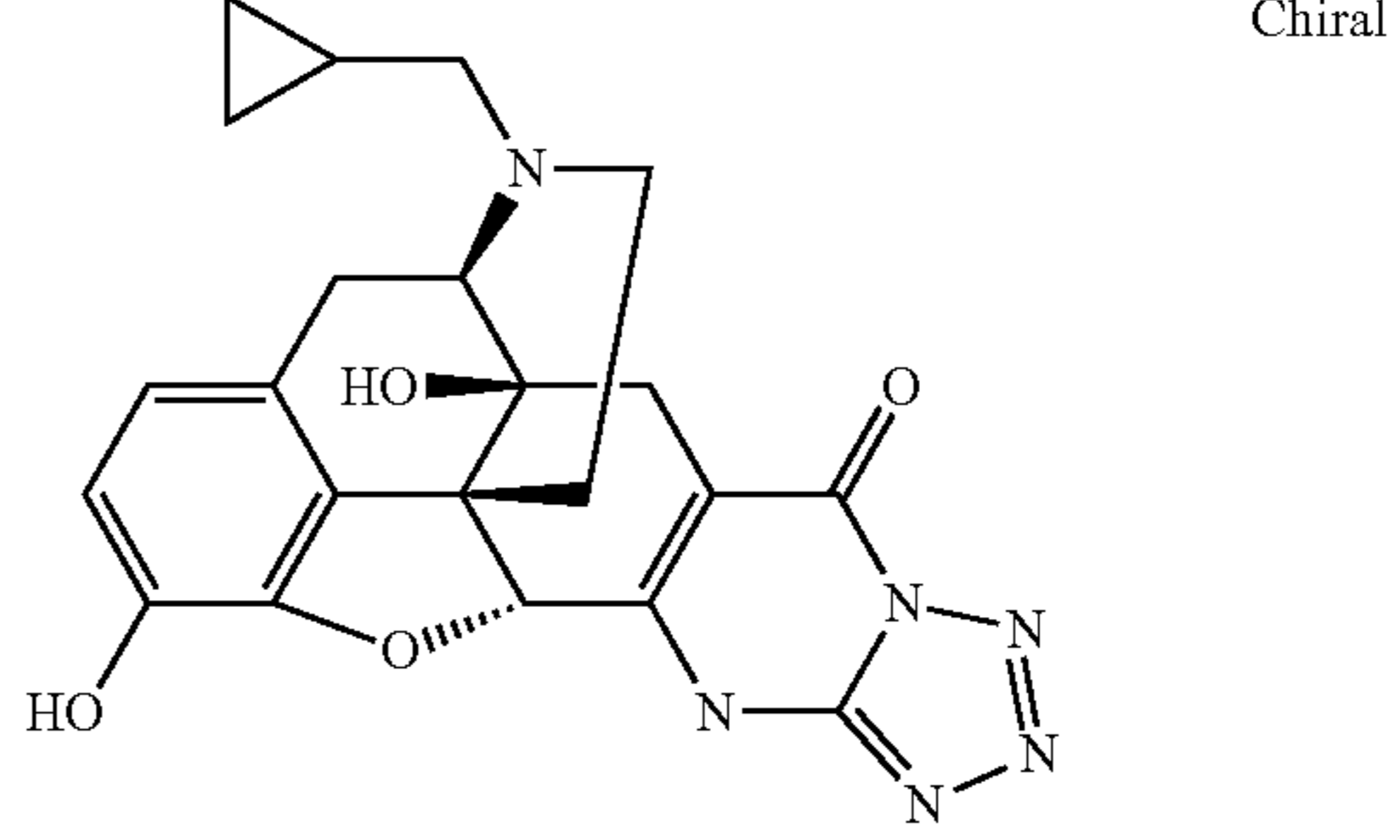
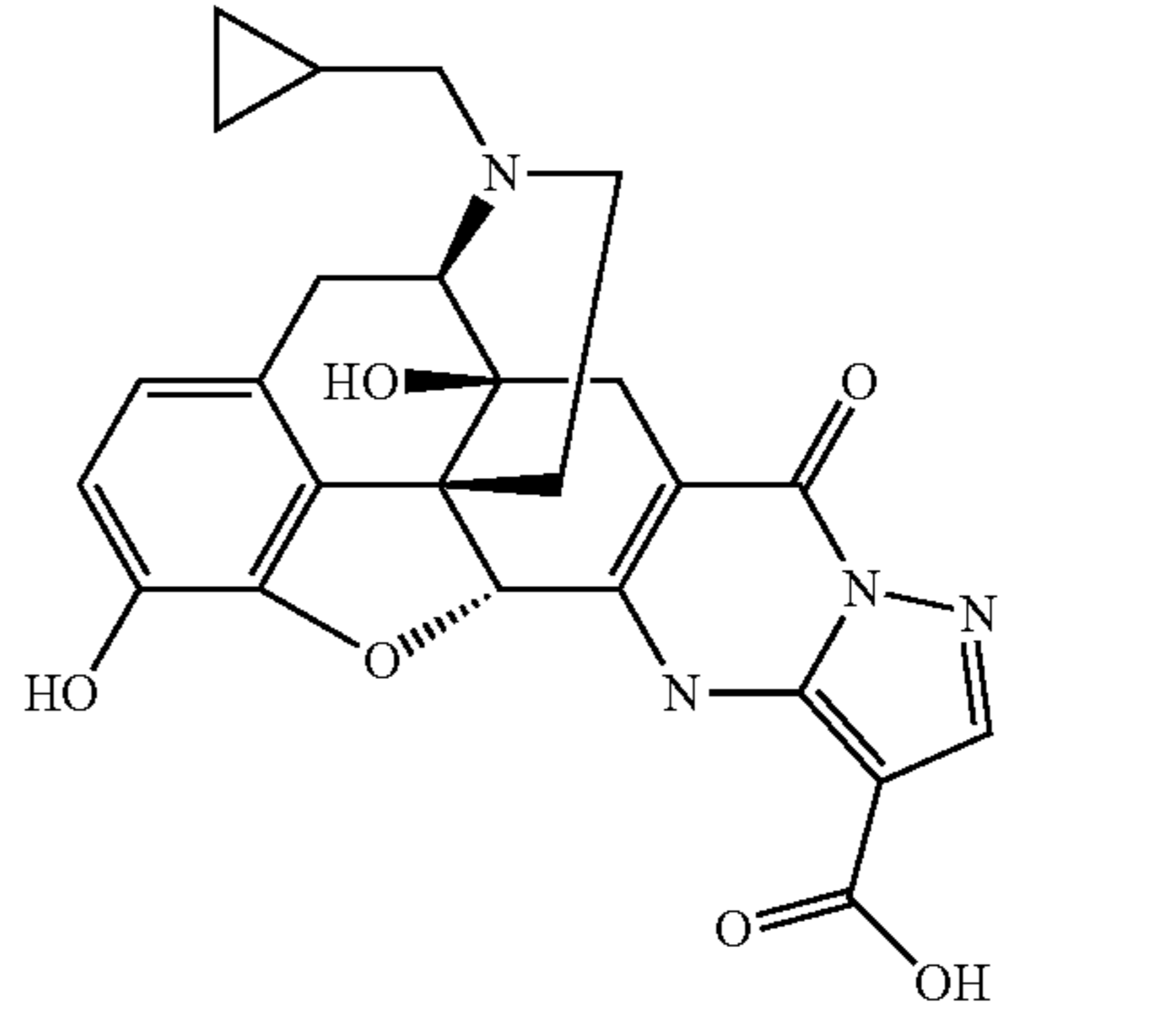
TABLE 60

Compound No.	Chemical structure	LC/MS* <sup>1</sup>	NMR (1H-NMR (d <sub>6</sub> -DMSO) δ)
I-248	 <p>Chiral</p>	m/z 493 [M + H] <sup>+</sup> 1.69 min**	
I-249	 <p>Chiral</p>	m/z 479 [M + H] <sup>+</sup> 1.55 min**	
I-250		m/z 519 [M + H] <sup>+</sup> 1.74 min**	
I-251		m/z 512 [M + H] <sup>+</sup> 0.38 min	
I-252			0.10-0.15 (m, 2H), 0.34-0.38 (m, 2H), 0.73 (m, 1H), 1.26 (d, J = 9.6 Hz, 1H), 1.93-2.54 (m, 10H), 2.94 (d, J = 18.4 Hz, 1H), 3.10 (d, J = 6.0 Hz, 1H), 3.67 (s, 3H), 3.72 (s, 3H), 4.58 (s, 1H), 4.84 (s, 1H), 6.42 (d, J = 8.0 Hz, 2H), 6.48 (d, J = 8.0 Hz, 2H), 6.61 (d, J = 9.3 Hz, 2H), 6.69 (d, J = 9.2 Hz, 2H), 7.56 (dd, J = 2.8, 8.8 Hz, 1H), 7.66 (dd, J = 2.8, 8.8 Hz, 1H), 8.00 (d, J = 2.4 Hz, 1H), 8.08 (d, J = 2.0 Hz, 1H), 8.76 (s, 1H), 8.97 (s, 1H), 10.78 (s, 1H).

**175**  
TABLE 61

Compound No.	Chemical structure	
I-253		Chiral
I-254		Chiral
I-255		Chiral
I-256		Chiral

**176**  
TABLE 61-continued

Compound No.	Chemical structure	
I-257		Chiral
TABLE 62		
Compound No.	Chemical structure	
I-258		Chiral
I-259		Chiral
I-260		Chiral

177

TABLE 62-continued

Compound No.	Chemical structure
I-261	<p>Chiral</p>
I-262	<p>Chiral</p>

TABLE 63

Compound No.	Chemical structure
I-253	<p>Chiral</p>
I-254	<p>Chiral</p>

178

TABLE 63-continued

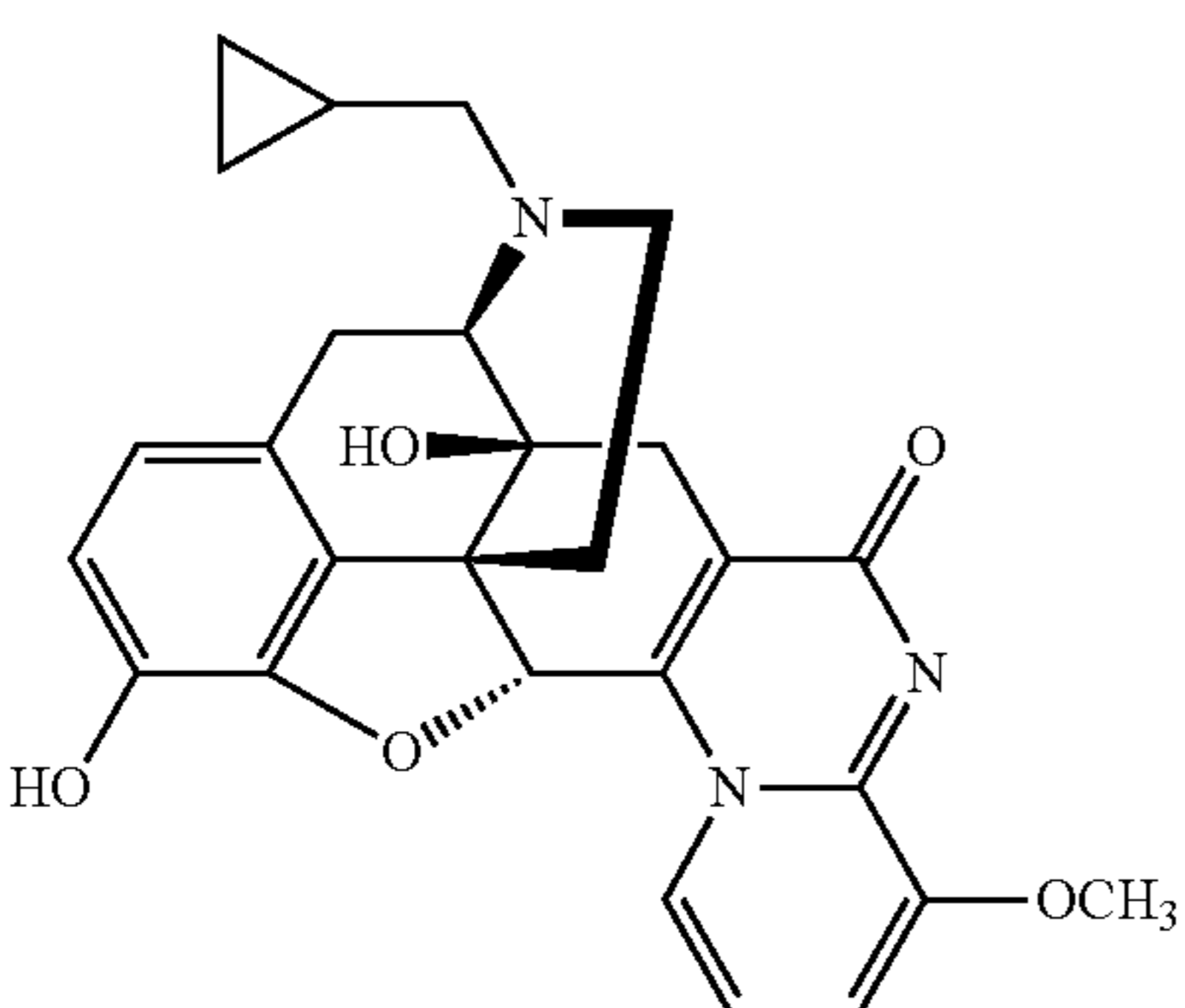
Compound No.	Chemical structure
I-255	<p>Chiral</p>

TABLE 64

Compound No.	Chemical structure	m/z	[M + H] <sup>+</sup>	Retention Time (min)
I-266		457.91	[M + H] <sup>+</sup>	0.97 min
I-267		457.91	[M + H] <sup>+</sup>	0.62 min
I-268		457.91	[M + H] <sup>+</sup>	0.87 min

179

TABLE 64-continued

Compound No.	Chemical structure
I-269	 <p>m/z 473.91 [M + H]<sup>+</sup> 0.69</p>

180

TABLE 64-continued

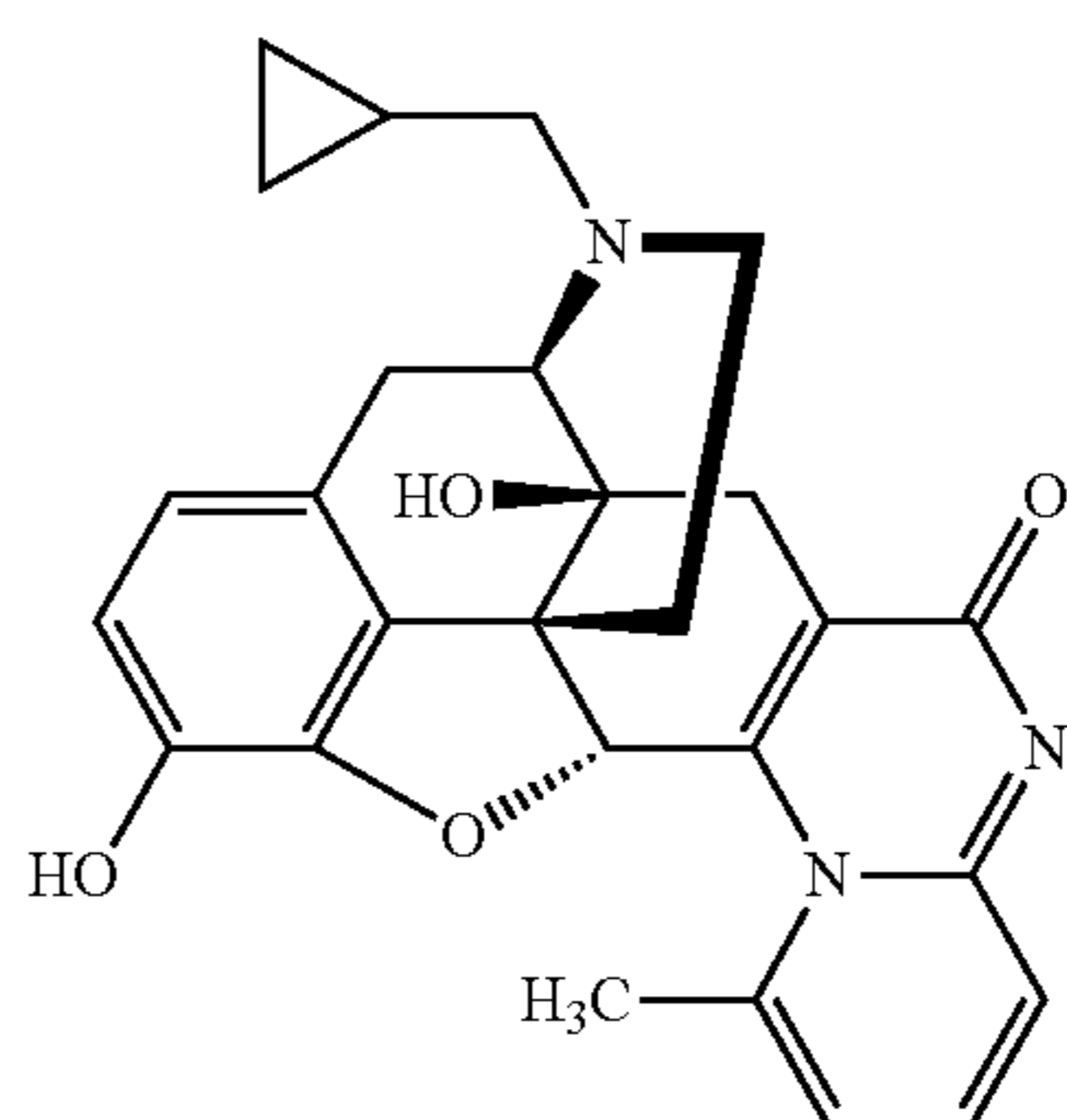
Compound No.	Chemical structure
I-270	 <p>m/z 457.91 [M + H]<sup>+</sup> 0.97 min</p>

TABLE 65

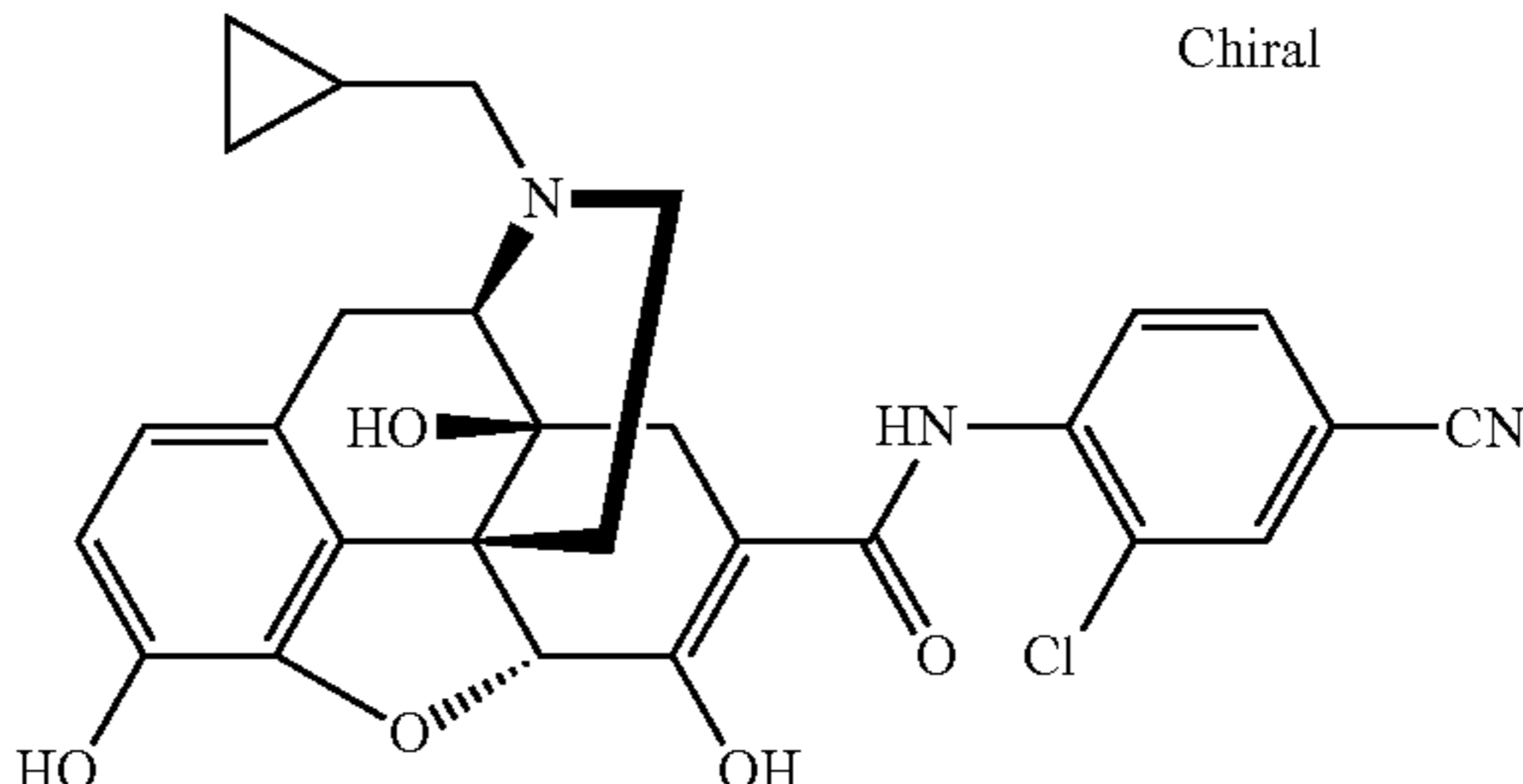
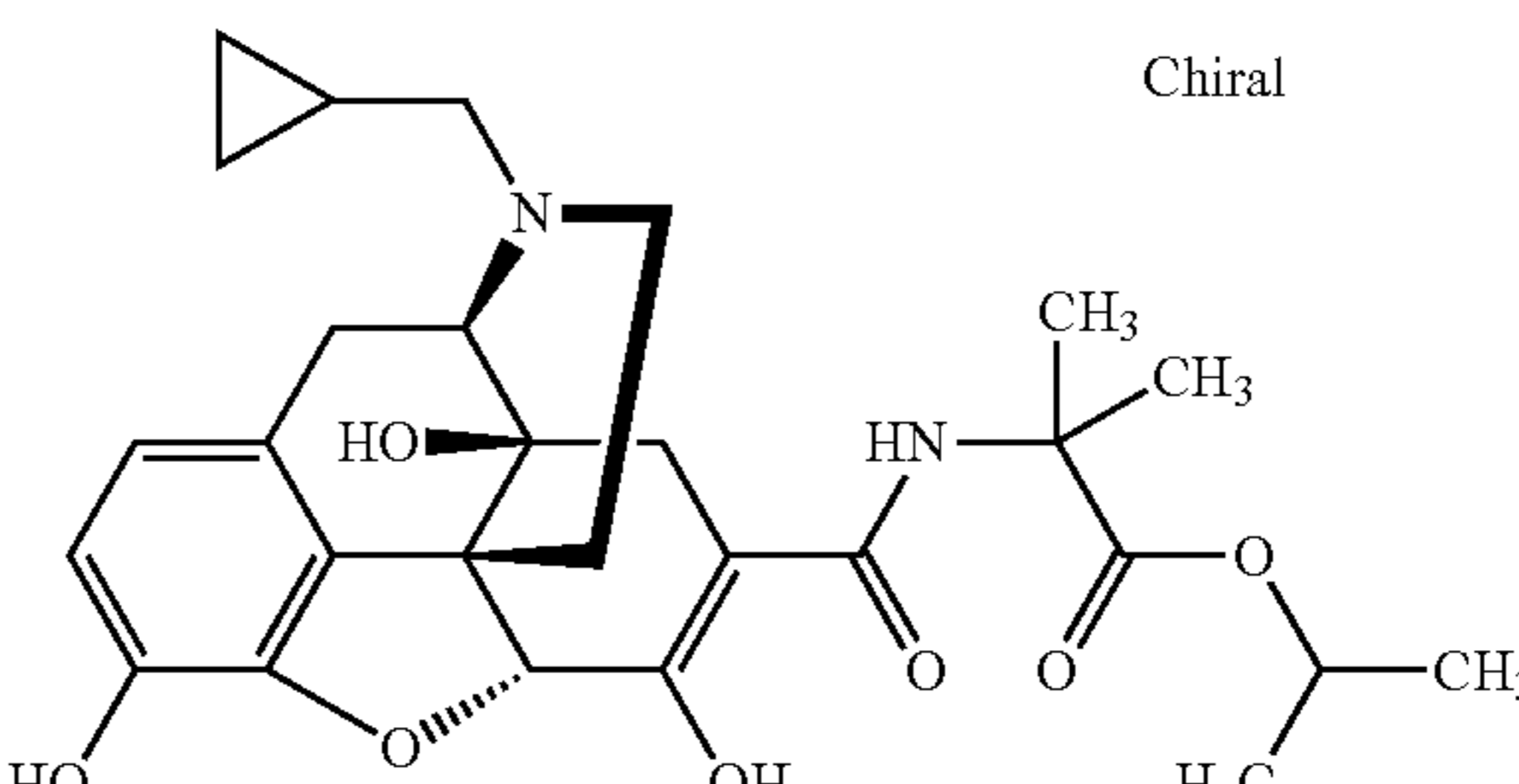
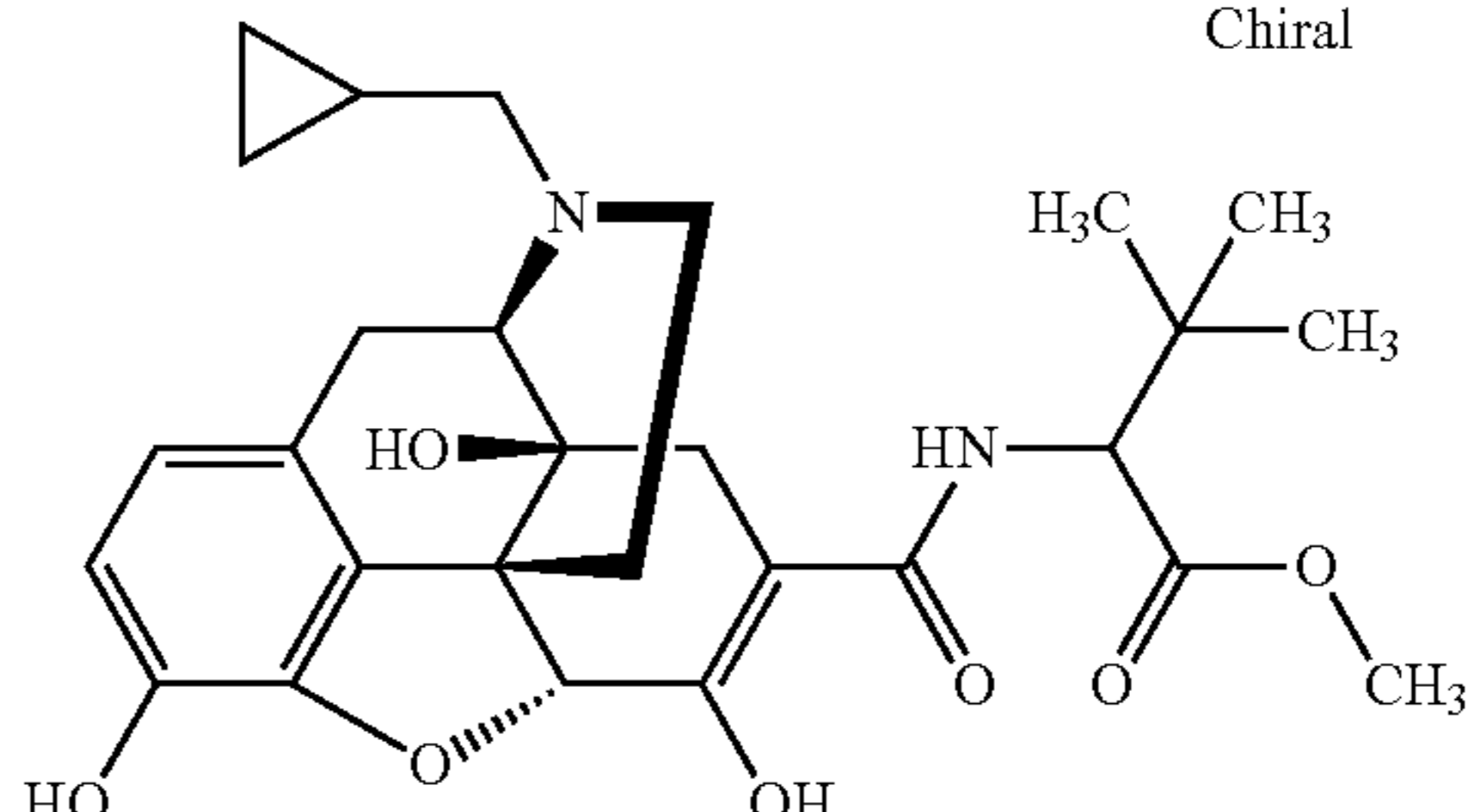
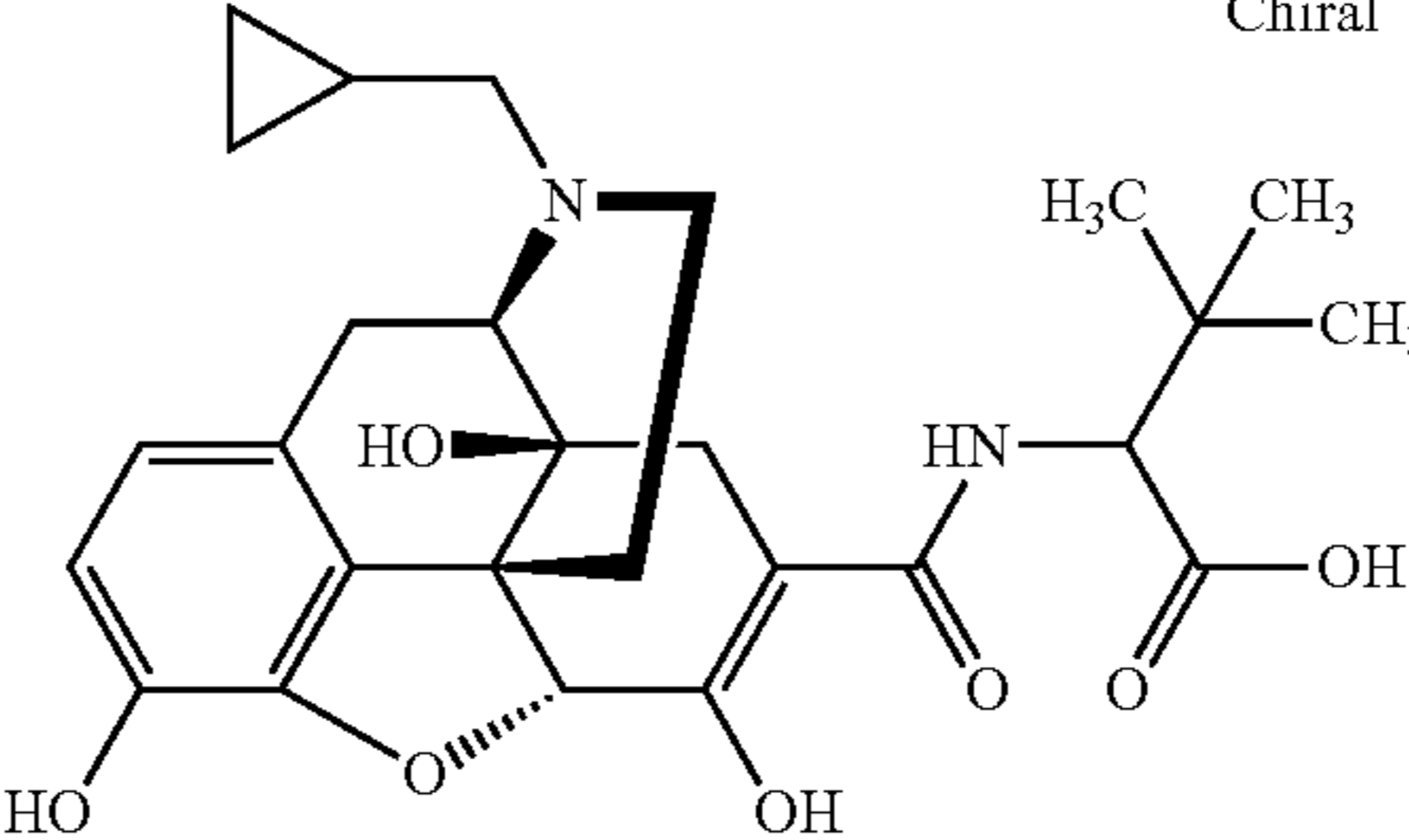
Compound No.	Chemical Structure	LC/MS*1
I-271	 <p>Chiral</p>	m/z 520 [M + H] <sup>+</sup> 1.63 min**
I-272	 <p>Chiral</p>	m/z 513 [M + H] <sup>+</sup> 0.45 min
I-273	 <p>Chiral</p>	m/z 513 [M + H] <sup>+</sup> 0.38 min
I-274	 <p>Chiral</p>	m/z 499 [M + H] <sup>+</sup> 0.38 min

TABLE 65-continued

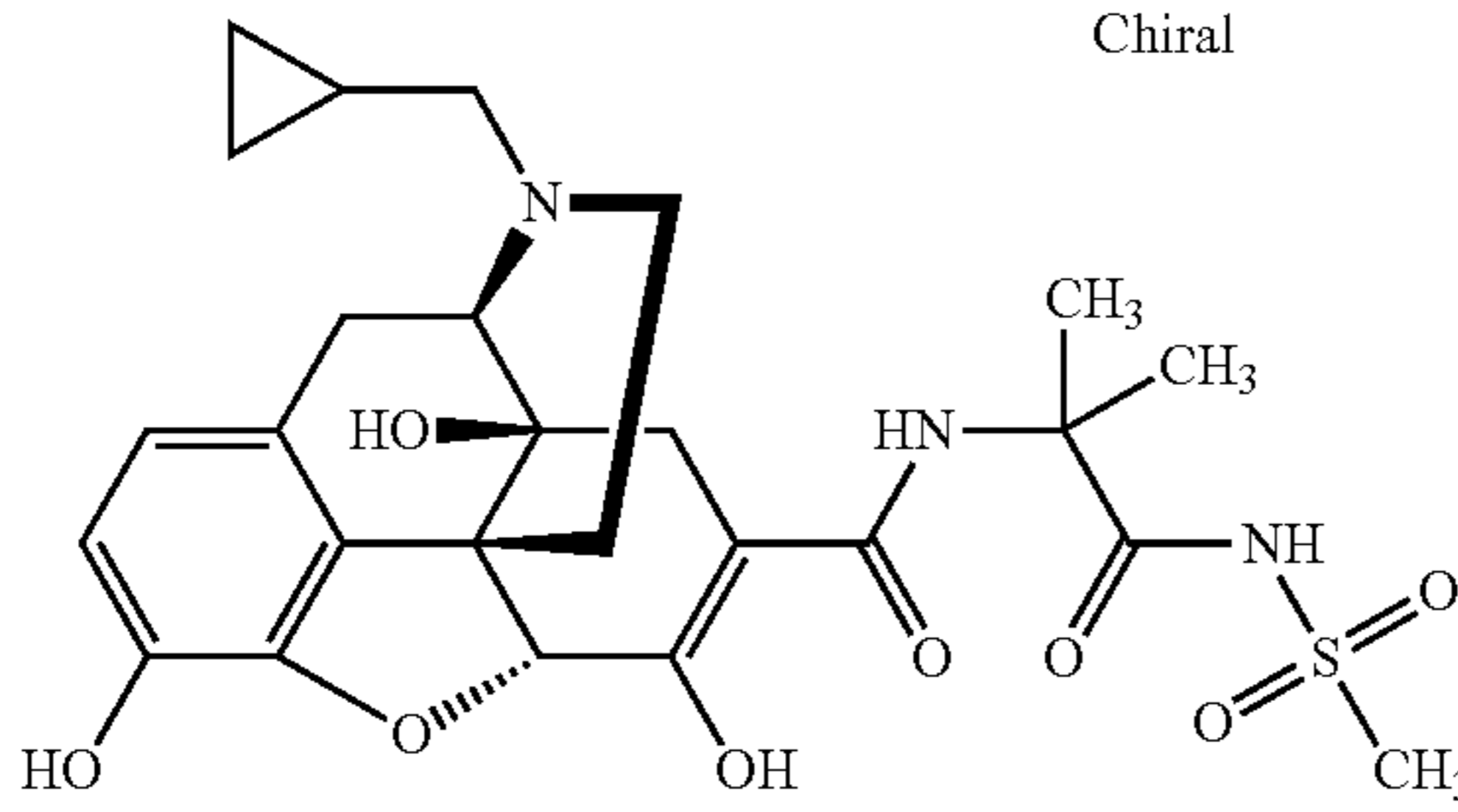
Compound No.	Chemical Structure	LC/MS* <sup>1</sup>
I-275		Chiral m/z 548 [M + H] <sup>+</sup> 0.38 min

TABLE 66

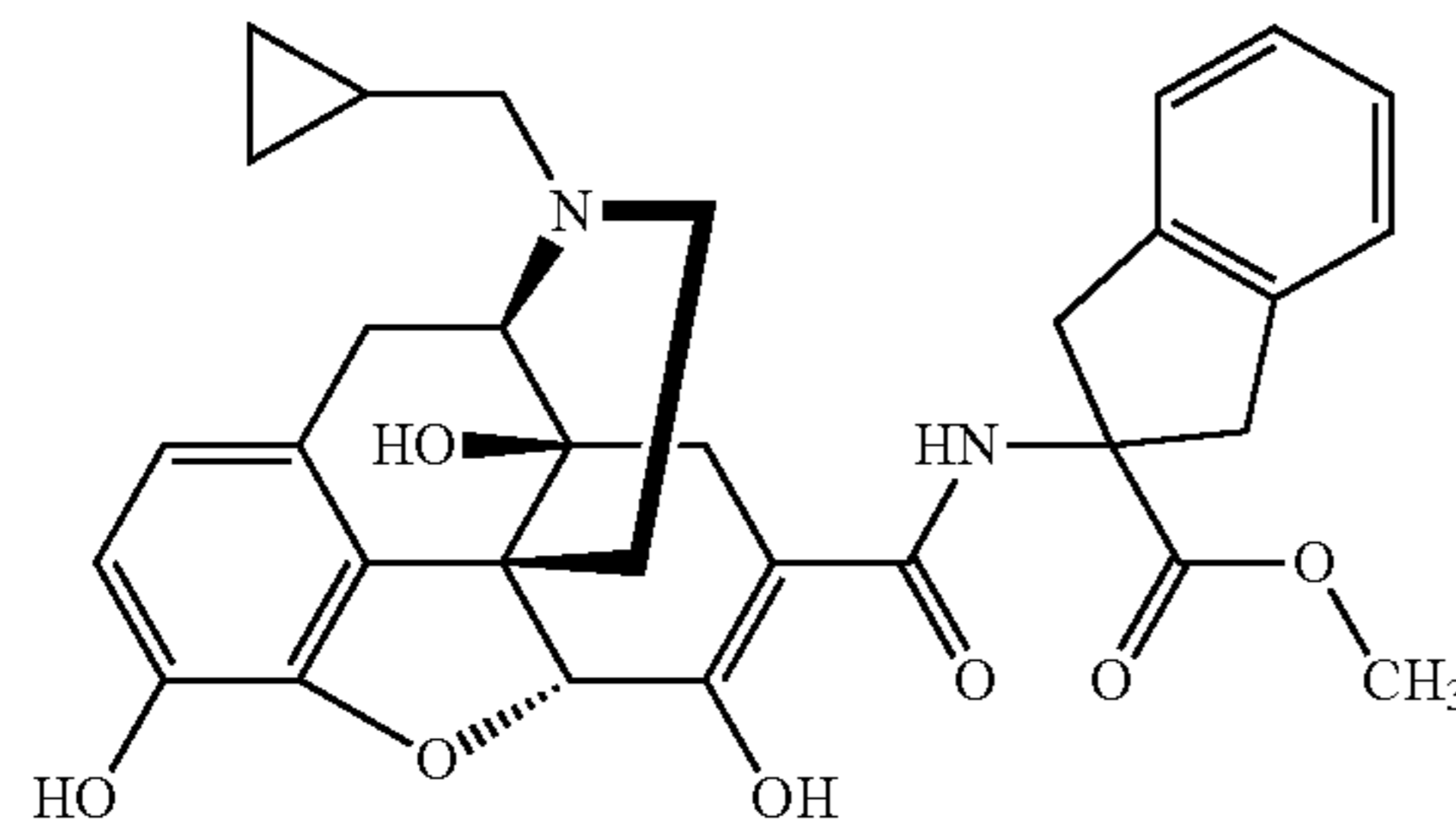
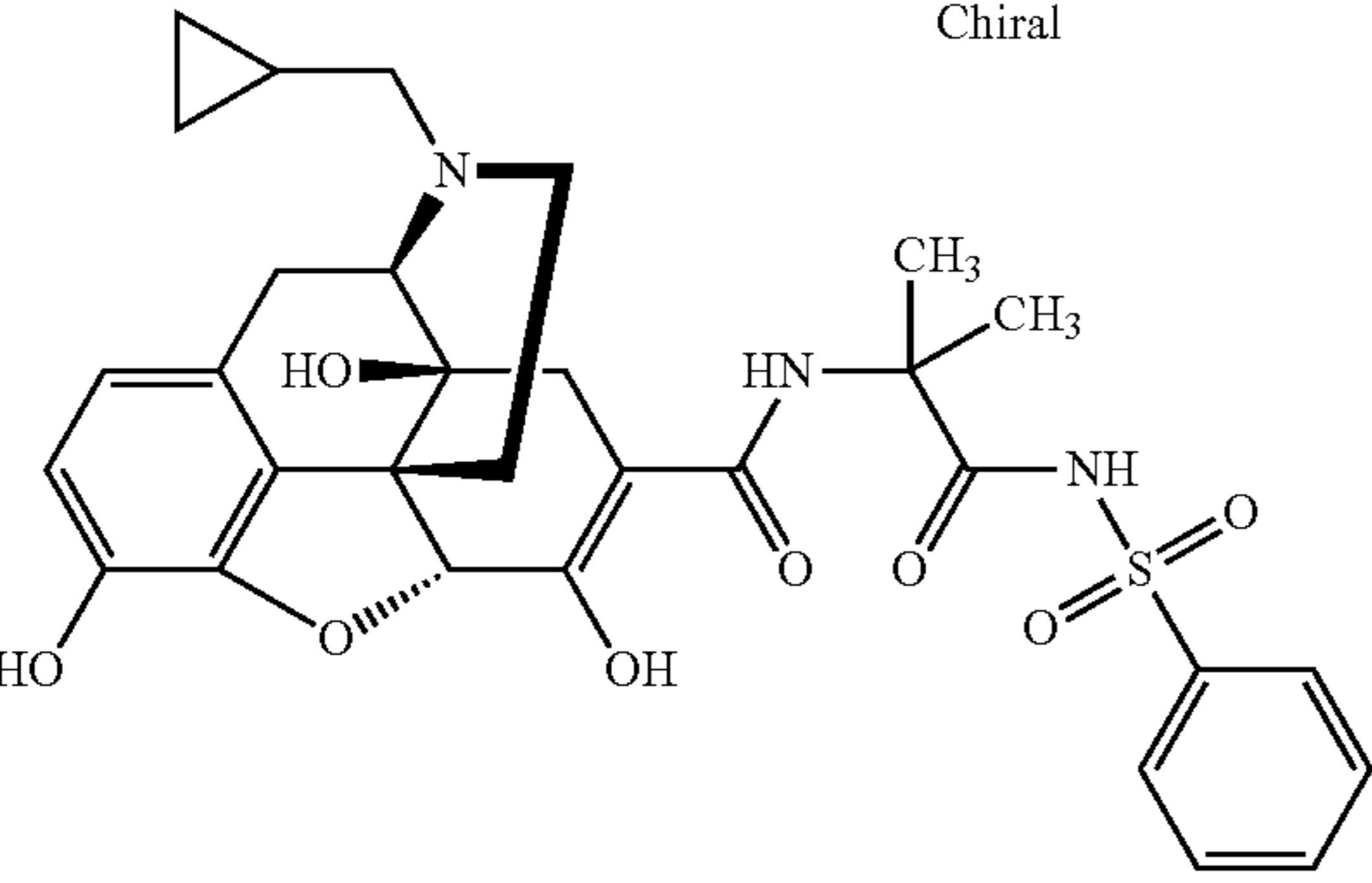
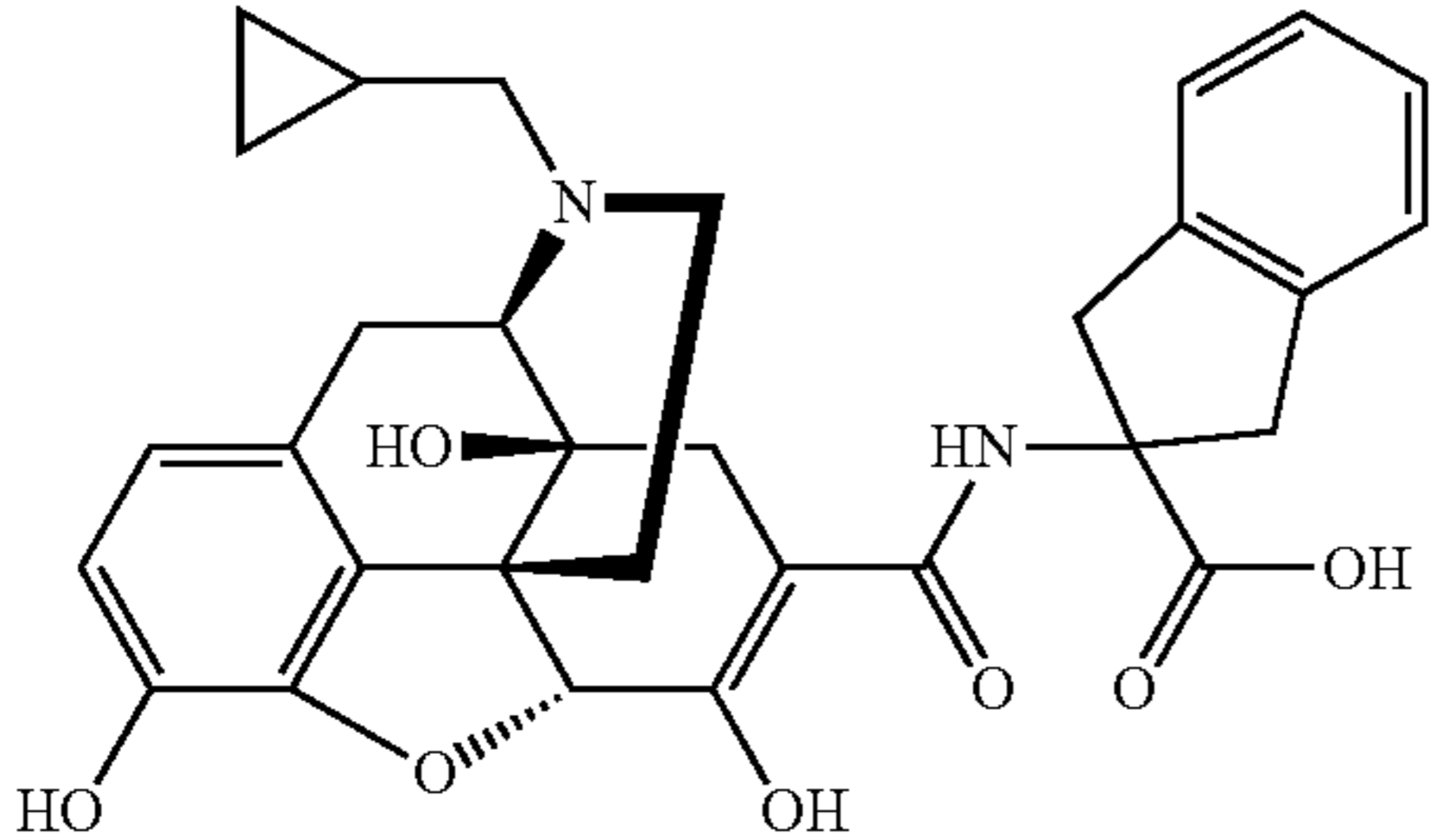
Compound No.	Chemical Structure	LC/MS* <sup>1</sup>
I-276		Chiral m/z 559 [M + H] <sup>+</sup> 0.53 min
I-277		Chiral m/z 610 [M + H] <sup>+</sup> 0.46 min
I-278		Chiral m/z 545 [M + H] <sup>+</sup> 0.38 min

TABLE 66-continued

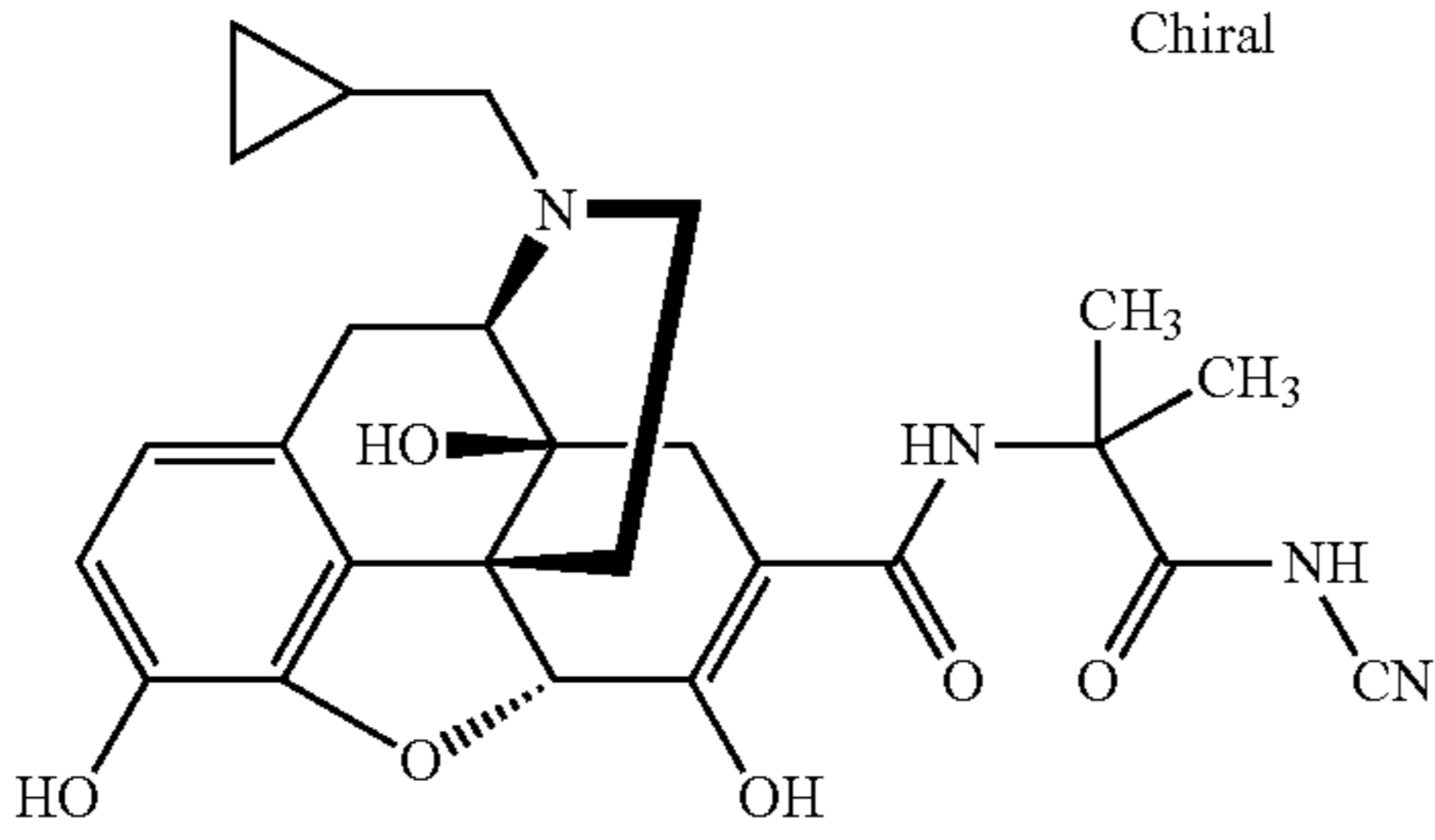
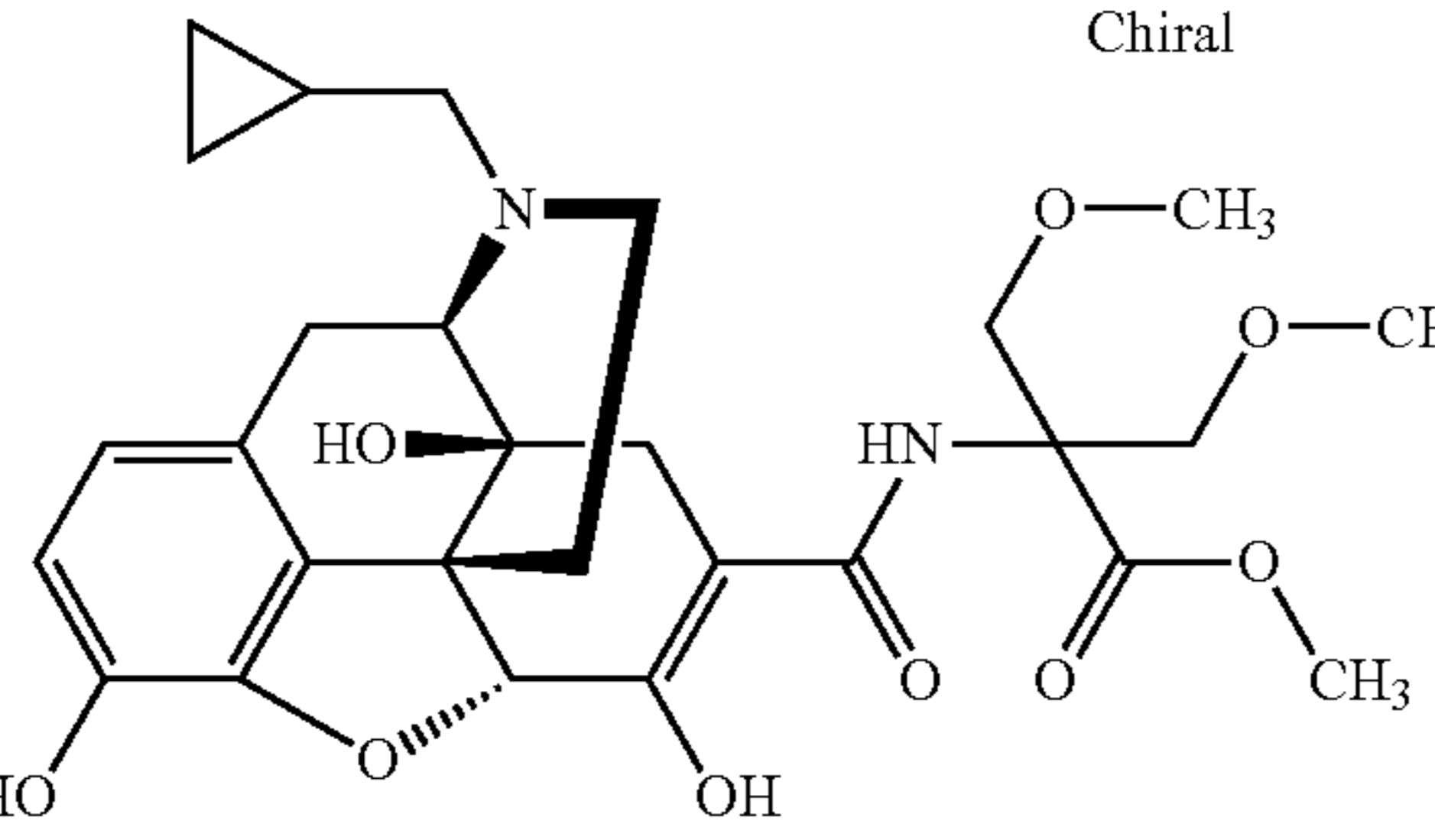
Compound No.	Chemical Structure	LC/MS* <sup>1</sup>
I-279	 <p>Chiral</p>	m/z 495 [M + H] <sup>+</sup> 0.31 min
I-280	 <p>Chiral</p>	m/z 545 [M + H] <sup>+</sup> 0.97 min

TABLE 67

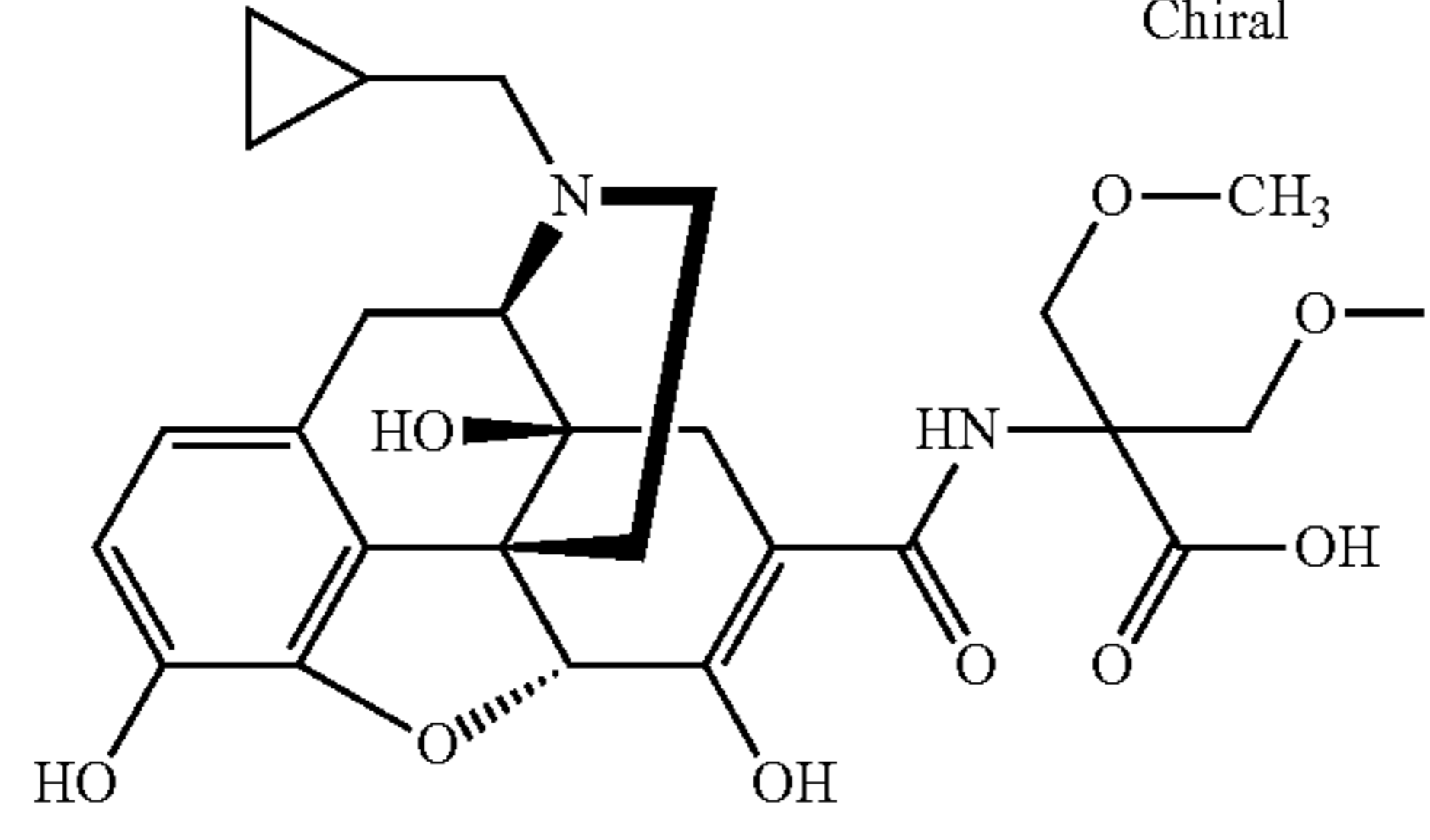
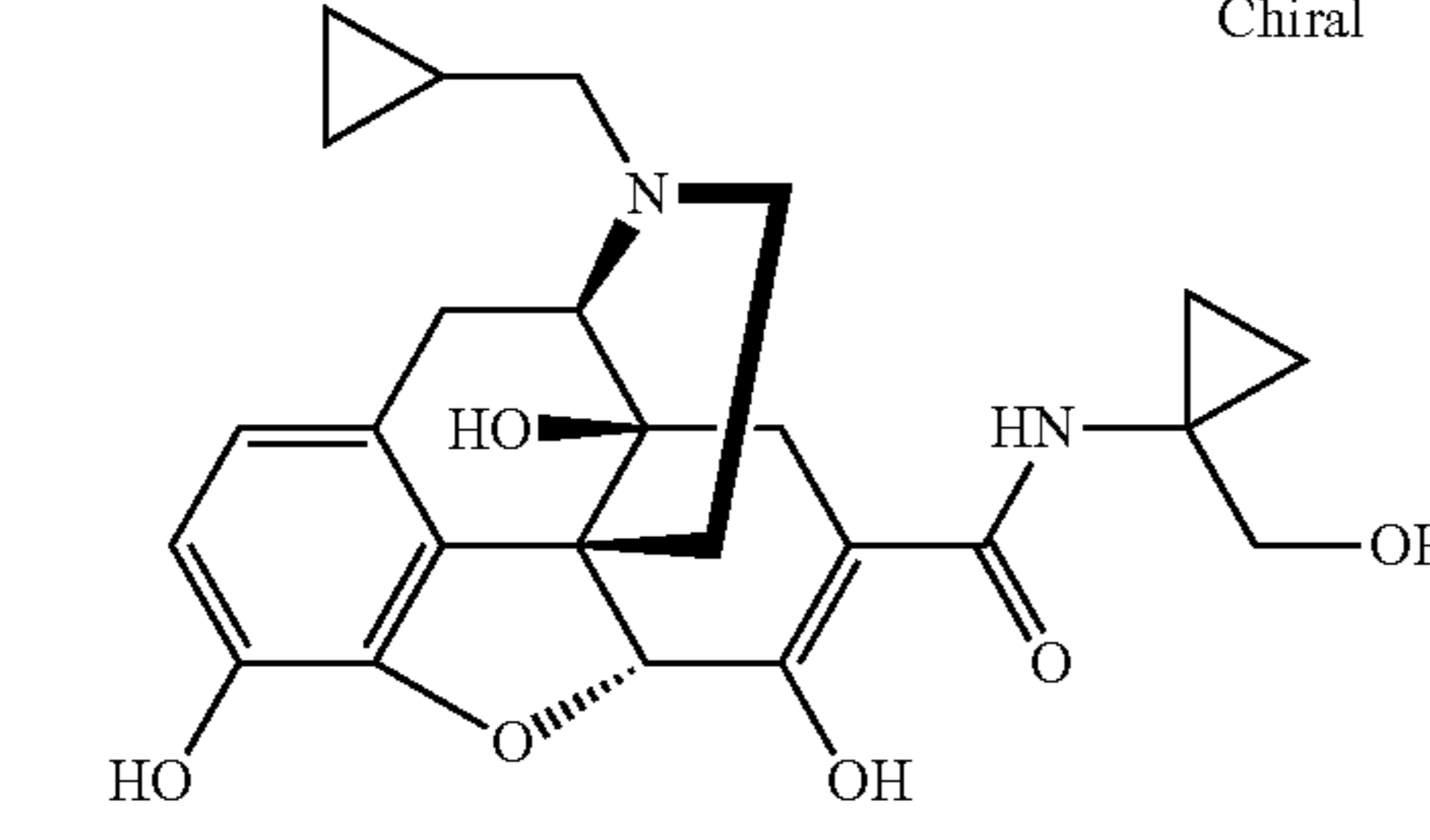
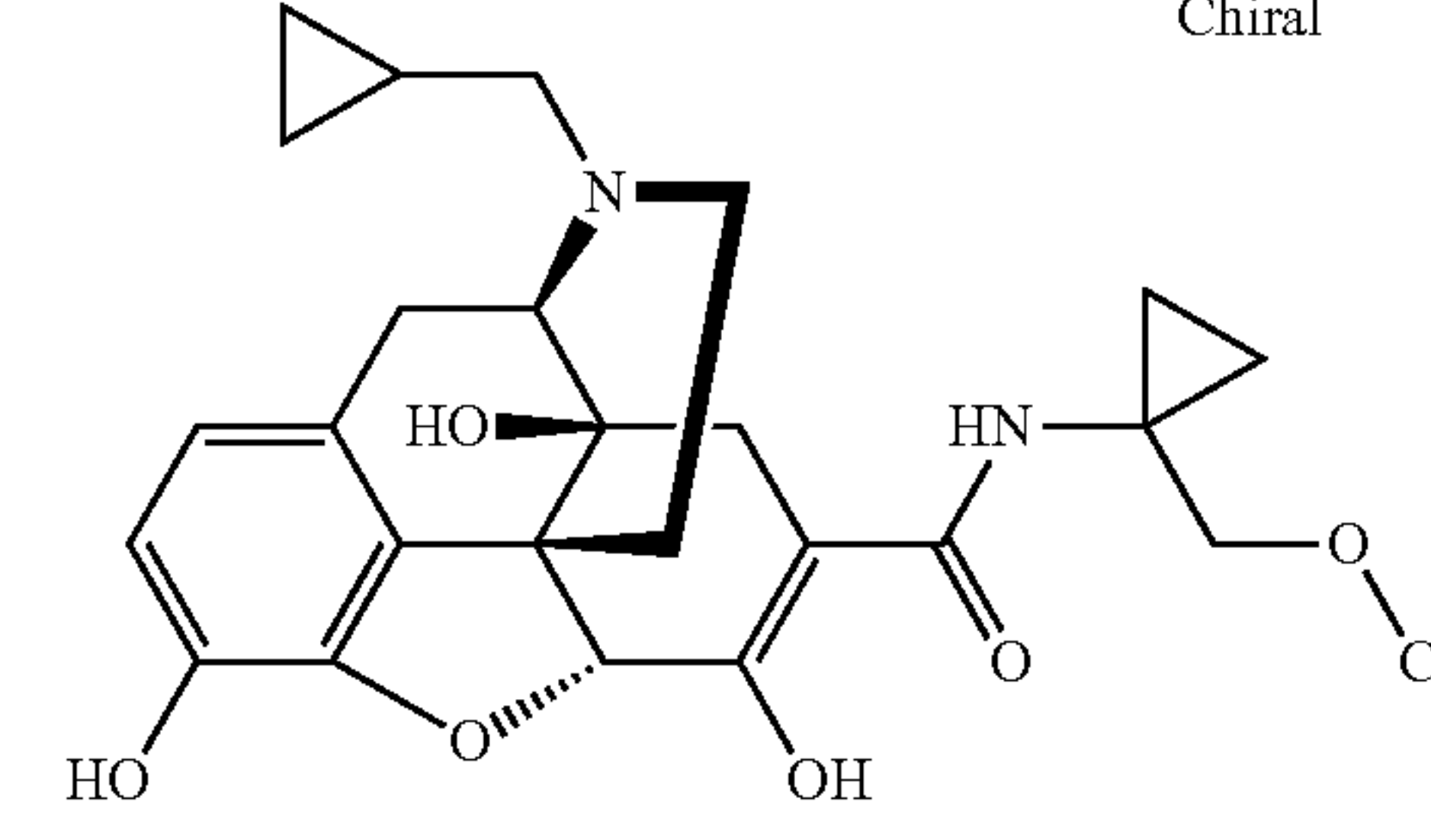
Compound No.	Chemical Structure	LC/MS* <sup>1</sup>
I-281	 <p>Chiral</p>	m/z 531 [M + H] <sup>+</sup> 0.92 min
I-282	 <p>Chiral</p>	m/z 455 [M + H] <sup>+</sup> 0.87 min
I-283	 <p>Chiral</p>	m/z 469 [M + H] <sup>+</sup> 0.94 min

TABLE 67-continued

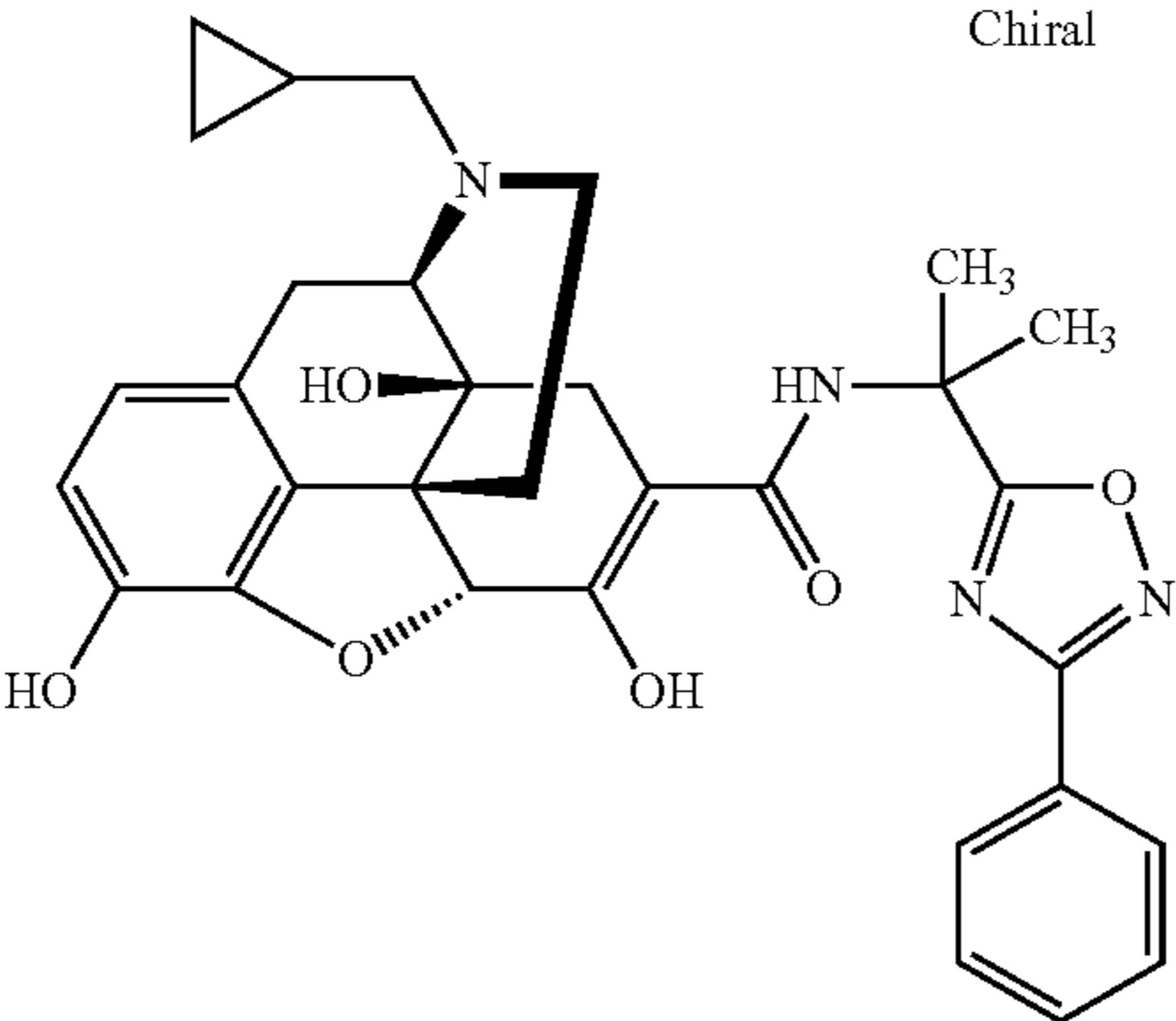
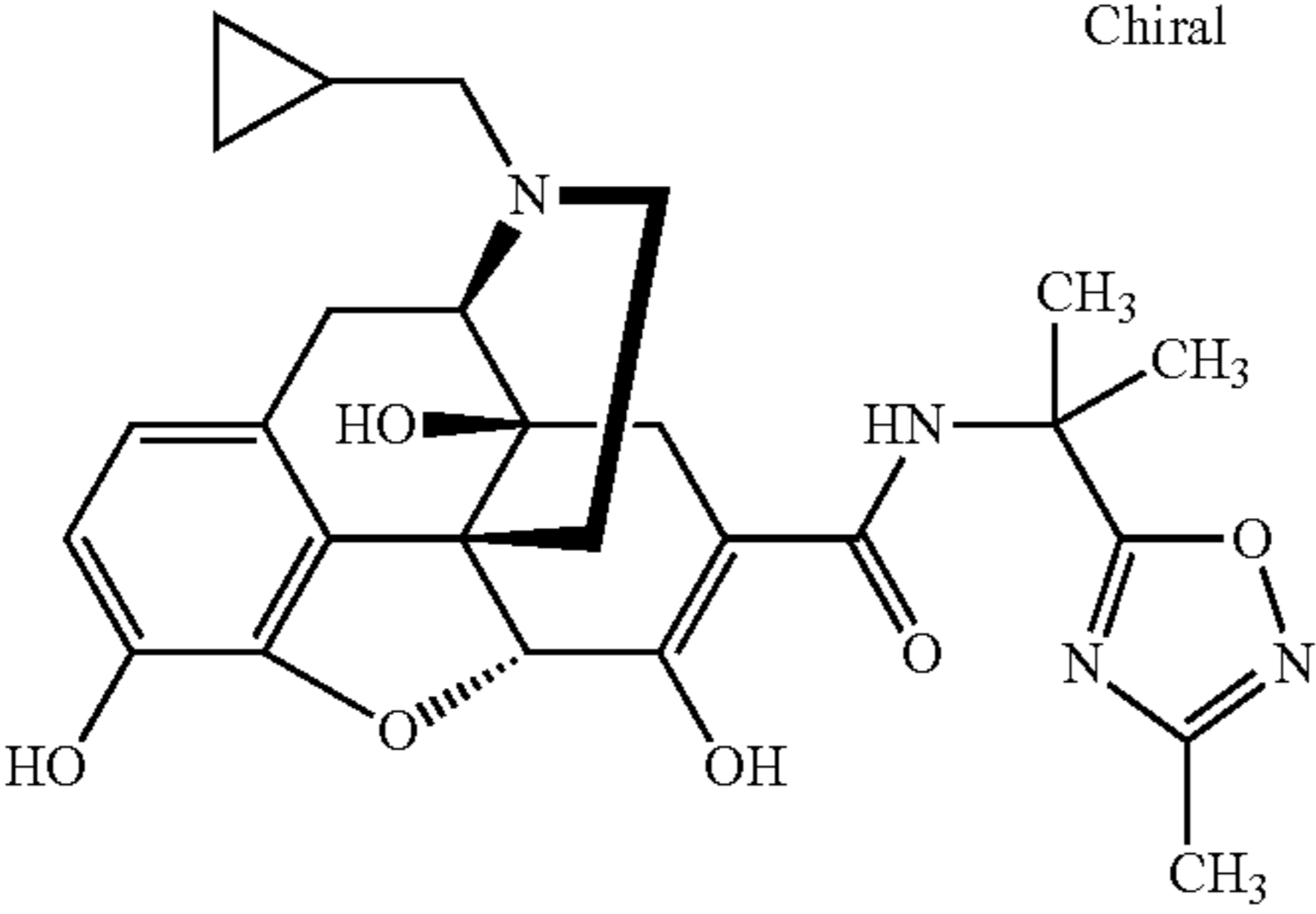
Compound No.	Chemical Structure	LC/MS* <sup>1</sup>
I-284		Chiral m/z 571 [M + H] <sup>+</sup> 0.68 min
I-285		Chiral m/z 509 [M + H] <sup>+</sup> 0.32 min

TABLE 68

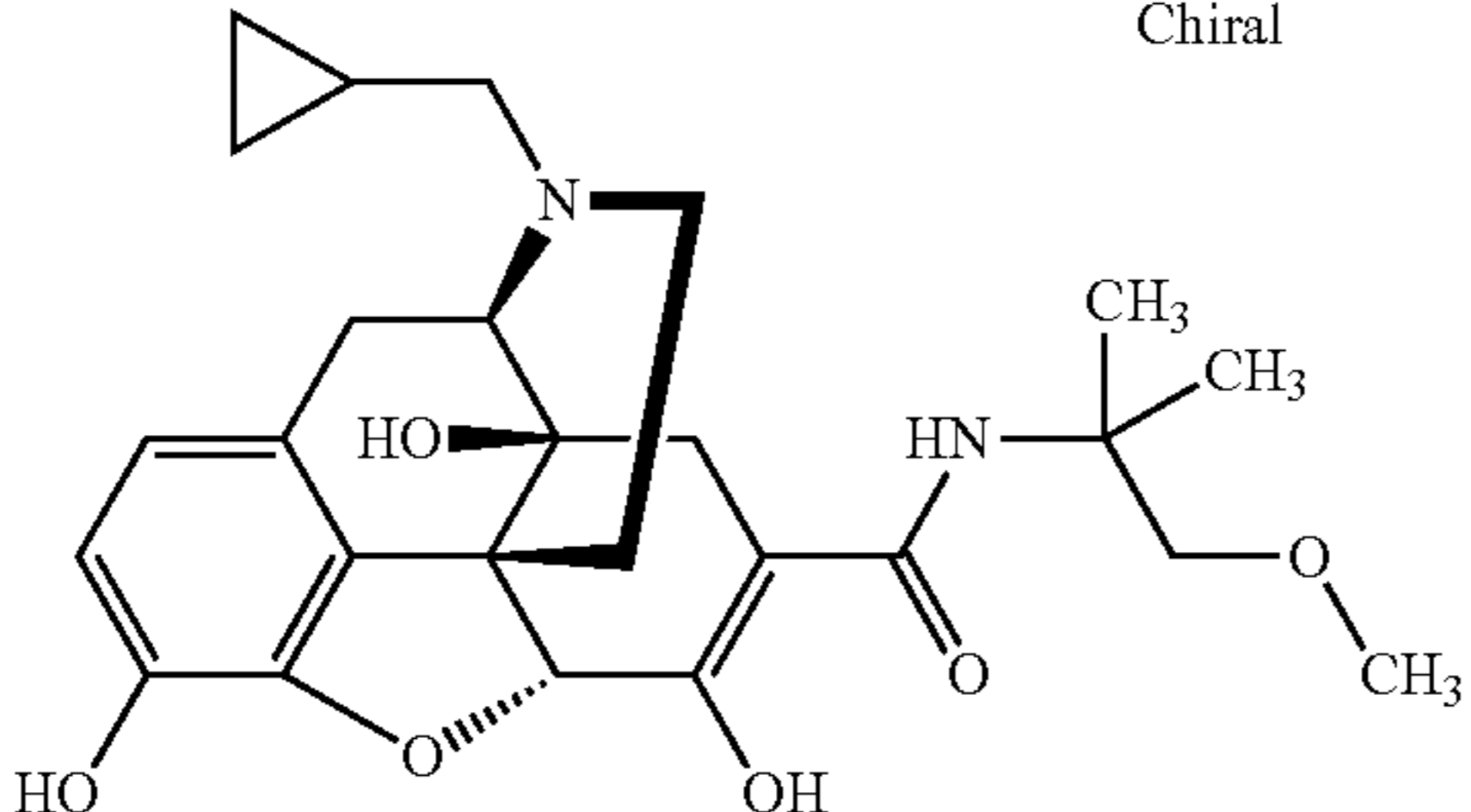
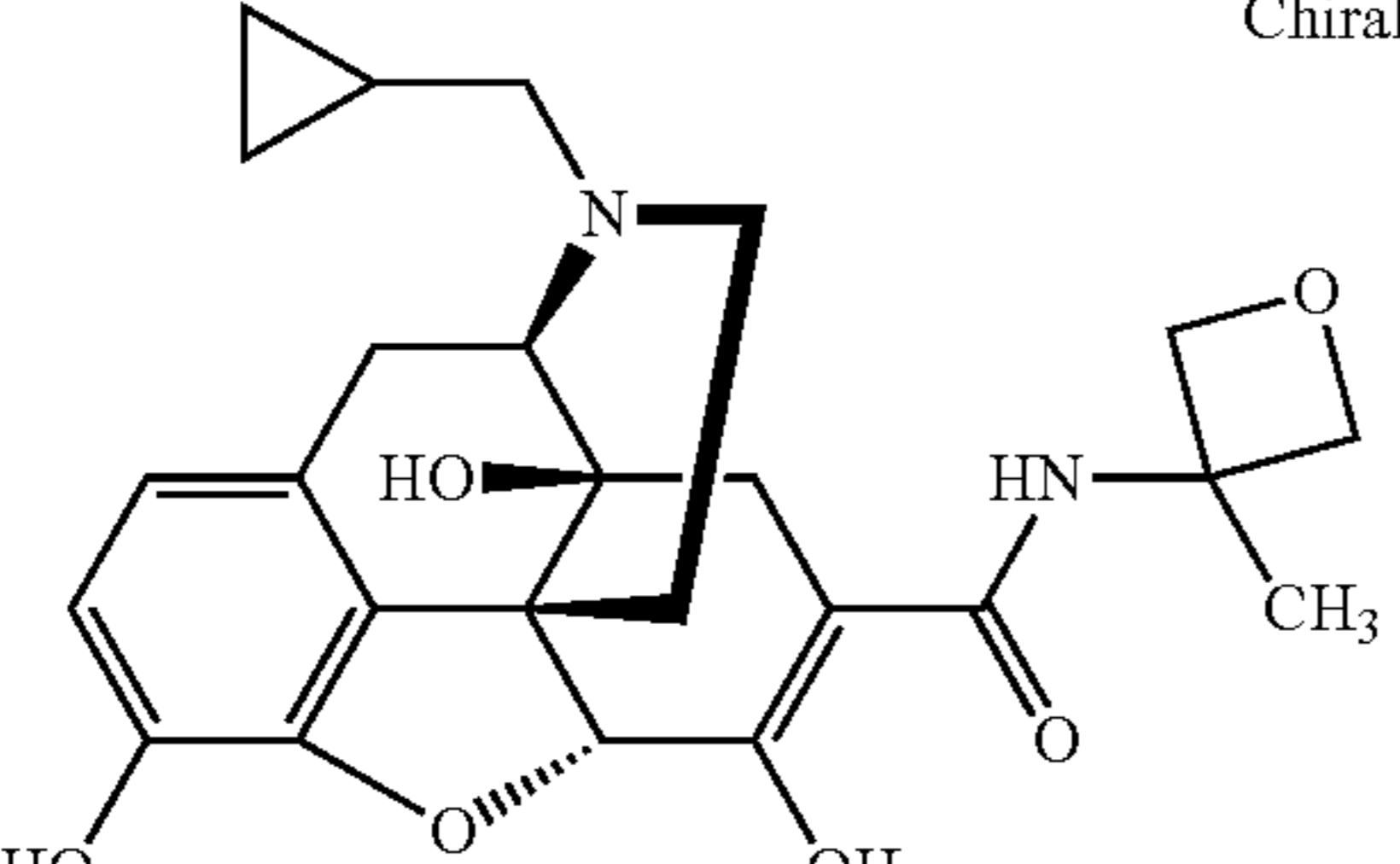
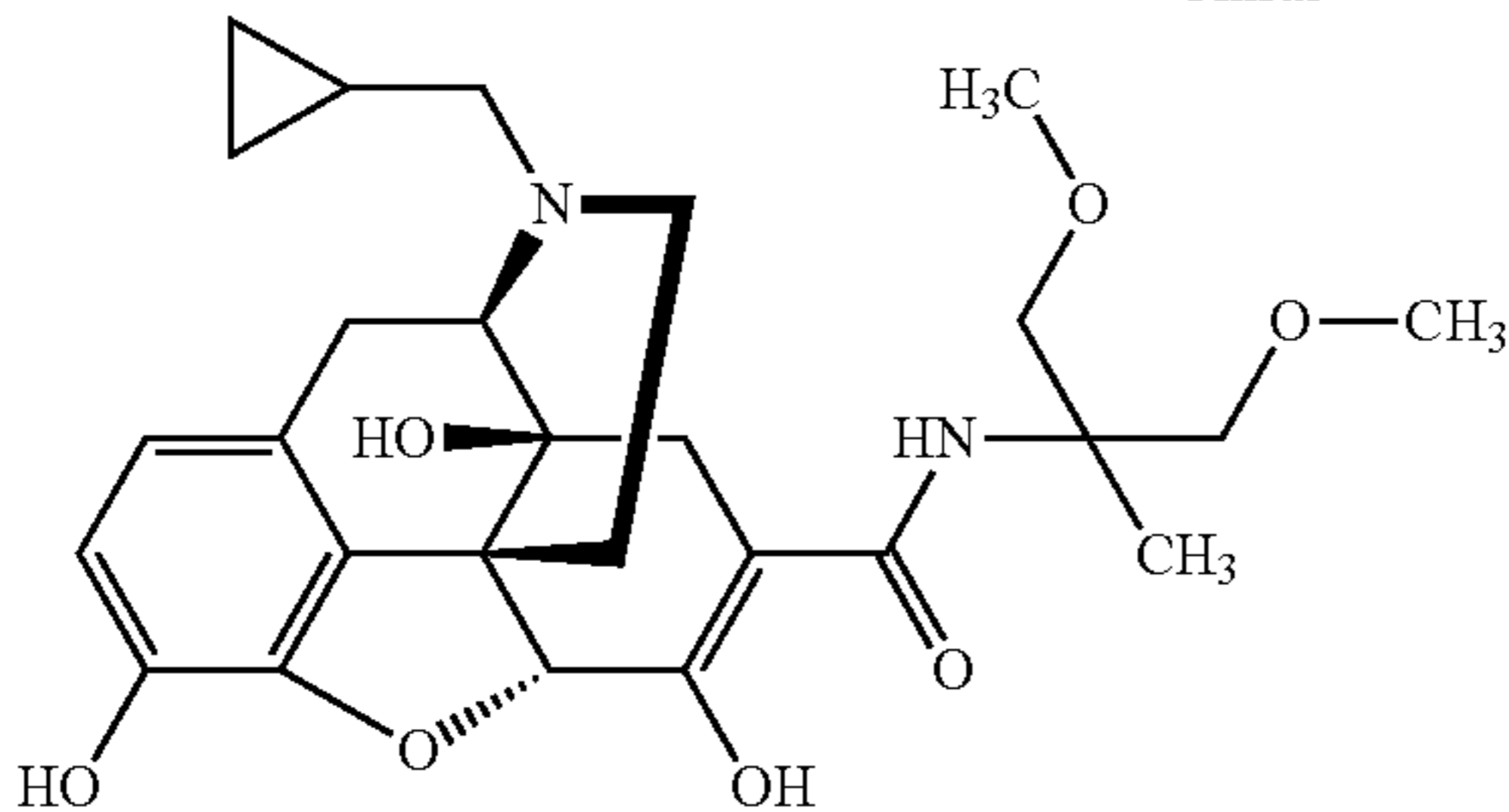
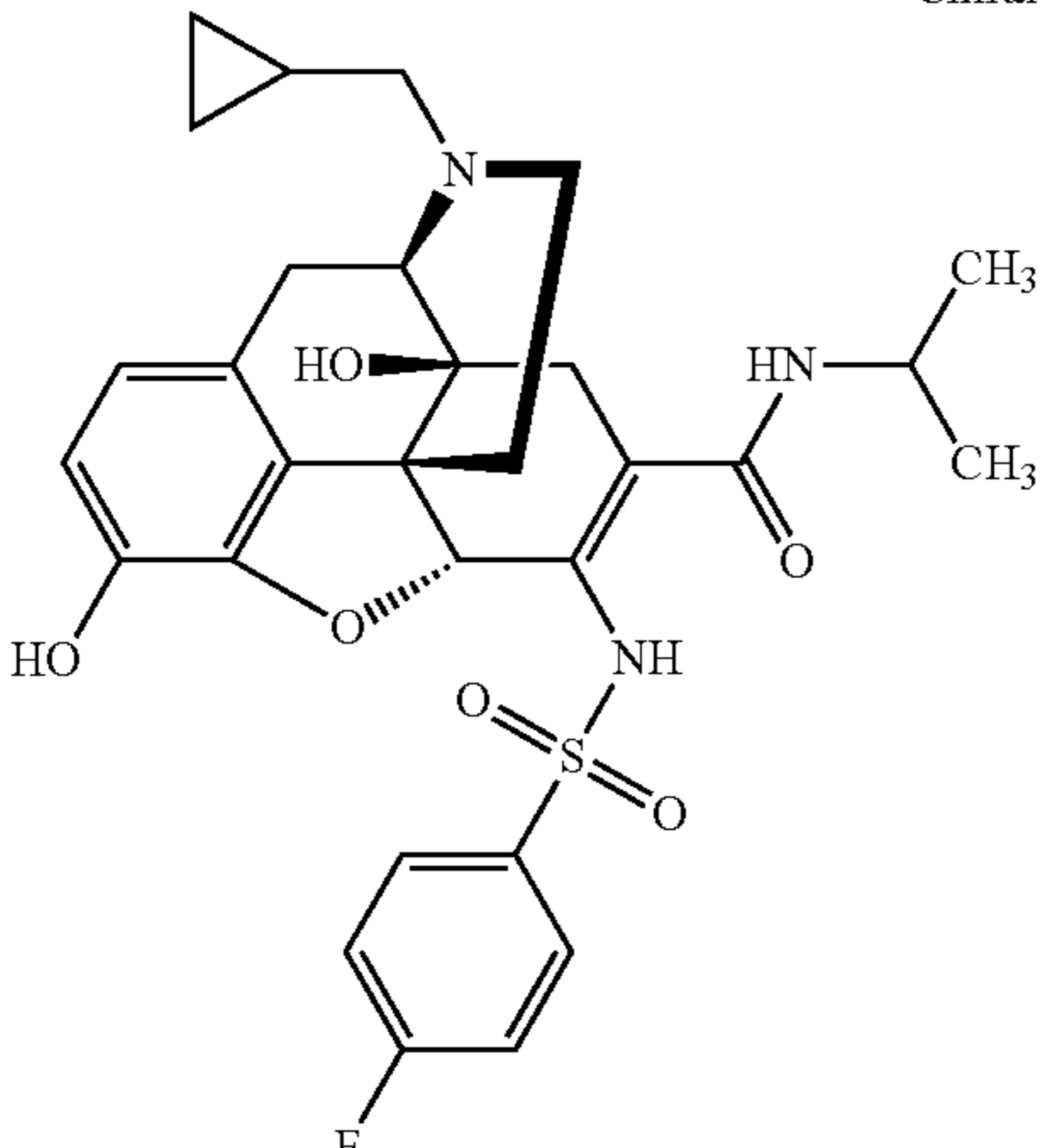
Compound No.	Chemical Structure	LC/MS* <sup>1</sup>
I-286		Chiral m/z 471 [M + H] <sup>+</sup> 0.32 min
I-287		Chiral m/z 455 [M + H] <sup>+</sup> 0.90 min



TABLE 68-continued

Compound No.	Chemical Structure	LC/MS*1
I-288		Chiral m/z 501 [M + H] <sup>+</sup> 0.32 min
I-289		Chiral m/z 584 [M + H] <sup>+</sup> 0.46 min

(LC/MS conditions of measurement)\*1:

Column: Chromolith Flash ROD RP-18e.

25 × 4.6 mm I.D.

Flow Rate: 2 ml/min

UV Detector: 280 nm

Solvent System:

[A] = H<sub>2</sub>O\_0.05% HCOOH

[B] = MeOH\_0.05% HCOOH

Gradient:

0 min; 90% [A]\_10% [B]

0.2 min; 90% [A]\_10% [B]

1.0 min; 10% [A]\_90% [B]

1.80 min; 10% [A]\_90% [B]

Proviso, values with symbol \*\* follow below conditions of measurement

Column: Phenomenex Luna 5 μ C18(2) 100A, size 50 × 4.60 mm

Gradient: 10%-100% Acetonitrile linear during 3.0 min at 3.0 mL/min

## Test Example 1

## Binding Assay of Opioid δ Receptor

## 1) Method of Preparing Membrane Specimen for Binding Assay

A rat cerebrum (Slc: SD) which had been stored at -80° C. was used. To a cerebrum which had been weighed was added a 20-fold amount of ice-cooled 10 mM Tris-HCl buffer (pH 7.0), and the mixture was homogenized (25000 rpm, 30 seconds) with Histocolon (NITI-ON), and centrifuged at 36600×g for 20 minutes. To the resulting pellet was added 15 ml of the same buffer, and the mixture was treated with Histocolon similarly, and centrifuged. This washing work was performed two times. After centrifugation, to the resulting pellet was added 15 mL of a 50 mM Tris-HCl buffer (pH 7.4), and this was treated with Histocolon, and finally resuspended in a 10-fold amount of the same buffer, which was used as a crude membrane fraction (Life Sci. 48,

111-116, 1991). The prepared membrane specimen was frozen and stored at -80° C., and at an assay, the specimen was rapidly thawed, and diluted to about 900 μg/mL with a 50 mM Tris-HCl buffer (pH 7.4) after the centrifugation and Histocolon treatment, and was used in an experiment. For measuring a protein concentration of the membrane specimen, Micro BCA Protein Assay Kit (PIERCE) was used.

## 2) Method of δ Receptor Binding Assay and Data Analysis

To a solution of 10 μl of the test compound diluted at 10-fold stage was added 10 μl of final 3 nM [<sup>3</sup>H]-DADLE (51.5 Ci/mmol: PerkinElmer) as a ligand. Into a tube was placed 480 μl of a rat cerebrum membrane fraction to which 100 mM choline chloride, 3 mM MnCl<sub>2</sub> and 100 nM DAMGO had been added, and this was incubated at 25° C. for 2 hours. After incubation, this was suction-filtered with a Whatman GF/C filter which had been pre-treated with 0.5% polyethyleneimine, and washed with 2.5 mL of an ice-cooled 10 mM Tris-HCl buffer (pH7.4) four times. After washing, the filter was transferred to a mini vial for liquid

## 189

scintillation counter, 5 mL of a scintillator (Cleasol I) was added, this was allowed to stand overnight, and the radioactivity was measured for 3 minutes with a liquid scintillation counter Tri-Carb 2200CA (PACKARD). DMSO was used for total binding (Total bound: TB) for data analysis, and 20  $\mu$ M levallorphan was used for non-specific binding (Non-specific bound: NB), and a  $K_i$  value of the test compound was calculated using a  $K_D$  value (2.93 nM) obtained in advance by Scatchard plot analysis.

Results are shown in Table 69.

TABLE 69

test compound	$K_i$ (nM)
I-3	8.76
I-4	7.38
I-7	7.4
I-10	19.92
I-13	5.02
I-30	5.34
I-39	41.8
I-49	3.99
I-92	5.23
I-118	27.65
I-133	9.85
I-135	9.76
I-145	13.87
I-188	3.01
I-199	12.77
I-208	13.28
I-229	5.9
I-240	11.5
I-243	5.2
I-244	0.56
I-267	41.46
I-283	3.73
I-284	0.91
I-285	5.77
I-286	2.46
I-288	5.36
I-289	0.47

From the above results, it is seen that compound (I) has an affinity for an opioid  $\delta$  receptor.

## Test Example 2

Binding Assay to Opioid  $\mu$  Receptor

## 1) Method of Preparing Membrane Specimen for Binding Assay

A rat cerebrum (Slc: SD) which had been stored at  $-80^\circ$  C. was used. To a cerebrum which had been weighed was added a 20-fold amount of ice-cooled 10 mM Tris-HCl buffer (pH 7.0), the mixture was homogenized (25000 rpm, 30 seconds) with Histocolon (NITI-ON), and centrifuged at 36600 $\times$ g for 20 minutes. To the resulting pellet was added 15 ml of the same buffer, and the mixture was treated with Histocolon similarly, and centrifuged. This washing work was performed two times. After centrifugation, to the resulting pellet was added 15 mL of a 50 mM Tris-HCl buffer (pH 7.4), this was treated with Histocolon, and this was finally resuspended in a 10-fold amount of the same buffer, which was used as a crude membrane fraction (Life Sci. 48, 111-116, 1991). The prepared membrane specimen was frozen and stored at  $-80^\circ$  C., and at a test, the specimen was rapidly thawed, and diluted to about 900  $\mu$ g/mL with a 50 mM Tris-HCl buffer (pH 7.4) after the centrifugation and Histocolon treatment, and was used in an experiment. For measuring a protein concentration of the membrane specimen, Micro BCA Protein Assay Kit (PIERCE) was used.

## 190

2) Method of  $\mu$  Receptor Binding Assay and Data Analysis

To a solution of 10  $\mu$ l of the test compound diluted at 10-fold stage diluted test compound was added 10  $\mu$ l of final 2 nM [ $^3$ H]-DAMGO (51.5 Ci/mmol: PerkinElmer) as a ligand, further, 4800 of a rat cerebrum membrane fraction was placed into a tube, and this was incubated at  $25^\circ$  C. for 2 hours. After incubation, this was suction-filtered with a Whatman GF/C filter which had been pre-treated with 0.5% polyethyleneimine, and washed with 2.5 mL of an ice-cooled 10 mM Tris-HCl buffer (pH 7.4) four times. After washing, the filter was transferred to a mini vial for liquid scintillation counter, 5 mL of a scintillator (Cleasol I) was added, and this was allowed to stand overnight, and the radioactivity was measured for 3 minutes with a liquid scintillation counter Tri-Carb 2200CA (PACKARD). DMSO was used for total binding (Total bound: TB) for data analysis, and 20  $\mu$ M levallorphan was used for non-specific binding (Non-specific bound: NB), and a  $K_i$  value of the test compound was calculated using a  $K_D$  value (1.72 nM) obtained in advance by Scatchard plot analysis (Anal. Biochem. 107(1), 220-239, 1980).

Results are shown in Table 70.

TABLE 70

test compound	$K_i$ (nM)
I-4	5.18
I-10	4.05
I-39	0.33
I-49	16.49
I-118	2.29
I-122	2.7
I-123	1.68
I-124	3.9
I-133	4.99
I-135	1.58
I-138	15.53
I-145	28.09
I-188	17.27
I-199	9.45
I-208	5.89
I-229	1.3
I-240	6.85
I-243	5.28
I-244	11.02
I-267	0.84
I-283	20.14
I-284	1.13
I-285	7.29
I-286	13.98
I-288	14.38
I-289	12.95

## Test Example 3

## Mouse Carbon Powder Transport Assay

## 1) Preparation of Test Diet (Carbon Powder)

Using a 10 w/v % arabic gum aqueous solution, a 5 w/v % active carbon solution was prepared, which was used as a test diet.

## 2) Animal

A ddY line male mouse (5 to 6 weeks old) was used. The mouse was fasted from about 20 or more hours before assay initiation, and water was given ad lib.

## 3) Test Compound and Medium

The test compound was dissolved in a solvent (DMAA/Solutol/5% meglumine=15/15/70).

DMAA: N,N-dimethylacetamide

Solutol: Solutol (registered trademark) HS15

## 191

Meglumine: D(-)-N-methylglucamine

Morphine hydrochloride was dissolved in a physiological saline. The test compound, the above solvent and morphine were all administered at a liquid amount of 10 mL/kg.

## 4) Assay Method

The test compound 3 mg/kg (test compound administration group) or the solvent (solvent administration group) were subcutaneously administered and, after 15 minutes, amount of 3 mg/kg of morphine was administered to all groups. As a control group, the solvent was subcutaneously administered and, after 15 minutes, a physiological saline was administered.

The test diet 10 mL/kg was orally administered at 15 minutes after administration of morphine. At thirty minutes after administration of the test diet (60 minutes after administration of the test substance), all mice were isolated from esophagus to an ileocecal part near a stomach cardia part. A distance from pyloric part of the stomach to an ileocecal part (full length of small intestine) and a distance until a carbon powder reaching front part (carbon powder movement distance) were measured. The antagonistic activity on the carbon powder transport of inhibitory activity by morphine was calculated as MPE (%) using the following equation. Results are shown in Table 71.

$$\text{Transport rate (\%)} = (\text{carbon powder movement distance} / \text{full length of small intestine (cm)}) \times 100$$

$$\text{M.P.E. (\%)} = \left\{ \frac{\text{small intestine transport rate (\%)} \text{ of each individual of test compound administration group} - \text{average small intestine transport rate (\%)} \text{ of solvent administration group}}{\text{average small intestine transport rate (\%)} \text{ of control group} - \text{average small intestine transport rate (\%)} \text{ of solvent administration group}} \right\} \times 100$$

TABLE 71

test compound	M.P.E. (%)
I-39	52
I-49	80
I-118	55.6
I-122	31.5
I-123	44.1
I-124	46.6
I-133	106.9
I-135	59.7
I-138	55.8
I-145	60.2
I-188	74.6
I-199	62.8
I-208	81.2
I-229	39.7
I-240	36.3
I-243	52.6
I-244	71.6
I-267	60
I-283	63.7
I-284	79.6
I-285	82.5
I-286	70.6
I-288	101.3
I-289	67

## 192

## Formulation Example 1

A granule containing the following ingredients is prepared.

Ingredient	
Compound represented by formula (I)	10 mg
Lactose	700 mg
Corn starch	274 mg
HPC-L	16 mg
1000 mg	

The compound represented by the formula (I) and lactose are passed through a 60 mesh sieve. Corn starch is passed through a 120 mesh sieve. These are mixed with a V-type mixer. To a mixed powder is added a HPC-L (lower viscosity hydroxypropylcellulose) aqueous solution, the materials are kneaded, granulated (extrusion granulation, pore diameter 0.5 to 1 mm), and dried. The resulting dry granule is passed through a sieve using a vibration sieve (12/60 mesh) to obtain a granule.

## Formulation Example 2

A granule for filling into a capsule containing the following ingredients is prepared.

Ingredient	
Compound represented by formula (I)	15 mg
Lactose	90 mg
Corn starch	42 mg
HPC-L	3 mg
150 mg	

The compound represented by the formula (I) and lactose are passed through a 60 mesh sieve. Corn starch is passed through a 120 mesh sieve. These are mixed, to a mixed powder is added a HPC-L solution, the materials are kneaded, granulated, and dried. The resulting dry granule is size-adjusted, 150 mg of which is filled into a No. 4 hard gelatin capsule.

## Formulation Example 3

A tablet containing the following ingredients is prepared.

Ingredient	
Compound represented by the formula (I)	10 mg
Lactose	90 mg
Microcrystalline cellulose	30 mg
CMC-Na	15 mg
Magnesium stearate	5 mg
150 mg	

The compound represented by the formula (I), lactose, microcrystalline cellulose, CMC-NA (carboxymethylcellulose sodium salt) are passed through a 60 mesh sieve, and mixed. Into a mixed powder is mixed magnesium stearate to obtain a mixed powder for tableting. The present mixed powder is compressed to obtain 150 mg of a tablet.

## 193

## Formulation Example 4

The following ingredients are warmed, mixed, and sterilized to obtain an injectable.

Ingredient	
Compound represented by the formula (I)	3 mg
Nonionic surfactant	15 mg
Purified water for injection	1 ml

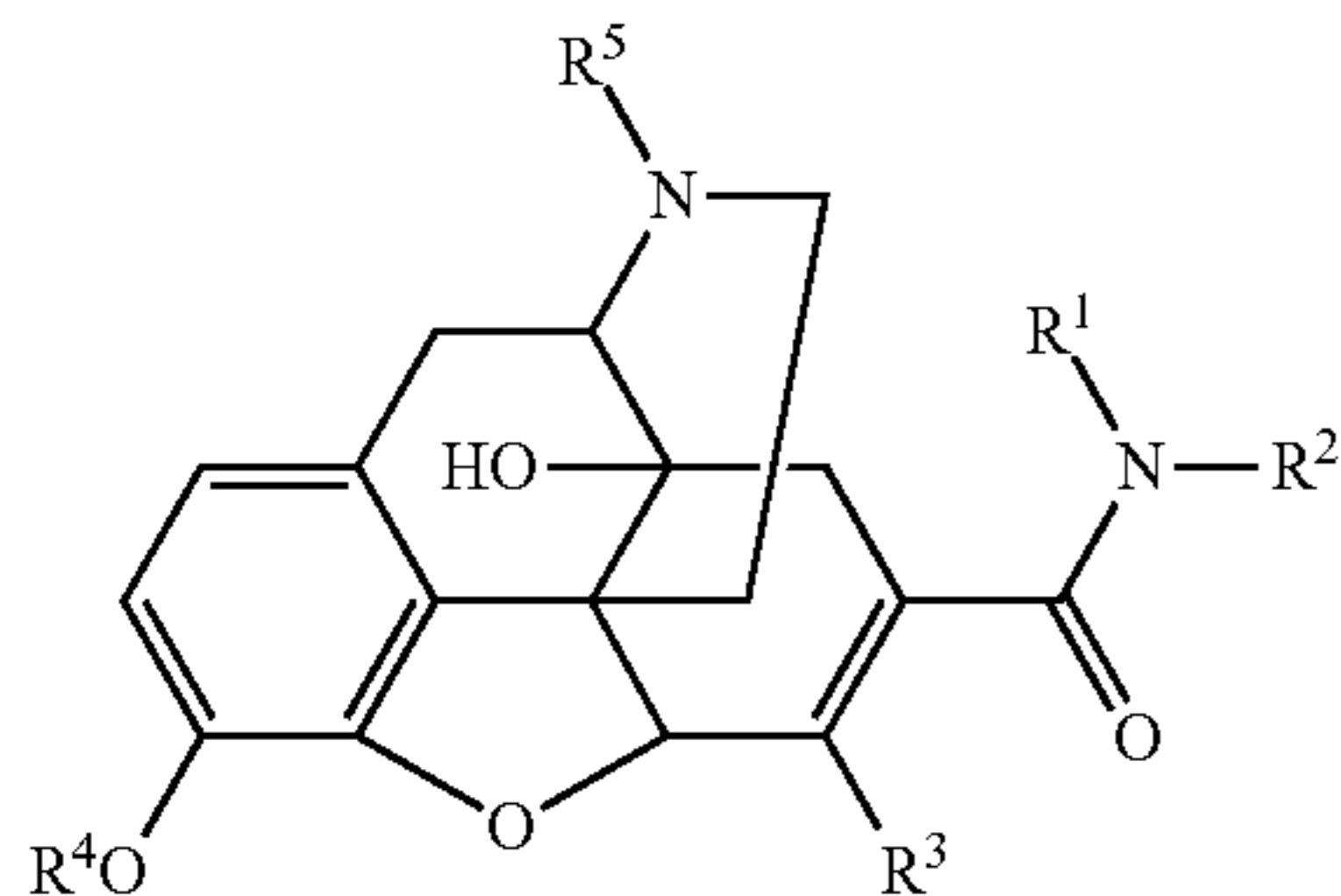
## INDUSTRIAL APPLICABILITY

The present invention is useful as an agent for alleviating a side effect such as emesis, vomiting and/or constipation.

The invention claimed is:

1. A compound represented by the formula (I):

[[Chemical formula 1]]

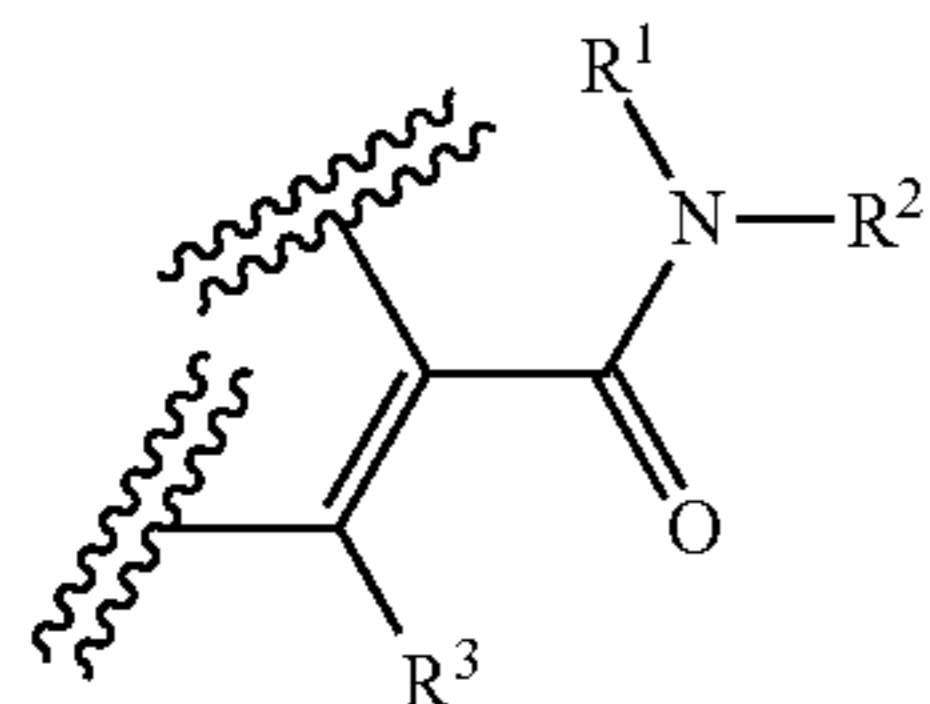


wherein  $R^1$  and  $R^2$  are each independently hydrogen, optionally substituted lower alkyl, optionally substituted lower alkenyl, optionally substituted lower alkynyl, optionally substituted lower alkylsulfonyl, optionally substituted acyl, optionally substituted cycloalkyl, optionally substituted cycloalkenyl, optionally substituted aryl, an optionally substituted heterocyclic group, optionally substituted arylsulfonyl, or  $R^1$  and  $R^2$  are taken together with the nitrogen atom to which they are attached to form optionally substituted heterocycle;

$R^3$  is hydrogen, hydroxy, optionally substituted lower alkyl, optionally substituted lower alkenyl, optionally substituted lower alkynyl, optionally substituted lower alkoxy, mercapto, optionally substituted lower alkylthio, optionally substituted amino, optionally substituted carbamoyl, optionally substituted acyl, optionally substituted acyloxy, optionally substituted aryl, or an optionally substituted heterocyclic group; or

the group represented by the formula:

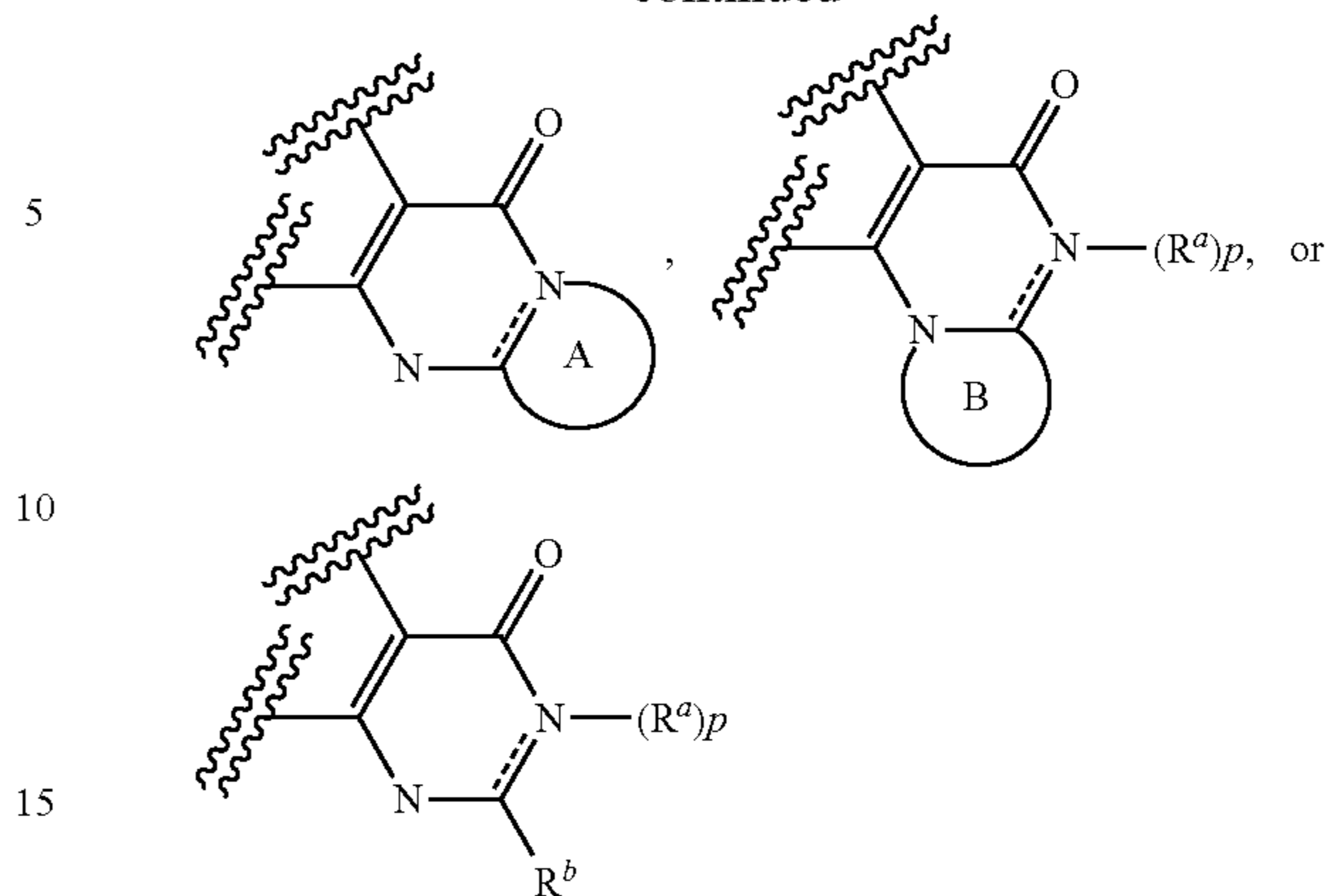
[[Chemical formula 2]]



[[ (2) may be ] is selected from

## 194

-continued



wherein ring A and ring B are each independently optionally substituted nitrogen-containing heterocycle optionally containing additional nitrogen atom, oxygen atom, and/or sulfur atom in the ring;

a broken line indicates the presence or the absence of a bond;

when a broken line indicates the presence of a bond,  $p$  is 0;

when a broken line indicates the absence of a bond,  $p$  is 1;

$R^a$  is hydrogen, optionally substituted lower alkyl, optionally substituted lower alkenyl, or optionally substituted lower alkynyl;

and  $R^b$  is hydrogen or oxo;

$R^4$  is hydrogen or lower alkyl; and

$R^5$  is hydrogen, lower alkyl, cycloalkyl lower alkyl or lower alkenyl,

or a pharmaceutically acceptable salt, or a solvate thereof.

2. The compound according to claim 1, wherein  $R^3$  is hydroxy,

or a pharmaceutically acceptable salt, or a solvate thereof.

3. The compound according to claim 1, wherein  $R^3$  is optionally substituted amino, or a pharmaceutically acceptable salt, or a solvate thereof.

4. The compound in claim 1, wherein  $R^1$  is hydrogen or lower alkyl,  $R^2$  is optionally substituted lower alkyl, optionally substituted phenyl, optionally substituted cycloalkyl, or an optionally substituted heterocyclic group, and  $R^5$  is cyclopropylmethyl, or a pharmaceutically acceptable salt or a solvate thereof.

5. A pharmaceutical composition containing a compound in any one of claims 1 to 4, or a pharmaceutically acceptable salt, or a solvate thereof.

6. A composition having an opioid receptor antagonistic activity containing a compound in any one of claims 1 to 4, or a pharmaceutically acceptable salt, or a solvate thereof.

7. A composition for treating and/or preventing emesis, vomiting and/or constipation containing a compound in any one of claims 1 to 4, or a pharmaceutically acceptable salt, or a solvate thereof.

8. A composition for alleviating, treating, and/or preventing a side effect induced by a compound having opioid receptor agonistic activity containing a compound in any one of claims 1 to 4, or a pharmaceutically acceptable salt, or a solvate thereof.

9. A composition for alleviating, treating and/or preventing a side effect according to claim 8, wherein the side effect is emesis, vomiting and/or constipation.

195

10. A composition for alleviating, treating and/or preventing a side effect according to claim 9, wherein the compound having the opioid receptor agonistic activity is morphine, oxycodone, or a pharmaceutically acceptable salt, or a solvate thereof.

11. A method for alleviating, treating and/or preventing emesis, vomiting and/or constipation, comprising administering the compound in any one of claims 1 to 4, or a pharmaceutically acceptable salt, or a solvate thereof.

12. An analgesic composition containing

a compound having an opioid receptor agonistic activity,

and an effective amount of compound according to any

one of claims 1 to 4, or a pharmaceutically acceptable

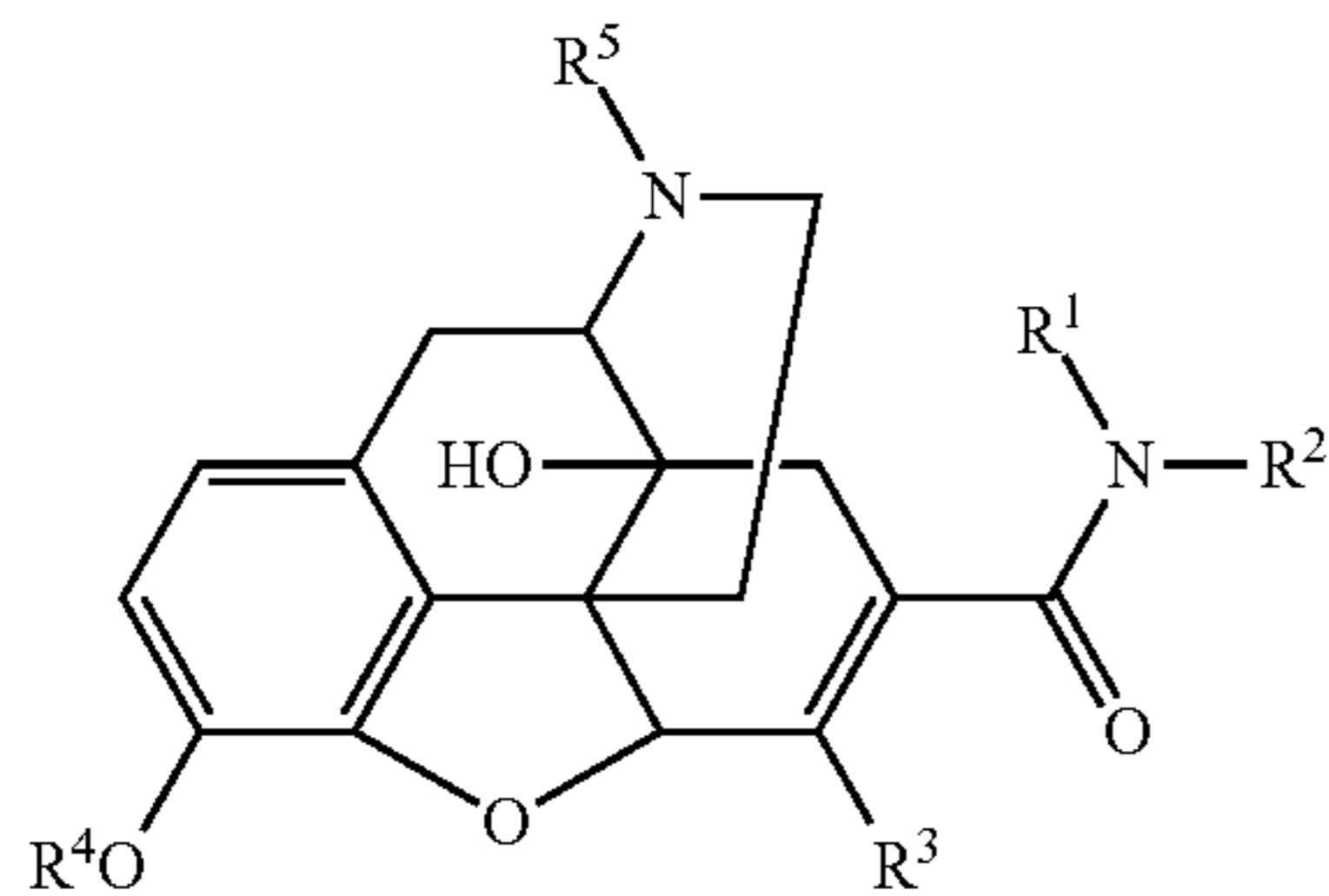
salt, or a solvate thereof, for alleviating and/or preventing

a side effect induced by administration of the

compound having an opioid receptor agonistic activity.

13. A method for alleviating, treating and/or preventing emesis, vomiting and/or constipation, comprising administering a compound, or a pharmaceutically acceptable salt, or a solvate thereof, wherein the compound is represented by the formula (I):

[[Chemical formula 1]]



wherein

R<sup>1</sup> is hydrogen;

R<sup>2</sup> is selected from lower alkyl optionally substituted with lower alkoxy, lower alkoxy carbonyl, or a heterocyclic group optionally substituted with lower alkyl or phenyl; phenyl optionally substituted with lower alkyl, lower alkoxy, halogen, or cyano lower alkyl; cycloalkyl optionally substituted with lower alkoxy carbonyl or lower alkoxy lower alkyl; or a heterocyclic group optionally substituted with lower alkoxy or oxo;

R<sup>3</sup> is hydroxyl;

R<sup>4</sup> is hydrogen; and

R<sup>5</sup> is cyclopropylmethyl;

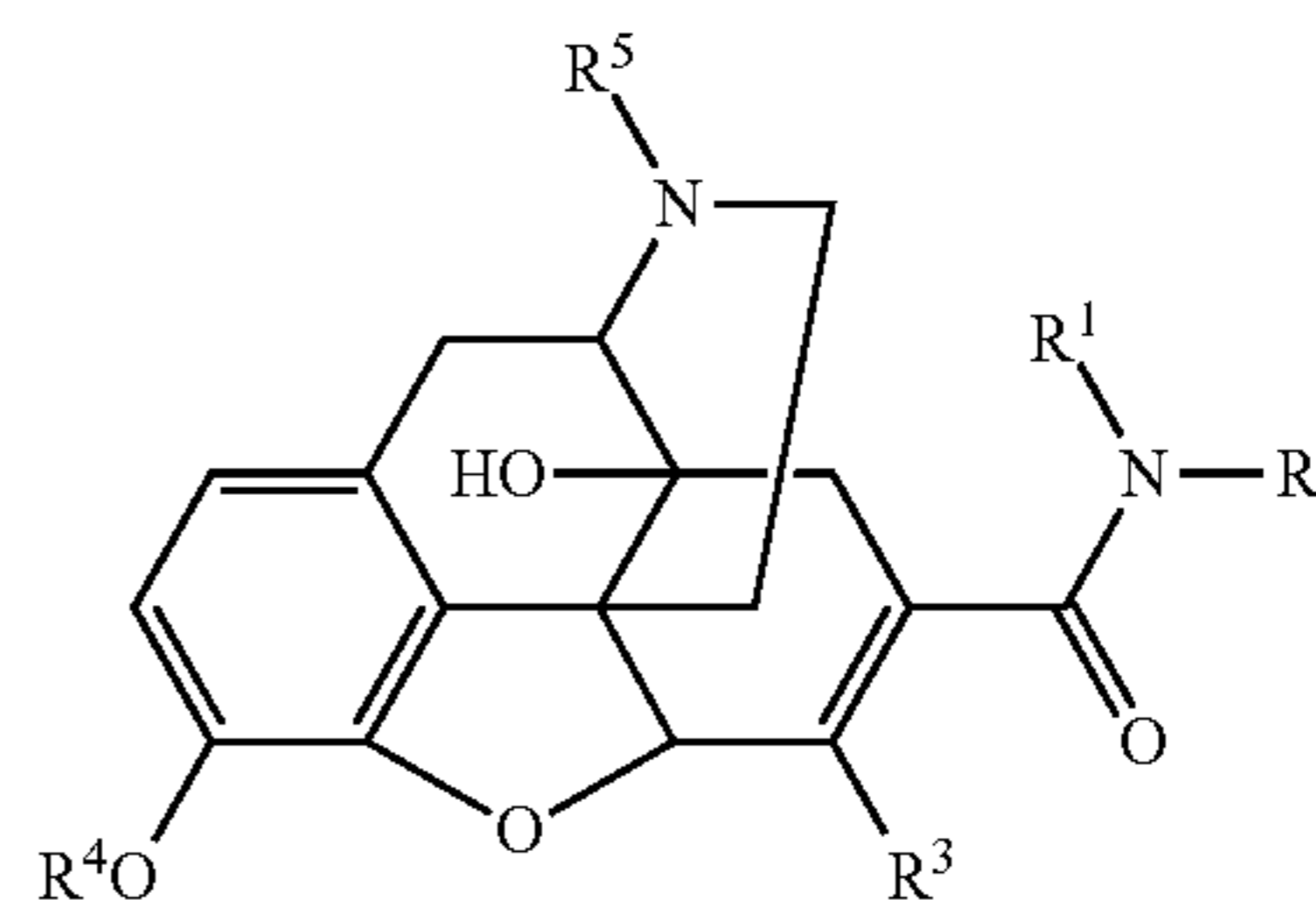
or a pharmaceutically acceptable salt, or a solvate thereof.

14. A method for alleviating, treating and/or preventing emesis, vomiting and/or constipation, comprising administering a compound, or a pharmaceutically acceptable salt, or a solvate thereof, wherein the compound is represented by the formula (I):

196

[[Chemical Formula 1]]

(I)



wherein

R<sup>1</sup> is hydrogen;

R<sup>2</sup> is lower alkyl optionally substituted with lower alkoxy or with a heterocyclic group that is optionally substituted with aryl; phenyl optionally substituted with lower alkyl or with lower alkoxy; cycloalkyl substituted with lower alkyl carbonyl; or a heterocyclic group substituted with lower alkoxy or with aryl;

R<sup>3</sup> is hydroxyl;

R<sup>4</sup> is hydrogen; and

R<sup>5</sup> is cyclopropylmethyl;

or a pharmaceutically acceptable salt, or solvate thereof.

15. A method for alleviating, treating and/or preventing emesis, vomiting and/or constipation, comprising administering

(I)

35

40

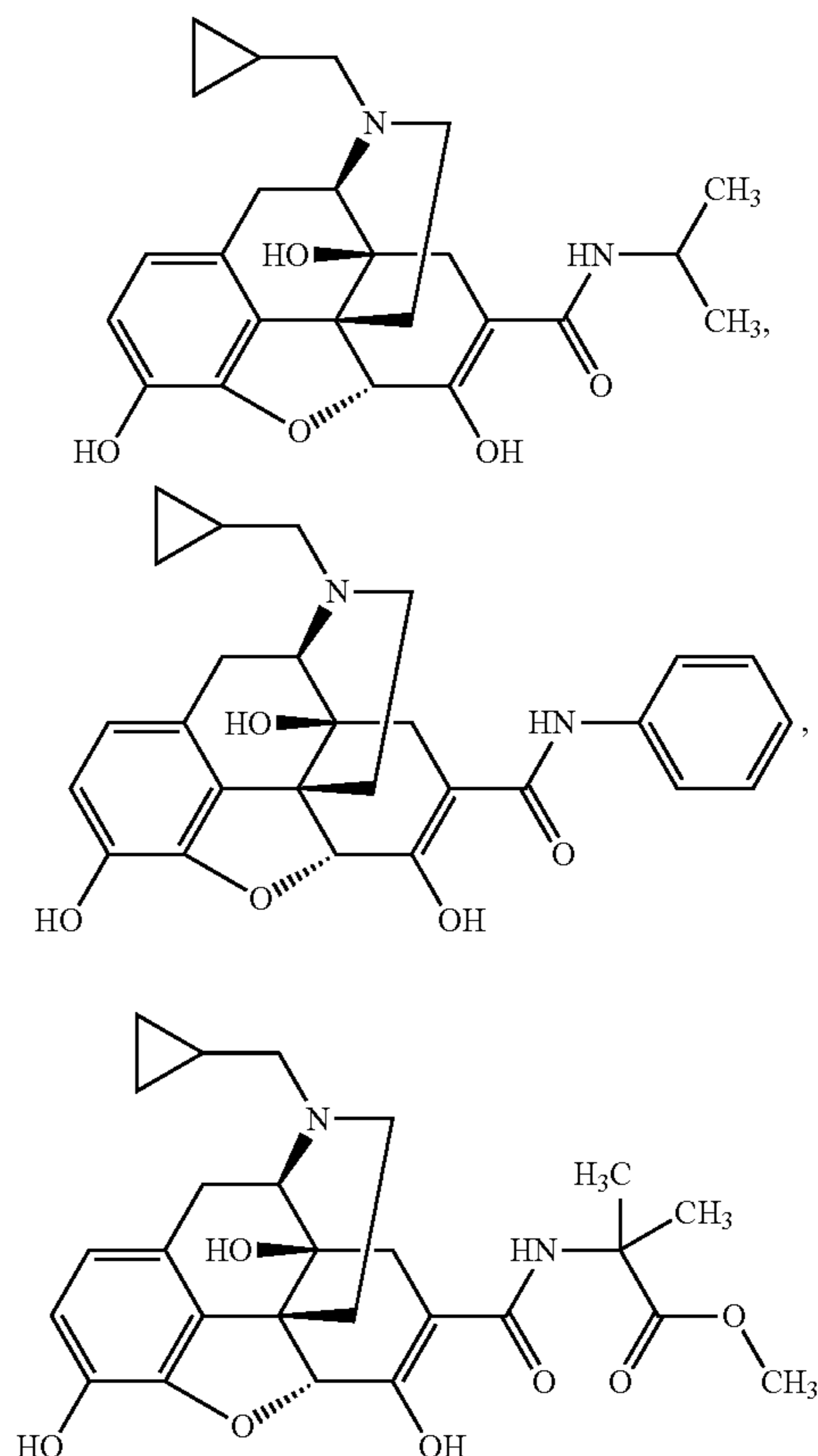
45

50

55

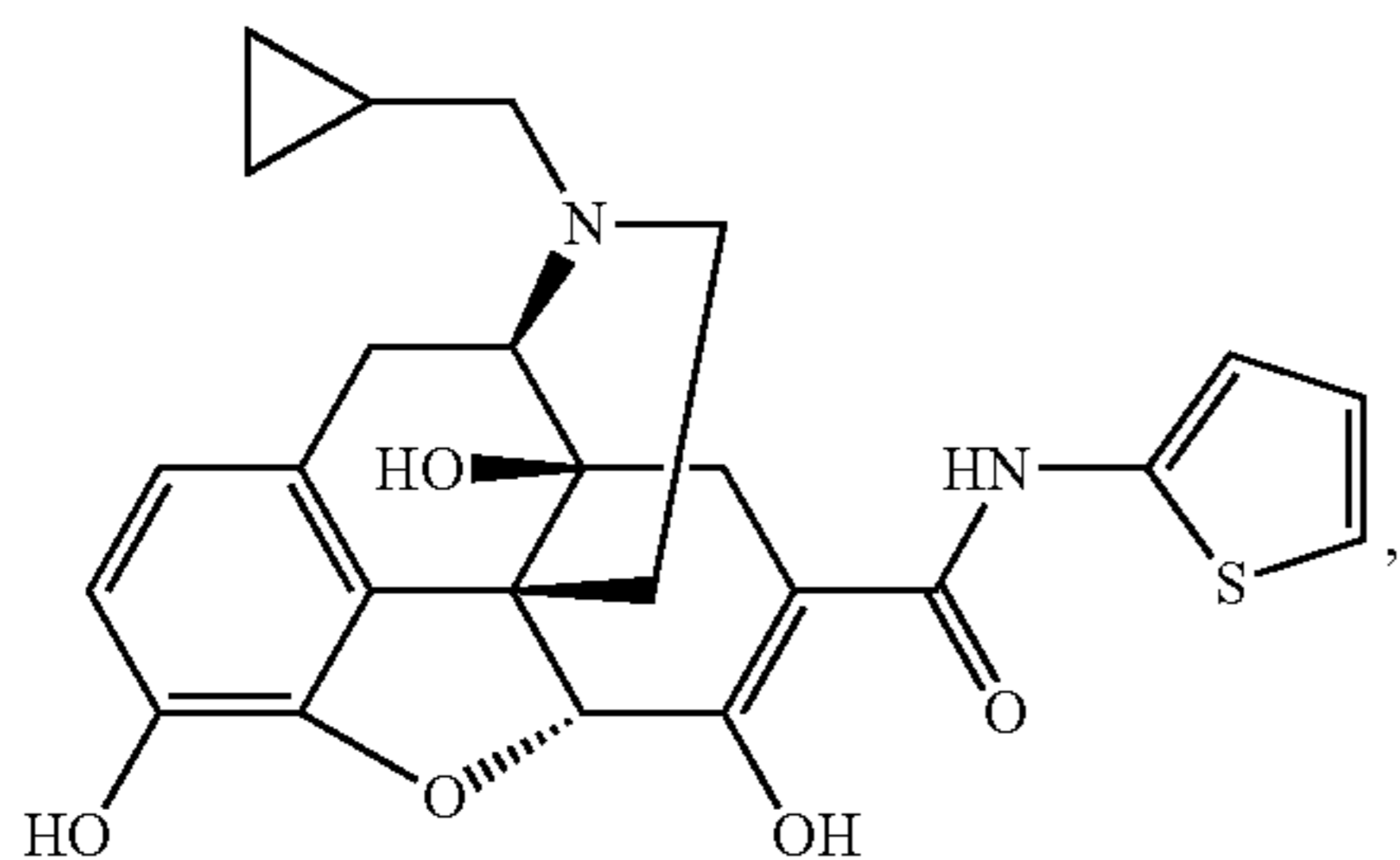
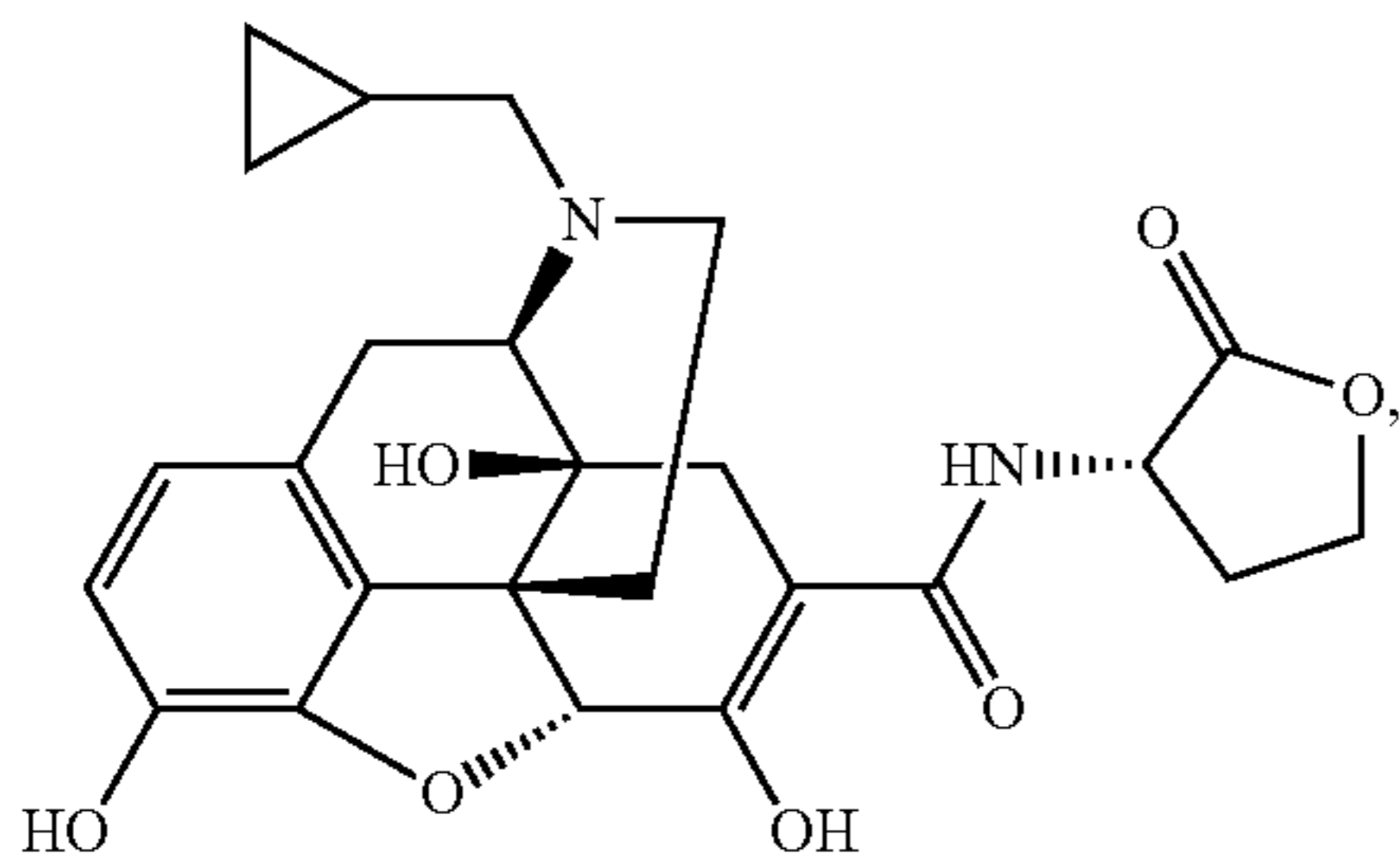
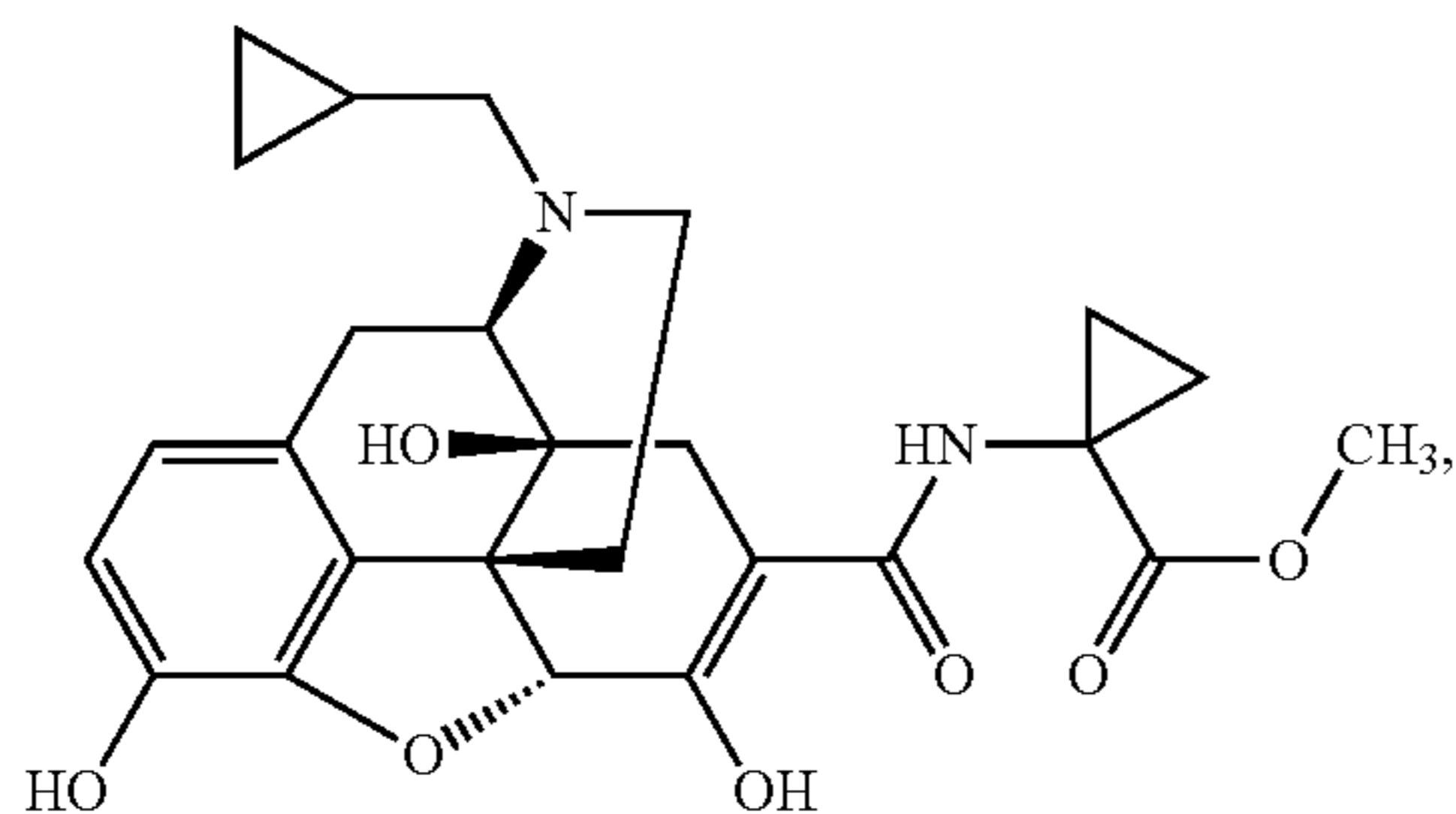
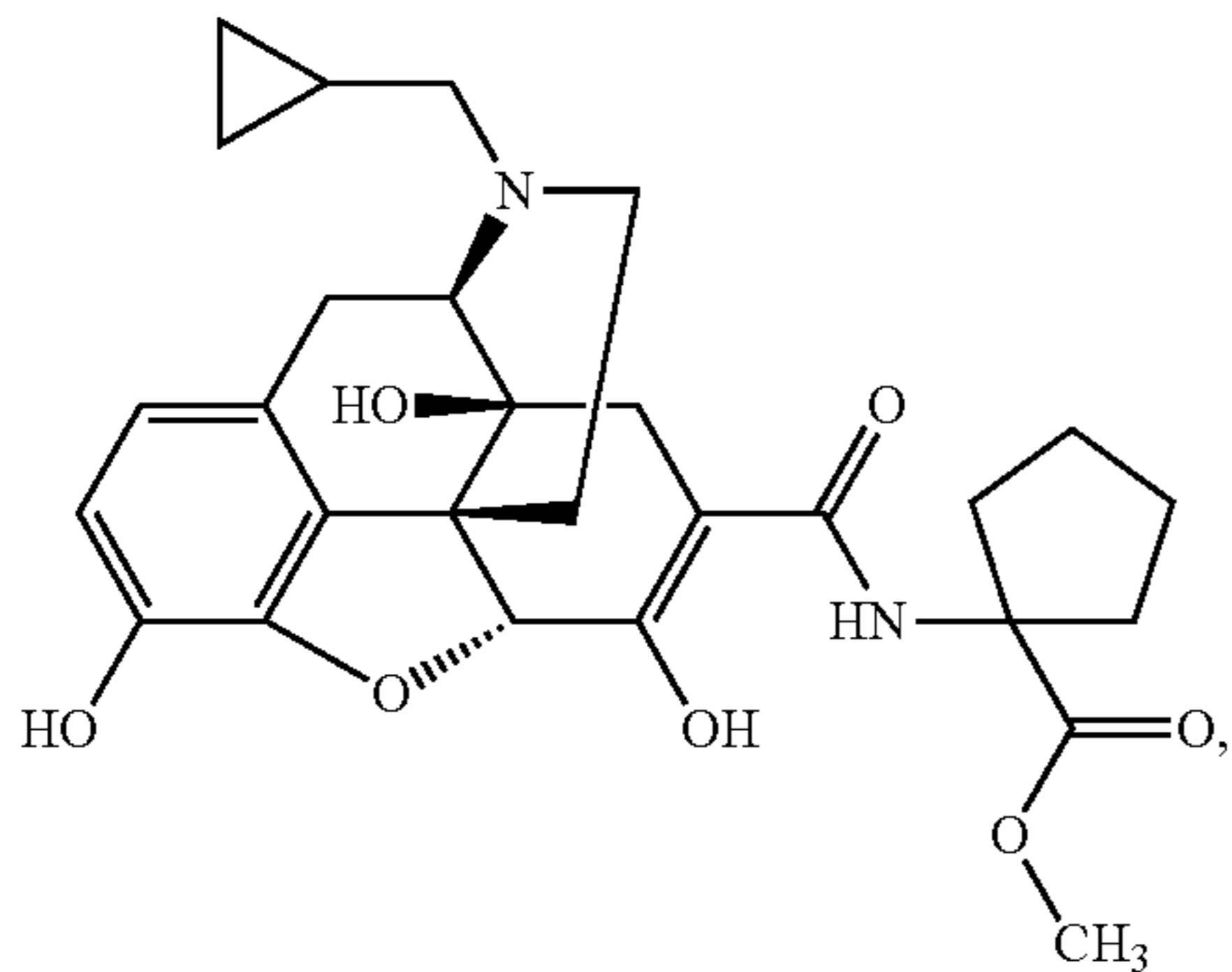
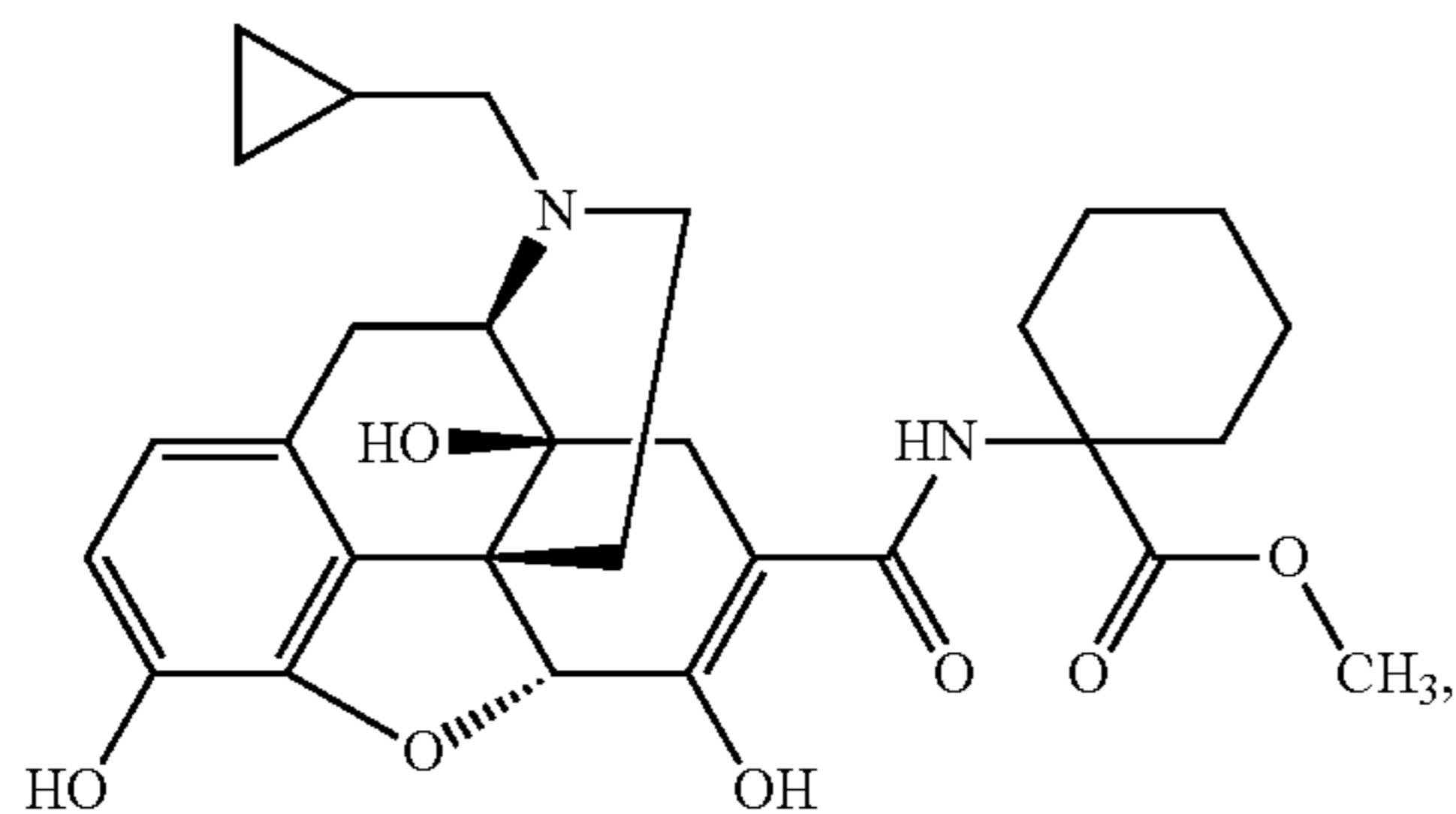
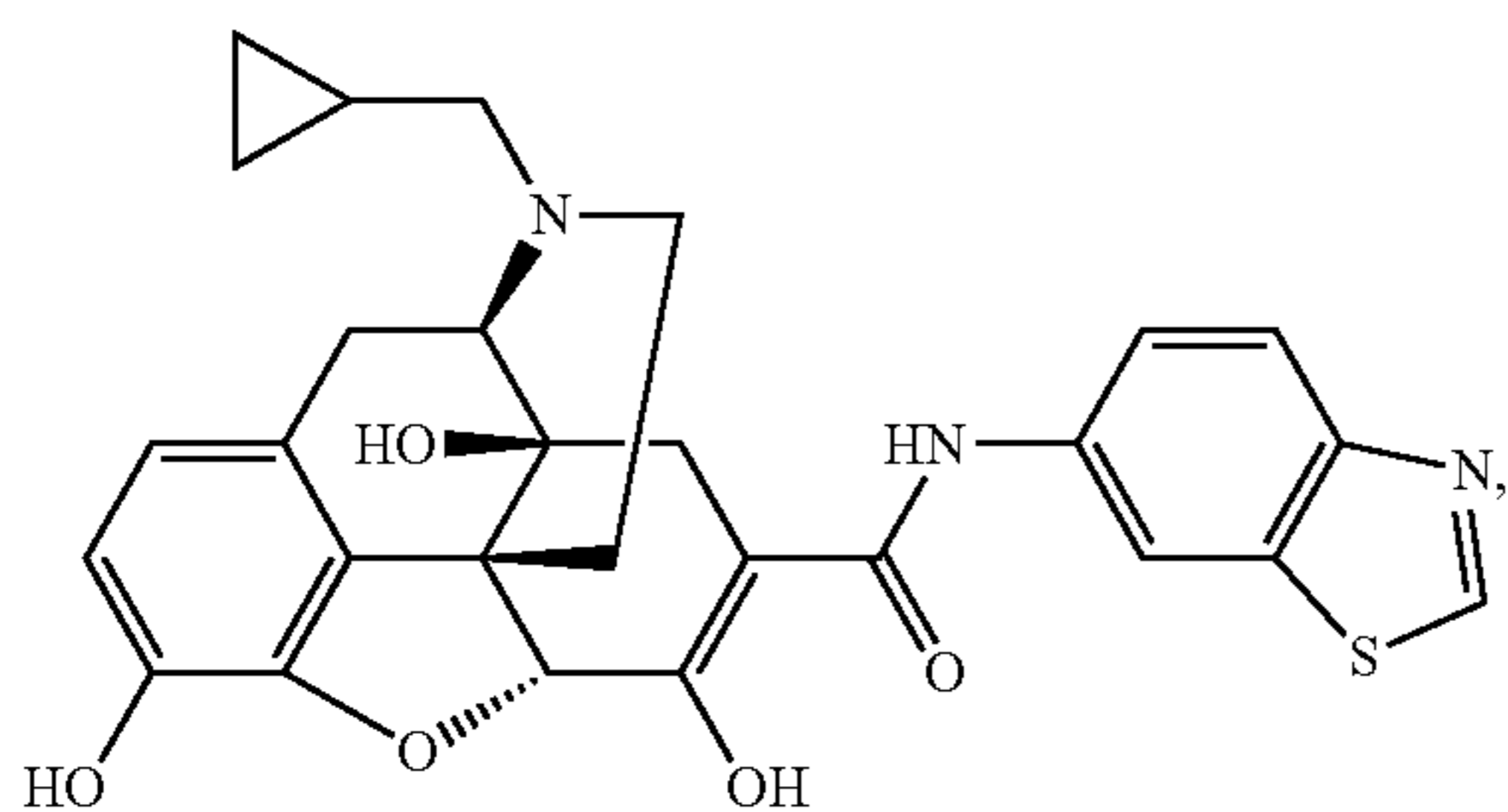
60

65



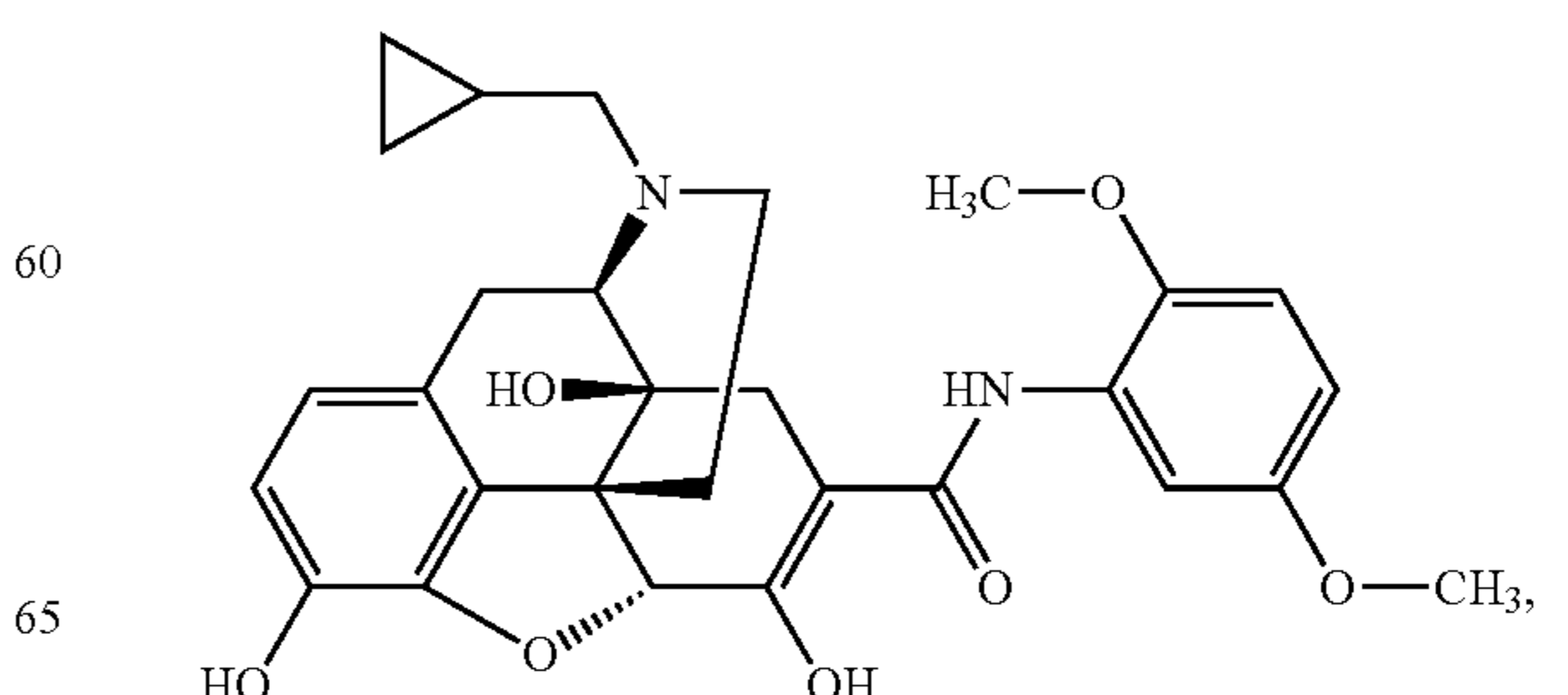
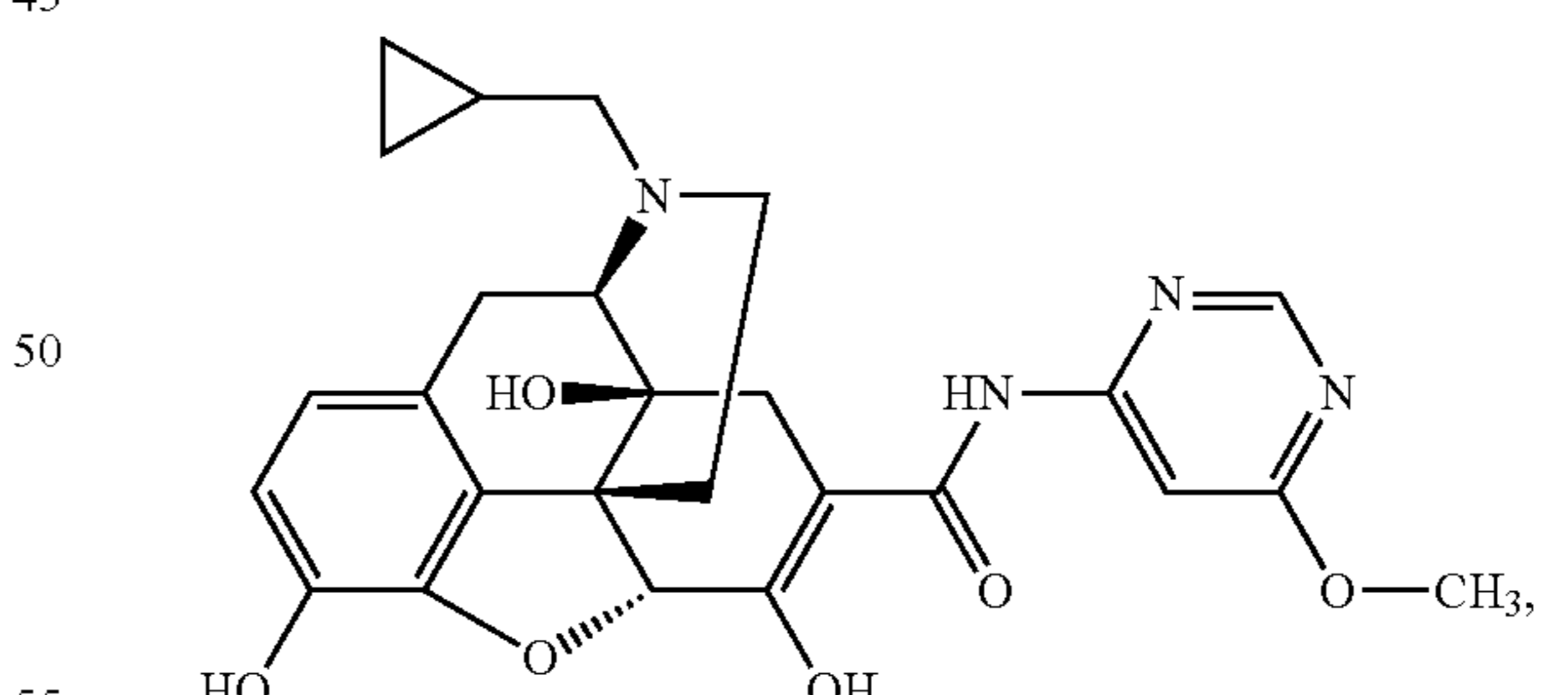
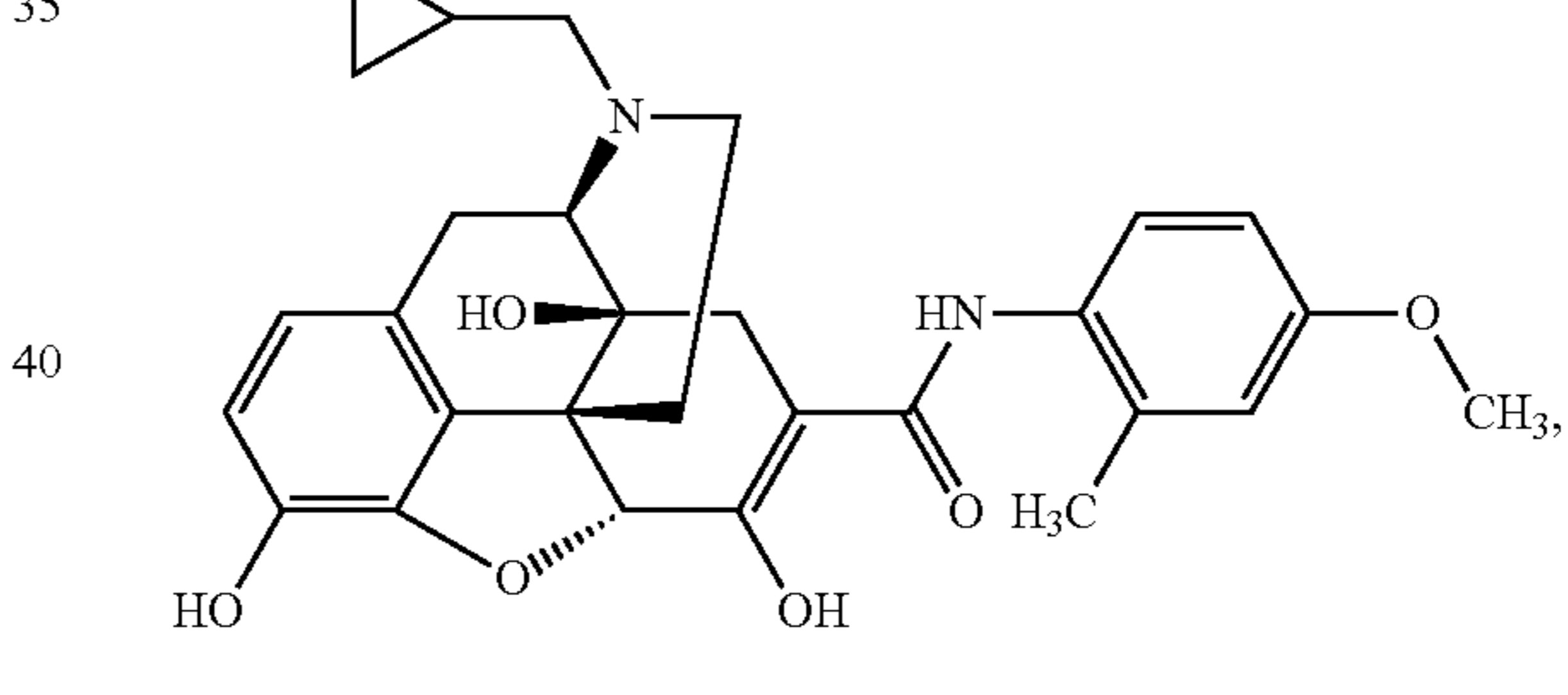
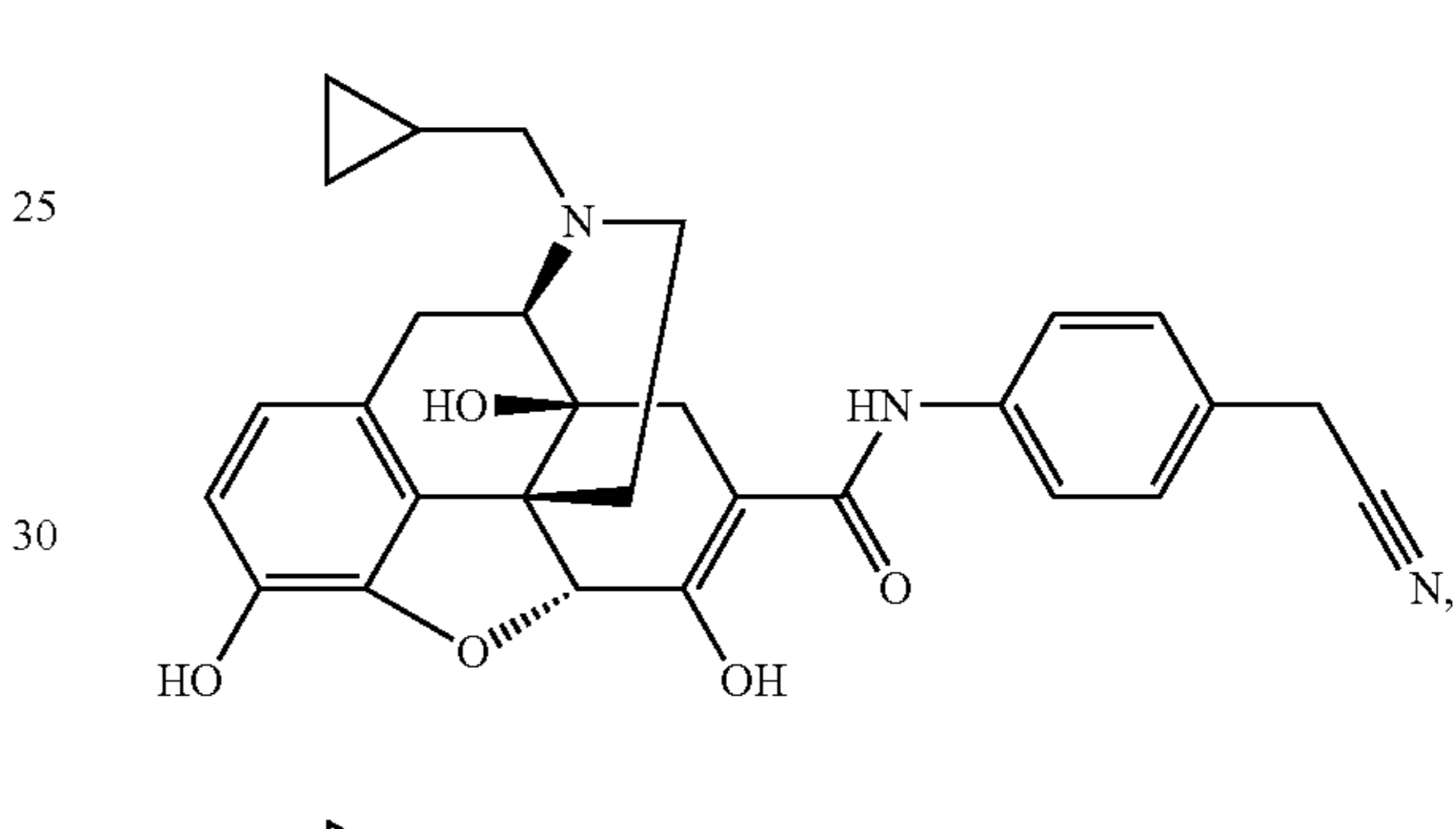
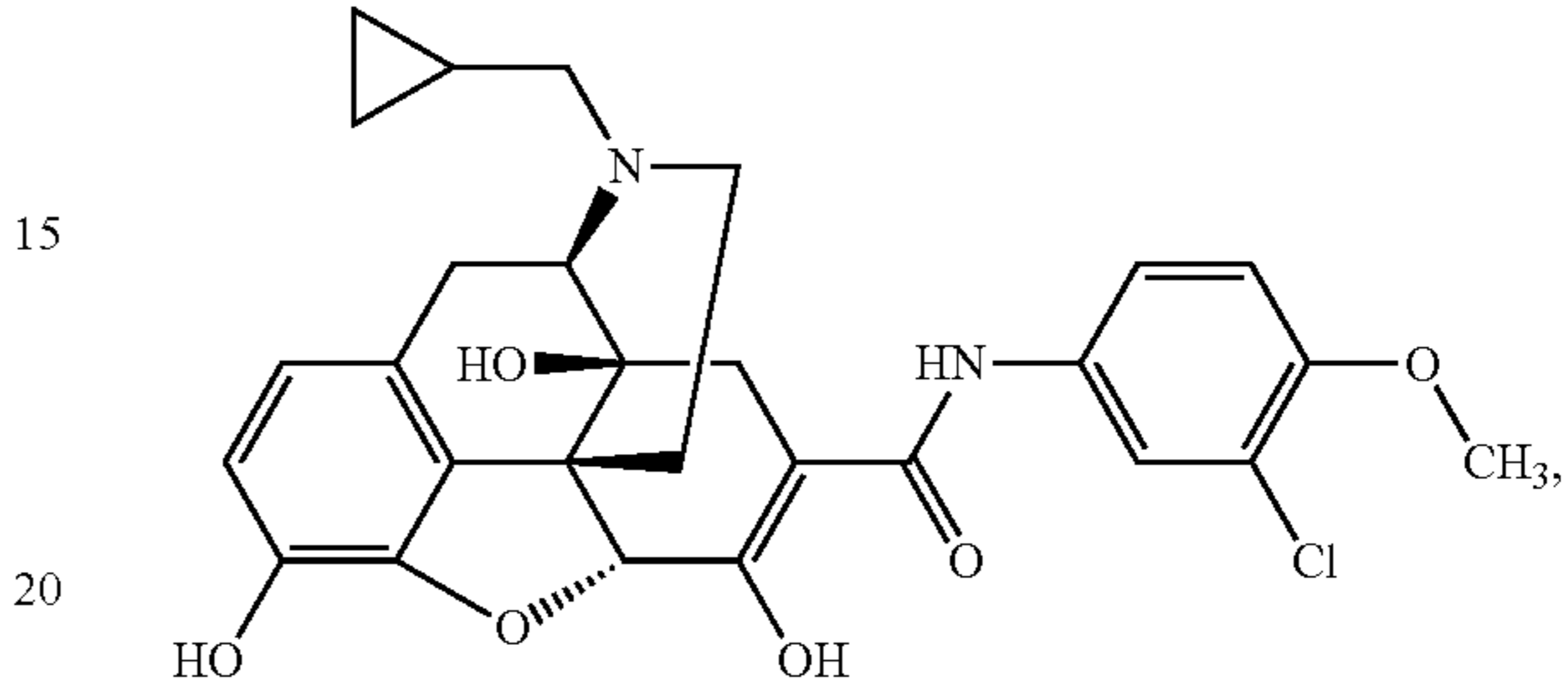
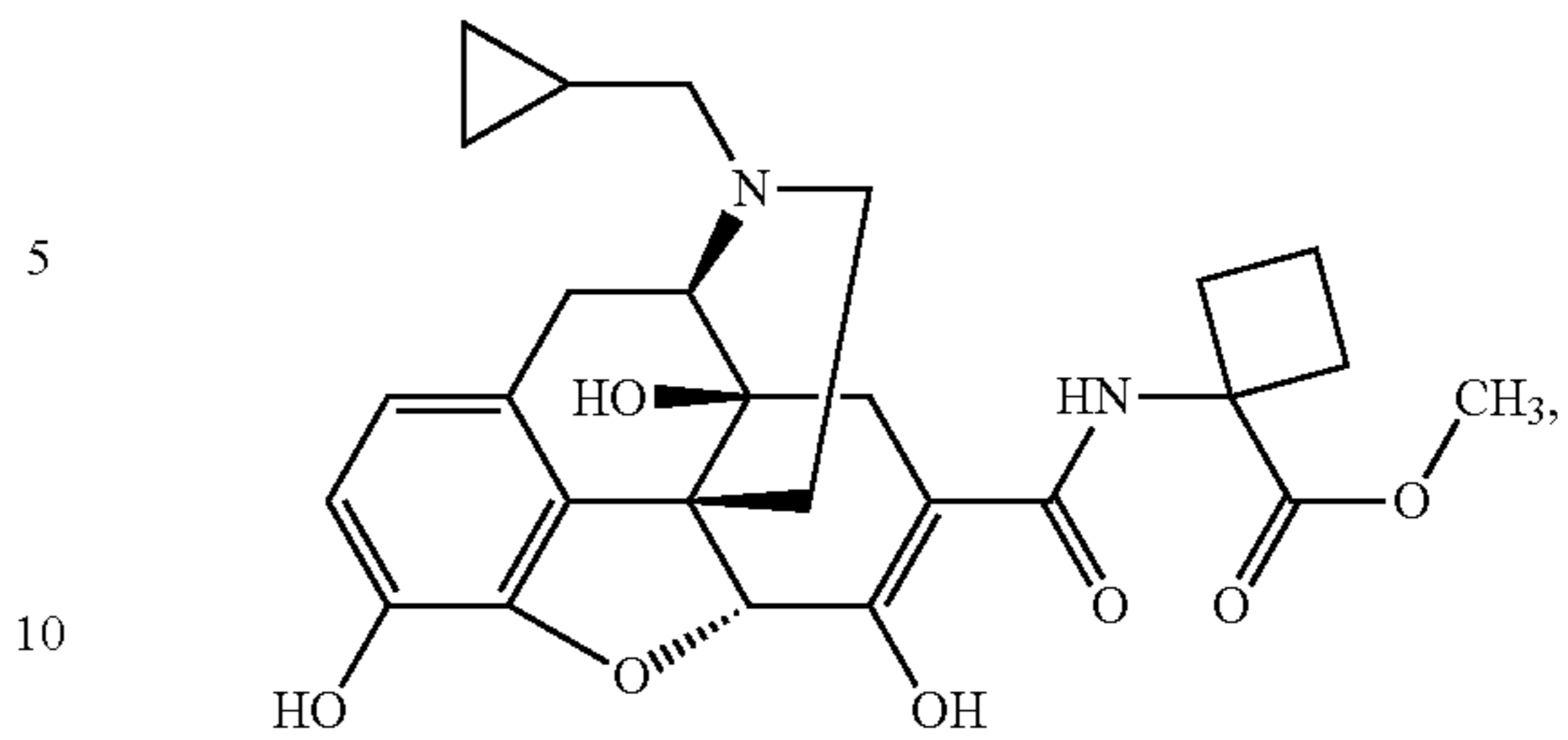
197

-continued



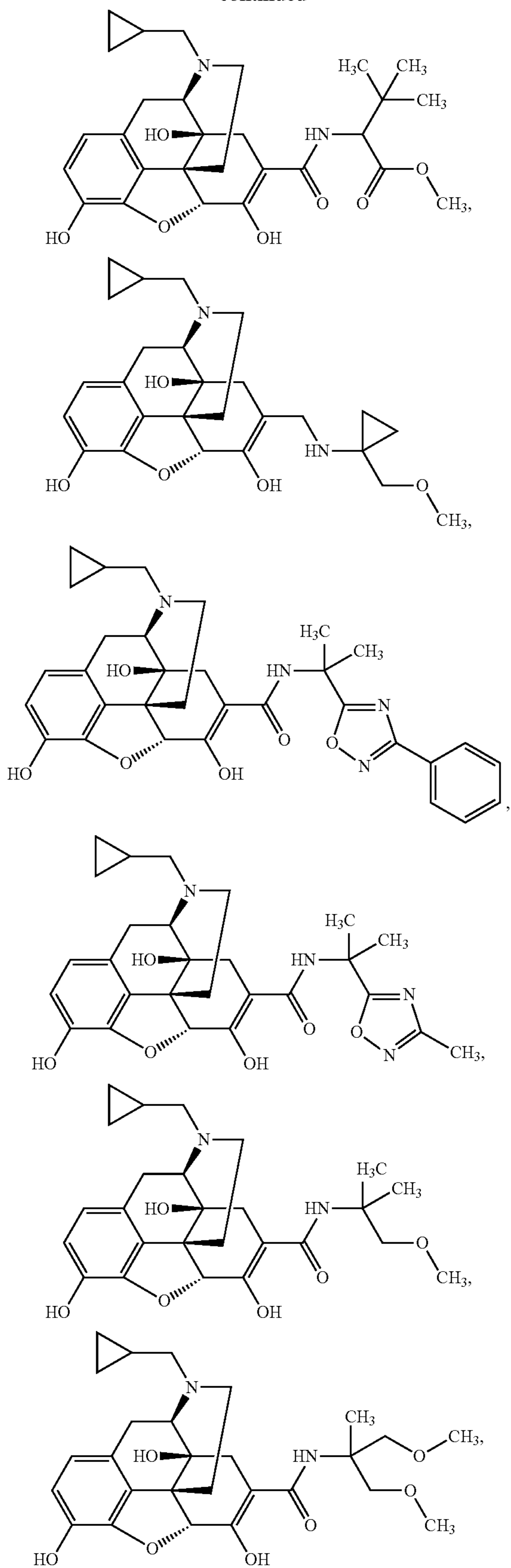
198

-continued



199

-continued



200

16. The method according to claim 15, wherein the administered compound, or a pharmaceutically acceptable salt, or solvate thereof, is

5

10

15

20

25

30

35

40

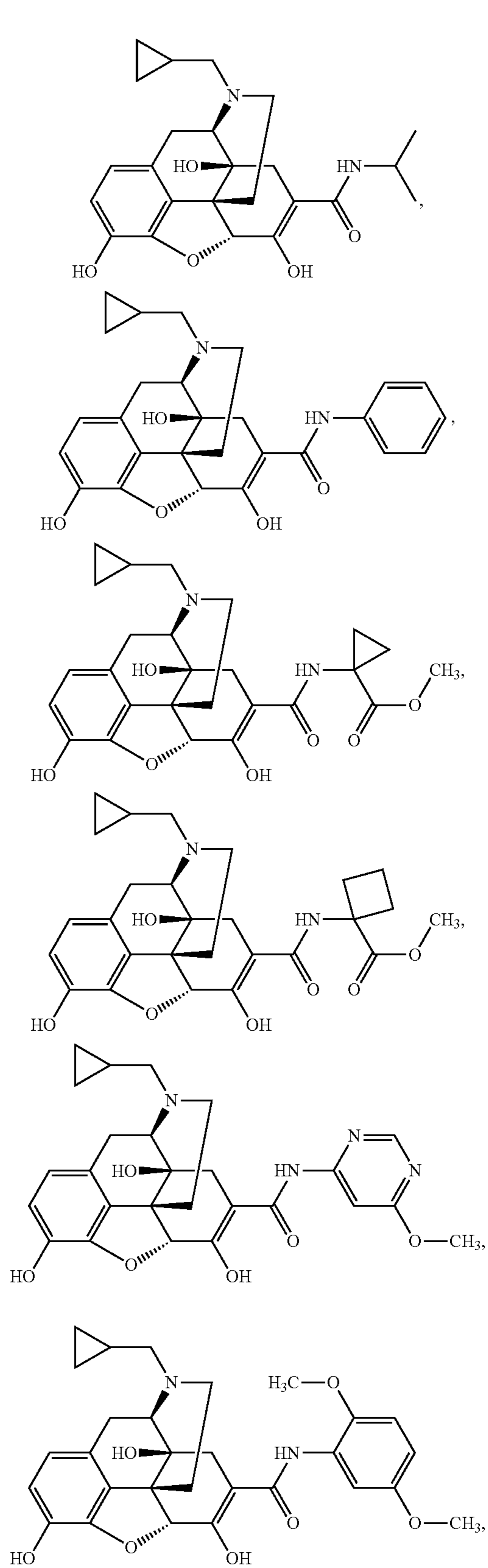
45

50

55

60

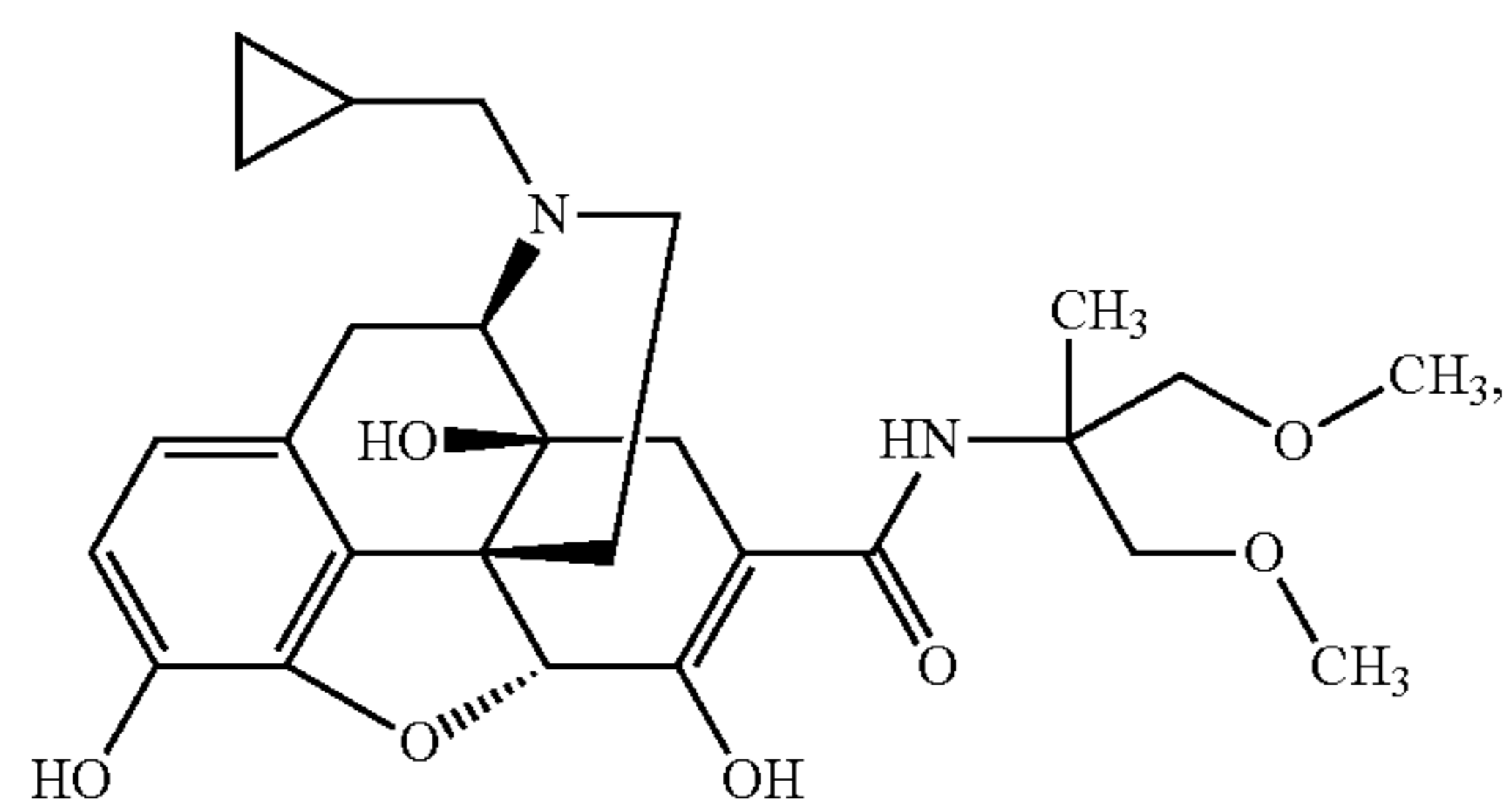
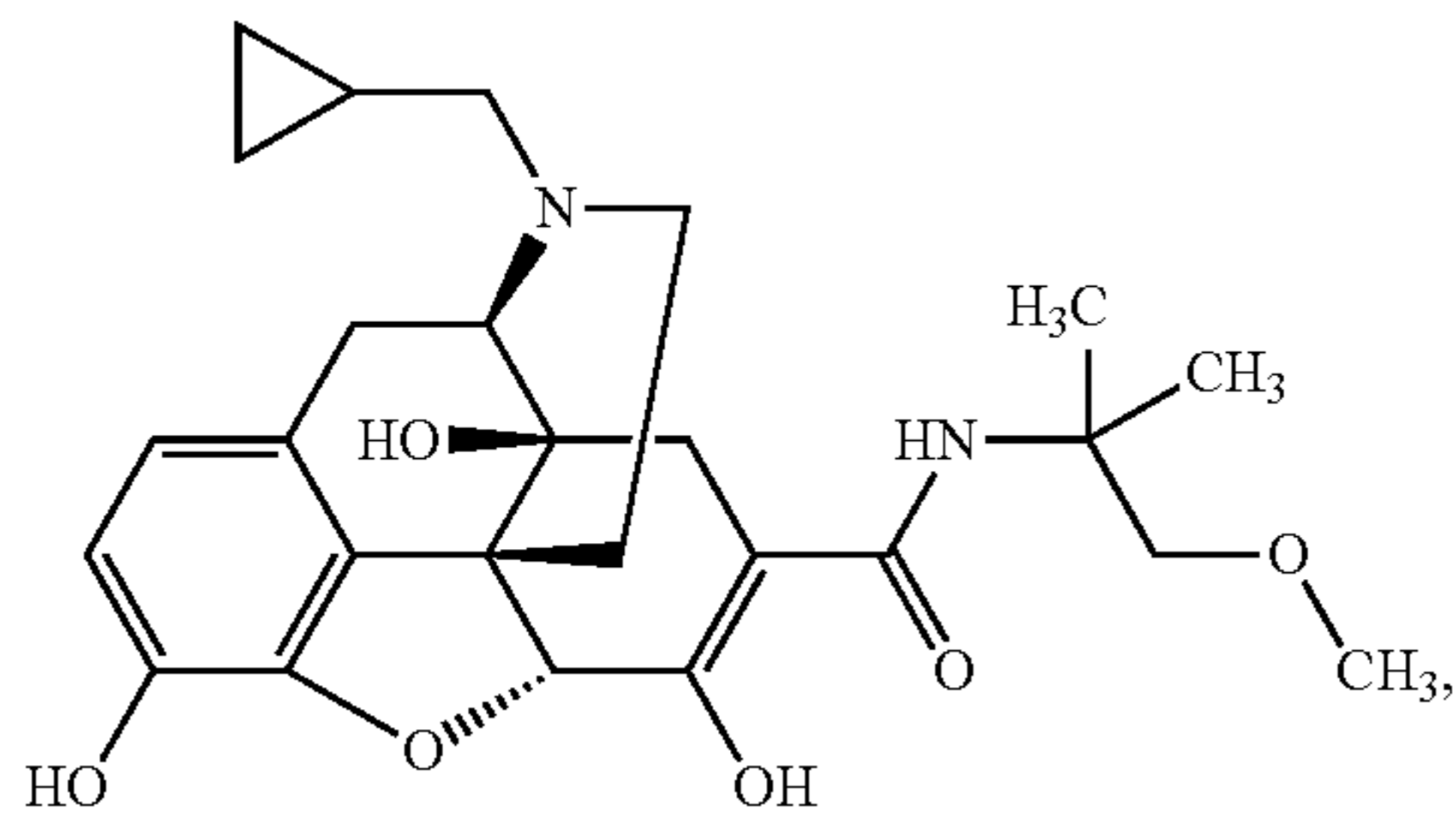
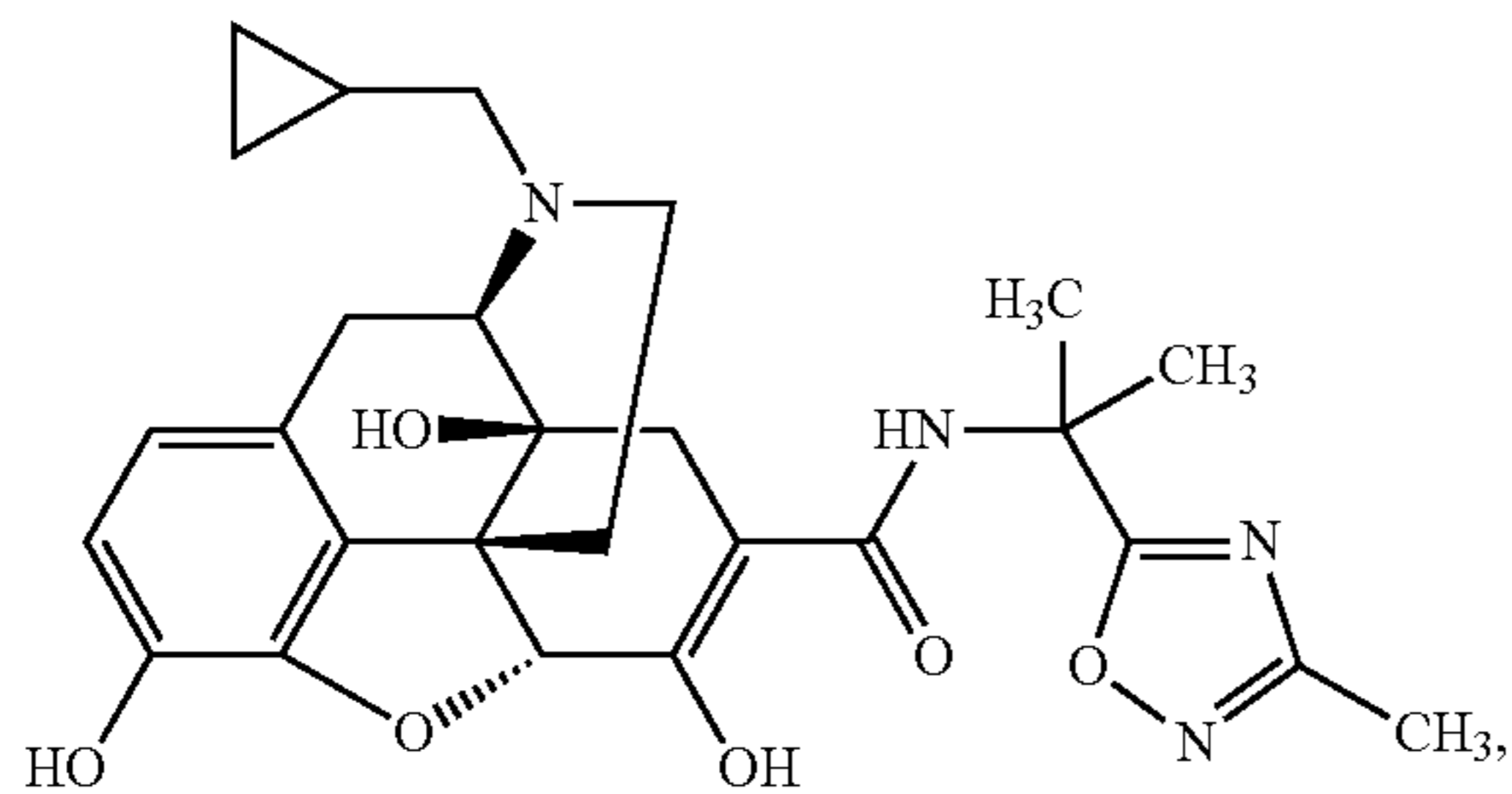
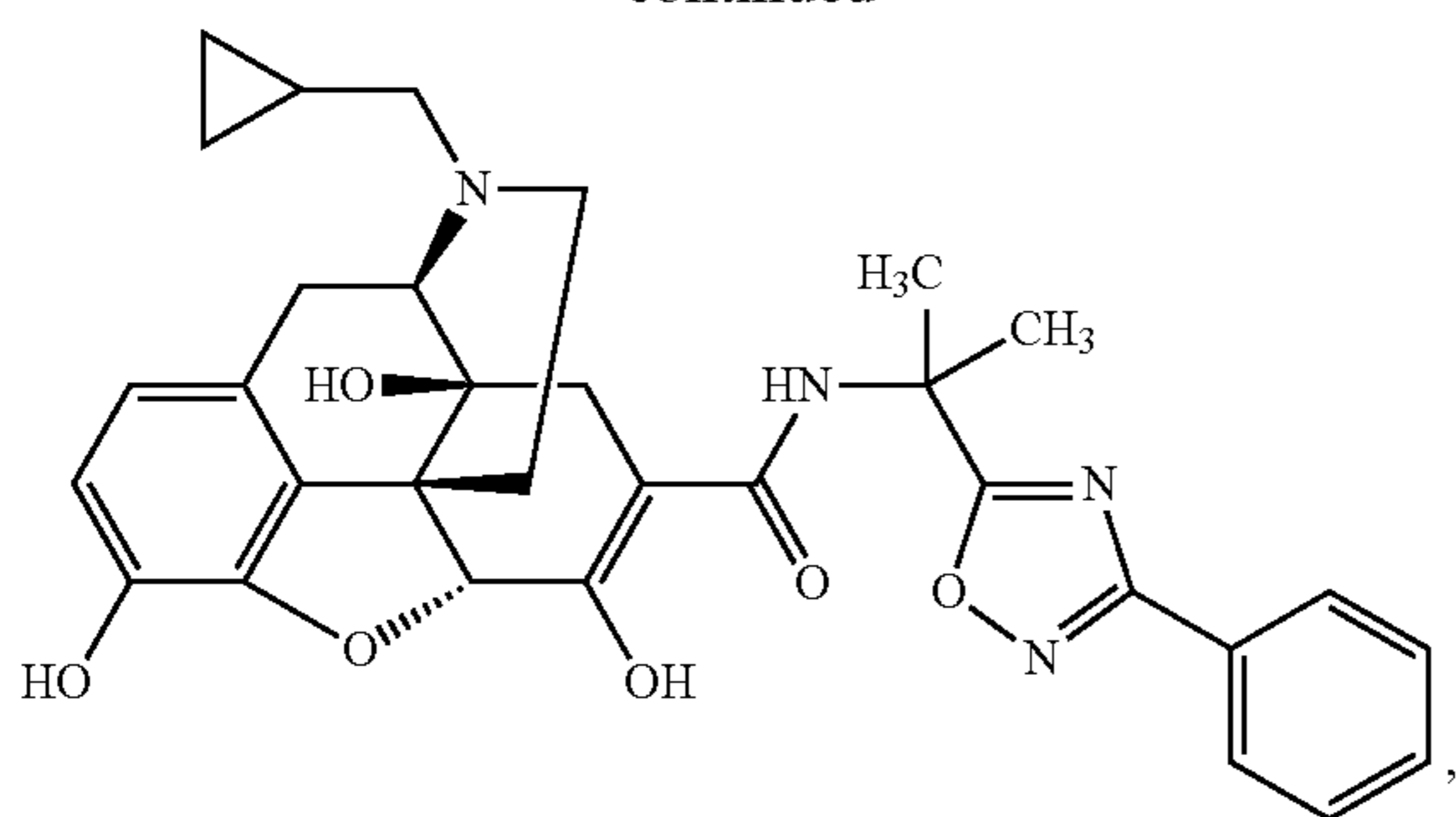
65



or a pharmaceutically acceptable salt, or a solvate thereof.

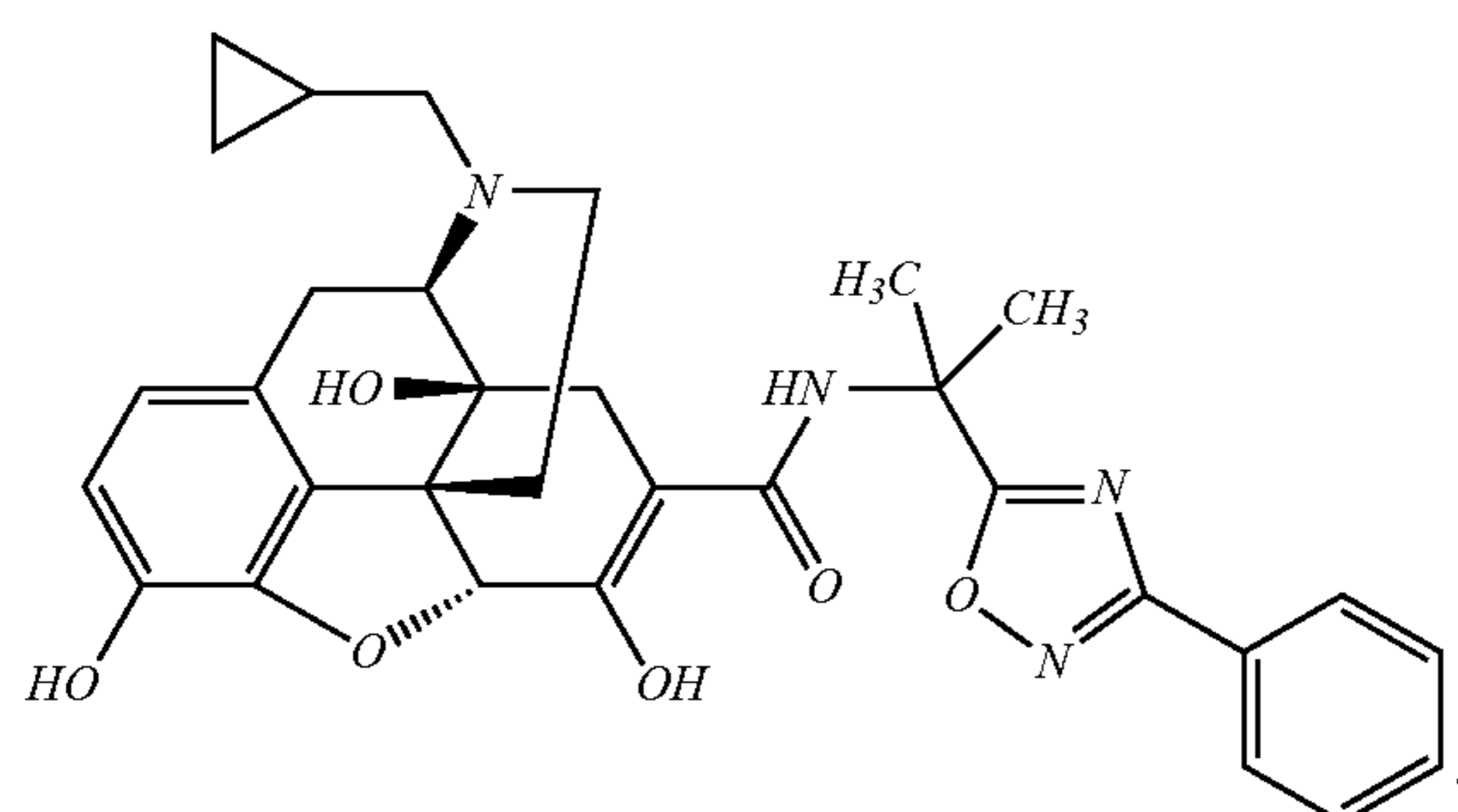
201

-continued



or a pharmaceutically acceptable salt, or a solvate thereof.

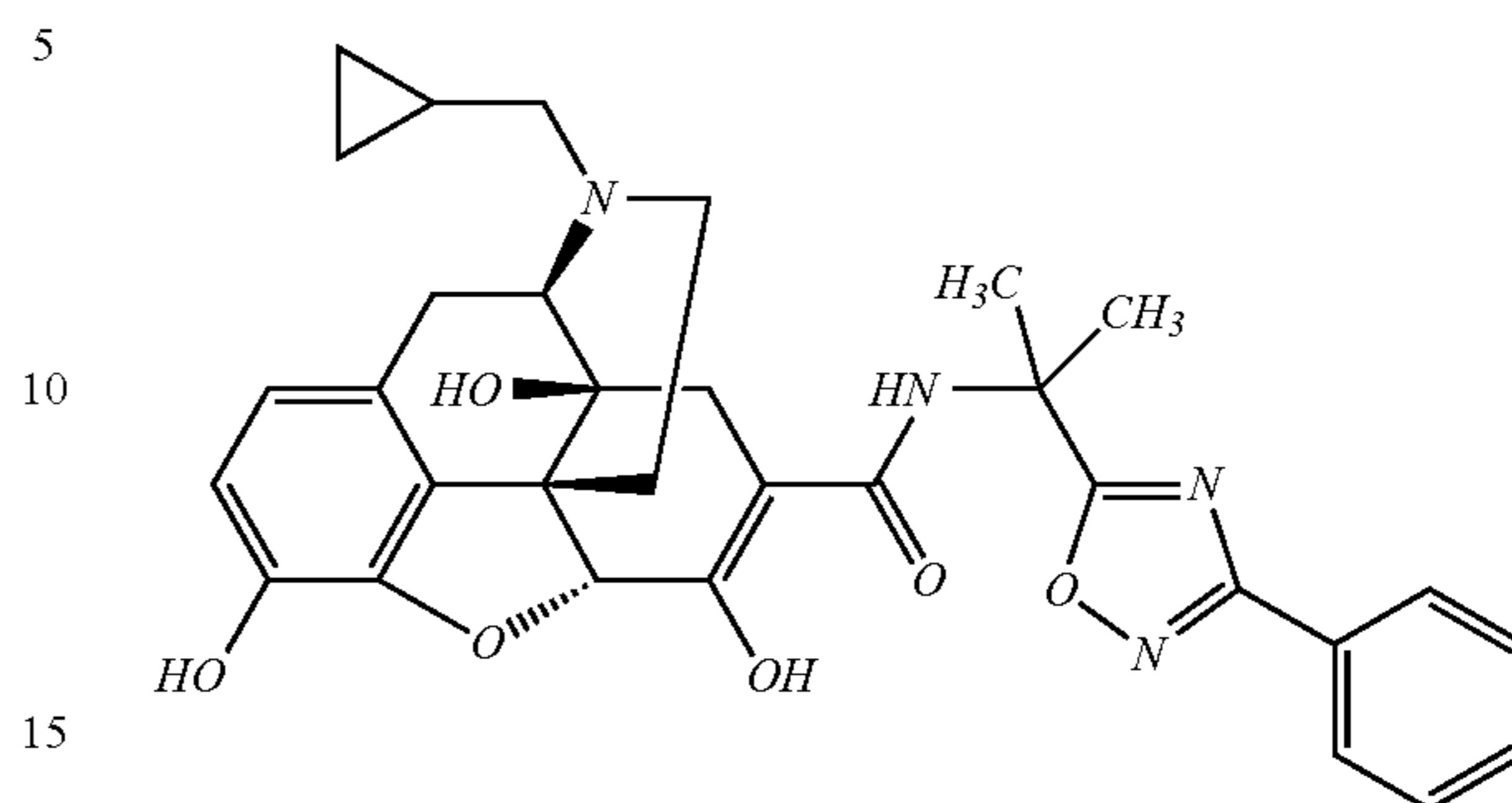
17. The compound according to claim 1 which is a pharmaceutically acceptable solvate of



18. The compound according to claim 17 wherein the pharmaceutically acceptable solvate is a hydrate.

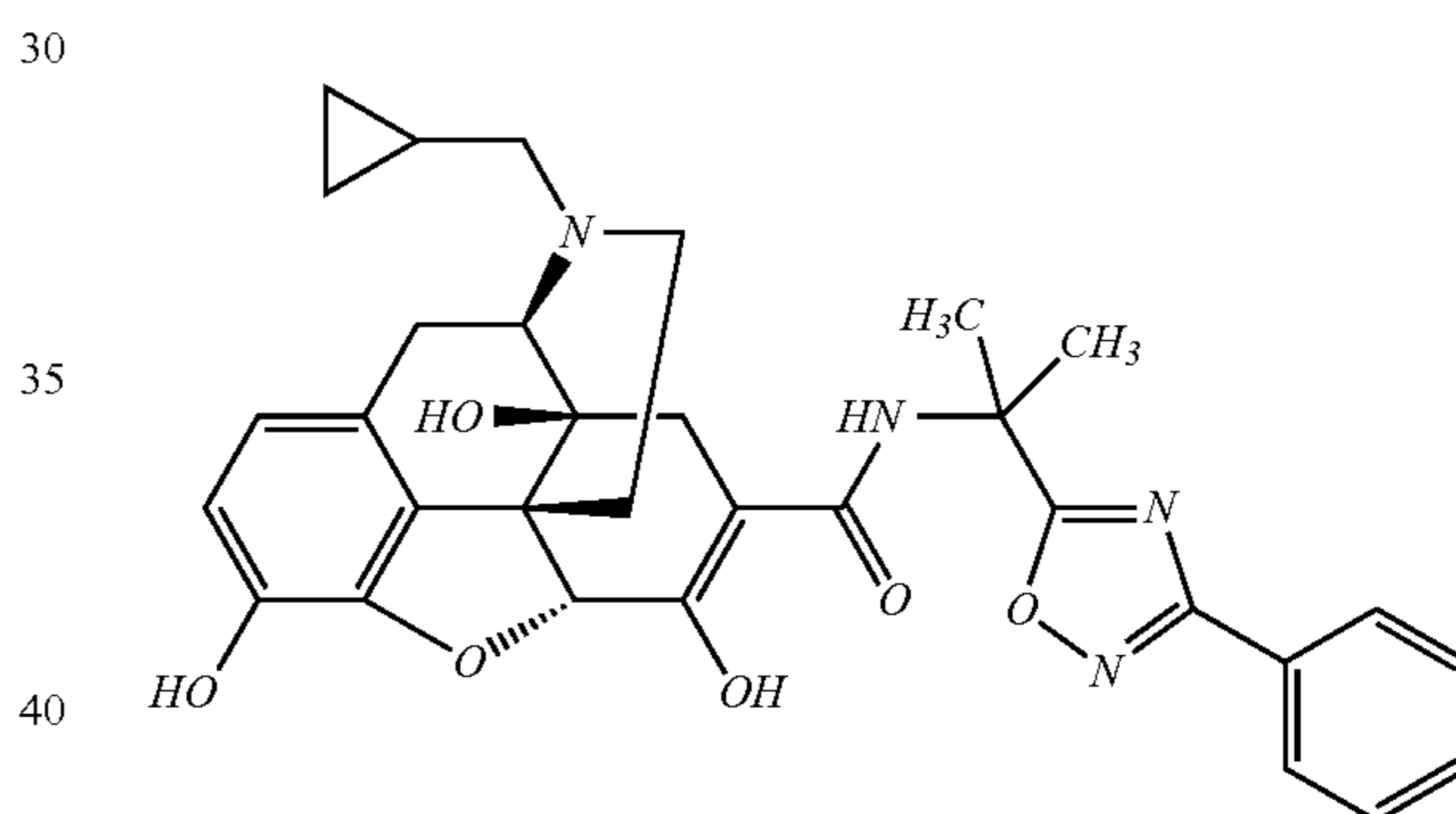
202

19. The pharmaceutical composition according to claim 5 containing a pharmaceutically acceptable solvate of



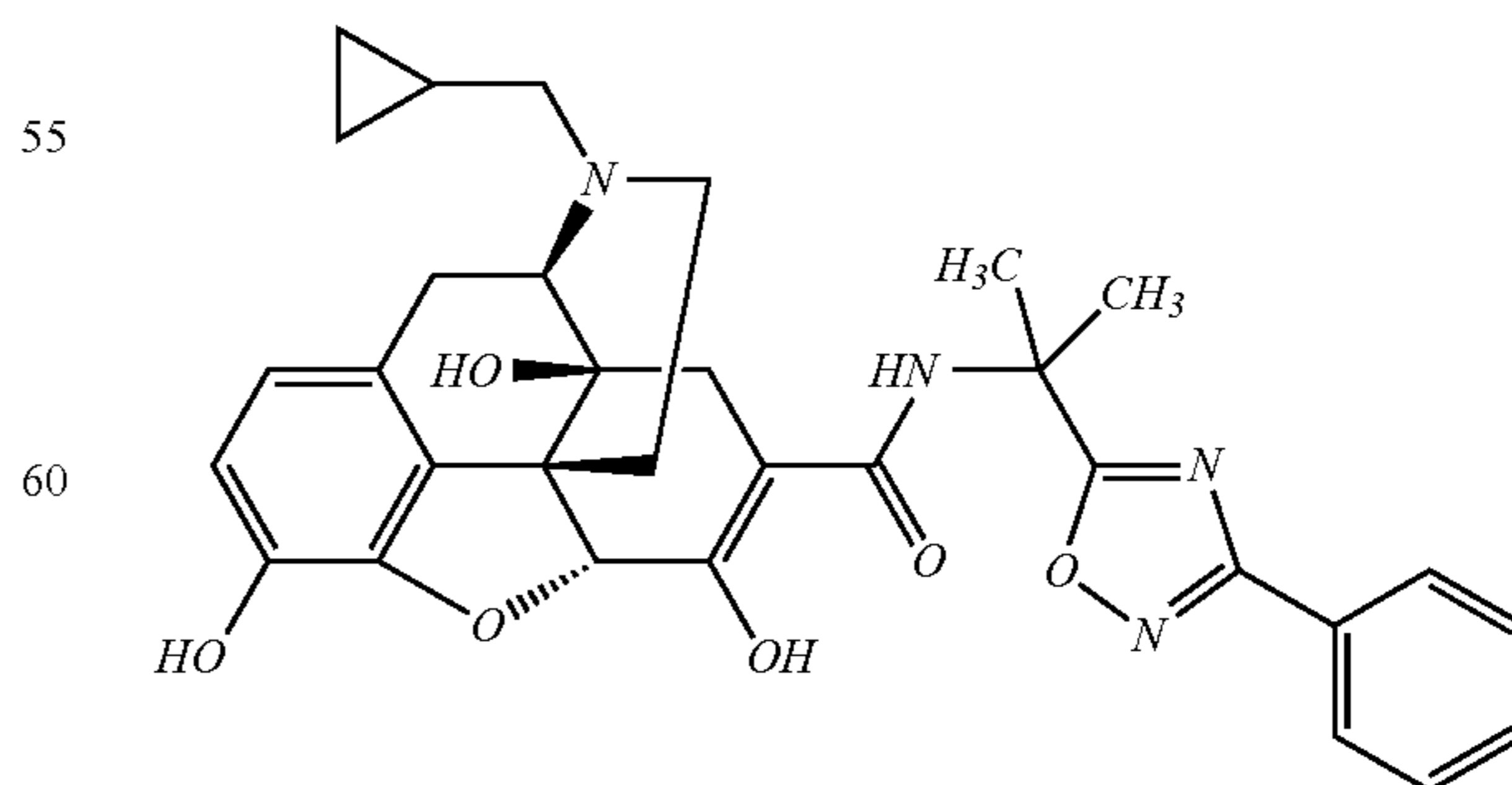
20. The pharmaceutical composition according to claim 19 in the form of a tablet.

21. The analgesic composition according to claim 12 wherein the compound for alleviating and/or preventing a side effect induced by administering of the compound having an opioid receptor agonistic activity is a pharmaceutically acceptable solvate of



22. The analgesic composition according to claim 21 wherein the compound having an opioid receptor agonistic activity is morphine, oxycodone, or a pharmaceutically acceptable salt thereof.

23. A method for alleviating, treating and/or preventing emesis, vomiting and/or constipation comprising administering a compound of the formula

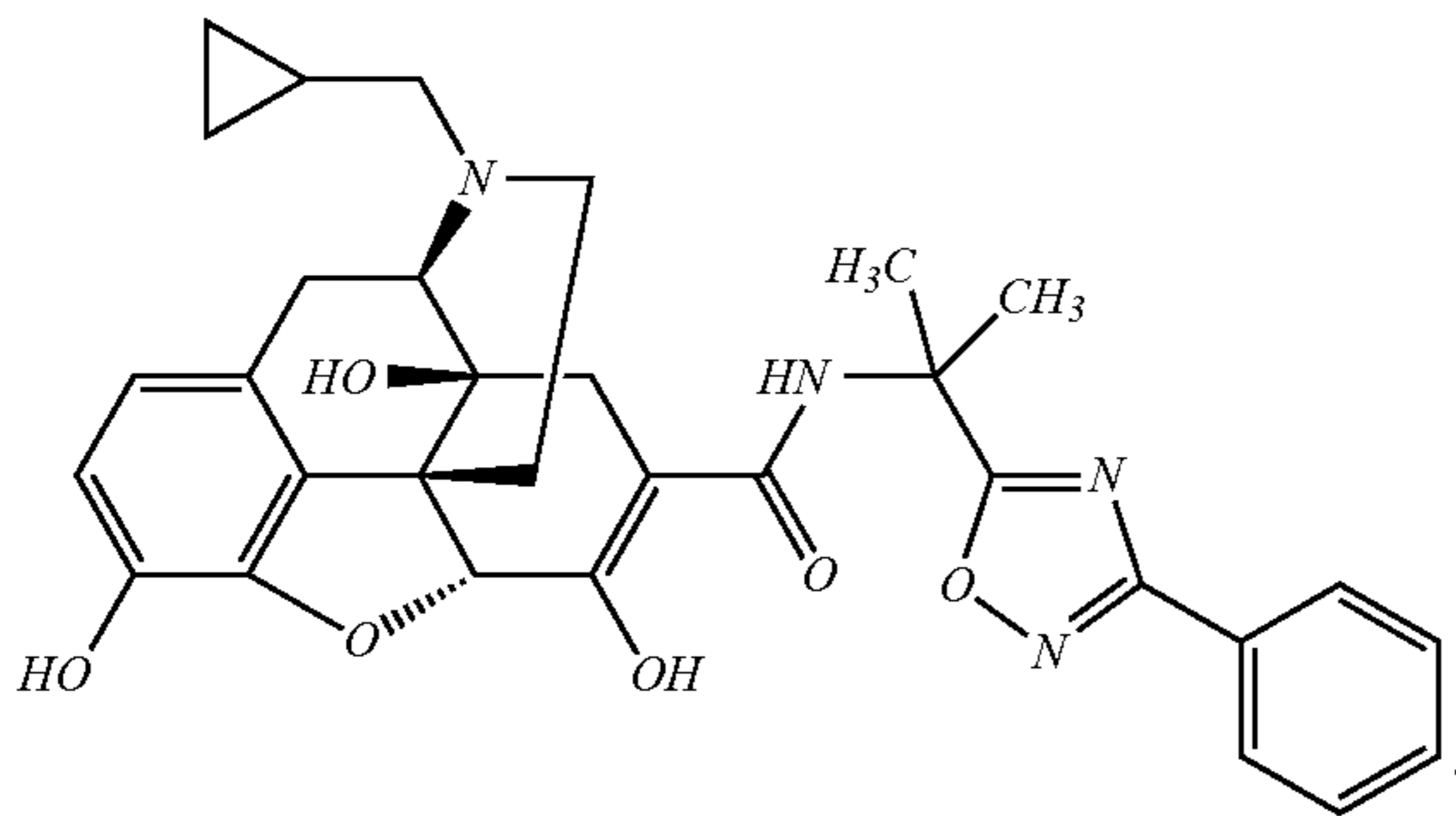


or pharmaceutically acceptable salt thereof.

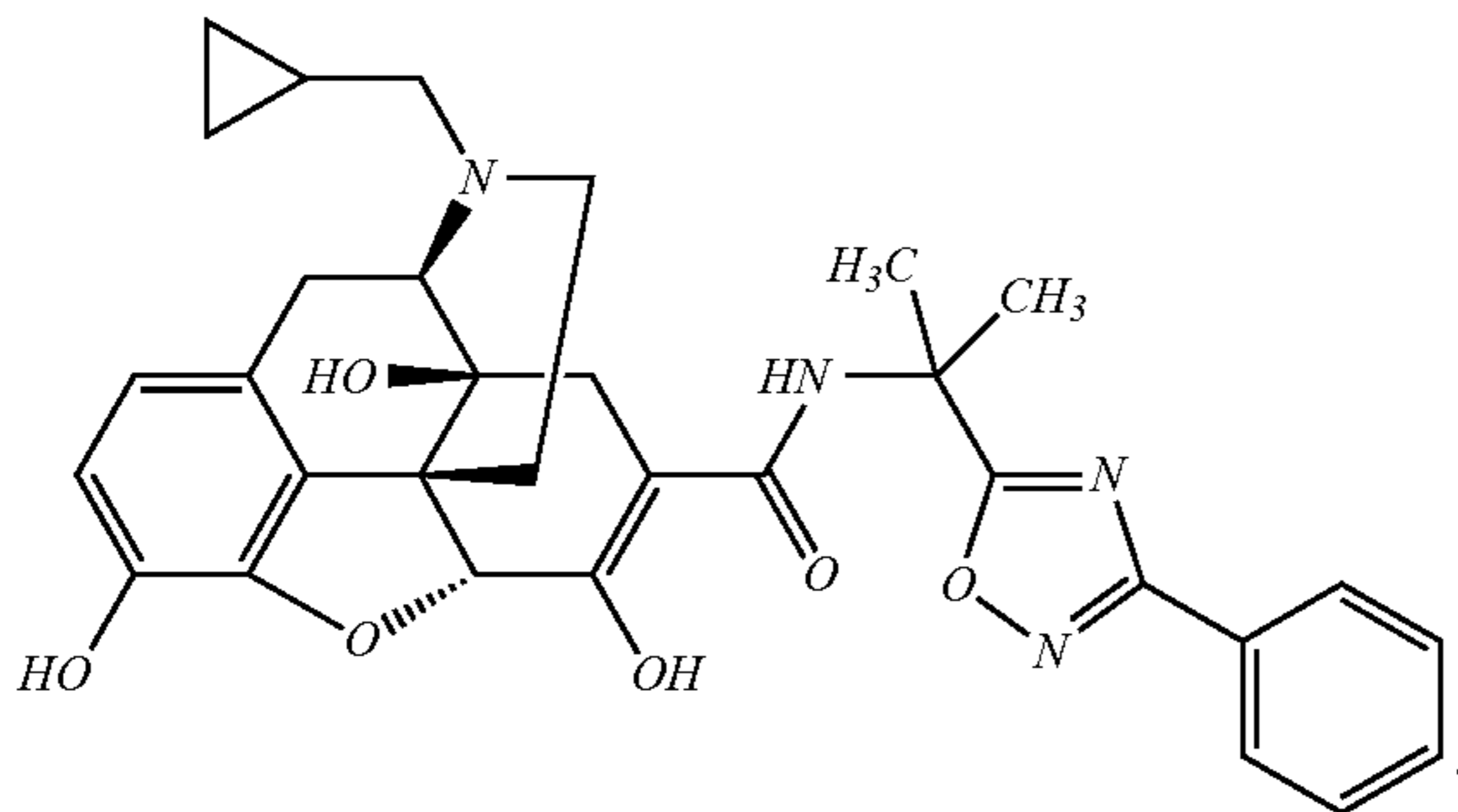


203

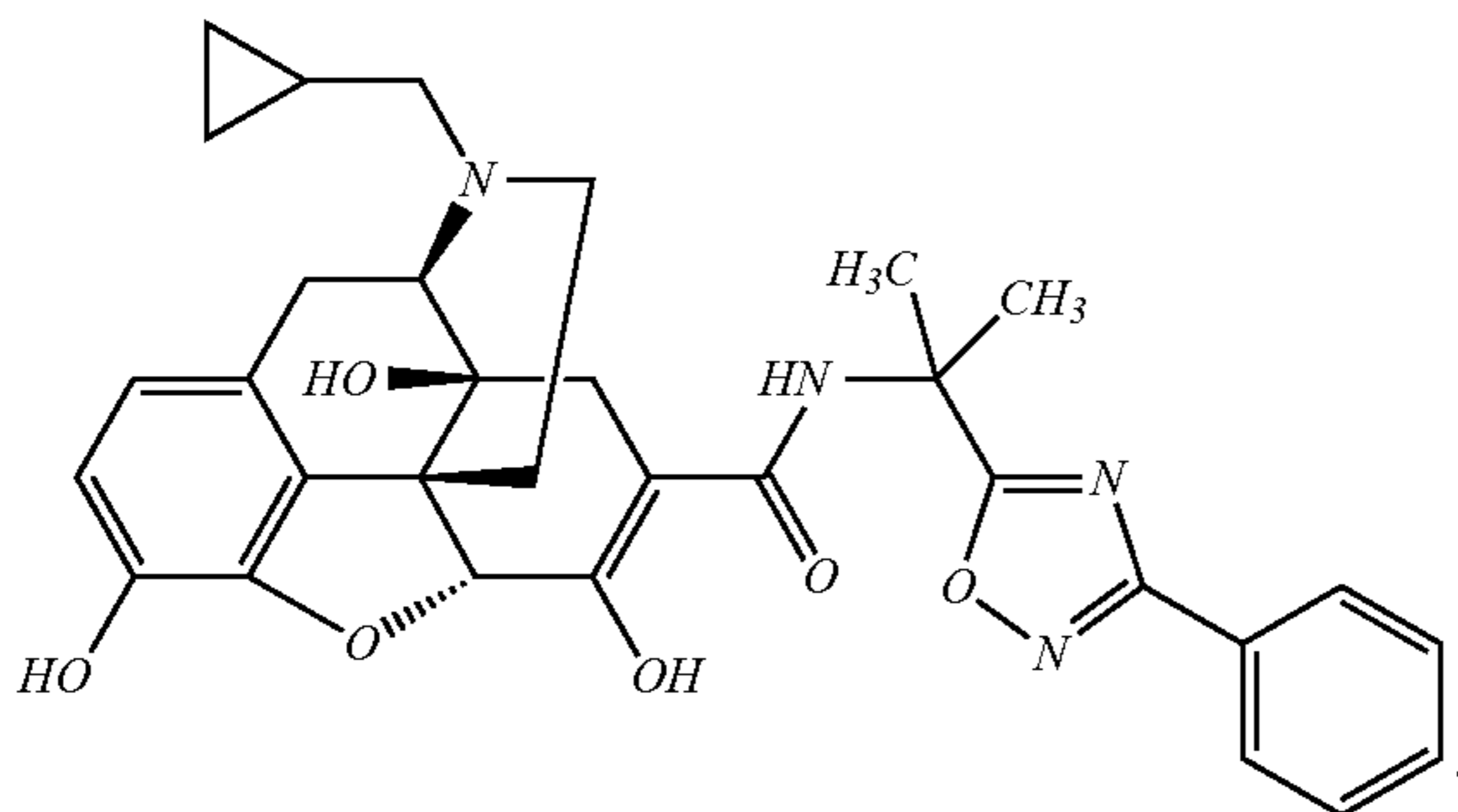
24. A method for alleviating, treating and/or preventing emesis, vomiting and/or constipation comprising administering a compound of the formula



25. A method according to claim 23 wherein the compound administered is the *p*-toluene sulfonic acid salt of



26. A method for alleviating, treating and/or preventing emesis, vomiting and/or constipation comprising administering a pharmaceutically acceptable solvate of a compound of the formula

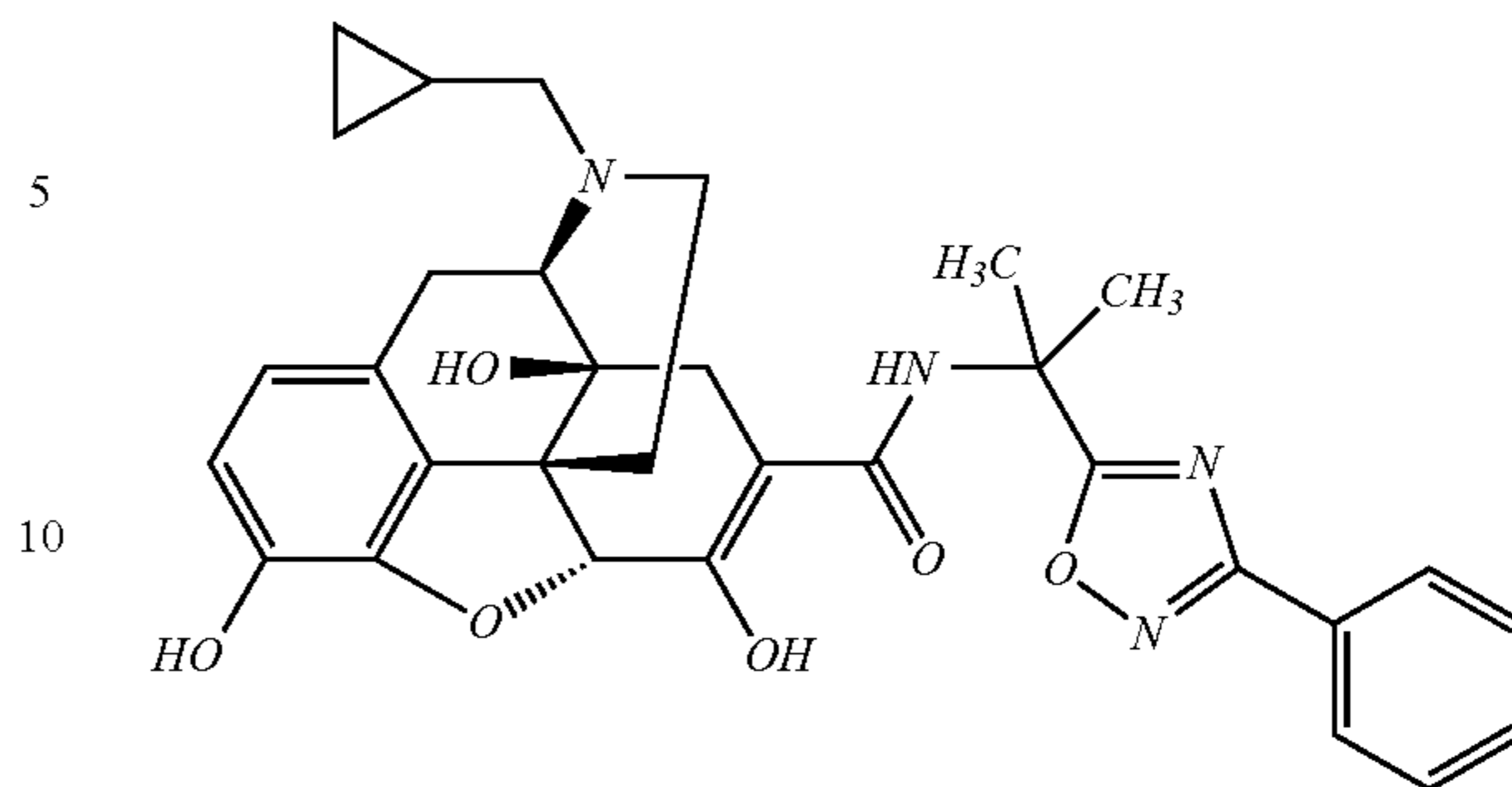


27. The method according to claim 23 wherein the compound is administered orally in the form of a tablet.

28. The method according to claim 25 wherein the compound is administered orally in the form of a tablet.

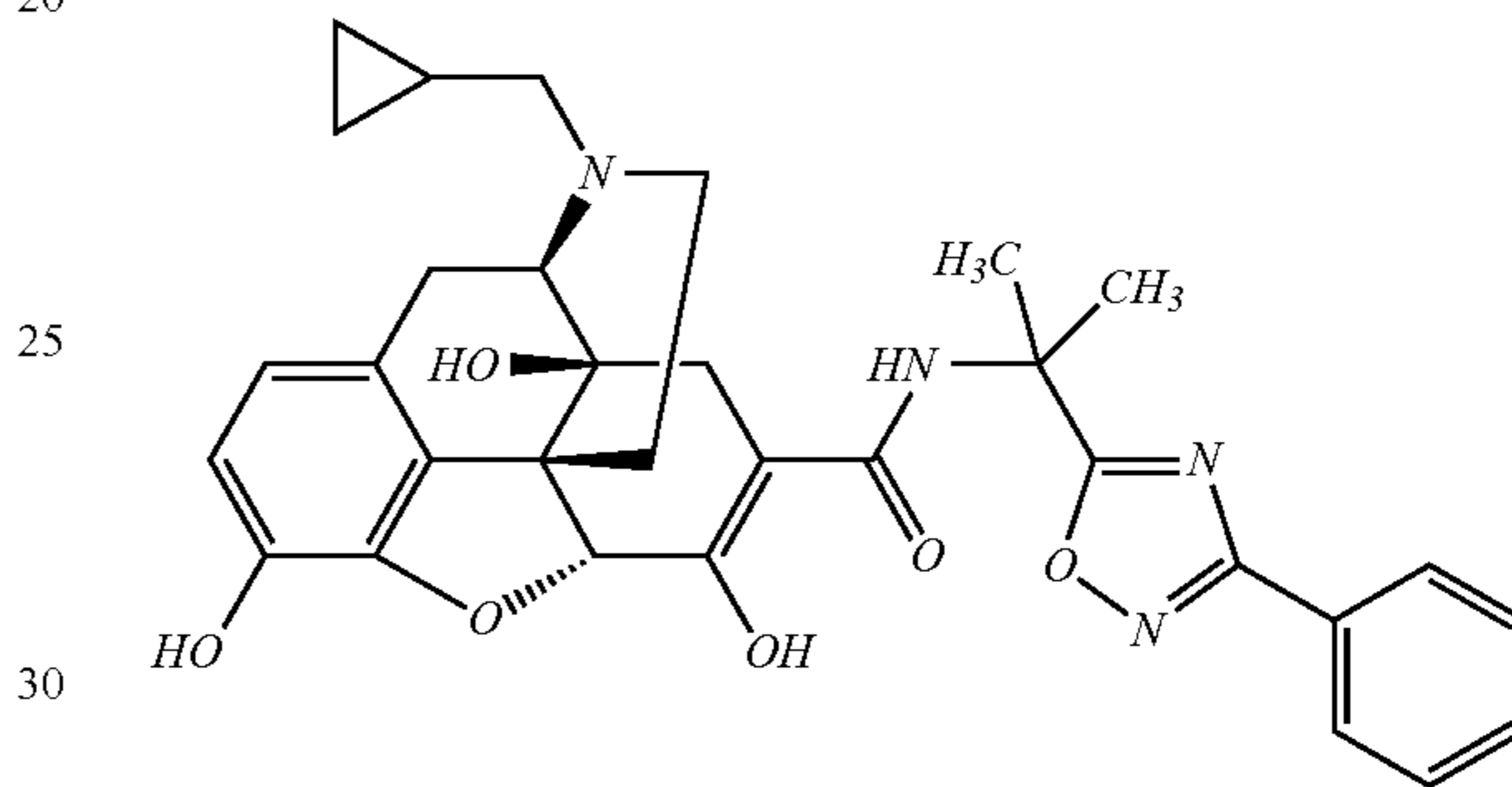
29. A method for treating opioid-induced constipation comprising administering a compound of the formula

204

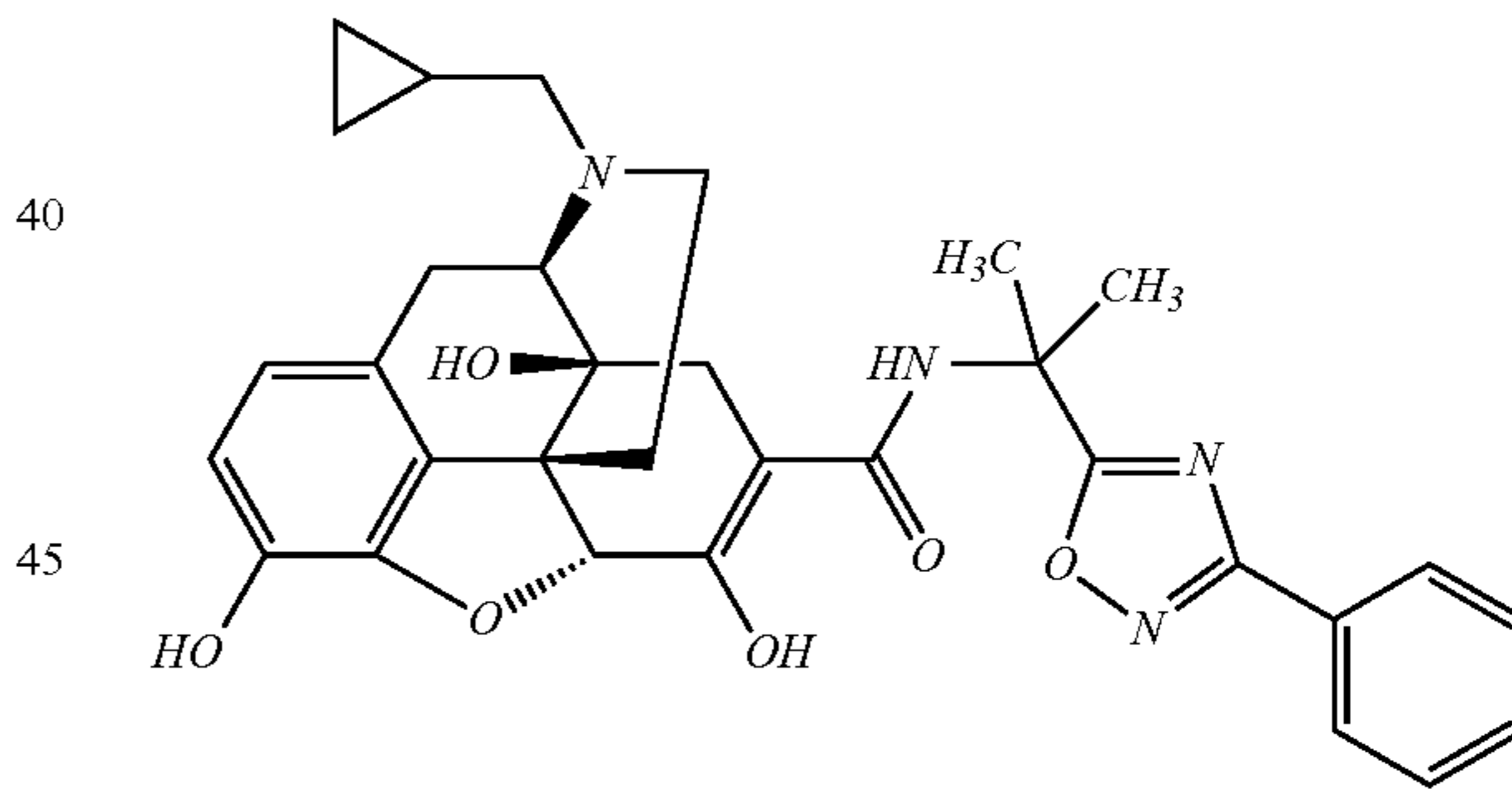


or a pharmaceutically acceptable salt or solvate thereof.

30. A method for treating opioid-induced constipation comprising administering a compound of the formula



31. The method according to claim 29 wherein the compound administered is the *p*-toluene sulfonic acid salt of



32. The method according to claim 31 wherein the compound is administered orally in the form of a tablet.

33. The method according to claim 29 wherein the compound is administered in a dose of 0.01 mg to 200 mg/day.

34. The method according to claim 31 wherein the compound is administered in a dose of 0.01 mg to 200 mg/day.

35. The composition of claim 19 further comprising a compound having opioid receptor agonistic activity.

36. The composition of claim 35 wherein the compound having opioid receptor agonistic activity is morphine, oxycodone, or a pharmaceutically acceptable salt thereof.

37. The method of claim 25 wherein the compound is administered in a dose of 0.01 mg to 200 mg/day.

\* \* \* \* \*