

US00RE46248E

(19) **United States**
(12) **Reissued Patent**
Johnson et al.

(10) **Patent Number: US RE46,248 E**
(45) **Date of Reissued Patent: Dec. 27, 2016**

(54) **WELDING CART**
(75) Inventors: **Travis Johnson**, Burnsville, MN (US);
David Anderson, Appleton, WI (US)
(73) Assignee: **Northern Tool & Equipment**
Company, Inc., Burnsville, MN (US)

7,338,054 B2 * 3/2008 Pint 280/79.2
D567,464 S * 4/2008 Dullum D34/6
7,357,398 B2 * 4/2008 O'Connor 280/47.34
7,374,185 B1 * 5/2008 Hollis 280/47.35
D575,023 S * 8/2008 Girard D34/19
D598,622 S * 8/2009 Wise D34/19
D612,562 S * 3/2010 Henderson D34/24

* cited by examiner

(21) Appl. No.: **29/421,500**
(22) Filed: **Jul. 18, 2012**

Primary Examiner — Phillip S Hyder
(74) *Attorney, Agent, or Firm* — Patterson Thuente
Pedersen, P.A.

Related U.S. Patent Documents

Reissue of:
(64) Patent No.: **Des. 629,028**
Issued: **Dec. 14, 2010**
Appl. No.: **29/360,173**
Filed: **Apr. 21, 2010**
(51) **LOC (10) Cl.** **15-09**
(52) **U.S. Cl.**
USPC **D15/144**
(58) **Field of Classification Search**
USPC D15/144, 144.1, 144.2; D34/12-27;
219/136; 414/444, 448, 466, 469, 546;
280/47.131, 47.19, 47.26, 47.27, 47.33,
280/47.34, 47.35, 79.5, 79.6, 79.7
See application file for complete search history.

(57) **CLAIM**

The ornamental design for a welding cart, as shown and described.

DESCRIPTION

FIG. 1 is a front perspective view of a welding cart according to the invention;
FIG. 2 is a top plan view of the welding cart depicted in FIG. 1;
FIG. 3 is a left side elevation view of the welding cart depicted in FIG. 1;
FIG. 4 is a right side elevation view of the welding cart depicted in FIG. 1;
FIG. 5 is a front elevation view of the welding cart depicted in FIG. 1; and,
FIG. 6 is a rear elevation view of the welding cart depicted in FIG. 1.
The broken lines depict portions of the welding cart in which the design is embodied that are not considered part of the claimed design.

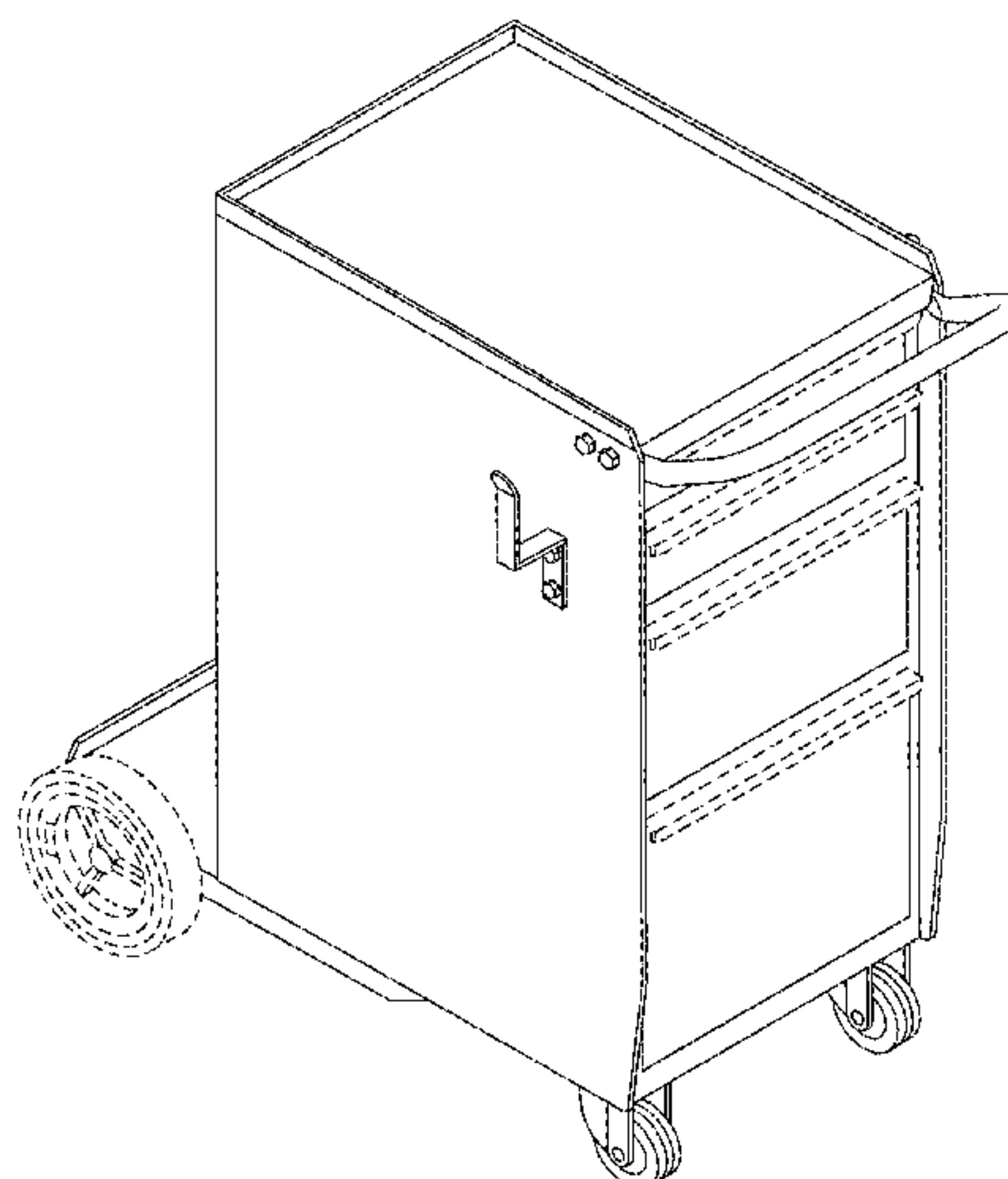
(56) **References Cited**

U.S. PATENT DOCUMENTS

2,891,802 A * 6/1959 Moran 280/654
D202,616 S * 10/1965 Larson D34/5
4,726,485 A * 2/1988 Bailey 220/6
D322,501 S * 12/1991 Legault D34/24
D330,789 S * 11/1992 Powell D34/5
D361,643 S * 8/1995 Snell D34/21
6,590,184 B1 * 7/2003 Andersen 219/136
D530,875 S * 10/2006 Rosine et al. D34/17
D546,017 S * 7/2007 Wise D34/19
7,252,297 B1 * 8/2007 Barritt et al. 280/47.26

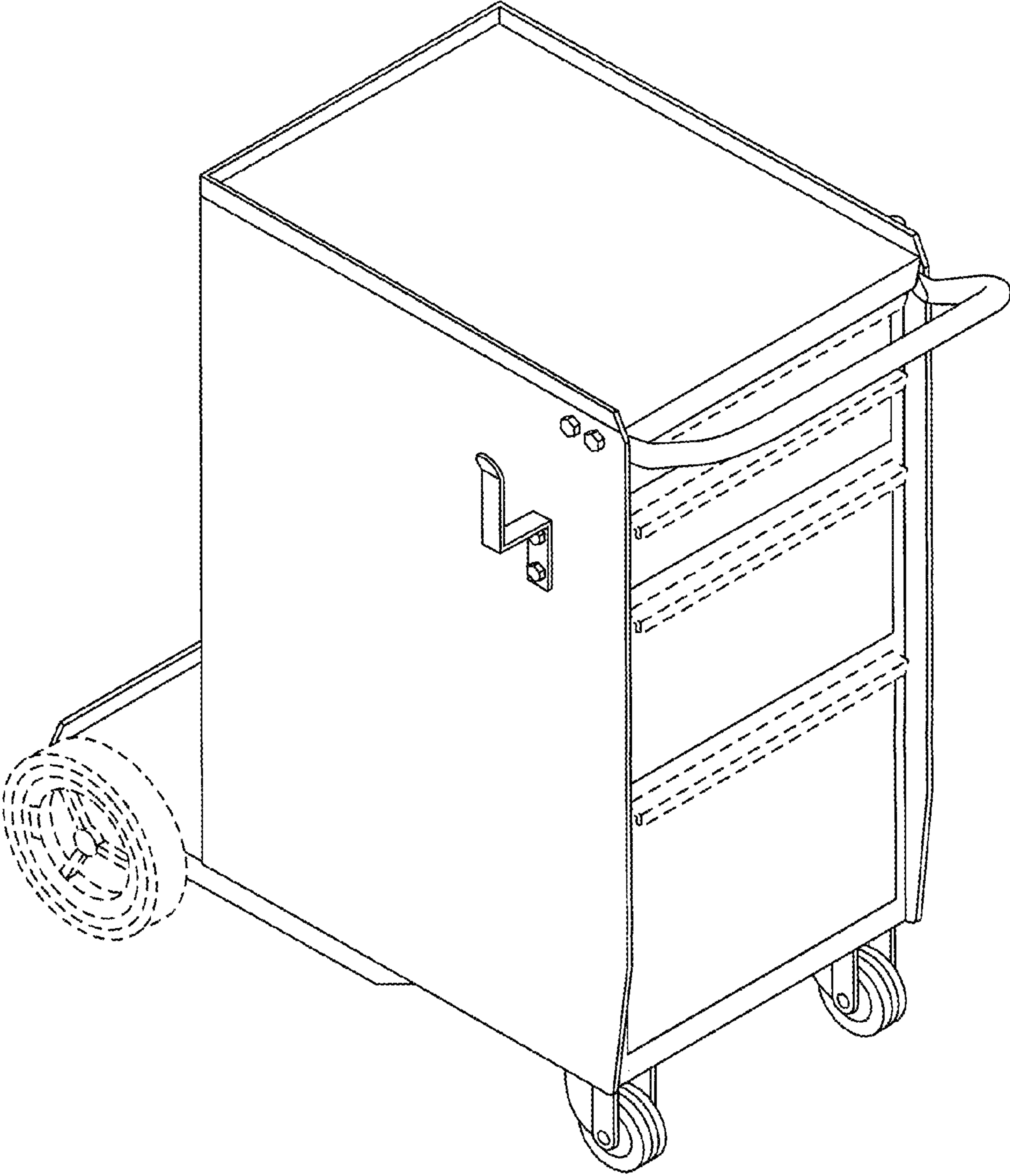
1 Claim, 4 Drawing Sheets

Matter enclosed in heavy brackets [] appears in the original patent but forms no part of this reissue; matter printed in italics indicates the additions made by reissue.



AMENDED

Fig. 1



AMENDED

Fig. 2

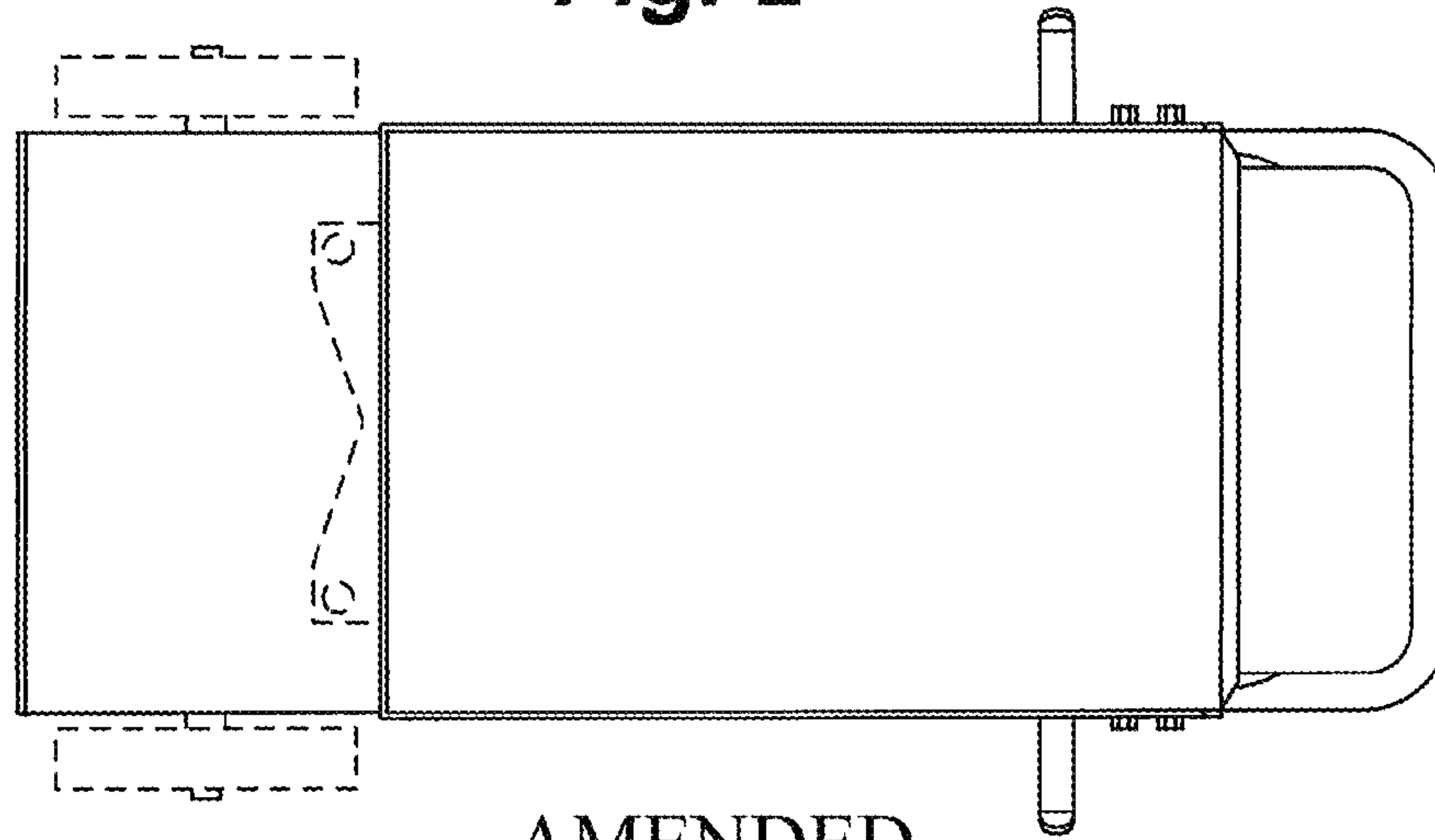


Fig. 3

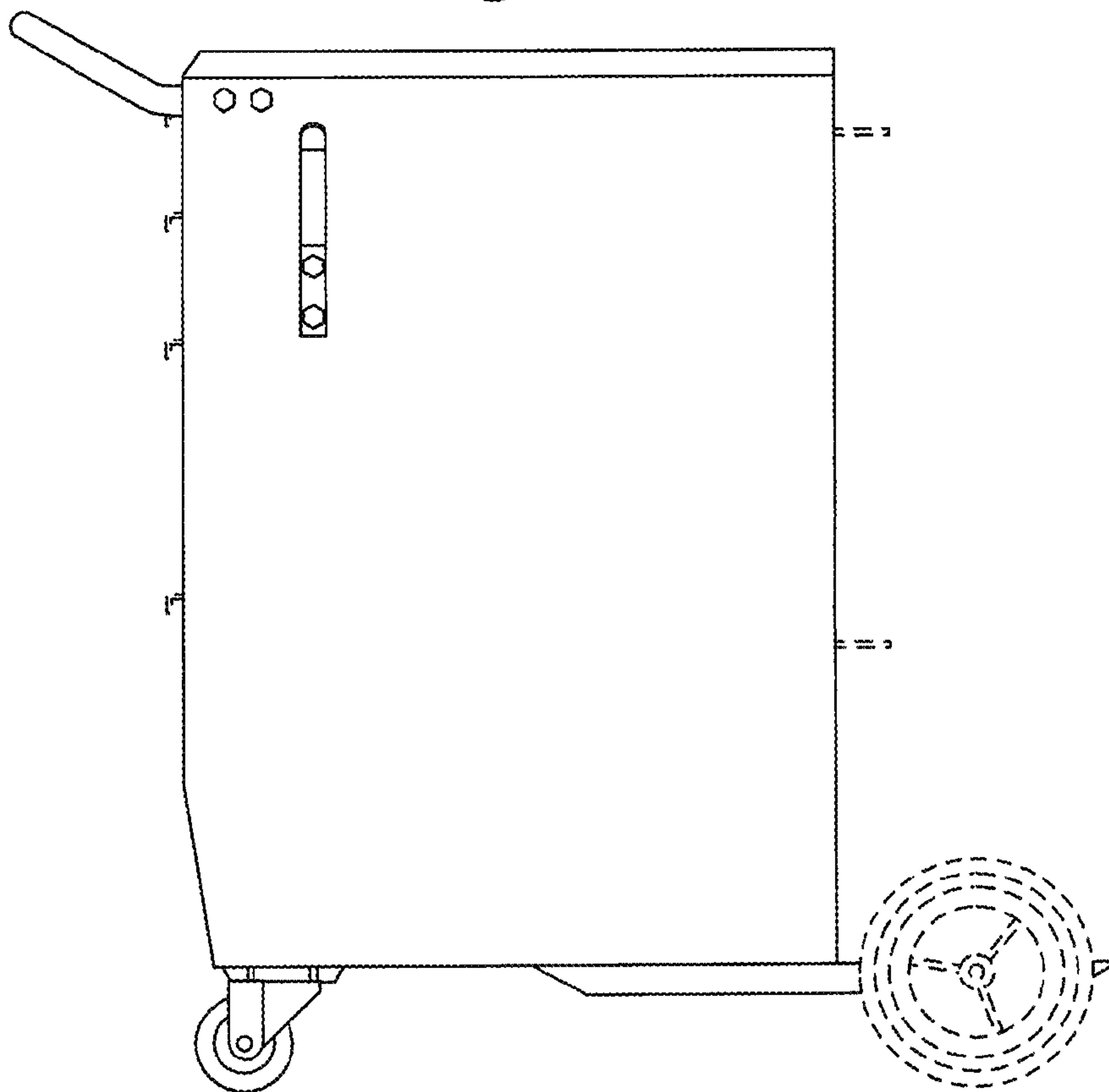


Fig. 4

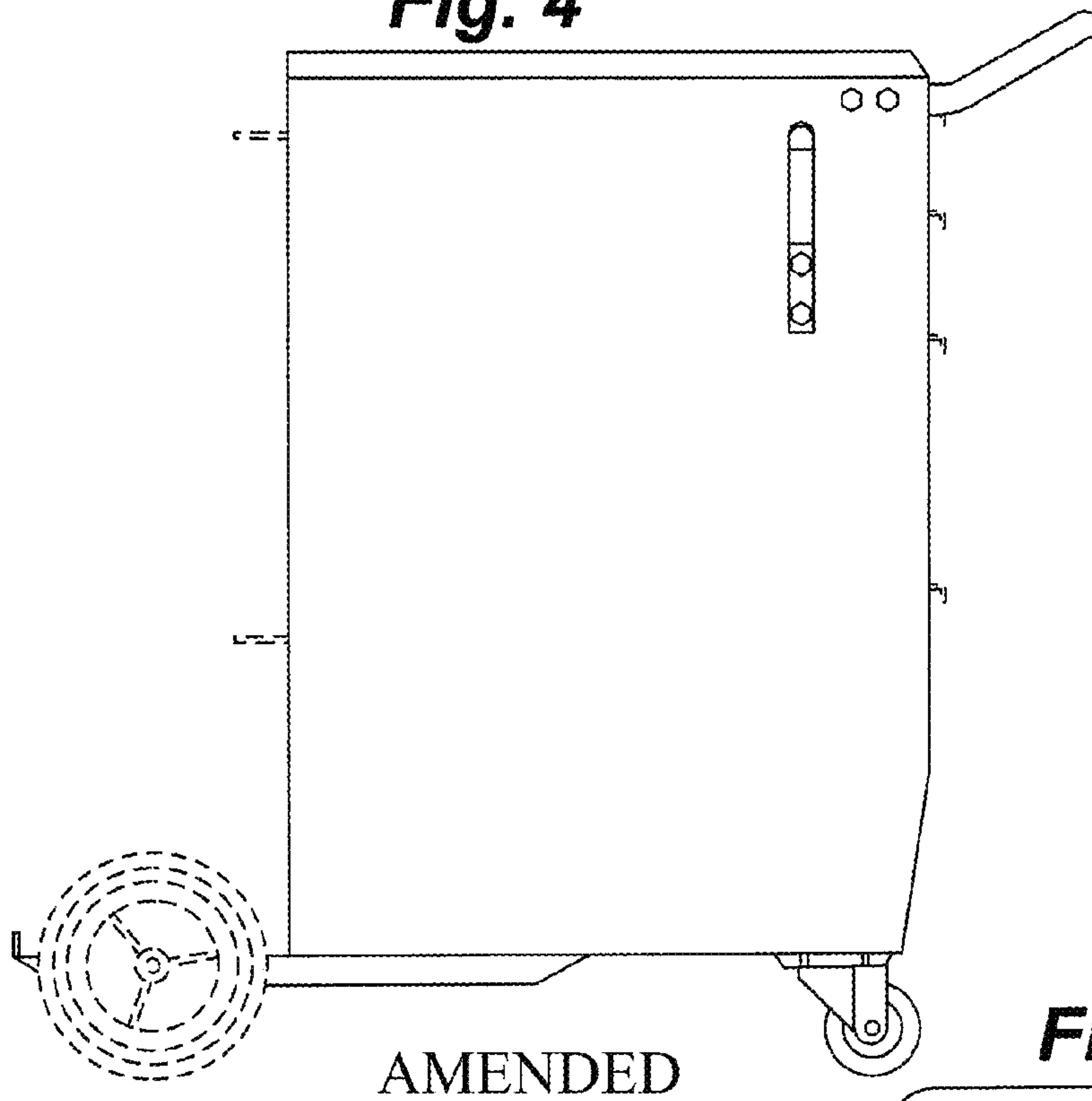


Fig. 5

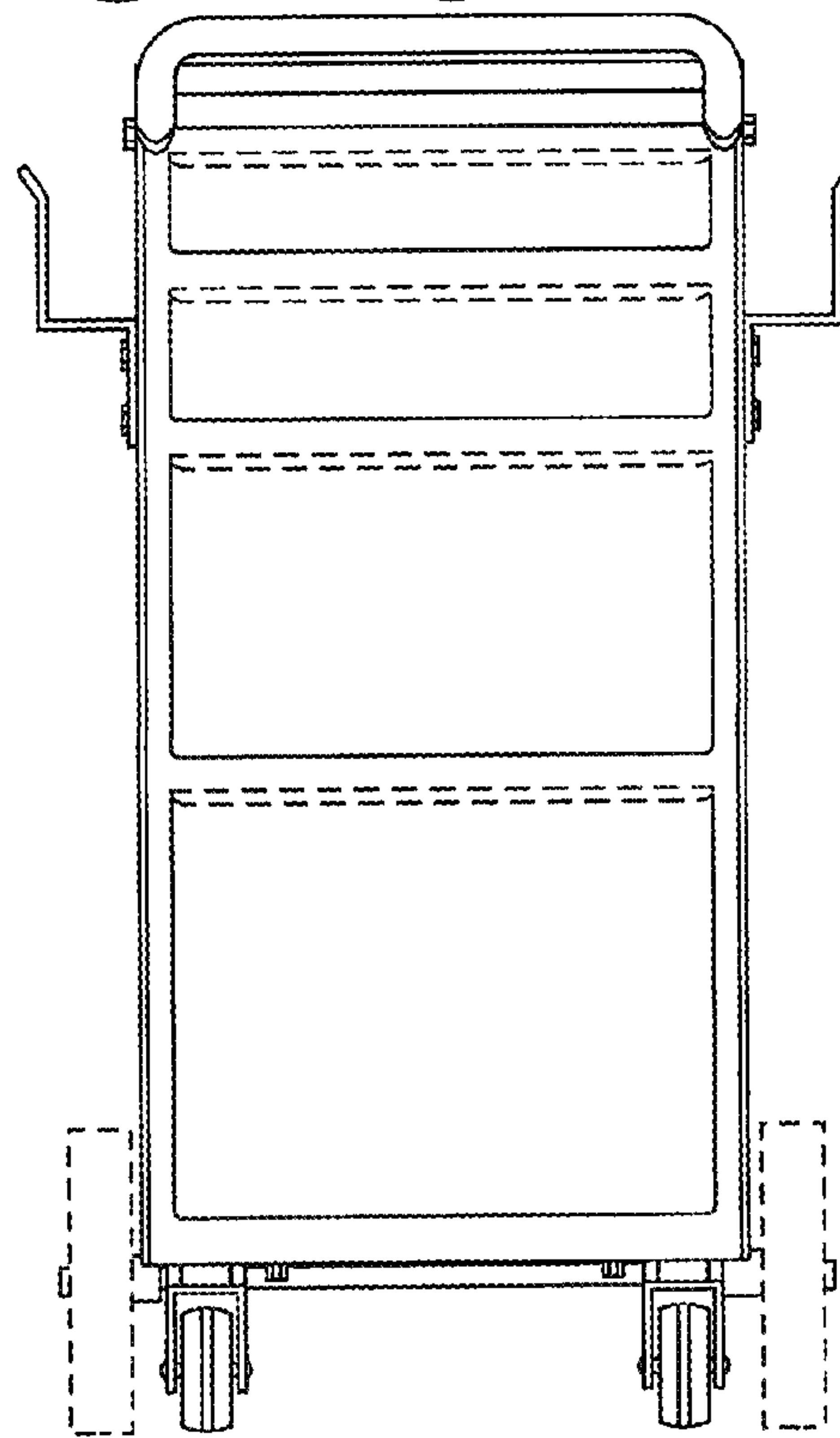
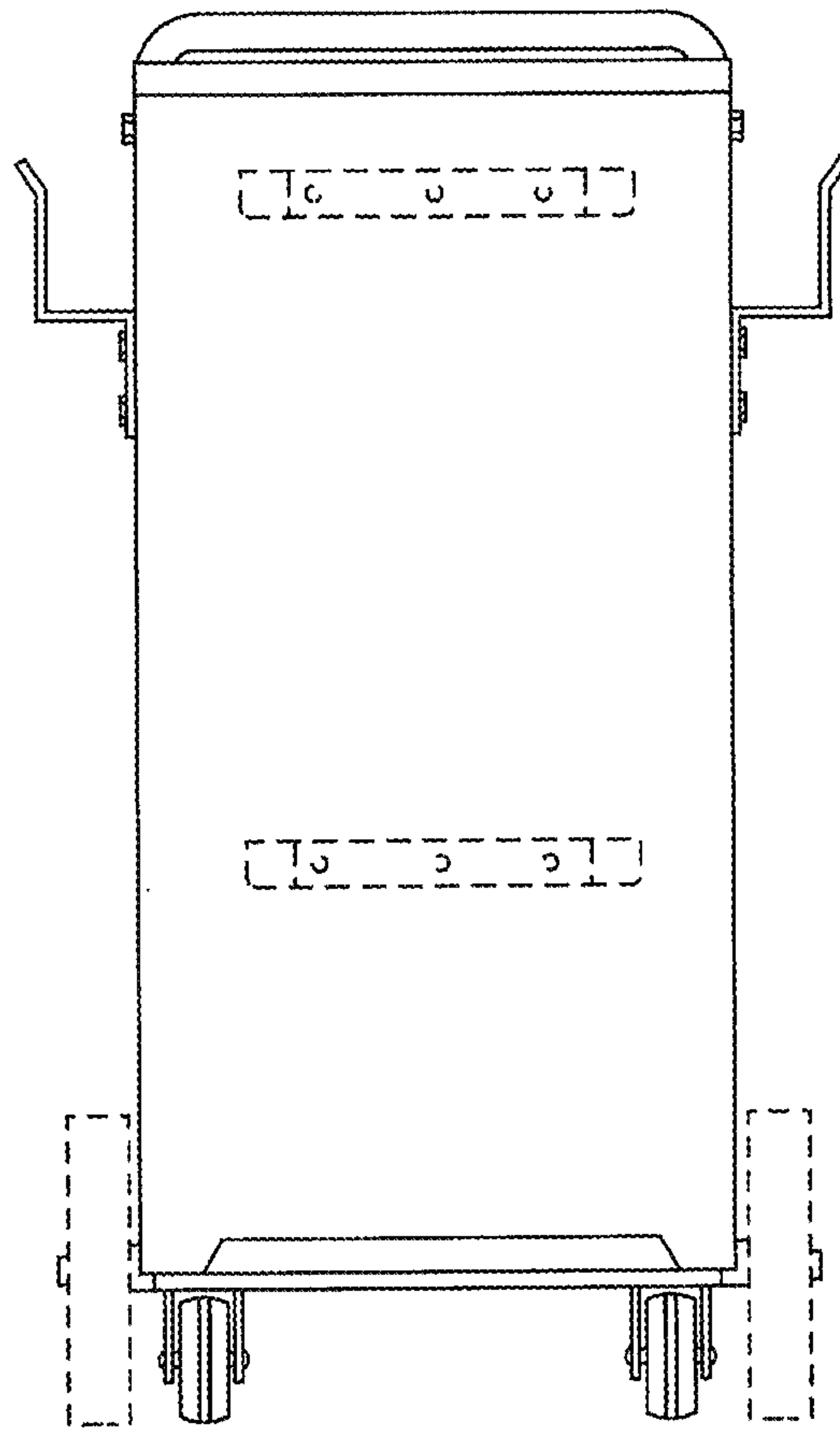


Fig. 6



AMENDED