



US00RE46245E

(19) **United States**
(12) **Reissued Patent**
Vujea et al.

(10) **Patent Number: US RE46,245 E**
(45) **Date of Reissued Patent: Dec. 27, 2016**

(54) **TRAY**

FOREIGN PATENT DOCUMENTS

(71) Applicant: **Sargento Foods Inc.**, Plymouth, WI (US)

CA	148193	7/2013
MX	42030	7/2014
MX	42735	10/2014

(72) Inventors: **Matthew Vujea**, Sheboygan Falls, WI (US); **Kevin Heidemann**, Sheboygan, WI (US); **Brian Kaufman**, Plymouth, WI (US)

OTHER PUBLICATIONS

Notice of Allowance from the United States Patent and Trademark Office for U.S. Appl. No. 29/455,359 dated May 22, 2015 (9 pages).

(Continued)

(73) Assignee: **Sargento Foods Inc.**, Plymouth, WI (US)

Primary Examiner — Darlington Ly

(21) Appl. No.: **29/513,957**

(74) *Attorney, Agent, or Firm* — Michael Best & Friedrich LLP

(22) Filed: **Jan. 7, 2015**

(57) **CLAIM**

Related U.S. Patent Documents

We claim the ornamental design for a [round] tray, as shown and described.

Reissue of:

DESCRIPTION

(64) Patent No.: **Des. 693,179**

Issued: **Nov. 12, 2013**

Appl. No.: **29/420,469**

Filed: **May 9, 2012**

(51) **LOC (10) Cl.** **07-01**

(52) **U.S. Cl.**

USPC **D7/555**

(58) **Field of Classification Search**

USPC D7/345, 360, 361, 500, 505, 543, 545, D7/552.1, 555, 558, 560, 561, 562, 565, D7/566, 586, 587, 601, 602; D9/341-348, D9/643, 744, 761; D1/122; D3/306; D6/403, 511, 513, 525, 537, 540, 556, D6/566, 567, 572, 574; D19/76; D28/61, D28/73; D30/130; 206/561; 211/13.1, 211/41.3, 41.4, 88.01, 85.4, 181.1; 215/382, 400; 220/23.4, 504, 574, 575, 220/751

(Continued)

FIG. 1 is an isometric view of the claimed design from the top, right side, and front side thereof; FIG. 2 is a top plan view thereof; FIG. 3 is bottom plan view thereof; FIG. 4 is front side view thereof; FIG. 5 is a back side view thereof; FIG. 6 is a left side view thereof; FIG. 7 is a right side view thereof; FIG. 8 is a first cross-sectional view thereof taken along line 8-8 in FIG. 2; FIG. 9 is a second cross-sectional view design thereof taken along line 9-9 in FIG. 2; FIG. 10 is a third cross-sectional view design thereof taken along line 10-10 in FIG. 2; FIG. 11 is a fourth cross-sectional view design thereof taken along line 11-11 in FIG. 2; and, FIG. 12 is a fifth cross-sectional view design thereof taken along line 12-12 in FIG. 2.

The broken lines having equal length segments shown in the drawings illustrate portions of the tray that form no part of the claimed design. The broken lines having unequal length segments illustrate the boundary of the claimed design and form no part of the claimed design.

(56) **References Cited**

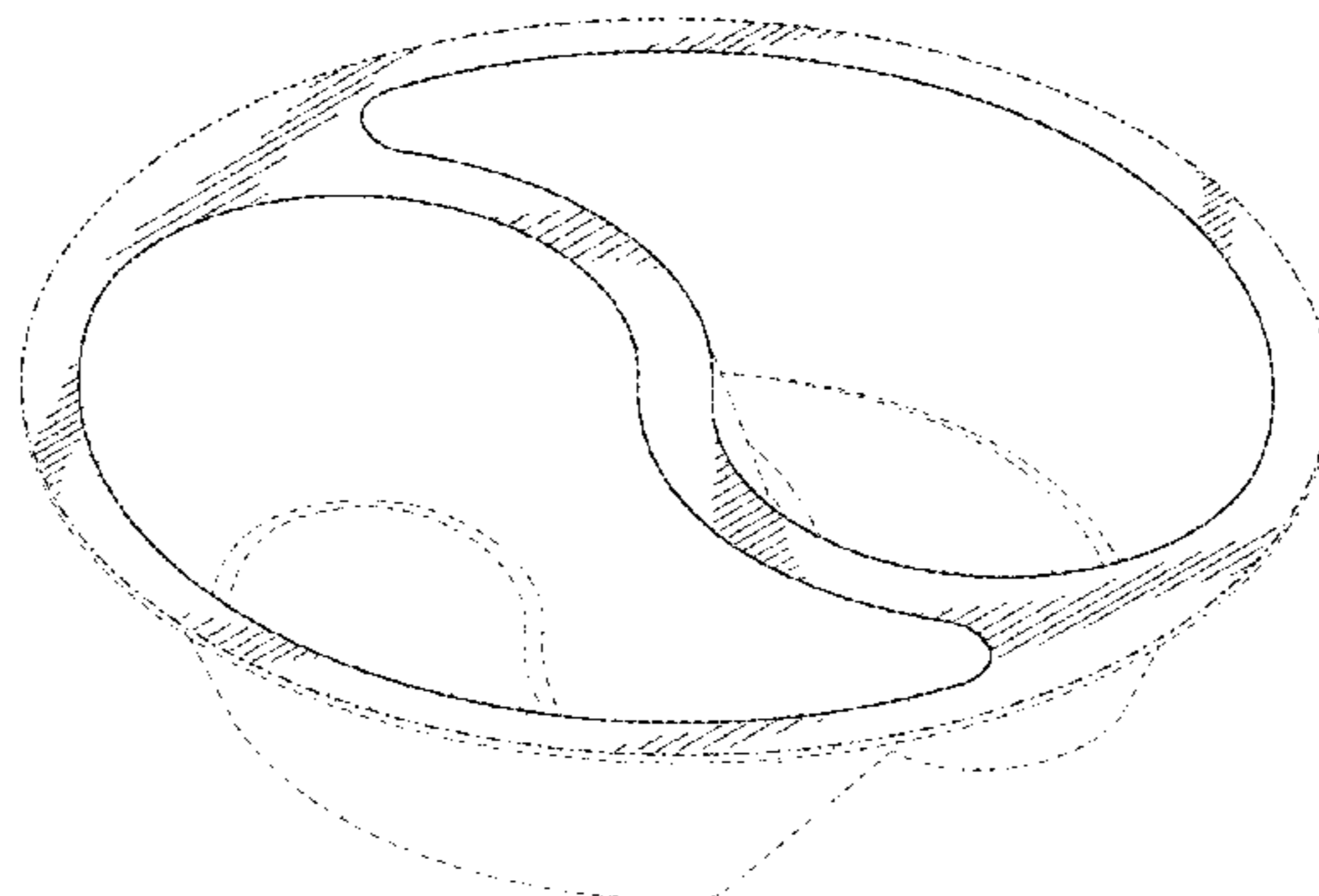
1 Claim, 8 Drawing Sheets

U.S. PATENT DOCUMENTS

D9,661 S 12/1876 Heuacker
D38,779 S * 9/1907 Wilhelm et al. D7/555

(Continued)

Matter enclosed in heavy brackets [] appears in the original patent but forms no part of this reissue; matter printed in italics indicates the additions made by reissue.



(AMENDED)

US RE46,245 E

Page 2

(58) **Field of Classification Search**

CPC A47G 19/02; A47G 19/022; A47G 19/03;
B65D 81/3453

See application file for complete search history.

(56) **References Cited**

U.S. PATENT DOCUMENTS

1,945,013 A * 1/1934 Wilson 220/574
1,945,397 A 1/1934 Gray
D107,816 S 1/1938 Barnhart
D155,299 S 9/1949 Laier
D160,667 S 10/1950 Sengstack
D176,824 S * 1/1956 Sacia D7/555
D185,067 S * 5/1959 Clark D7/546
3,014,616 A 12/1961 Kavanaugh et al.
D219,748 S 1/1971 Bixler
D249,108 S 8/1978 Cannon, Jr.
D249,916 S 10/1978 Collins
D264,924 S 6/1982 Swett
D278,128 S 3/1985 VanDine et al.
5,172,826 A * 12/1992 Celaya 220/574
D366,737 S 1/1996 Chen
D401,116 S 11/1998 Demore
5,853,105 A 12/1998 Roman et al.
D417,149 S 11/1999 Fletcher et al.
D418,020 S 12/1999 Tardif
D440,490 S 4/2001 Lizzio
D448,977 S 10/2001 Bleimaier et al.
D454,489 S 3/2002 Enciso et al.
D466,407 S 12/2002 Nance
D467,125 S * 12/2002 Orr et al. D7/541
D483,999 S 12/2003 Beachum et al.
D484,000 S 12/2003 Levien
D498,980 S * 11/2004 Smith et al. D7/549
D499,304 S * 12/2004 Wiedmeyer et al. D7/549
D508,379 S * 8/2005 Doliwa D7/629
D514,384 S 2/2006 Mitchell et al.
D529,797 S 10/2006 Wilcox et al.
D529,821 S 10/2006 Wilcox et al.

D530,625 S * 10/2006 Darin D9/761
D562,683 S 2/2008 Sweeton et al.
D569,193 S * 5/2008 El Ghouyel D7/602
D587,971 S * 3/2009 Peabody et al. D7/555
D591,175 S 4/2009 Larson
D595,154 S 6/2009 Nicholson et al.
D605,936 S 12/2009 Durdon et al.
D610,407 S 2/2010 Rauckman
D623,020 S 9/2010 De Bretton Gordon
D623,021 S 9/2010 De Bretton Gordon
D623,479 S 9/2010 De Bretton Gordon
D625,960 S 10/2010 Lipfert et al.
D629,654 S 12/2010 Moon
D629,681 S * 12/2010 Ehrmann D9/425
D633,340 S * 3/2011 Roberts D7/549
D652,683 S * 1/2012 Munoz D7/555
D670,041 S 10/2012 Chance et al.
8,337,073 B2 * 12/2012 Roberts 366/130
D693,178 S * 11/2013 Wilson D7/553.2
D693,179 S * 11/2013 Vujea et al. D7/555
D693,180 S 11/2013 Peterson et al.
D694,621 S 12/2013 McCarthy et al.
D695,077 S 12/2013 Chase
D700,509 S 3/2014 Shirley et al.
D710,701 S 8/2014 Lai
D715,595 S 10/2014 Gunstad et al.
D718,092 S 11/2014 Lion et al.
D731,248 S 6/2015 Breton
D734,097 S 7/2015 Vue et al.
D737,054 S 8/2015 Winston
D737,633 S 9/2015 Breton
2010/0108686 A1 5/2010 Reichel
2012/0097673 A1 4/2012 McDonald et al.
2013/0015096 A1 1/2013 BeVier et al.

OTHER PUBLICATIONS

Notice of Allowance from the United States Patent and Trademark
Office for U.S. Appl. No. 29/508,948 dated Nov. 20, 2015 (9 pages).

* cited by examiner

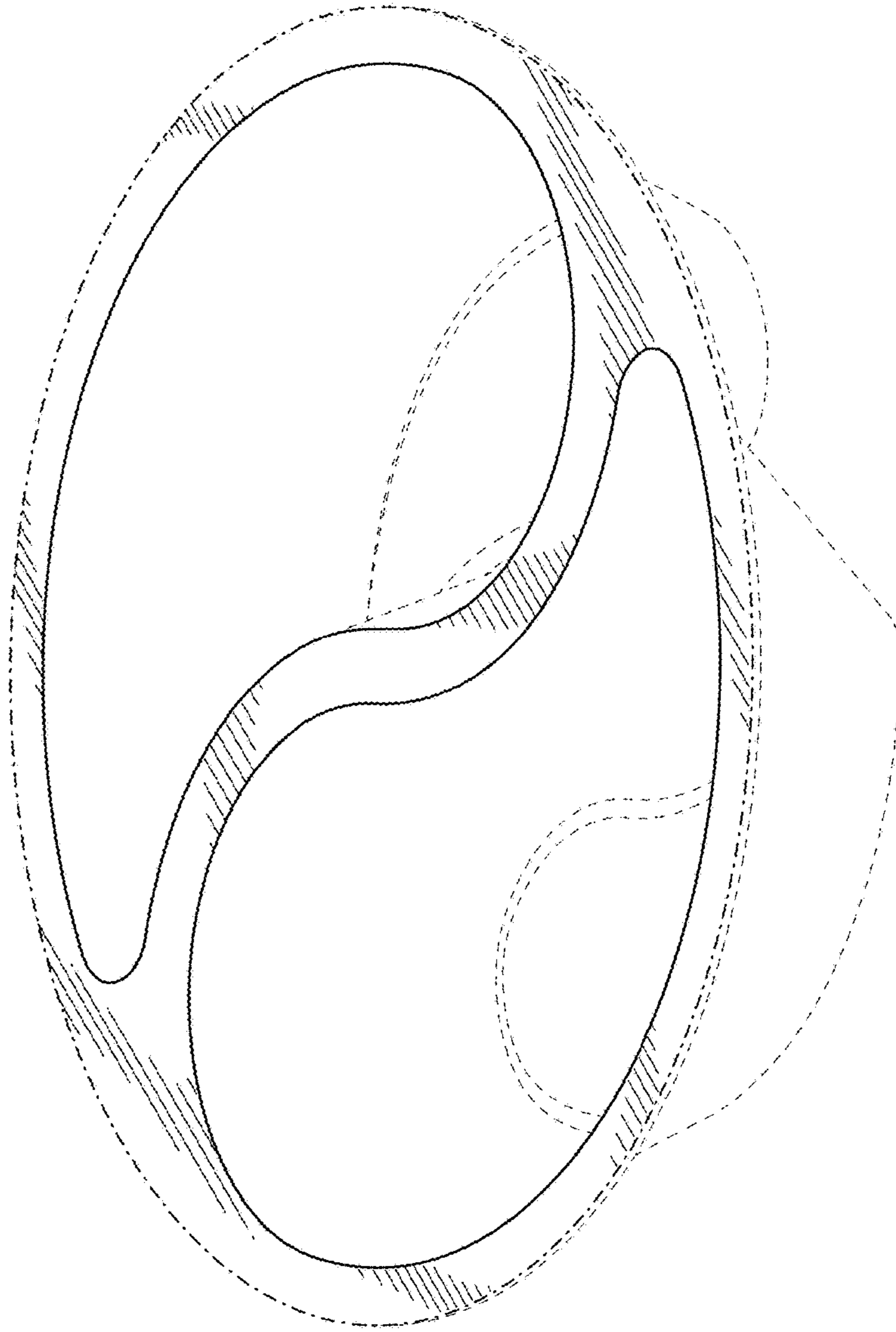


FIG. 1
(AMENDED)

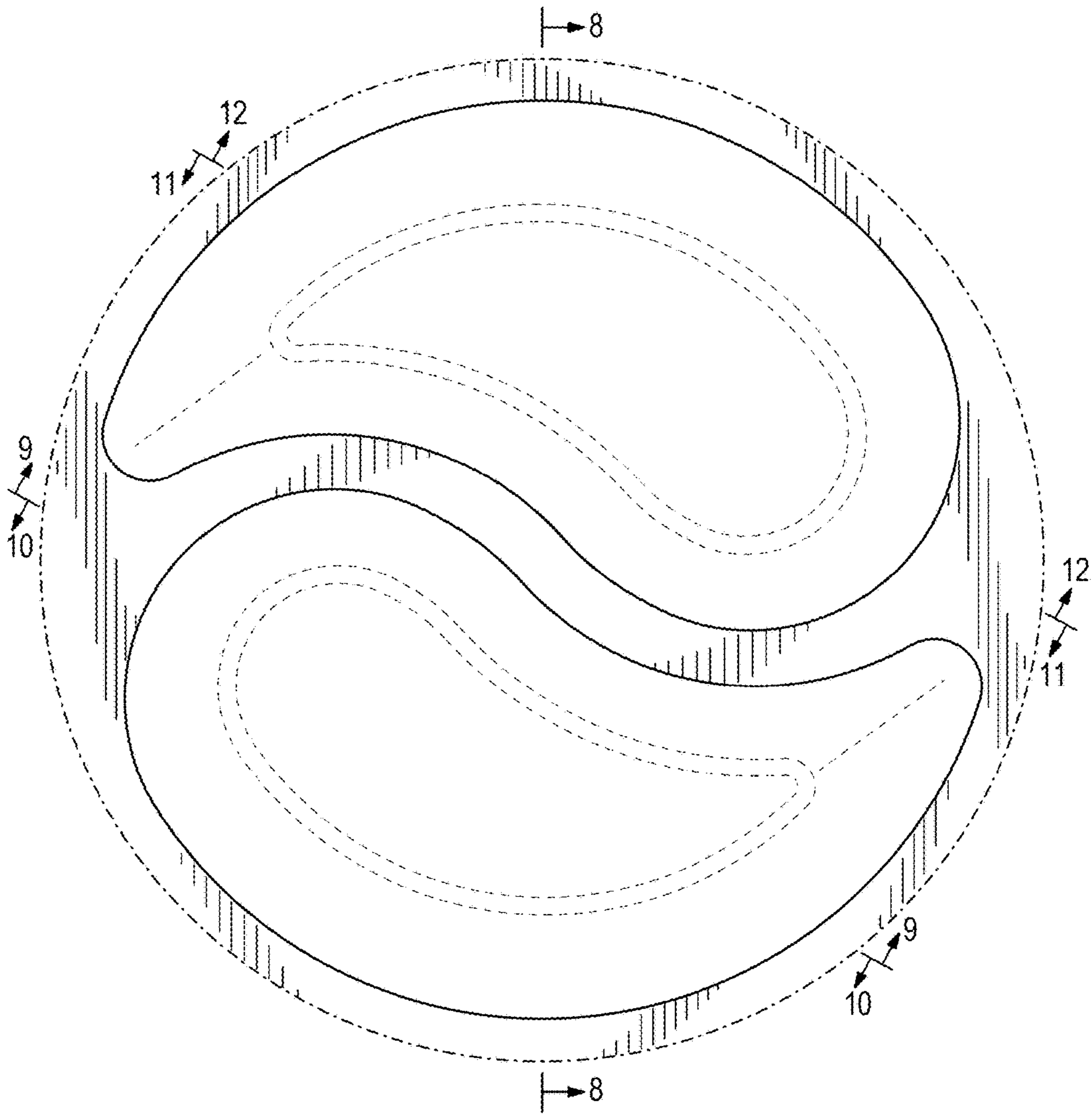


FIG. 2
(AMENDED)




FIG. 3

(AMENDED)




FIG. 4
(AMENDED)



FIG. 5
(AMENDED)

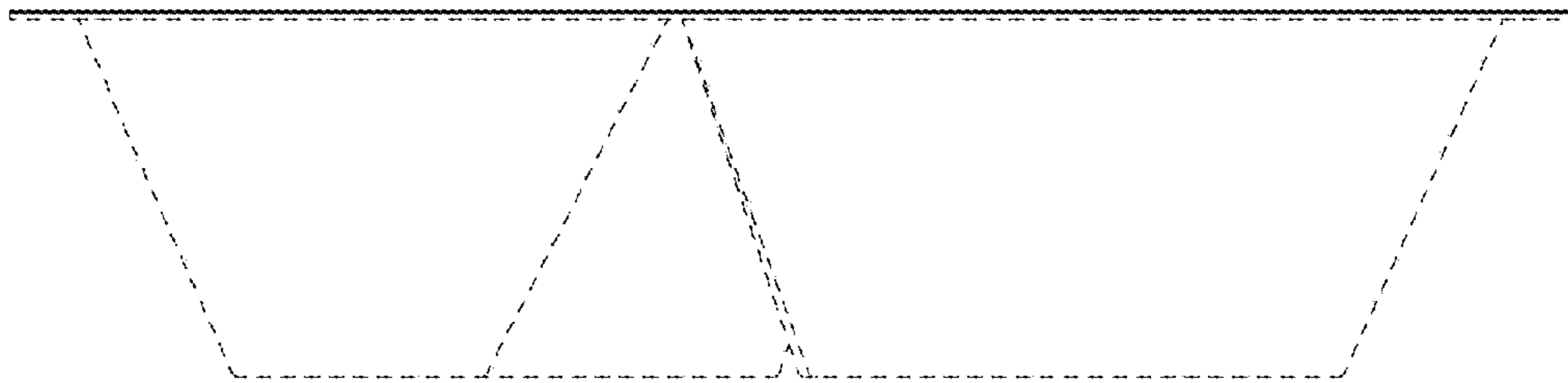


FIG. 6
(AMENDED)

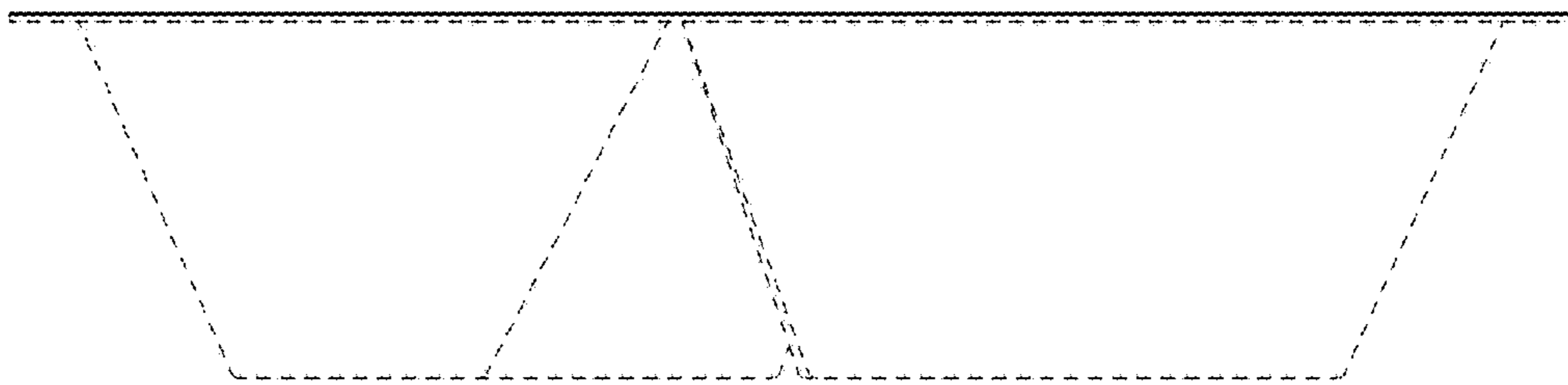


FIG. 7
(AMENDED)

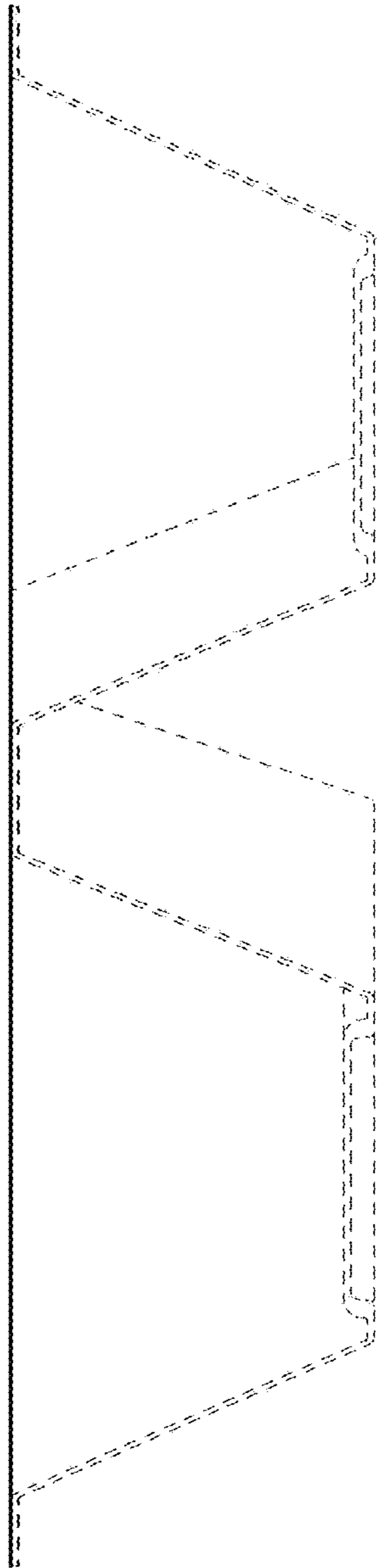


FIG. 8
(AMENDED)




FIG. 9
(AMENDED)




FIG. 10
(AMENDED)




FIG. 11
(AMENDED)




FIG. 12
(AMENDED)