

US00RE46236E

(19) **United States**
(12) **Reissued Patent**
Harter

(10) **Patent Number: US RE46,236 E**
(45) **Date of Reissued Patent: Dec. 13, 2016**

(54) **SELF-PROGRAMMABLE THERMOSTAT**

FOREIGN PATENT DOCUMENTS

(71) Applicant: **Honeywell International Inc.**, Morris Plains, NJ (US)

CA 2202008 10/1998
EP 0196069 10/1986

(Continued)

(72) Inventor: **Robert J. Harter**, LaCrosse, WI (US)

(21) Appl. No.: **14/714,535**

OTHER PUBLICATIONS

(22) Filed: **May 18, 2015**

Akhlaghinia et al., "Occupancy Monitoring in Intelligent Environment Through Integrated Wireless Localizing Agents," In 2009 IEEE Symposium on intelligent Agents, Piscataway, NJ, USA, vol. 30, 7 pages, 2009.

Related U.S. Patent Documents

Reissue of:

(64) Patent No.: **7,784,704**
Issued: **Aug. 31, 2010**
Appl. No.: **11/704,414**
Filed: **Feb. 9, 2007**

(Continued)

U.S. Applications:

(63) Continuation of application No. 13/551,543, filed on Jul. 17, 2012, now Pat. No. Re. 45,574, which is an application for the reissue of Pat. No. 7,784,704.

Primary Examiner — Beverly M Flanagan

(74) *Attorney, Agent, or Firm* — Seager, Tufte & Wickhem, LLP

(51) **Int. Cl.**
F24F 11/053 (2006.01)
G05D 23/12 (2006.01)
G05D 23/185 (2006.01)
G05D 23/32 (2006.01)
G05D 23/00 (2006.01)

(57) **ABSTRACT**

A hybrid manual/programmable thermostat for a furnace or air conditioner offers the simplicity of a manual thermostat while providing the convenience and versatility of a programmable one. Initially, the hybrid thermostat appears to function as an ordinary manual thermostat; however, it privately observes and learns a user's manual temperature setting habits and eventually programs itself accordingly. If users begin changing their preferred temperature settings due to seasonal changes or other reasons, the thermostat continues learning and will adapt to those changes as well. For ease of use, the thermostat does not require an onscreen menu as a user interface. In some embodiments, the thermostat can effectively program itself for temperature settings that are set to occur at particular times daily or just on weekends, yet the user is not required to enter the time of day or the day of the week.

(Continued)

(52) **U.S. Cl.**
CPC **F24F 11/0012** (2013.01); **F24F 11/06** (2013.01)

(58) **Field of Classification Search**
CPC **F24F 11/0012**; **F24F 11/06**
USPC **236/1 C, 46 C, 44 C**
See application file for complete search history.

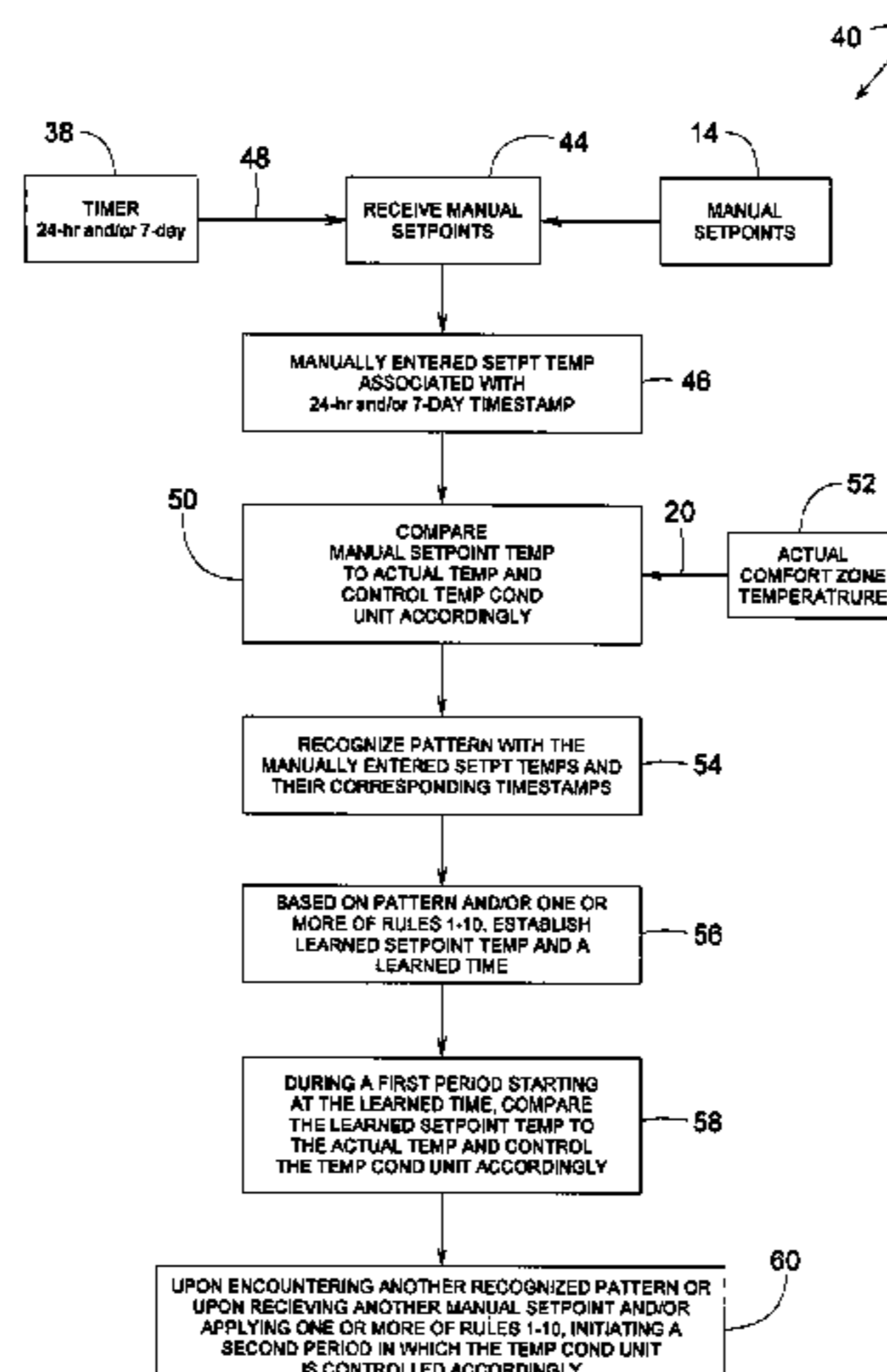
(56) **References Cited**

U.S. PATENT DOCUMENTS

2,202,008 A 5/1940 Ittner
4,032,867 A 6/1977 Engeler et al.
4,223,831 A 9/1980 Szarka

(Continued)

22 Claims, 3 Drawing Sheets



- (51) **Int. Cl.**
F24F 11/00 (2006.01)
F24F 11/06 (2006.01)

(56) **References Cited**

U.S. PATENT DOCUMENTS

4,316,577 A 2/1982 Adams et al.
4,335,847 A * 6/1982 Levine 236/46 R
4,350,966 A 9/1982 Nelson
4,408,711 A 10/1983 Levine
4,467,178 A * 8/1984 Swindle 392/449
4,469,274 A * 9/1984 Levine 236/46 R
4,531,064 A * 7/1985 Levine 307/66
4,595,430 A 6/1986 Baker
4,615,380 A 10/1986 Beckey
4,621,336 A 11/1986 Brown
4,669,654 A 6/1987 Levine et al.
4,674,027 A 6/1987 Beckey
4,685,614 A 8/1987 Levine
4,751,961 A 6/1988 Levine et al.
4,768,706 A 9/1988 Parfitt
5,005,264 A 4/1991 Lynch
5,005,365 A 4/1991 Lynch
5,056,712 A * 10/1991 Enck 236/20 R
5,088,645 A * 2/1992 Bell 236/46 R
5,115,967 A * 5/1992 Wedekind 236/46 R
5,165,465 A * 11/1992 Kenet 165/11.1
5,170,935 A * 12/1992 Federspiel et al. 236/44 C
5,192,020 A 3/1993 Shah
5,192,874 A 3/1993 Adams
5,211,332 A 5/1993 Adams
5,224,649 A 7/1993 Brown
5,238,184 A 8/1993 Adams
5,240,178 A 8/1993 Dewolf et al.
5,255,975 A 10/1993 Adams
5,270,952 A 12/1993 Adams et al.
5,294,047 A 3/1994 Schwer
5,303,612 A 4/1994 Odom et al.
5,361,983 A 11/1994 Bird
5,395,042 A 3/1995 Riley et al.
5,476,221 A 12/1995 Seymour et al.
5,482,209 A 1/1996 Cochran et al.
5,485,954 A 1/1996 Guy et al.
5,499,196 A 3/1996 Pacheco
5,555,927 A 9/1996 Shah
5,603,451 A 2/1997 Helander et al.
5,611,484 A 3/1997 Uhrich
5,627,531 A 5/1997 Posso et al.
5,673,850 A 10/1997 Uptegraph et al.
5,690,277 A 11/1997 Flood
5,720,176 A 2/1998 Manson et al.
5,808,602 A 9/1998 Sellers et al.
5,902,183 A 5/1999 D'Souza
5,909,378 A 6/1999 De Milleville et al.
5,931,378 A 8/1999 Schramm et al.
5,943,917 A 8/1999 Truong et al.
5,977,964 A 11/1999 Williams et al.
6,062,482 A 5/2000 Gauthier et al.
6,098,893 A 8/2000 Berglund et al.
6,164,374 A 12/2000 Rhodes et al.
6,206,295 B1 3/2001 LaCoste
6,209,794 B1 4/2001 Webster et al.
6,211,921 B1 4/2001 Cherian et al.
6,213,404 B1 4/2001 Dushane et al.
6,216,956 B1 4/2001 Ehlers et al.
6,222,191 B1 4/2001 Myron et al.
6,286,764 B1 9/2001 Garvey et al.
6,298,285 B1 10/2001 Addink et al.
6,349,883 B1 2/2002 Simmons et al.
6,351,693 B1 2/2002 Monie et al.
6,356,204 B1 3/2002 Guindi et al.
6,375,087 B1 4/2002 Day et al.
6,453,687 B2 9/2002 Sharood et al.
6,502,758 B2 1/2003 Cottrell
6,519,509 B1 2/2003 Nierlich et al.
6,636,197 B1 10/2003 Goldenberg et al.

6,641,055 B1 11/2003 Tiernan
6,644,557 B1 11/2003 Jacobs
6,645,066 B2 11/2003 Gutta et al.
6,726,112 B1 4/2004 Ho
6,741,158 B2 5/2004 Engler et al.
6,769,482 B2 8/2004 Wagner et al.
6,814,299 B1 11/2004 Carey
6,824,069 B2 11/2004 Rosen
6,851,621 B1 2/2005 Wacker
D506,150 S 6/2005 Backlund et al.
D506,689 S 6/2005 Backlund et al.
6,951,306 B2 10/2005 DeLuca
7,000,849 B2 2/2006 Ashworth et al.
7,014,336 B1 3/2006 Ducharme et al.
7,024,336 B2 4/2006 Salsbury
7,028,912 B1 4/2006 Rosen
7,035,805 B1 4/2006 Miller
7,055,759 B2 6/2006 Wacker et al.
7,083,109 B2 8/2006 Pouchak
7,108,194 B1 9/2006 Hankins, II
7,109,970 B1 9/2006 Miller
7,111,788 B2 9/2006 Reponen
7,114,554 B2 10/2006 Bergman et al.
7,117,129 B1 10/2006 Bash et al.
7,140,551 B2 11/2006 de Pauw et al.
7,141,748 B2 11/2006 Tanaka et al.
7,142,948 B2 11/2006 Metz
7,146,348 B2 12/2006 Geib et al.
7,152,806 B1 12/2006 Rosen
7,156,318 B1 1/2007 Rosen
7,159,789 B2 1/2007 Schwendinger et al.
7,159,790 B2 1/2007 Schwendinger et al.
7,181,317 B2 2/2007 Amundson et al.
7,222,494 B2 5/2007 Peterson et al.
7,222,800 B2 5/2007 Wruck
7,225,054 B2 5/2007 Amundson et al.
7,258,280 B2 8/2007 Wolfson
7,264,175 B2 9/2007 Schwendinger et al.
7,274,972 B2 9/2007 Amundson et al.
7,287,709 B2 10/2007 Proffitt et al.
7,299,996 B2 11/2007 Garrett et al.
7,302,642 B2 11/2007 Smith et al.
7,333,880 B2 2/2008 Brewster et al.
7,379,997 B2 5/2008 Ehlers et al.
RE40,437 E 7/2008 Rosen
7,434,742 B2 10/2008 Mueller et al.
7,451,937 B2 11/2008 Flood et al.
7,455,240 B2 11/2008 Chapman, Jr. et al.
7,469,550 B2 12/2008 Chapman, Jr. et al.
7,509,753 B2 3/2009 Nicosia et al.
7,552,030 B2 6/2009 Guralnik et al.
7,558,648 B2 7/2009 Hogle et al.
7,584,899 B2 9/2009 de Pauw et al.
7,596,431 B1 9/2009 Forman et al.
7,600,694 B2 10/2009 Helt et al.
7,614,567 B2 11/2009 Chapman, Jr. et al.
7,624,931 B2 12/2009 Chapman, Jr. et al.
7,634,504 B2 12/2009 Amundson
7,641,126 B2 1/2010 Schultz et al.
7,643,908 B2 1/2010 Quirino et al.
7,644,869 B2 1/2010 Hogle et al.
7,667,163 B2 2/2010 Ashworth et al.
7,693,582 B2 4/2010 Bergman et al.
7,702,424 B2 4/2010 Cannon et al.
7,703,694 B2 4/2010 Mueller et al.
7,778,734 B2 8/2010 Oswald et al.
7,784,291 B2 8/2010 Butler et al.
7,784,704 B2 8/2010 Harter
7,802,618 B2 9/2010 Simon et al.
7,845,576 B2 12/2010 Siddaramanna et al.
7,848,900 B2 12/2010 Steinberg et al.
7,854,389 B2 12/2010 Ahmed
7,904,830 B2 3/2011 Hogle et al.
7,913,825 B2 3/2011 Boyer
7,949,615 B2 5/2011 Ehlers et al.
8,010,237 B2 8/2011 Cheung et al.
8,019,567 B2 9/2011 Steinberg et al.
8,042,048 B2 10/2011 Wilson et al.
8,063,775 B2 11/2011 Reed et al.

(56)

References Cited

U.S. PATENT DOCUMENTS

8,078,330 B2 12/2011 Brickfield et al.
 8,090,477 B1 1/2012 Steinberg
 8,131,497 B2 3/2012 Steinberg et al.
 8,180,492 B2 5/2012 Steinberg
 8,219,250 B2 7/2012 Dempster et al.
 8,239,922 B2 8/2012 Sullivan et al.
 8,280,536 B1 10/2012 Fadell et al.
 8,442,695 B2 5/2013 Imes et al.
 8,452,457 B2 5/2013 Matsuoka et al.
 8,510,255 B2 8/2013 Fadell et al.
 2002/0005435 A1 1/2002 Cottrell
 2003/0034898 A1 2/2003 Shamoon et al.
 2003/0040842 A1 2/2003 Poth
 2003/0042320 A1 3/2003 Decker
 2004/0027271 A1 2/2004 Schuster et al.
 2004/0034484 A1 2/2004 Solomita, Jr. et al.
 2004/0055446 A1 3/2004 Robbin et al.
 2004/0149478 A1 8/2004 Staiger
 2004/0249479 A1 12/2004 Shorrock
 2004/0256472 A1 12/2004 DeLuca
 2004/0260427 A1 12/2004 Wimsatt
 2004/0262410 A1 12/2004 Hull
 2005/0040247 A1 2/2005 Pouchak
 2005/0119766 A1 6/2005 Amundson et al.
 2005/0128067 A1 6/2005 Zakrewski
 2005/0189429 A1 9/2005 Breeden
 2005/0204997 A1 9/2005 Fournier
 2005/0280421 A1 12/2005 Yomoda
 2006/0079983 A1 4/2006 Willis
 2006/0186214 A1 8/2006 Simon et al.
 2006/0196953 A1 9/2006 Simon et al.
 2007/0045430 A1 3/2007 Chapman et al.
 2007/0045433 A1 3/2007 Chapman et al.
 2007/0045444 A1 3/2007 Gray
 2007/0050732 A1 3/2007 Chapman
 2007/0057079 A1 3/2007 Stark
 2007/0158442 A1 7/2007 Chapman et al.
 2007/0158444 A1 7/2007 Naujok et al.
 2007/0173978 A1 7/2007 Fein
 2007/0225867 A1 9/2007 Moorer et al.
 2007/0227721 A1 10/2007 Springer et al.
 2007/0228183 A1 10/2007 Kennedy et al.
 2007/0241203 A1 10/2007 Wagner et al.
 2007/0257120 A1 11/2007 Chapman et al.
 2007/0278320 A1 12/2007 Lunacek et al.
 2008/0006709 A1 1/2008 Ashworth et al.
 2008/0015742 A1 1/2008 Kulyk et al.
 2008/0054082 A1 3/2008 Evans et al.
 2008/0191045 A1 8/2008 Harter
 2008/0219227 A1 9/2008 Michaelis
 2008/0223136 A1 9/2008 Yakabe et al.
 2008/0245480 A1 10/2008 Knight et al.
 2008/0290183 A1 11/2008 Laberge et al.
 2008/0317292 A1 12/2008 Baker et al.
 2009/0001180 A1 1/2009 Siddaramanna et al.
 2009/0057424 A1 3/2009 Sullivan et al.
 2009/0112335 A1 4/2009 Mehta et al.
 2009/0140056 A1 6/2009 Leen
 2009/0140057 A1 6/2009 Leen
 2009/0143916 A1 6/2009 Boll et al.
 2009/0171862 A1 7/2009 Harrod et al.
 2009/0195349 A1 8/2009 Frader-Thompson et al.
 2009/0215534 A1 8/2009 Wilson et al.
 2009/0216380 A1 8/2009 Kolk
 2009/0254225 A1 10/2009 Boucher et al.
 2009/0259713 A1 10/2009 Blumrich et al.
 2009/0271042 A1 10/2009 Voysey
 2009/0283603 A1 11/2009 Peterson et al.
 2009/0312999 A1 12/2009 Kasztenny et al.
 2010/0019051 A1 1/2010 Rosen
 2010/0025483 A1* 2/2010 Hoeyneck et al. 236/1 C
 2010/0026229 A1 2/2010 Williams
 2010/0052576 A1 3/2010 Steiner et al.
 2010/0070084 A1 3/2010 Steinberg et al.
 2010/0070085 A1 3/2010 Harrod et al.

2010/0070086 A1 3/2010 Harrod et al.
 2010/0070089 A1 3/2010 Harrod et al.
 2010/0070096 A1 3/2010 Rauscher et al.
 2010/0070234 A1 3/2010 Steinberg et al.
 2010/0070907 A1 3/2010 Harrod et al.
 2010/0084482 A1 4/2010 Kennedy et al.
 2010/0106305 A1 4/2010 Pavlak et al.
 2010/0107070 A1 4/2010 Devineni et al.
 2010/0107076 A1 4/2010 Grohman et al.
 2010/0198425 A1 8/2010 Donovan
 2010/0211224 A1 8/2010 Keeling et al.
 2010/0262298 A1 10/2010 Johnson et al.
 2010/0262299 A1 10/2010 Cheung et al.
 2010/0280667 A1 11/2010 Steinberg
 2010/0289643 A1 11/2010 Trundle et al.
 2010/0308119 A1 12/2010 Steinberg et al.
 2010/0318227 A1 12/2010 Steinberg et al.
 2010/0324437 A1 12/2010 Freeman et al.
 2010/0327766 A1 12/2010 Recker et al.
 2011/0015798 A1 1/2011 Golden et al.
 2011/0015802 A1 1/2011 Imes
 2011/0035060 A1 2/2011 Oswald
 2011/0046756 A1 2/2011 Park
 2011/0046782 A1 2/2011 Fixell
 2011/0046792 A1 2/2011 Imes et al.
 2011/0046805 A1 2/2011 Bedros et al.
 2011/0046806 A1 2/2011 Nagel et al.
 2011/0054710 A1 3/2011 Imes et al.
 2011/0077896 A1 3/2011 Steinberg et al.
 2011/0153089 A1 6/2011 Tiemann et al.
 2011/0173542 A1 7/2011 Imes et al.
 2011/0185895 A1 8/2011 Freen
 2011/0196539 A1 8/2011 Nair et al.
 2011/0224838 A1 9/2011 Imes et al.
 2011/0288905 A1 11/2011 Mrakas
 2011/0307103 A1 12/2011 Cheung et al.
 2012/0065935 A1 3/2012 Steinberg et al.
 2012/0066168 A1 3/2012 Fadell et al.
 2012/0085831 A1 4/2012 Kopp
 2012/0131504 A1 5/2012 Fadell et al.
 2012/0158350 A1 6/2012 Steinberg et al.
 2012/0165993 A1 6/2012 Whitehouse
 2012/0221151 A1 8/2012 Steinberg
 2012/0245740 A1 9/2012 Raestik et al.
 2013/0103622 A1 4/2013 Matsuoka et al.
 2013/0274928 A1 10/2013 Matsuoka et al.

FOREIGN PATENT DOCUMENTS

JP S59-106311 6/1984
 JP H1-252850 10/1989
 WO WO 2011072332 6/2011

OTHER PUBLICATIONS

Allen et al., "Real-Time Earthquake Detection and Hazard Assessment by Alarms Across California," Geophysical Research Letters, vol. 36, pp. 1-6, 2009.
 Aprilaire Electronic Thermostats, "User's Manual Installation and Programming," Dec. 2000.
 Bay Controls LLC. "Bayweb Thermostat Model BW-WT2 Owner's Manual," Revision 1.8, 31 pages. Nov. 2, 2011.
 Braeburn, "Braeburn Premier Series Programmable Thermostats, Model 5200," 11 pages, 2011.
 Braeburn, "Braeburn Premier Series Universal Auto Changeover Up to 3 Heat/2 Cool Heat Pump, or 2 Heat/2 Cool Conventional Thermostat, Model 5300, Installer Guide," 10 pages, 2009.
 Braeburn, "Premier Series Programmable Thermostats," pp. 1-20, 2011.
 Braeburn, "Premier Series Universal Auto Changeover 5300," pp. 1-15, 2009.
 California Energy Commission, "Buildings End-Use Energy Efficiency, Alternatives to Compressor Cooling," 80 pages, Jan. 2000.
 Carrier, "TB-PAC TB-PHP Base Series Programmable Thermostats Installation Instructions," 8 pages, 2012.

(56)

References Cited

OTHER PUBLICATIONS

- Carrier, "SYSTXCCUIZ01-V Infinity Control Installation Instructions," pp. 1-20, 2012.
- Cisco Systems, White Paper, "Wi-Fi Based Real-Time Location Tracking: Solutions and Technology," Cisco Systems, Inc., 6 pages, 2006.
- Davis, "Buildings End-Use energy Efficiency; Alternatives to Compressor Cooling," California Energy Commission, 80 pages, Jan. 2000.
- Deleeuw, "Ecobee WiFi enabled Smart Thermostat Part 2: The Features review," pp. 1-7, Dec. 2, 2011.
- Ecobee, "Introducing the new Smart Si Thermostat," 4 pages, before 2013.
- Ecobee, "Introducing the new Smart Si Thermostat," 7 pages, prior to Jul. 17, 2012.
- Ecobee, "Smart Si Thermostat User Manual," EB-SmartSiUM-01rev1. 44 pages, 2012.
- Ecobee, "Smart Thermostat User's Manual," UM-STAT-106-R4. 20 pages, 2010.
- Ecobee, "Smart Thermostat," 6 pages, 2011.
- Erickson, et al., "Energy Efficient Building Environment Control Strategies Using Real-Time Occupancy Measurement," ACM Workshop on Embedded Sensing Systems for Energy Efficiency in Buildings, pp. 19-24, 2009.
- Fountain et al., "Comfort control for short-term occupancy," Center for the Built Environment, UC Berkeley, 15 pages, Publicized Jan. 14, 1994.
- Goa et al., "The Self-Programming Thermostat: Optimizing Setback Schedules based on Home Occupancy Patterns," BuildSys -09, 6 pages, Nov. 3, 2009.
- Honeywell, "CT8775A,C The Digital Round(TM) Non-Programmable thermostats," 69-1676-1. 20 pages, 2004.
- Honeywell, "VisionPro TH8000 Series Touchscreen Programmable Thermostat," Operating Manual, 32 pages, 2011.
- Honeywell, "Installation Guide VisionPRO TH8000 Series," 69-2693-01, pp. 1-11, 2012.
- Honeywell, "Operating Manual FocusPRO TH6000 Series," 69-1921EFS-03, pp. 1-24, 2011.
- Honeywell, "Perfect Climate Comfort Center control systems," 68-0173-3, pp. 1-44, 2001.
- Honeywell, "Prestige Product Data," Honeywell International Inc., 126 pages, 2012.
- Honeywell, "T8611G Chronotherm IV Deluxe Programmable Heat Pump Thermostat Installation Instructions," 69-1406-1, pp. 1-24, 1997.
- Honeywell, "THX9321 Prestige 2.0 and THX9421 Prestige IAQ 2.0 with EIM," 68-0311-02, 160 pages, 2012.
- <http://ambientdevices.com/about/energy-devices>, "Ambient Products," 2 pages, 2013.
- <http://ambientdevices-myshopify.com/products/energy-joule>, "Ambient Devices—Energy Joule," 1 page, printed Dec. 4, 2013.
- <http://www.duurzaamthuis.nl/review-slimme-thermostat-icy>, "Review Slimme Thermostat ICY," 5 pages, Feb. 17, 2011.
- <http://www.icy.nl/en/consumer/products/clever-thermostat-pro>, "Clever Thermostat Pro—ICY," Overview, 1 page, printed Dec. 4, 2013.
- <http://www.icy.nl/en/consumerproducts/clever-thermostat>, "The Clever Thermostat—ICY," Overview, 1 page, printed Dec. 4, 2013.
- <http://www.icy.nl/en/consumerproducts/clever-thermostat>, "The Clever Thermostat—ICY," Features, 1 page, printed Dec. 4, 2013.
- "ICY 18xx Timer-Thermostats," User Manual and Installation Guide, 1 page, 2009.
- ICY, "ICY Timer Thermostat Connection to District Heating, Honeywell VC8015 en VC8615," 1 page, downloaded Dec. 4, 2013.
- Lennox, "Homeowner's Manual ComfortSense 5000 Series," 32 pages, Feb. 2008.
- Lennox, "Homeowner's Manual ComfortSense 7000 Series," 506229-01, pp. 1-15, May 2009.
- Lennox, "Homeowner's Manual icomfort Touch Thermostat," 506053-01, pp. 1-20, Dec. 2010.
- Lennox, "Owner's Guide, ComfortSense 5000 Series Models L5711U and L5732U Programmable Touch Screen Thermostats," p. 1-32, Feb. 2008. 506067-01.
- Lu et al., "The Smart Thermostat: Using Occupancy Sensors to Save Energy in Homes," 14 pages, SenSys '10, Nov. 3-5, 2010.
- LuxPro, "Instruction Manual LuxPro PSPU732T." PSPU732T Manual, 48 pages, Before 2013.
- Melfi et al., "Measuring Building Occupancy Using Existing Network Infrastructure," Green Computing Conference and Workshops (IGCC) International, IEEE, pp. 1-8, 2011.
- Mozer et al., "The Neurothermostat: Predictive Optimal Control of Residential Heating Systems," Adv. In Neural Info. Proc. Systems 9, pp. 953-959, 1997.
- Mozer, "Lessons from an Adaptive House," University of Colorado Department of Computer Science. <http://www.cs.colorado.edu/~mozer/adaptive-house>, 58 pages, downloaded Nov. 7, 2011.
- Mozer, "The Neural Network House: An Environment that Adapts to its Inhabitants," University of Colorado Department of Computer Science. AAA1, Technical Report SS98-02-017, pp. 110-114, 1998.
- "Nest Learning Thermostat Efficiency Simulation White Paper," 22 pages, Oct. 21, 2011.
- Network Thermostat, "Network Thermostat RP32 Universal Programmable Communicating Thermostat," Installation and Programming Instructions, 6 pages, downloaded Dec. 5, 2013.
- Network Thermostat, "Network Thermostat RP32-WiFi, Wi-Fi Thermostat," 2 pages, 2012.
- Network Thermostat, "Nex/X WiFi Thermostat," 3 pages, 2012.
- Nordman et al., "Using Existing Networks for Energy Purposes," Proceedings of the First ACM Workshop on Embedded Sensing Systems for Energy-Efficiency in Buildings, 2 pages, 2009.
- "Quad Six Magic-Stat(R) Thermostat MS2000 Manual 88-610M_0_001986," 090051B 88610M. 40 pages, 1986.
- Robertshaw, "9620 Digital Programmable Thermostat User's Manual," 110-732E, pp. 1-14, 2001.
- Robertshaw, "9801i2, 9825i2 Deluxe Programmable Thermostats," pp. 1-36, Jul. 17, 2006.
- Scott et al., "PreHeat: Controlling Home Heating Using Occupancy Prediction," Proceedings of the 13th International Conference on Ubiquitous Computing, pp. 281-291, ACM, 2011.
- Trane, "ComfortLink II Installation Guide", pp. 1-20, Mar. 2011.
- Trane, "TCONT600AF11MA Programmable Comfort Control, Installation Instructions," Pub. No. 18-HD25D20-3. pp. 1-14, 2006.
- Trane, "Trane communicating Thermostats for Fan Coil Control, User Guide," BAS-SVU12A-EN, pp. 1-32, May 2011.
- Trane, "Trane communicating Thermostats for Heat Pump Control," BAS-SVU10A-EN, pp. 1-32, May 2011.
- Venstar, "Commercial Thermostats T2900, Owner's Manual," pp. 1-26.2, Apr. 2008.
- Venstar, "Residential Thermostat T5800 Owner's Manual and Installation Instructions", Revision 5b, 63 pages, before 2013. P/N88-860.
- VisionPRO TH8000 Series Installation Guide, Honeywell International Inc., 12 pages, 2012.
- VisionPRO Wi-Fi Programmable Thermostat Model TH8320WF, Honeywell International Inc., 48 pages, 2012.
- Washington State University Extension Energy Program, "Electric Heat Lock Out on Heat Pumps," pp. 1-3, Apr. 2010.
- White Rodgers Model 1F81-261 Installation and Operating Instructions, White-Rodgers, Emerson Electric Co., 8 pages, 2010.
- White Rodgers, "Emerson Blue Wireless Comfort Interface 1F98EZ-1621," Emerson Climate Technologies, 28 pages, before 2013. Part No. 37-7236-A.
- Extended European Search Report for EP 14795422, Mar. 18, 2016.

* cited by examiner

FIG. 1

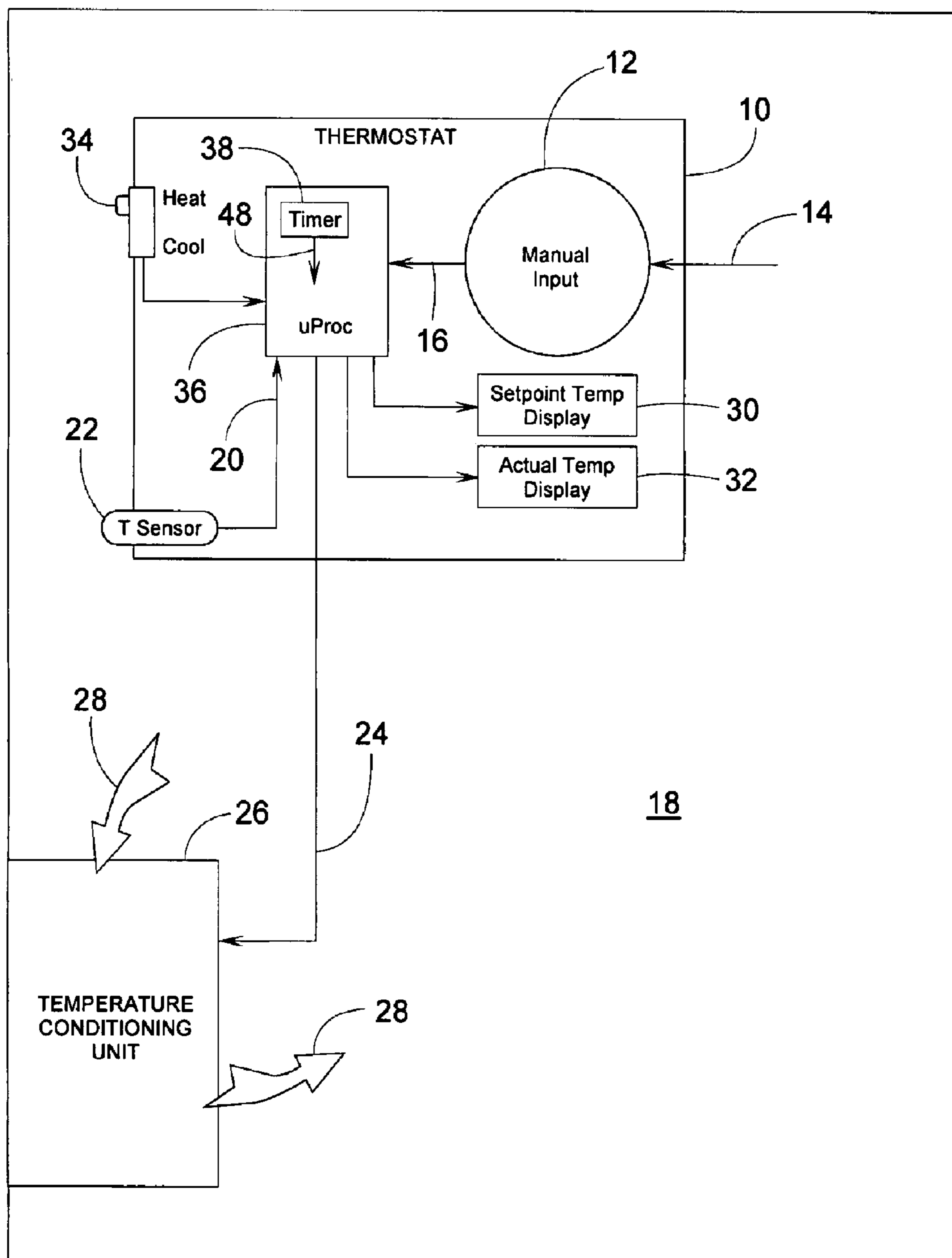


FIG. 2

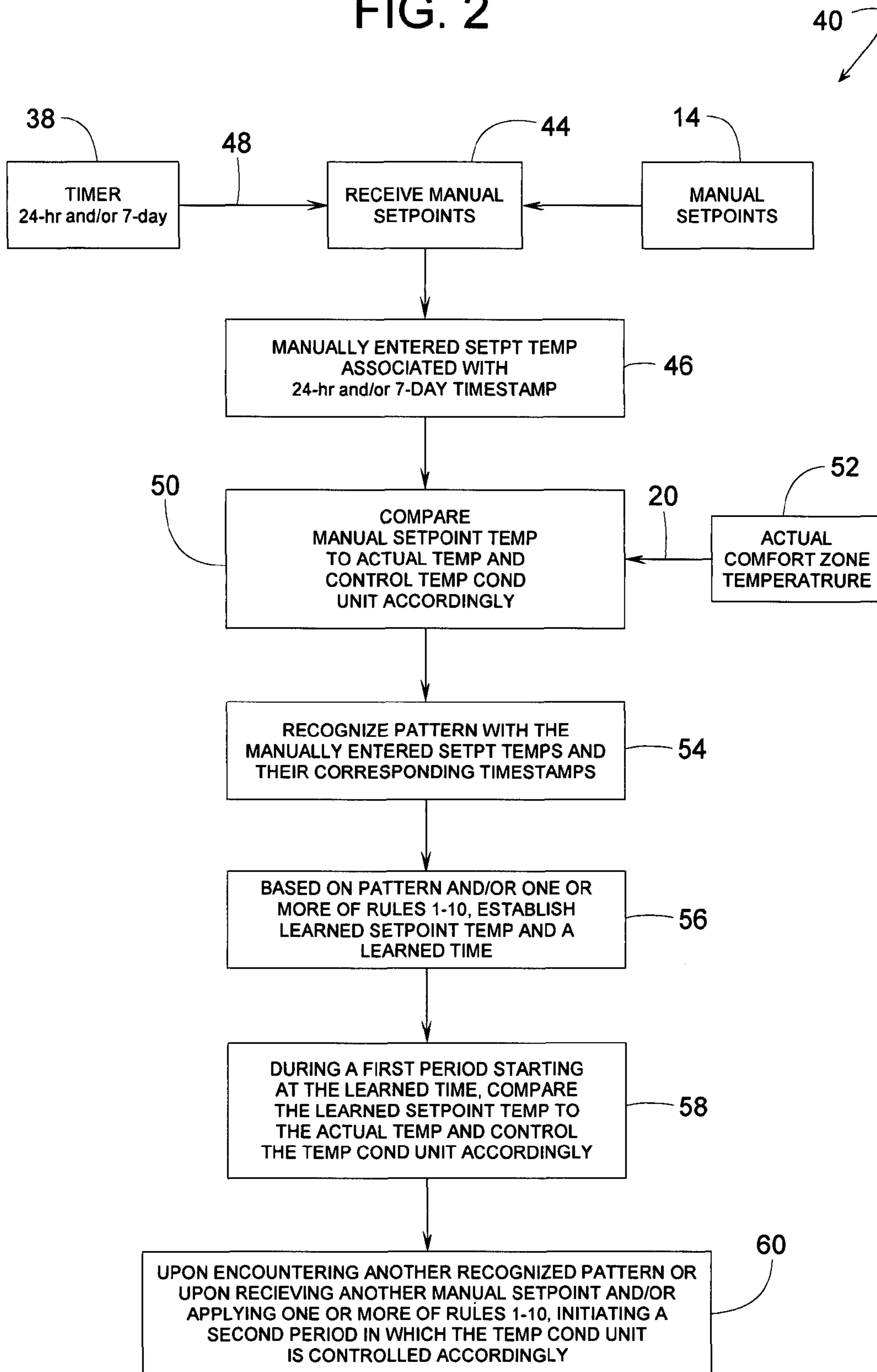
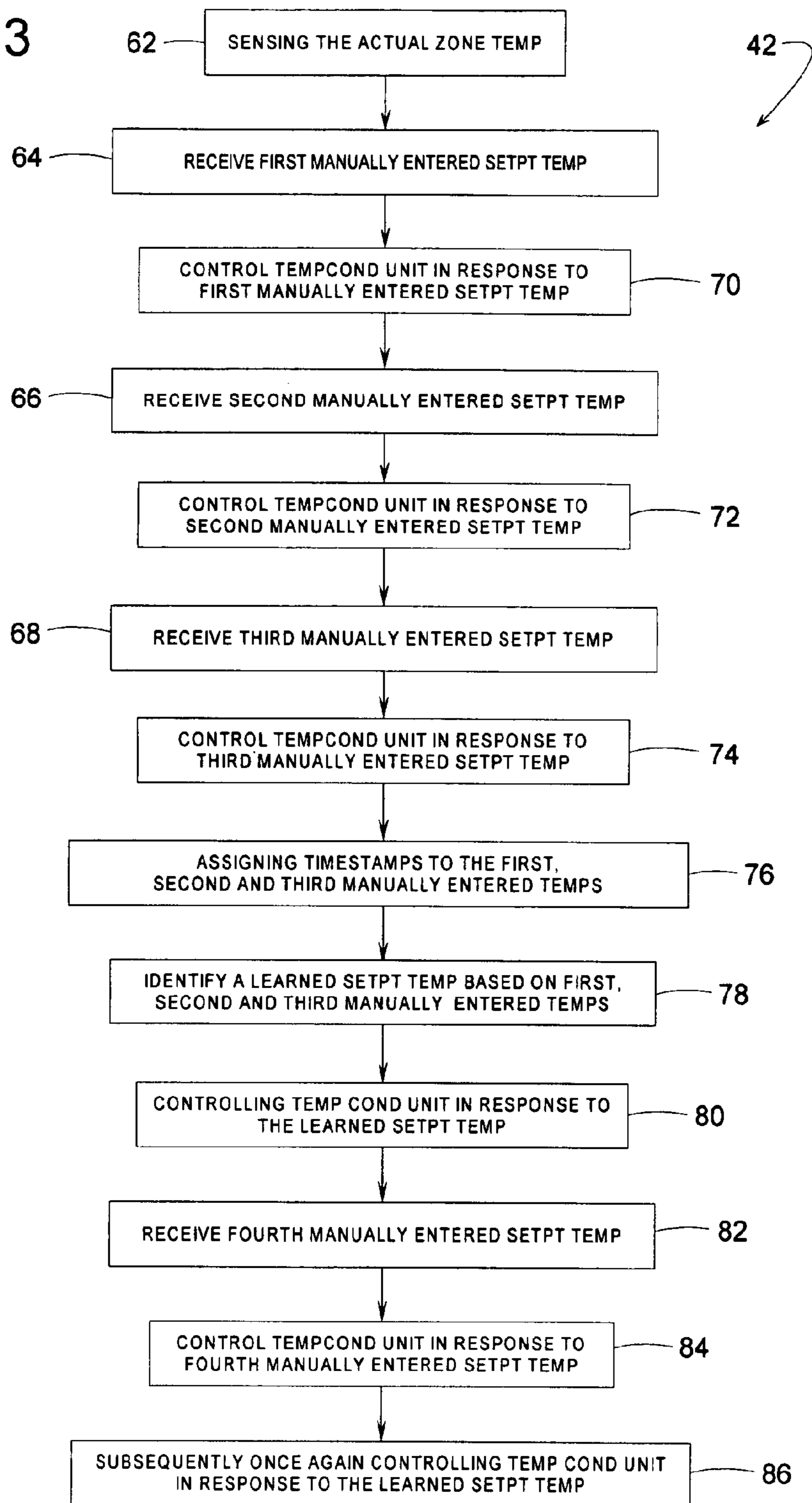


FIG. 3



SELF-PROGRAMMABLE THERMOSTAT

Matter enclosed in heavy brackets [] appears in the original patent but forms no part of this reissue specification; matter printed in italics indicates the additions made by reissue; a claim printed with strikethrough indicates that the claim was canceled, disclaimed, or held invalid by a prior post-patent action or proceeding.

More than one reissue application has been filed for the reissue of U.S. Pat. No. 7,784,704, which is hereby incorporated by reference in its entirety. The reissue applications are application Ser. Nos. 13/551,543 (the parent reissue application, which is incorporated herein by reference in its entirety) and 14/714,535 (the present reissue application).

This application is a reissue continuation of application Ser. No. 13/551,543, now U.S. Pat. No. Re. 45,574, which is an application for reissue of U.S. Pat. No. 7,784,704.

FIELD OF THE INVENTION

The subject invention generally pertains to a room or building thermostat and more specifically to a method of programming such a thermostat, wherein the thermostat can in effect program itself for various daily and/or weekly temperature setpoints upon learning temperature setting habits of a user and can do such self-programming without ever knowing the actual time of day or day of the week.

BACKGROUND OF RELATED ART

Furnaces, air conditioners and other types of temperature conditioning units typically respond to a thermostat in controlling the air temperature of a room or other area of a building. Currently, thermostats can be classified as manual or programmable.

With manual thermostats, a user manually enters into the thermostat a desired temperature setpoint, and then thermostat controls the temperature conditioning unit to bring the actual room temperature to that setpoint. At various times throughout the day, the user might adjust the setpoint for comfort or to save energy. When operating in a heating mode, for instance, a user might lower the setpoint temperature at night and raise it again in the morning. Although manual thermostats are easy to understand and use, having to repeatedly adjust the setpoint manually can be a nuisance.

Programmable thermostats, on the other hand, can be programmed to automatically adjust the setpoint to predetermined temperatures at specified times. The specified times can initiate automatic setpoint adjustments that occur daily such as on Monday-Friday, or the adjustments might occur weekly on days such as every Saturday or Sunday. For a given day, programmable thermostats can also be programmed to make multiple setpoint adjustments throughout the day, such as at 8:00 AM and 11:00 PM on Saturday or at 6:00 AM and 10 PM on Monday through Friday. Such programming, however, can be confusing as it can involve several steps including: 1) synchronizing the thermostat's clock with the current time of day; 2) entering into the thermostat the current date or day of the week; and 3) entering various chosen days, times and setpoint temperatures. One or more of these steps may need to be repeated in the event of daylight savings time, electrical power interruption, change in user preferences, and various other reasons.

Consequently, there is a need for a thermostat that offers the simplicity of a manual thermostat while providing the convenience and versatility of a programmed thermostat.

SUMMARY OF THE INVENTION

An object of the invention is to provide an essentially self-programmable thermostat for people that do not enjoy programming conventional programmable thermostats.

An object of some embodiments of the invention is to provide a programmable thermostat that does not rely on having to know the time of day, thus a user does not have to enter that.

Another object of some embodiments is to provide a programmable thermostat with both daily and weekly occurring settings, yet the thermostat does not rely on having to know the day of the week, thus a user does not have to enter that.

Another object of some embodiments is to provide a programmable thermostat that does not rely on onscreen menus for programming.

Another object of some embodiments is to provide a thermostat that effectively programs itself as it is being used as a manual thermostat.

Another object of some embodiments is to provide a thermostat that automatically switches from a manual mode to a programmed mode when it recognizes an opportunity to do so.

Another object of some embodiments is to provide a thermostat that automatically switches from a programmed mode to a manual mode simply by manually entering a new desired setpoint temperature.

Another object of some embodiments is to observe and learn the temperature setting habits of a user and automatically program a thermostat accordingly.

Another object of some embodiments is to provide a self-programming thermostat that not only learns a user's temperature setting habits, but if those habits or temperature-setting preferences change over time, the thermostat continues learning and will adapt to the new habits and setpoints as well.

Another object of some embodiments is to minimize the number of inputs and actions from which a user can choose, thereby simplifying the use of a thermostat.

Another object of some embodiments is to provide a thermostat that can effectively self-program virtually an infinite number of setpoint temperatures and times, rather than be limited to a select few number of preprogrammed settings.

Another object of some embodiments is to provide a simple way of clearing programmed settings of a thermostat.

One or more of these and/or other objects of the invention are provided by a thermostat and method that learns the manual temperature setting habits of a user and programs itself accordingly.

BRIEF DESCRIPTION OF THE DRAWINGS

FIG. 1 is a schematic view of a thermostat controlling a temperature conditioning unit.

FIG. 2 shows an example of algorithm for a thermostat method.

FIG. 3 shows another example of algorithm for a thermostat method.

DESCRIPTION OF THE PREFERRED EMBODIMENT

FIGS. 1-3 show a thermostat 10 and a method for automatically programming it. Initially, thermostat 10 might first

appear and function as an ordinary manual thermostat. Thermostat **10**, for instance, includes a manual input **12** (e.g., dial, keyboard, pointer, slider, potentiometer, pushbutton, etc.) that enables a user to manually enter a manual setpoint **14** that defines a manually entered setpoint temperature **16**. The manually entered setpoint temperature **16** is the user's desired target temperature for a comfort zone **18**. Upon comparing the manually entered setpoint temperature **16** to the comfort zone's actual temperature **20** (provided by a temperature sensor **22**), thermostat **10** provides an output signal **24** that controls a temperature conditioning unit **26** (e.g., furnace, heater, air conditioner, heat pump, etc.) to heat or cool air **28** in comfort zone **18**, thereby urging the comfort zone's actual temperature **20** toward the manually entered setpoint temperature **16**.

A digital display **30** can be used for displaying the current setpoint temperature, and another display **32** can show the comfort zone's actual temperature. Displays **30** and **32** could be combined into a single display unit, wherein the combined display unit could show the current setpoint temperature and the zone's actual temperature simultaneously or in an alternating manner. Thermostat **10** might also include a selector switch **34** for manually switching between a cooling mode for cooling zone **18** and a heating mode for heating zone **18**. Items such as display **30**, selector switch **34**, manual input **12**, and output **24** are well known to those of ordinary skill in the art. One or more of such items, for example, can be found in a model CT8775C manual thermostat provided by Honeywell Inc. of Golden Valley, Minn.

Although thermostat **10** can operate as a regular manual thermostat by controlling unit **26** as a function of a differential between the actual zone temperature and the most recently entered manual setpoint temperature, thermostat **10** includes a microprocessor **36** (e.g., computer, CPU, firmware programmed chip, etc.) that enables thermostat **10** to observe the temperature setting habits of the user (e.g., person that manually enters setpoint temperatures into the thermostat). After several manual settings, microprocessor **36** may learn the user's preferred setpoint temperatures and timestamps them with the aide of a timer **38**. With one or more learned setpoint temperatures and timestamps **48**, microprocessor **36** can begin anticipating the user's desires and automatically adjust the thermostat's setpoint temperatures accordingly. Thus, thermostat **10** can begin operating as a programmed thermostat, rather than just a manual one.

Since a user's desired temperature setpoints and time preferences might change for various reasons, any manually entered setpoint temperature **16** overrides the currently active setpoint temperature regardless of whether the current setpoint temperature was manually entered or was automatically activated as a learned setpoint temperature. Once overridden, another learned setpoint temperature might later be activated at a learned time to return thermostat **10** back to its programmed mode. Thus, thermostat **10** is somewhat of a hybrid manual/programmable thermostat in that it can shift automatically between manual and programmed operation.

To assign timestamps **48** to manually entered setpoint temperatures, timer **38** can actually comprise one or more timers and/or counters. In some embodiments, for example, timer **38** includes a continuously running daily or 24-hour timer that resets itself every 24 hours. The time increments can be in minutes, seconds, or any preferred unit. In some cases, timer **38** is a continuously operating weekly or 168-hour timer that resets itself every seven days. The increments can be in days, hours, minutes, seconds, or any preferred unit. The weekly timer could also be a seven-

increment counter that indexes one increment every 24 hours in response to a daily or 24-hour timer. Timer **38**, however, is not necessarily synchronized with the actual time of day or day of the week. Such synchronization preferably is not required; otherwise the user might have to manually enter or set the correct time and day of the week.

In the case where timer **36** comprises a weekly timer in the form of a 7-increment counter triggered by each 24-hour cycle of a daily timer, timestamp **48** might be a two-part number such as (X and Y) wherein X cycles from 1 to 7 as a weekly timer, and Y cycles from 0 to 1,439 (1,440 minutes per day) as a daily timer. In this case, a timestamp **48** might be (3 and 700) to indicate 700 minutes elapsed during day-3. Whether day-3 represents Monday, Tuesday or some other day is immaterial, and whether the 700-minute represents 2:00 AM, 7:30 PM or some other time of day is also immaterial. As one way to provide a programmable thermostat that can operate independently of an actual time of day clock and to provide thermostat **10** with other functionality, microprocessor **36** can be firmware programmed to execute one or more of the following rules:

Rule-1—Upon receiving a manually entered setpoint temperature, microprocessor assigns an (X and Y) timestamp **48** to the manually entered setpoint temperature, wherein the timestamp indicates when the setpoint temperature was entered relative to other timestamps. The manually entered setpoint temperature and its timestamp **48** are stored in memory for later reference.

Rule-2—Microprocessor **36** looks for patterns of manual setpoints, wherein each manual setpoint has a manually entered setpoint temperature and a timestamp **48**.

A daily pattern, for example, can be defined as three consecutive days in which a series of three similar manually entered setpoint temperatures (e.g., within a predetermined deviation of perhaps 2° F. or 5° F. of each other) have similar daily timestamps **48** (e.g., each Y-value being within a predetermined deviation of perhaps 90 minutes of each other). Such a daily pattern can then be assigned a learned daily setpoint temperature and a learned daily time. The learned daily setpoint temperature could be, for example, an average of the three similar manually entered setpoints temperatures or the most recent of the three. The learned daily time could be, for example, 20 minutes before the three similar timestamps. For future automatic settings, the 20 minutes might allow microprocessor **36** to activate the learned daily setpoint temperature before the user would normally want to adjust the setpoint.

A weekly pattern, for example, can be defined as three manual setpoints spaced 7 days apart (e.g., same X-value after one complete 7-day cycle) in which three similar manually entered setpoint temperatures (e.g., within 2° F. or 5° F. of each other) have similar timestamps **48** (e.g., each Y-value being within 90 minutes of each other). Such a weekly pattern can then be assigned a learned weekly setpoint temperature and a learned weekly time. The learned weekly setpoint temperature could be, for example, an average of the three similar manually entered setpoints temperatures spaced 7 days apart or the most recent of the three. The learned time could be, for example, 20 minutes before the three similar timestamps.

Rule-3—Automatically activate a learned daily setpoint temperature at its learned daily time (at its assigned Y-value), whereby thermostat **10** controls unit **26** based on the learned daily setpoint temperature and continues to do so until interrupted by one of the following: a) the user enters a manually entered setpoint temperature (adjusts the temp), b) another learned daily setpoint temperature becomes acti-

5

vated at its learned daily time, or c) a learned weekly setpoint temperature becomes activated at its learned weekly time.

Rule-4—Automatically activate a learned weekly setpoint temperature at its learned weekly time (at its assigned X and Y values), whereby thermostat **10** controls unit **26** based on the learned weekly setpoint temperature and continues to do so until interrupted by one of the following: a) the user enters a manually entered setpoint temperature (adjusts the temp), b) a learned daily setpoint temperature becomes activated at its learned daily time (but see Rule-5), or c) another learned weekly setpoint temperature becomes activated at its learned weekly time.

Rule-5—A weekly pattern overrides or supersedes a daily pattern if their assigned timestamps **48** are within a predetermined period of each other such as, for example, within three hours of each other based on the Y-values of their timestamps.

Rule-6—If a user enters a manually entered setpoint temperature, thermostat **10** controls unit **26** in response to the manually entered setpoint temperature and continues to do so until interrupted by one of the following: a) the user enters another manually entered setpoint temperature (adjusts the temp), b) a learned daily setpoint temperature becomes activated at its learned daily time, or c) a learned weekly setpoint temperature becomes activated at its learned weekly time.

Rule-7—If a user enters two manually entered setpoint temperatures within a predetermined short period of each other, e.g., within 90 minutes of each other, the first of the two manual entries is disregarded as being erroneous and is not to be considered as part of any learned pattern.

Rule-8—If a learned daily setpoint temperature is activated at a learned time and is soon interrupted by the user entering a manually entered setpoint temperature within a predetermined short period (e.g., within 3 hours), and this occurs a predetermined number of days in a row (e.g., 3 days in a row as indicated by the X-value of timer **38**), then the daily pattern associated with the learned daily setpoint temperature is erased from the memory.

Rule-9—If a learned weekly setpoint temperature is activated at a learned time and is soon interrupted by the user entering a manually entered setpoint temperature within a predetermined short period (e.g., within 3 hours), and this occurs a predetermined number of weeks in a row (e.g., 2 weeks in a row as indicated by an additional counter that counts the cycles of the X-value of timer **38**), then the weekly pattern associated with the learned weekly setpoint temperature is erased from the memory.

Rule-10—Actuating switch **34** between cool and heat or actuating some other manual input can be used for erasing the entire collection of learned data.

Rules 1-10 might be summarized more concisely but perhaps less accurately as follows:

1) Assign timestamps **48** to every manually entered setpoint temperature.

2) Identify daily patterns (similar manually entered temperatures and times 3 days in a row), and identify weekly patterns (3 similar manually entered temperatures and times each spaced a week apart). Based on those patterns, establish learned setpoint temperatures and learned times.

3) Activate learned daily setpoints at learned times, and keep them active until the activated setpoint is overridden by the next learned setpoint or interrupted by a manually entered setpoint.

6

4) Activate learned weekly setpoints at learned times, and keep them active until the activated setpoint is overridden by the next learned setpoint or interrupted by a manually entered setpoint.

5) If a learned weekly setpoint and a learned daily setpoint are set to occur near the same time on given day, the learned daily setpoint is ignored on that day because the day is probably a Saturday or Sunday.

6) Whenever the user manually adjusts the temperature, the manually entered setpoint temperature always overrides the currently active setting. The manually entered setpoint remains active until it is interrupted by a subsequent manual or learned setting.

7) If a user repeatedly tweaks or adjusts the temperature within a short period, only the last manually entered setpoint temperature is used for learning purposes, as the other settings are assumed to be trial-and-error mistakes by the user.

8) If a user has to repeatedly correct a learned daily setpoint (e.g., correct it 3 days in a row), that learned setpoint is deleted and no longer used. Using 3 days as the cutoff avoids deleting a good daily pattern due to 2 days of corrections over a weekend.

9) If a user has to repeatedly correct a learned weekly setpoint (e.g., correct it 2 weeks in a row), that learned setpoint is deleted and no longer used.

10) Switching between heating and cooling, for at least 5 seconds or so, deletes the entire collection of learned data.

To execute one or more of the aforementioned rules, microprocessor **36** could operate under the control of various algorithms, such as, for example, an algorithm **40** of FIG. 2, an algorithm **42** of FIG. 3, a combination of algorithms **40** and **42**, or another algorithm altogether.

Referring to the example of FIG. 2, a block **44** represents receiving a plurality of manual setpoints **14** that are manually entered at various points in time over a period, each of the manual setpoints **14** provides a manually entered setpoint temperature **16** that in block **46** becomes associated with a timestamp **48** via timer **38**. Timer **38** can run independently or irrespective of the actual time of day and irrespective of the actual day of the week. In blocks **50** and **52**, thermostat **10** controls unit **26** as a function of a differential between the actual zone temperature **20** and a currently active manually entered setpoint. In block **54**, microprocessor **36** recognizes patterns with the manually entered setpoints. Based on the patterns, in block **56** microprocessor **10** establishes learned setpoint temperatures and corresponding learned times. In block **58**, some time after controlling unit **26** in response to the manually entered setpoint temperatures (block **50**), automatically switching at the learned time to controlling the temperature conditioning unit in response to the learned setpoint temperature. This might continue until interrupted by block **60**, wherein microprocessor **36** encounters another recognized pattern or upon receiving another manual setpoint, at which point unit **26** is controlled in response thereto.

Referring to the example of FIG. 3, a block **62** represents microprocessor **36** receiving temperature feedback signal **20** from temperature sensor **22**. Sensor **22** could be incorporated within thermostat **10**, as shown in FIG. 1, or sensor **22** could be installed at some other location to sense the room temperature such as the temperature of air **28** entering unit **26**. Blocks **64**, **66** and **68** represent microprocessor **36** sequentially receiving first, second and third manually entered setpoint temperatures. Blocks **70**, **72** and **74** represent thermostat **10** controlling unit **26** at sequential periods in response to a differential between the comfort zone

temperature and the various manually entered setpoint temperatures. Block 76 represents assigning timestamps 48 to the various manually entered setpoint temperatures. A block 78 represents microprocessor 36 identifying a learned setpoint temperature based on the first, second and third manually entered setpoint temperatures. In block 80, thermostat 10 controls unit 26 in response to a differential between the learned setpoint temperature and the actual zone temperature. Block 82 represents subsequently receiving a fourth manually entered setpoint temperature. Block 84 represents controlling unit 26 in response to the fourth manually entered setpoint temperature. Some time after that, thermostat 10 returns to controlling unit 26 in response to the learned setpoint temperature, as indicated by block 86.

Although the invention is described with respect to a preferred embodiment, modifications thereto will be apparent to those of ordinary skill in the art. The scope of the invention, therefore, is to be determined by reference to the following claims:

The invention claimed is:

[1. A thermostat method for a temperature conditioning unit, wherein the temperature conditioning unit helps control a temperature of a comfort zone, the method comprising:

receiving a first manually entered setpoint temperature, which is assigned a first timestamp;

controlling the temperature conditioning unit in response to the first manually entered setpoint temperature;

receiving a second manually entered setpoint temperature, which is assigned a second timestamp;

controlling the temperature conditioning unit in response to the second manually entered setpoint temperature;

receiving a third manually entered setpoint temperature, which is assigned a third timestamp;

controlling the temperature conditioning unit in response to the third manually entered setpoint temperature;

identifying a learned setpoint temperature based on the first manually entered setpoint temperature, the second manually entered setpoint temperature, and third manually entered setpoint temperature; and

controlling the temperature conditioning unit in response to the learned setpoint temperature; and wherein the first timestamp, the second timestamp, and the third timestamp are based on a 24-hour timer and all lie within a predetermined range of each other based on the 24-hour timer.]

[2. The thermostat method of claim 1, wherein first manually entered setpoint temperature, the second manually entered setpoint temperature, and third manually entered setpoint temperature all lie within 5° F. of each other.]

[3. The thermostat method of claim 1, further comprising:

after controlling the temperature conditioning unit in response to the learned setpoint temperature, receiving a fourth manually entered setpoint temperature; and

after receiving the fourth manually entered setpoint temperature, controlling the temperature conditioning unit in response to the fourth manually entered setpoint temperature.]

[4. The thermostat method of claim 3, further comprising:

after controlling the temperature conditioning unit in response to the fourth manually entered setpoint temperature, returning to controlling the temperature conditioning unit in response to the learned setpoint temperature.]

[5. A thermostat method for a temperature conditioning unit, wherein the temperature conditioning unit helps control a temperature of a comfort zone, the method comprising:

receiving a first manually entered setpoint temperature, which is assigned a first timestamp;

controlling the temperature conditioning unit in response to the first manually entered setpoint temperature;

receiving a second manually entered setpoint temperature, which is assigned a second timestamp;

controlling the temperature conditioning unit in response to the second manually entered setpoint temperature;

receiving a third manually entered setpoint temperature, which is assigned a third timestamp;

controlling the temperature conditioning unit in response to the third manually entered setpoint temperature;

identifying a learned setpoint temperature based on the first manually entered setpoint temperature, the second manually entered setpoint temperature, and third manually entered setpoint temperature; and

controlling the temperature conditioning unit in response to the learned setpoint temperature; and wherein

the first timestamp, the second timestamp, and the third timestamp are based on a 168-hour timer.]

6. A method for controlling a temperature conditioning unit of a building, comprising:

receiving via a user interface a plurality of desired setpoints, wherein each desired setpoint comprises a temperature value and a time value;

establishing a learned setpoint schedule based on the plurality of desired setpoints, the learned setpoint schedule comprises a plurality of discrete setpoints, wherein each discrete setpoint comprises a temperature value and a time value;

providing control signals for controlling the temperature conditioning unit in accordance with the learned setpoint schedule;

receiving via the user interface a subsequent desired setpoint while providing control signals for controlling the temperature conditioning unit in accordance with the learned setpoint schedule; and

automatically updating the learned setpoint schedule based, at least in part, on the subsequent desired setpoint.

7. The method of claim 6, further comprising receiving via the user interface a plurality of subsequent desired setpoint, and wherein the learned setpoint schedule is automatically updated after the plurality of subsequent desired setpoints are received.

8. The method of claim 6, further comprising receiving via the user interface a plurality of subsequent desired setpoint, and wherein automatically updating the learned setpoint schedule includes reducing two or more of the plurality of subsequent desired setpoints to a single discrete setpoint of the learned setpoint schedule.

9. The method of claim 6, wherein the subsequent desired setpoint includes a subsequent desired setpoint temperature, and wherein in response to receiving the subsequent desired setpoint, automatically switching to control the temperature conditioning unit in accordance with the subsequent desired setpoint temperature for at least a period time.

10. The method of claim 9, wherein in response to receiving the subsequent desired setpoint, automatically switching to control the temperature conditioning unit in accordance with the subsequent desired setpoint temperature until a next scheduled discrete setpoint of the learned setpoint schedule, and then automatically controlling the temperature conditioning unit in accordance with the next scheduled discrete setpoint of the learned setpoint schedule.

11. The method of claim 6, wherein the subsequent desired setpoint includes a subsequent desired setpoint temperature,

and wherein in response to receiving the subsequent desired setpoint, controlling the temperature conditioning unit in accordance with the subsequent desired setpoint temperature until another subsequent desired setpoint is received.

12. The method of claim 6, wherein the subsequent desired setpoint includes a subsequent desired setpoint temperature, and wherein in response to receiving the subsequent desired setpoint, automatically switching to control the temperature conditioning unit in accordance with the subsequent desired setpoint temperature until: (1) a next scheduled discrete setpoint of the learned setpoint schedule; or (2) another subsequent desired setpoint is received.

13. The method of claim 6, wherein establishing the learned setpoint schedule comprises recognizing a pattern in two or more of the plurality of desired setpoints.

14. The method of claim 6, wherein automatically updating the learned setpoint schedule comprises recognizing a pattern based, at least in part, on: (1) one or more of the plurality of desired setpoints and the subsequent desired setpoint; (2) one or more of the plurality of discrete setpoints of the learned setpoint schedule and the subsequent desired setpoint; or (3) the subsequent desired setpoint and at least one other subsequent desired setpoint.

15. The method of claim 6, wherein the user interface comprises a rotatable ring, and receiving the subsequent desired setpoint comprises rotating the rotatable ring.

16. The method of claim 6, wherein the subsequent desired setpoint is received without first manually activating a learn mode switch to enter a learning mode.

17. A method for controlling a temperature conditioning unit of a building, comprising:

storing a learned setpoint schedule comprising a plurality of learned desired setpoints;

controlling the temperature conditioning unit in accordance with the learned setpoint schedule;

while controlling the temperature conditioning unit in accordance with the learned setpoint schedule, receiving via a user interface a subsequent desired setpoint; and

automatically updating the learned setpoint schedule based, at least in part, on the subsequent desired setpoint.

18. The method of claim 17, wherein the subsequent desired setpoint is received without first manually activating a learn mode switch to enter a learning mode.

19. The method of claim 17, wherein the user interface comprises a rotatable ring, and wherein receiving the subsequent desired setpoint comprises rotating the rotatable ring.

20. The method of claim 17, wherein automatically updating the learned setpoint schedule comprises recognizing a pattern based, at least in part, on the subsequent desired setpoint.

21. The method of claim 17, wherein automatically updating the learned setpoint schedule comprises reducing at least the subsequent desired setpoint and one or more of the plurality of learned desired setpoints to a single discrete setpoint of the learned setpoint schedule.

22. A method for controlling a temperature conditioning unit of a building, comprising:

storing a learned setpoint schedule comprising a plurality of learned desired setpoints;

receiving via a user interface a plurality of desired setpoints, wherein each desired setpoint comprises a temperature value and a time value, and after receiving each of the plurality of desired setpoints, controlling the temperature conditioning unit in accordance with the temperature value of the corresponding desired setpoint;

after receiving one of the plurality of desired setpoints, waiting for a time period to see if additional ones of the plurality of desired setpoints are received during the time period, and after the time period expires, updating the learned setpoint schedule based, at least in part, on one or more of the plurality of desired setpoints received during the time period; and

controlling the temperature conditioning unit in accordance with the learned setpoint schedule.

23. The method of claim 22 wherein the time period is part of a day.

24. The method of claim 22 wherein the time period is a day or more.

25. The method of claim 22 wherein the time period is a week or more.

26. A method for controlling a temperature conditioning unit of a building, comprising:

storing a learned setpoint schedule comprising a plurality of learned desired setpoints;

receiving via a user interface a plurality of desired setpoints that each comprise a temperature value and a time value;

attempting to identify a pattern based, at least in part, on:

(1) one or more of the plurality of desired setpoints; or

(2) one or more of the plurality of discrete setpoints of the learned setpoint schedule and one or more of the plurality of desired setpoints;

if a pattern is identified, establish a learned setpoint based at least in part on the identified pattern; and

updating the learned setpoint schedule to include the learned setpoint.

27. A method for controlling a temperature conditioning unit of a building, comprising:

without first manually activating a learn mode switch to enter a learning mode:

receiving via a user interface a plurality of desired setpoints, wherein each of the plurality of desired setpoints comprises a temperature value and a time value;

attempting to identify a pattern based, at least in part, on two or more of the plurality of desired setpoints, and if a pattern is identified, establish a learned setpoint based at least in part on the identified pattern; and

updating a learned setpoint schedule to include the learned setpoint.