



US00RE46169E

(19) **United States**
(12) **Reissued Patent**
Kelly et al.

(10) **Patent Number:** **US RE46,169 E**
(45) **Date of Reissued Patent:** **Oct. 4, 2016**

(54) **UNIFIED IMAGE DISPLAY FOR A VIDEO TERMINAL INCLUDING A GAMING MACHINE**

(71) Applicant: **Bally Gaming, Inc.**, Las Vegas, NV (US)
(72) Inventors: **Bryan Kelly**, Alamo, CA (US); **Martin Lyons**, Las Vegas, NV (US)
(73) Assignee: **BALLY GAMING, INC.**, Las Vegas, NV (US)

(21) Appl. No.: **29/532,742**
(22) Filed: **Jul. 9, 2015**

Related U.S. Patent Documents

Reissue of:

(64) Patent No.: **Des. 646,337**
Issued: **Oct. 4, 2011**
Appl. No.: **29/368,519**
Filed: **Aug. 25, 2010**

U.S. Applications:

(63) Continuation-in-part of application No. 12/827,527, filed on Jun. 30, 2010, now abandoned, and a continuation-in-part of application No. 29/364,934, filed on Jun. 30, 2010, now Pat. No. Des. 646,336.

(51) **LOC (10) Cl.** **21-03**

(52) **U.S. Cl.**
USPC **D21/370**; D21/329

(58) **Field of Classification Search**
USPC D21/324–331, 369–371, 385;
D14/125–129, 336, 341, 371–376;
D20/10; 273/274, 292; 463/16–17, 20,
463/31, 46–47

CPC A63F 13/08; G07F 17/32; G07F 17/3202;
G07F 17/3211; G07F 17/3216

See application file for complete search history.

(56) **References Cited**

U.S. PATENT DOCUMENTS

D405,473 S * 2/1999 Tikhonski et al. D20/42
6,334,612 B1 * 1/2002 Wurz G07F 17/3216
273/143 R

(Continued)

OTHER PUBLICATIONS

Alpha 2 Pro V22/22 Hardware Specifications, Bally Gaming, Inc., Dated 2010, 2 color pages.

(Continued)

Primary Examiner — Darlington Ly

(74) *Attorney, Agent, or Firm* — Banner & Witcoff, Ltd.

(57) **CLAIM**

The ornamental design for the unified image display for a video terminal including a gaming machine, as shown and described.

DESCRIPTION

FIG. 1 is a front-side perspective view of the display according to the present invention showing an example of content displayed thereon;

FIG. 2 is a front view of the display of FIG. 1 *with the environmental graphical user interface removed for clarity*;

FIG. 3 is a right side view of the display of FIG. 1;

FIG. 4 is a left side view of the display of FIG. 1;

FIG. 5 is a rear view of the display of FIG. 1; [and,]

FIG. 6 is a top view of the display of FIG. 1 [.] *with the environmental graphical user interface removed for clarity*;

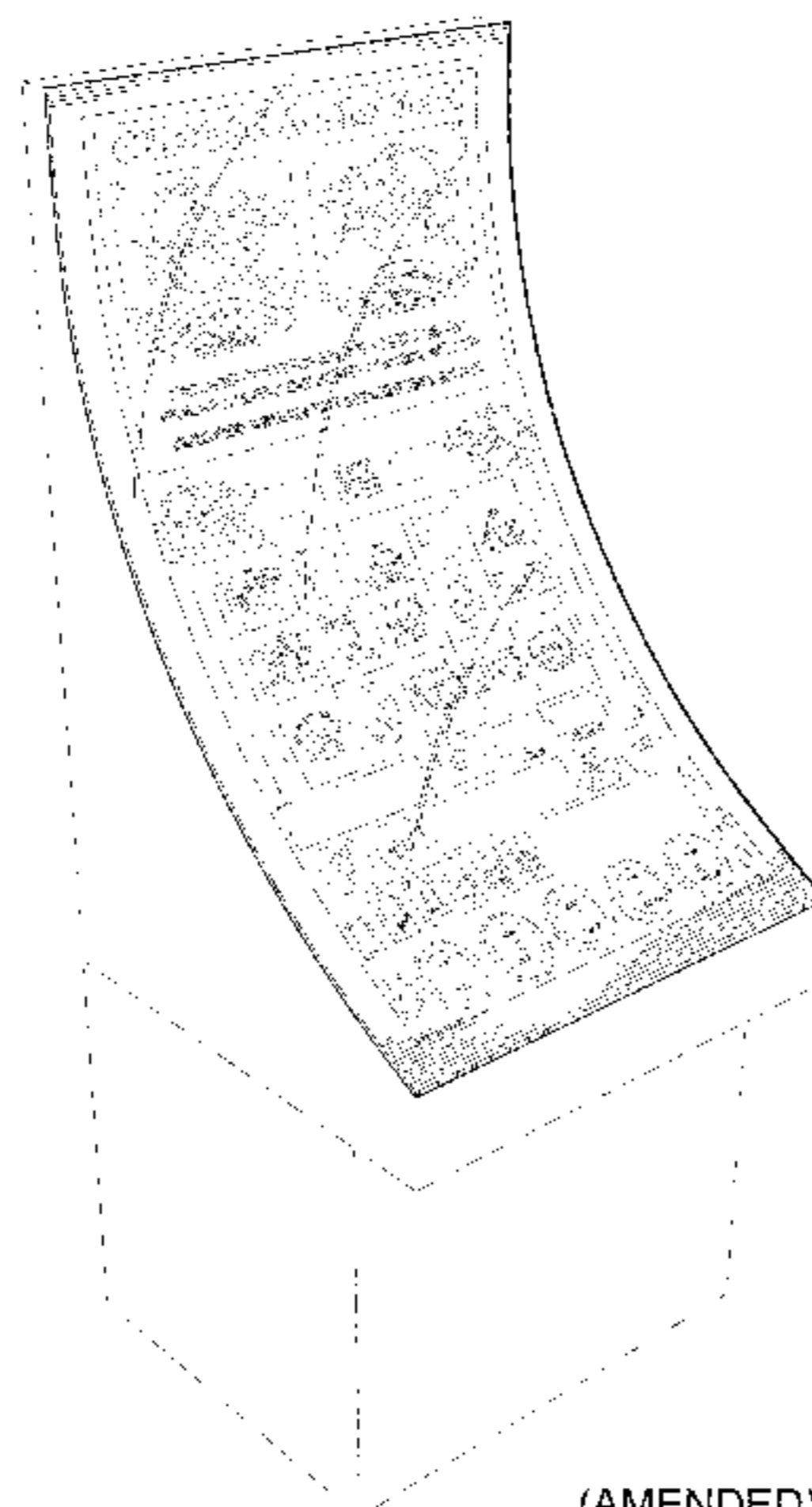
and,

FIG. 7 is the front-side perspective view of the display of FIG. 1 *with the environmental graphical user interface removed for clarity*.

The broken lines showing [portions of a] *the environmental graphical user interface in FIG. 1 and the remainder of the terminal cabinet [to support the display of the present invention] in FIGS. 1-[6] 7 are provided for [illustrative] the purposes [only] of illustrating the environmental structure and form no part of the claimed design.*

1 Claim, 7 Drawing Sheets

Matter enclosed in heavy brackets [] appears in the original patent but forms no part of this reissue; matter printed in italics indicates the additions made by reissue.



(56)

References Cited

U.S. PATENT DOCUMENTS

D465,813 S * 11/2002 Randall D21/370
 D481,078 S * 10/2003 Stephan D21/369
 D484,548 S * 12/2003 Franco Munoz et al. ... D21/370
 D485,583 S * 1/2004 Porto D21/369
 6,729,618 B1 * 5/2004 Koenig et al. 463/20
 D492,365 S * 6/2004 Munoz et al. D21/370
 D508,961 S * 8/2005 Gatto et al. D21/325
 D549,785 S * 8/2007 Luciano et al. D21/370
 D560,724 S * 1/2008 Johnson D21/370
 D600,696 S * 9/2009 Andre D14/371
 D604,368 S * 11/2009 Lesley D21/370
 D604,774 S * 11/2009 De Viveiros Ortiz D21/325
 7,628,693 B2 * 12/2009 Thomas 463/20
 D615,598 S * 5/2010 McComb et al. D21/370
 D618,682 S * 6/2010 Haase D14/371
 D622,781 S * 8/2010 Lesley D21/369
 D631,046 S * 1/2011 Chien D14/371
 D633,950 S * 3/2011 Terpstra D21/369

D649,605 S * 11/2011 Terpstra D21/370
 D685,033 S * 6/2013 Wudtke D21/370
 8,641,535 B2 * 2/2014 McComb A63F 13/08
 463/48
 D712,975 S * 9/2014 Lesley D21/369
 D719,616 S * 12/2014 Inoue D21/370
 D733,088 S * 6/2015 Garneau D14/172
 D742,975 S * 11/2015 Myers D21/370
 D743,363 S * 11/2015 Yokota D14/126
 D744,579 S * 12/2015 Cope D16/241
 D747,718 S * 1/2016 Drabant D14/371
 2003/0069070 A1 4/2003 Alcorn et al.

OTHER PUBLICATIONS

2009 Product Catalog. Published by Bally Technologies, Inc. Las Vegas, Nevada, USA.
 2008 Product Catalog. Published by Bally Technologies, Inc. Las Vegas, Nevada, USA.

* cited by examiner

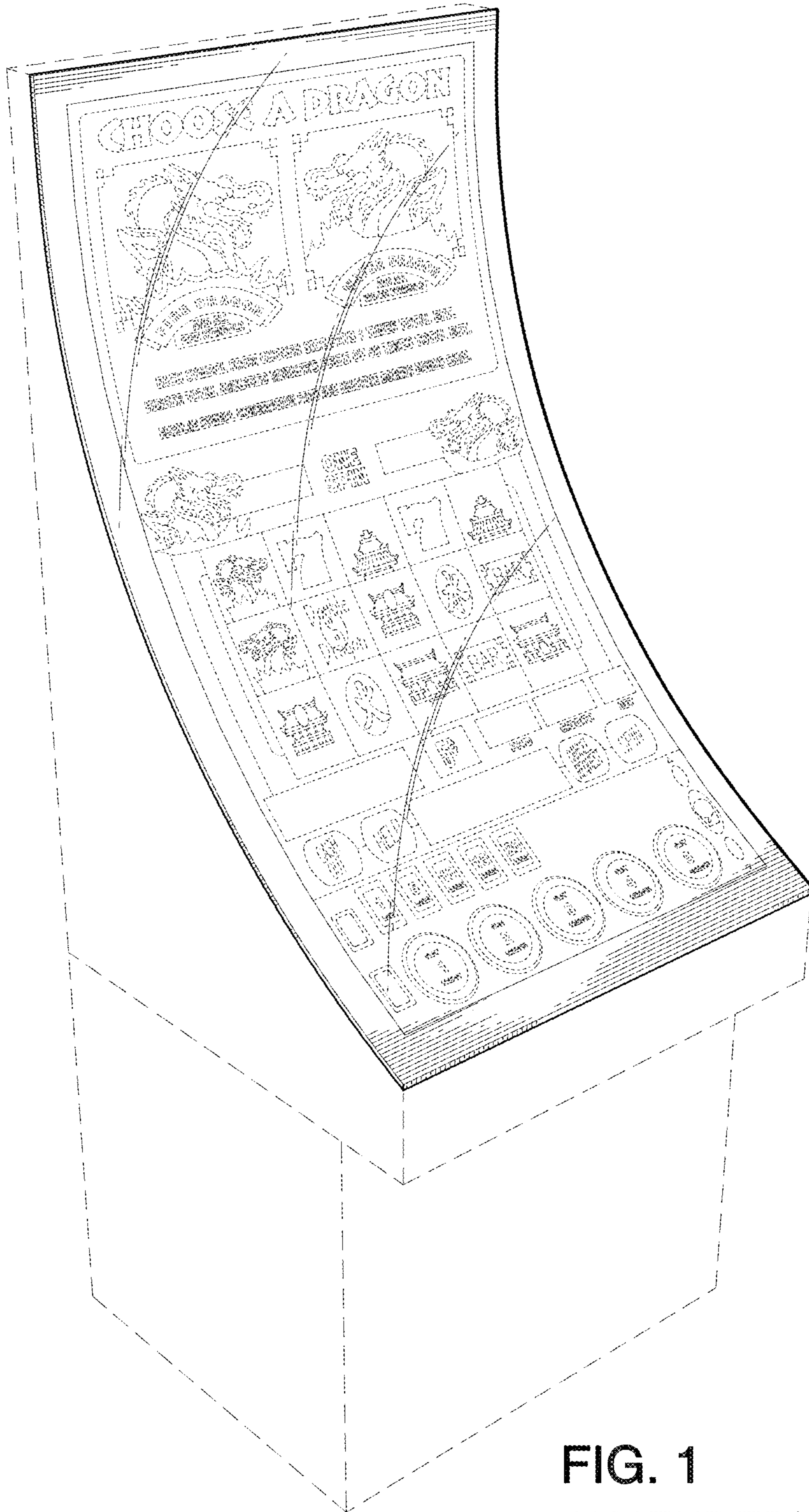


FIG. 1
(AMENDED)

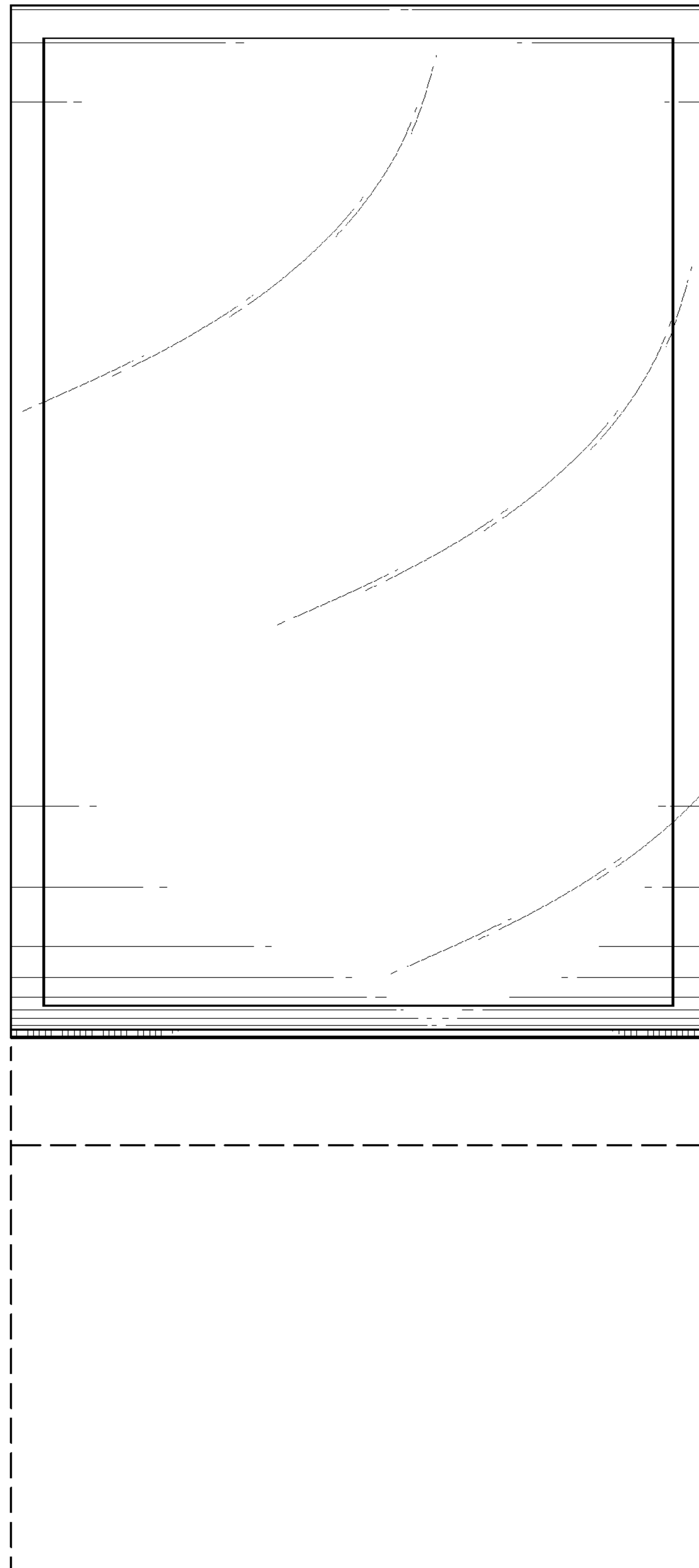


FIG. 2

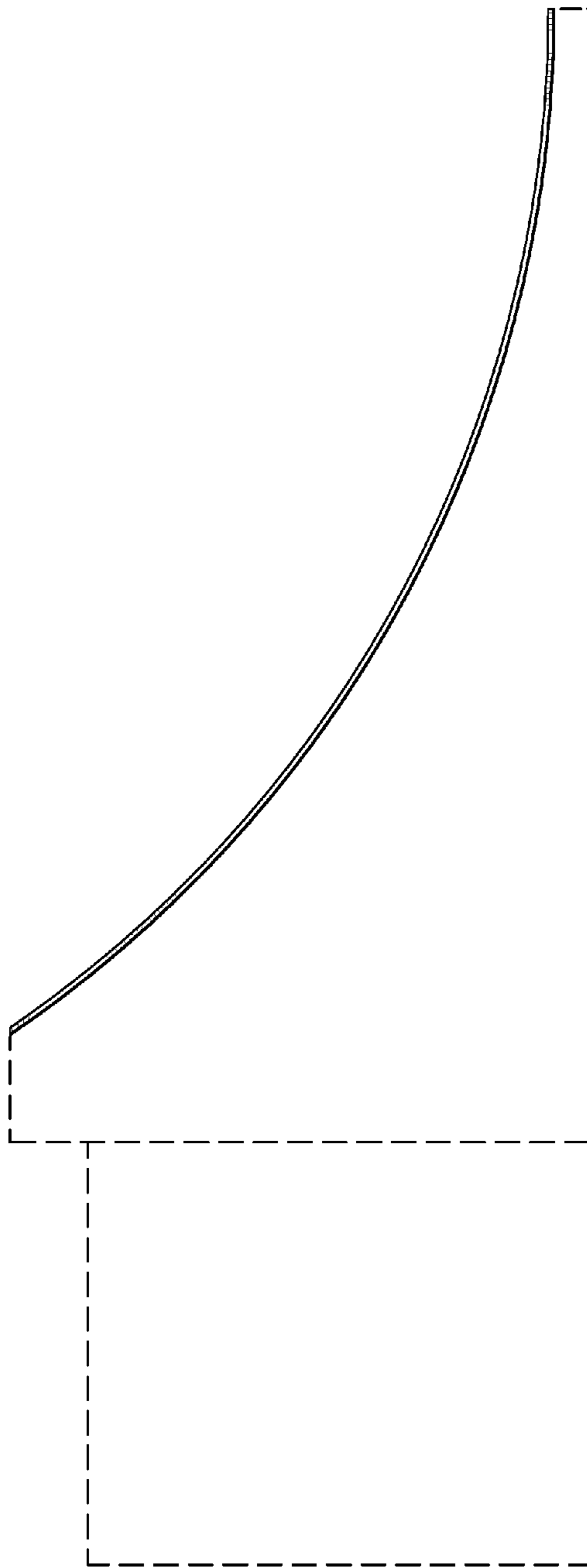


FIG. 3

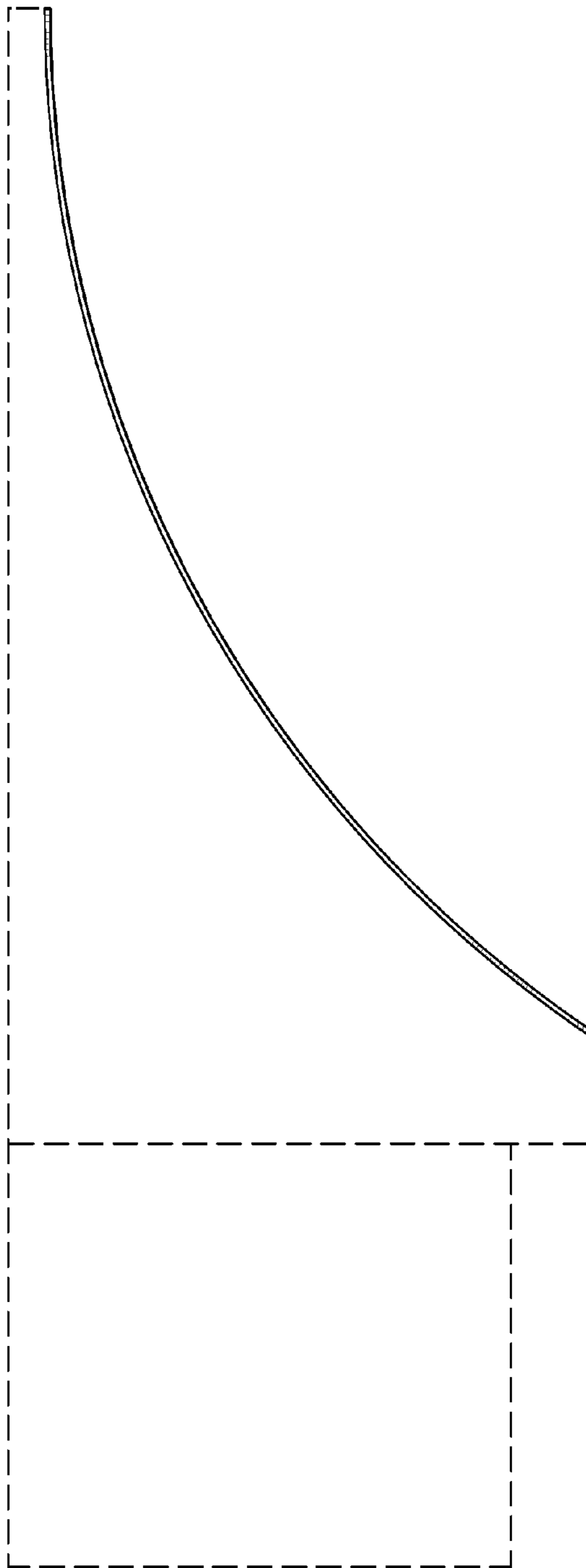


FIG. 4




FIG. 5

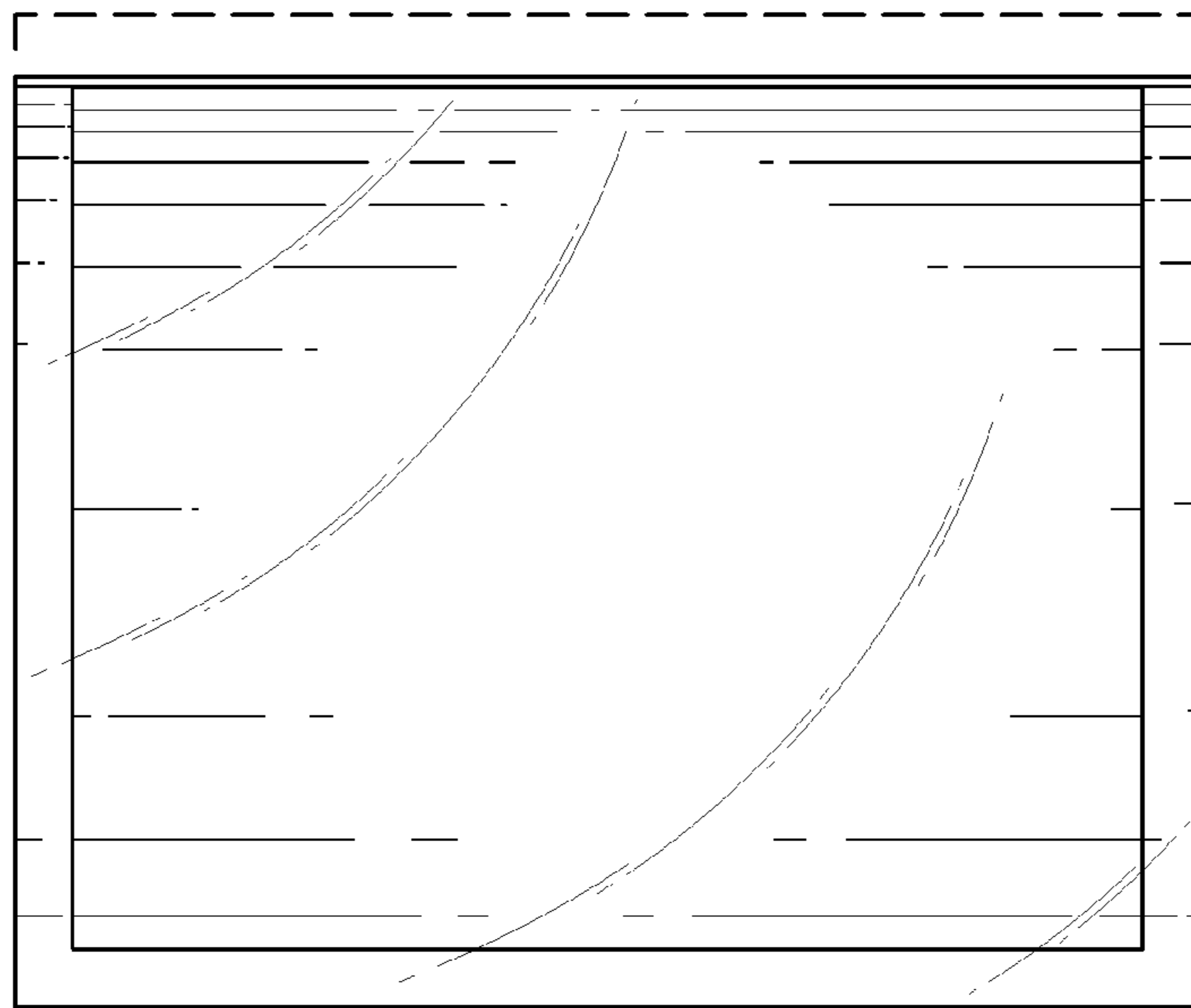


FIG. 6

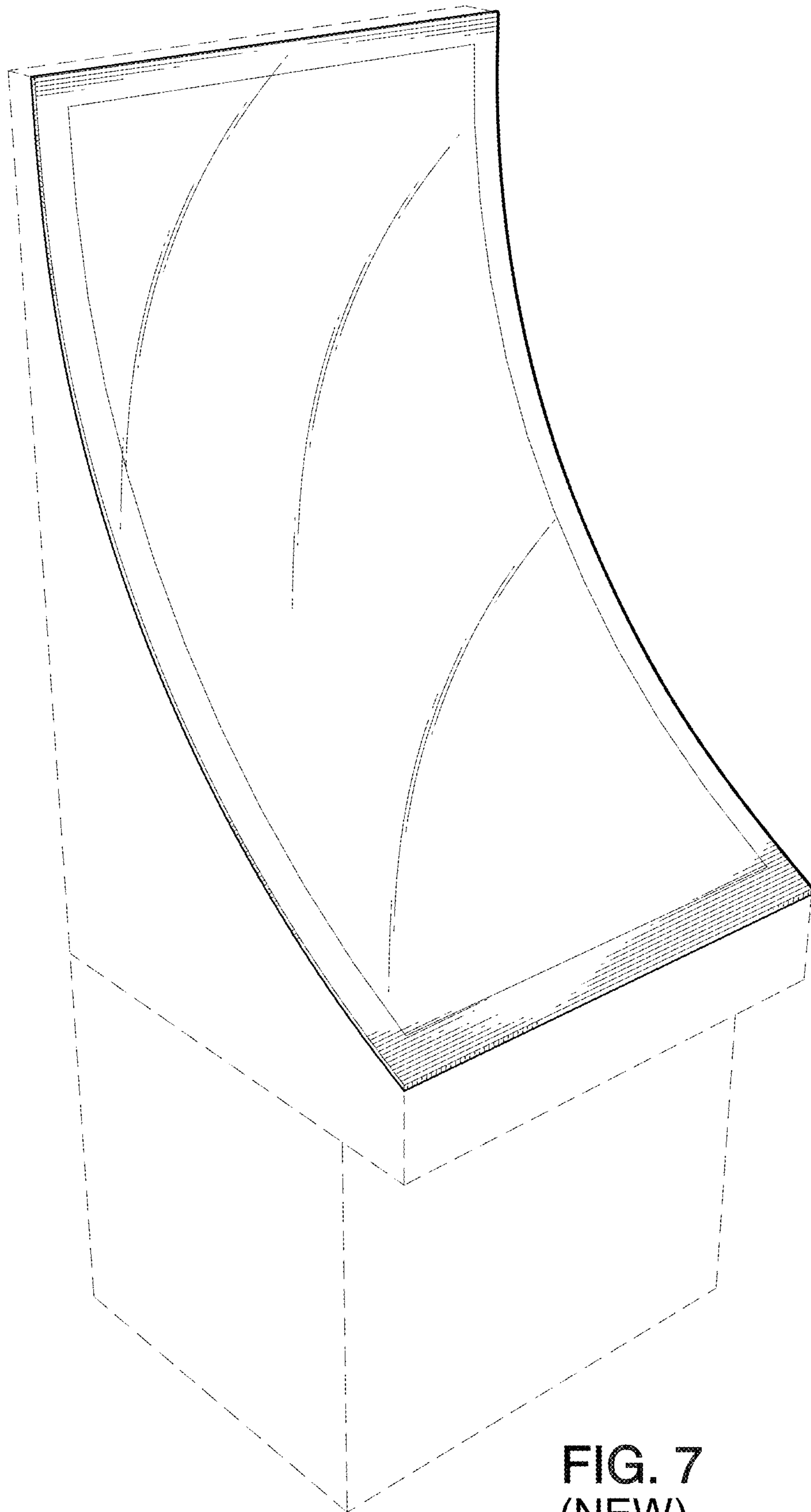


FIG. 7
(NEW)