

US00RE45903E

(19) **United States**
(12) **Reissued Patent**
Zeidman

(10) **Patent Number:** **US RE45,903 E**
(45) **Date of Reissued Patent:** **Mar. 1, 2016**

(54) **SWADDLING BLANKET AND POUCH COMBINATION**

(76) Inventor: **Hindi R. Zeidman**, Upland, CA (US)

(21) Appl. No.: **13/571,009**

(22) Filed: **Aug. 9, 2012**

Related U.S. Patent Documents

Reissue of:

(64) Patent No.: **7,774,875**
Issued: **Aug. 17, 2010**
Appl. No.: **12/381,131**
Filed: **Mar. 6, 2009**

(51) **Int. Cl.**
A47G 9/08 (2006.01)
A01M 1/20 (2006.01)
A01M 1/24 (2006.01)
A01N 43/16 (2006.01)

(52) **U.S. Cl.**
CPC **A01M 1/2016** (2013.01); **A01M 1/24** (2013.01); **A01N 43/16** (2013.01); **A01M 2200/012** (2013.01)

(58) **Field of Classification Search**
USPC 5/494, 413 R; 2/69, 69.5
See application file for complete search history.

(56) **References Cited**

U.S. PATENT DOCUMENTS

1,584,853 A * 5/1926 Dern 2/69
2,812,516 A * 11/1957 Hoffman 2/80
2,989,753 A * 6/1961 Burner 2/69.5
4,125,903 A 11/1978 Farrell
4,172,300 A * 10/1979 Miller 5/424

4,979,250 A 12/1990 Troncone et al.
5,062,168 A * 11/1991 Kocib 5/413 R
5,611,095 A 3/1997 Schneider
5,852,827 A * 12/1998 Lear 2/69.5
6,145,932 A * 11/2000 Hamel-Nyhus et al. 297/465
6,415,442 B1 7/2002 Smith
6,457,193 B1 10/2002 Li
6,868,566 B2 3/2005 Gatten
6,928,674 B2 8/2005 Blackburn
7,043,783 B2 5/2006 Gatten
7,076,819 B2 7/2006 Trani et al.
7,181,789 B2 2/2007 Gatten
7,246,392 B2 * 7/2007 Schmid et al. 5/655
7,254,849 B1 * 8/2007 Fiebrich et al. 5/482
7,647,658 B2 * 1/2010 Wilson 5/482
2008/0235848 A1 * 10/2008 Wilder et al. 2/69.5

* cited by examiner

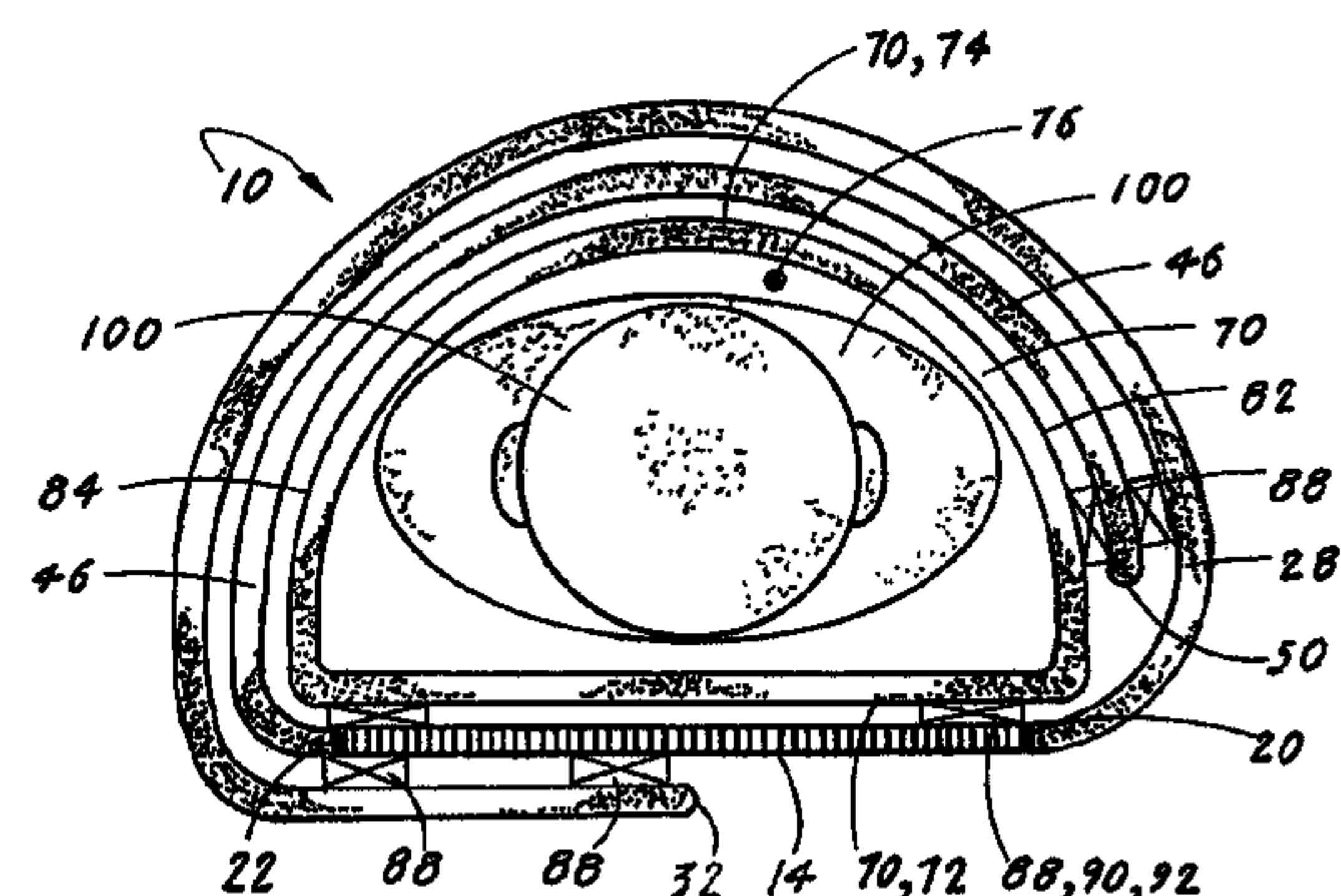
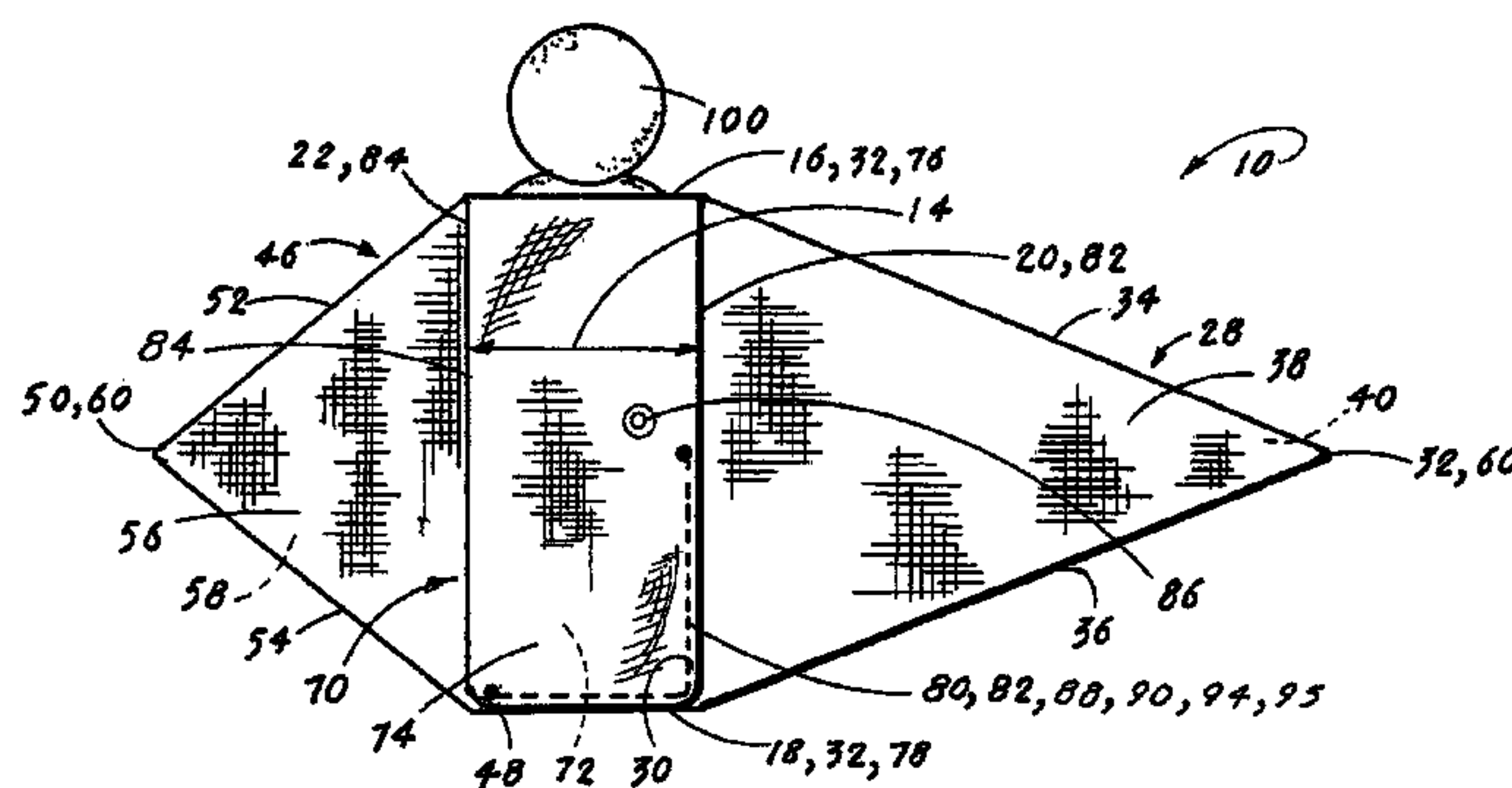
Primary Examiner — Matthew C Graham

(74) *Attorney, Agent, or Firm* — Knobbe Martens Olson & Bear LLP

(57) **ABSTRACT**

A swaddling blanket and pouch combination (SBPC) (10) that allows an infant to be comfortably and easily swaddled. The blanket (12) is comprised of a right blanket flap (28) and a left blanket flap (46) and includes a designated area to which is removably attached the pouch (70). The pouch features a lower end (78) which includes an opening and closing means that allows an infant's soiled diaper to be easily removed and replaced or to take a rectal temperature. The SBPC (10) is used by first placing the left blanket flap (46) over the pouch (70), which is then followed by placing the right blanket flap (28) over the pouch. The right and left blanket flaps (28,46) as well as the pouch (70) are preferably held in place by hook and loop fasteners (88).

22 Claims, 3 Drawing Sheets



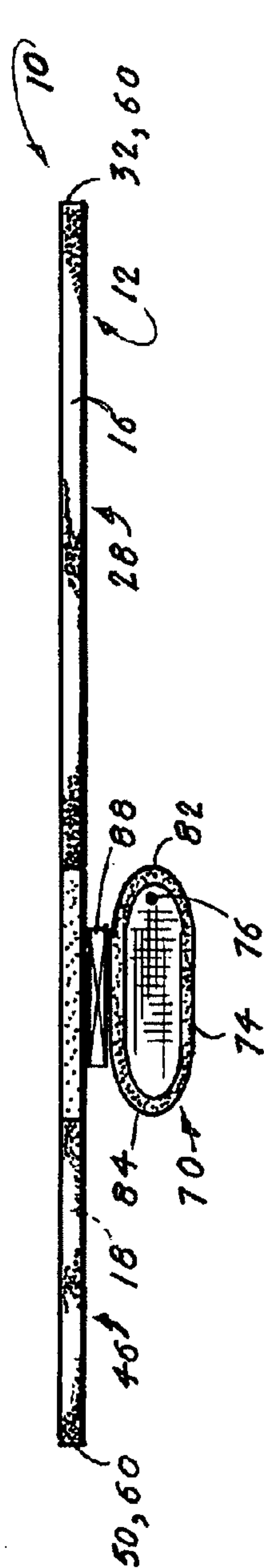


Fig. 2

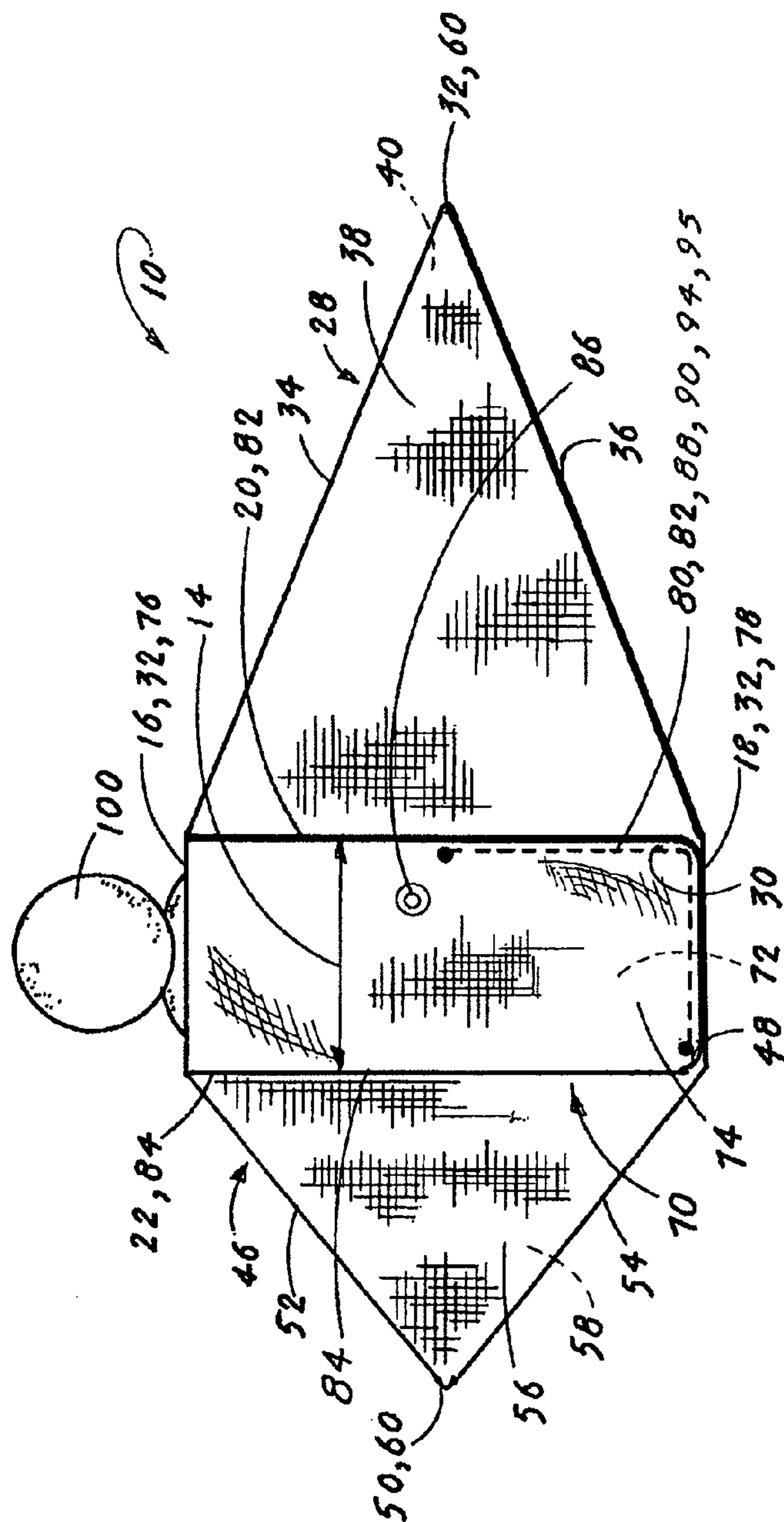
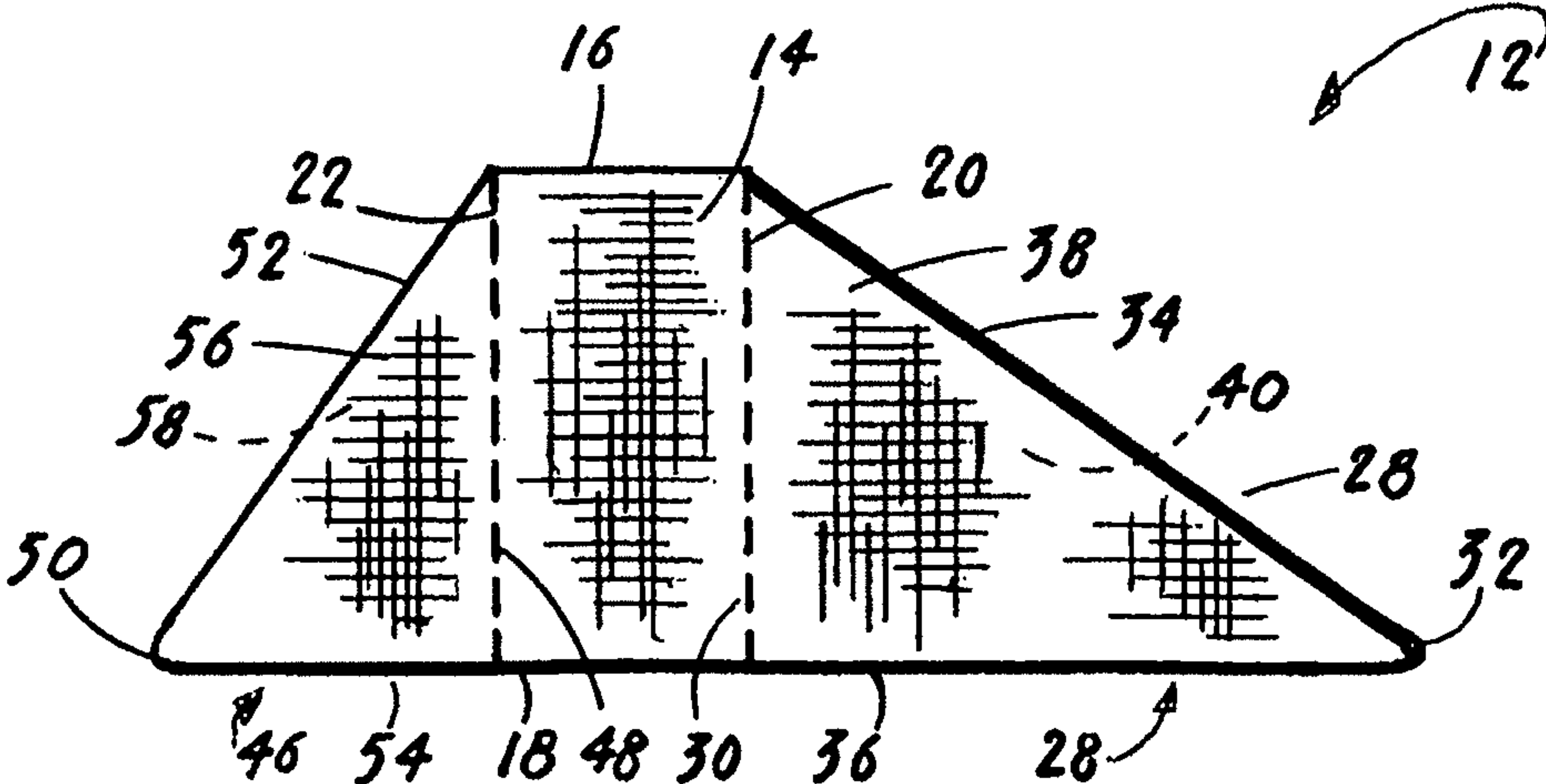
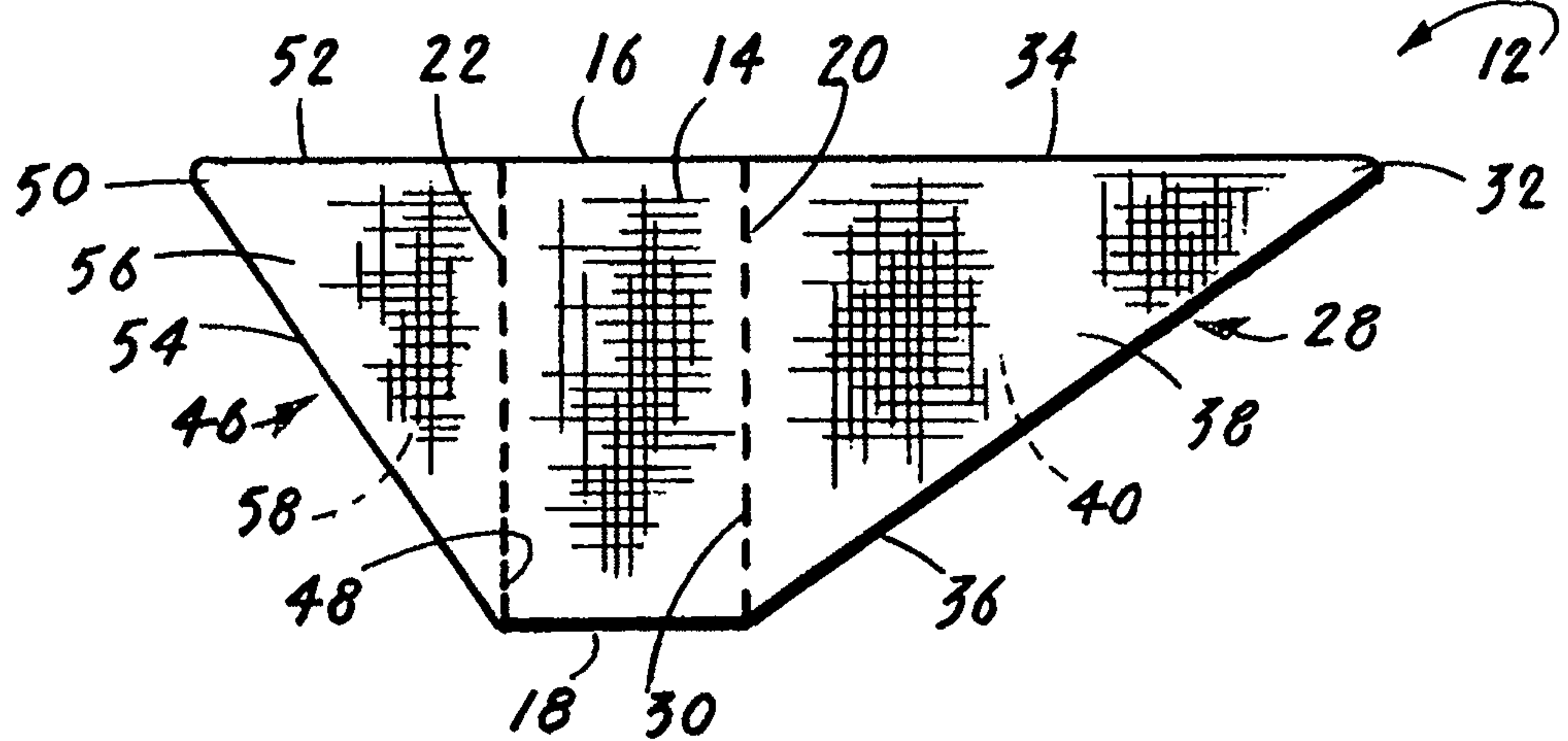
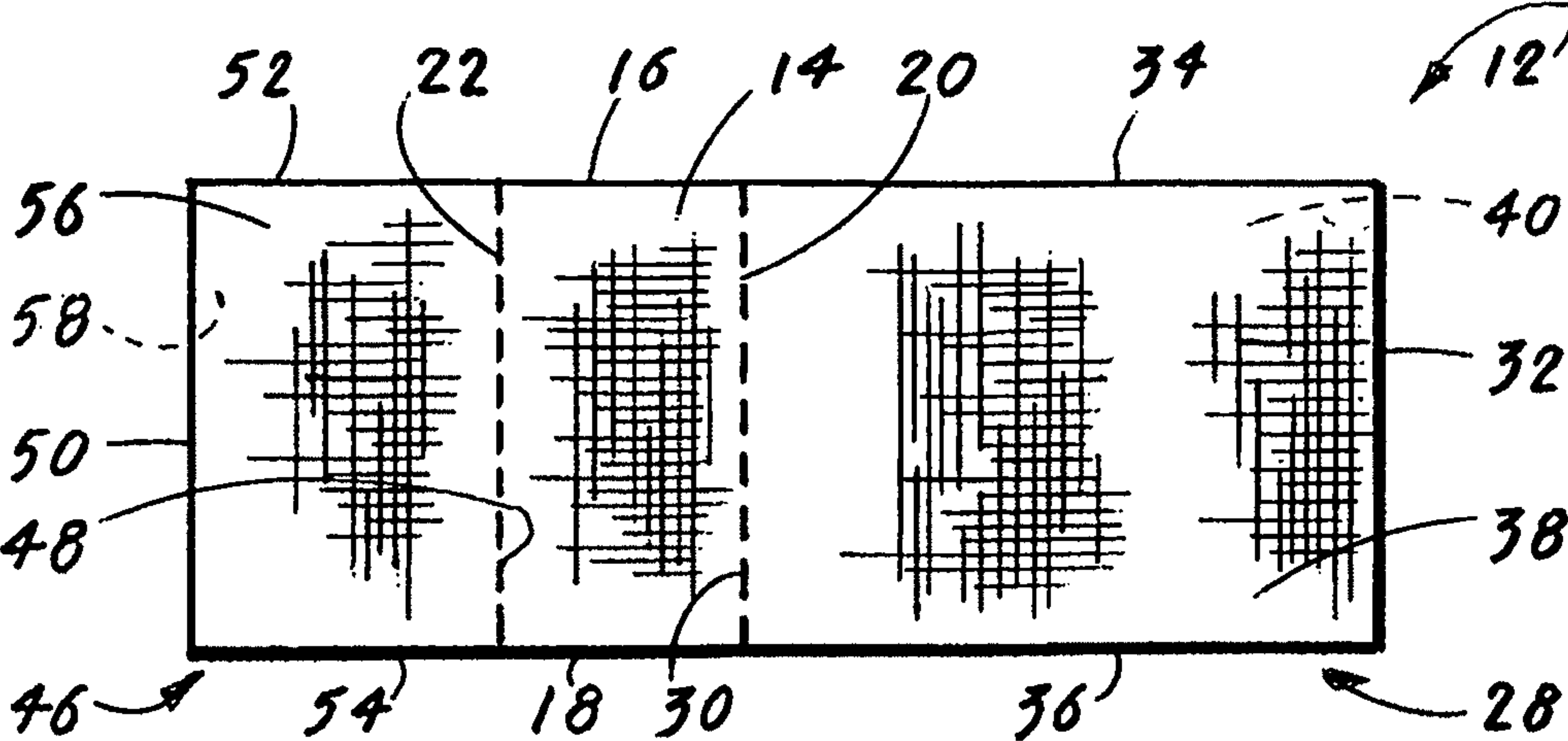


Fig. 1



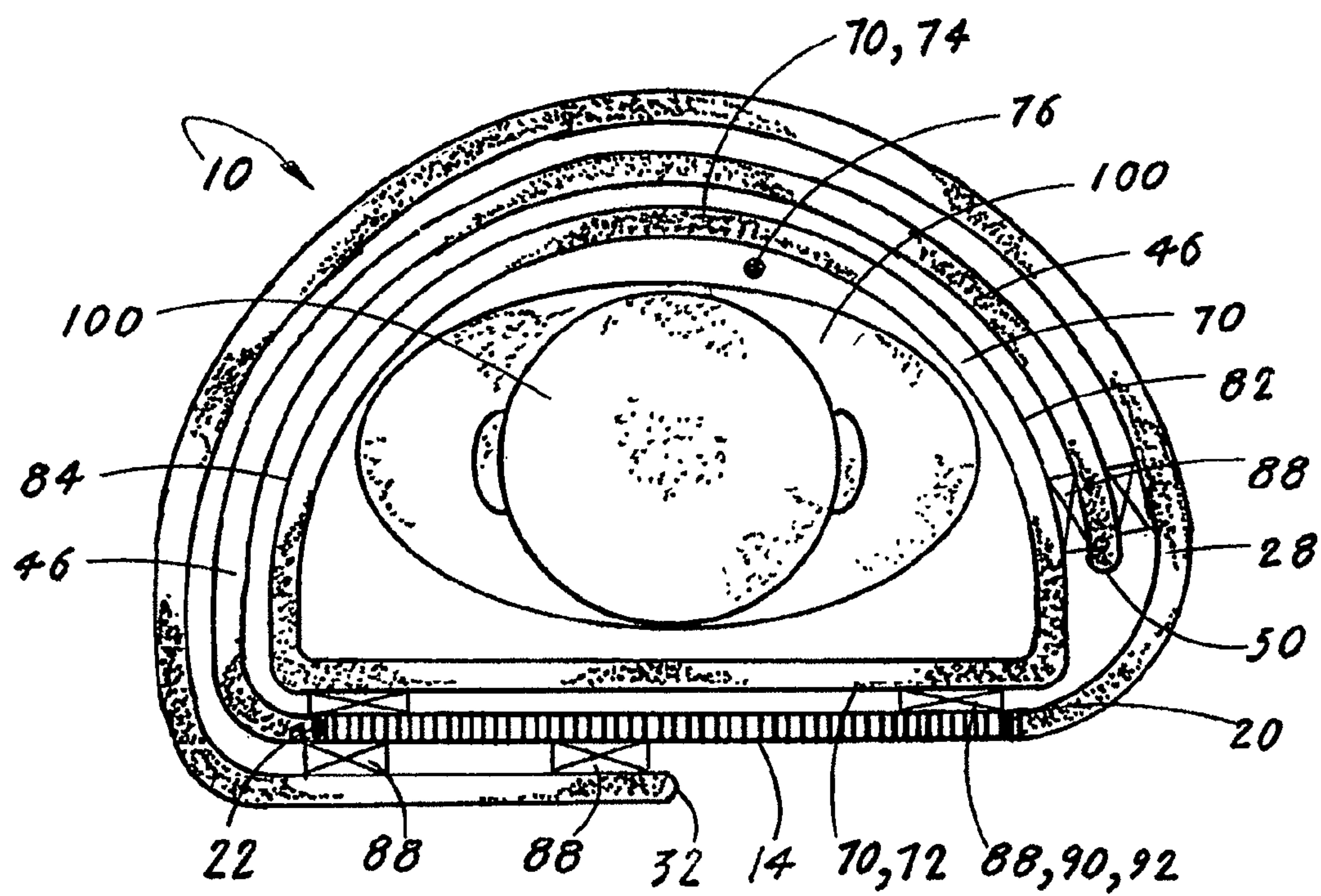


Fig. 7

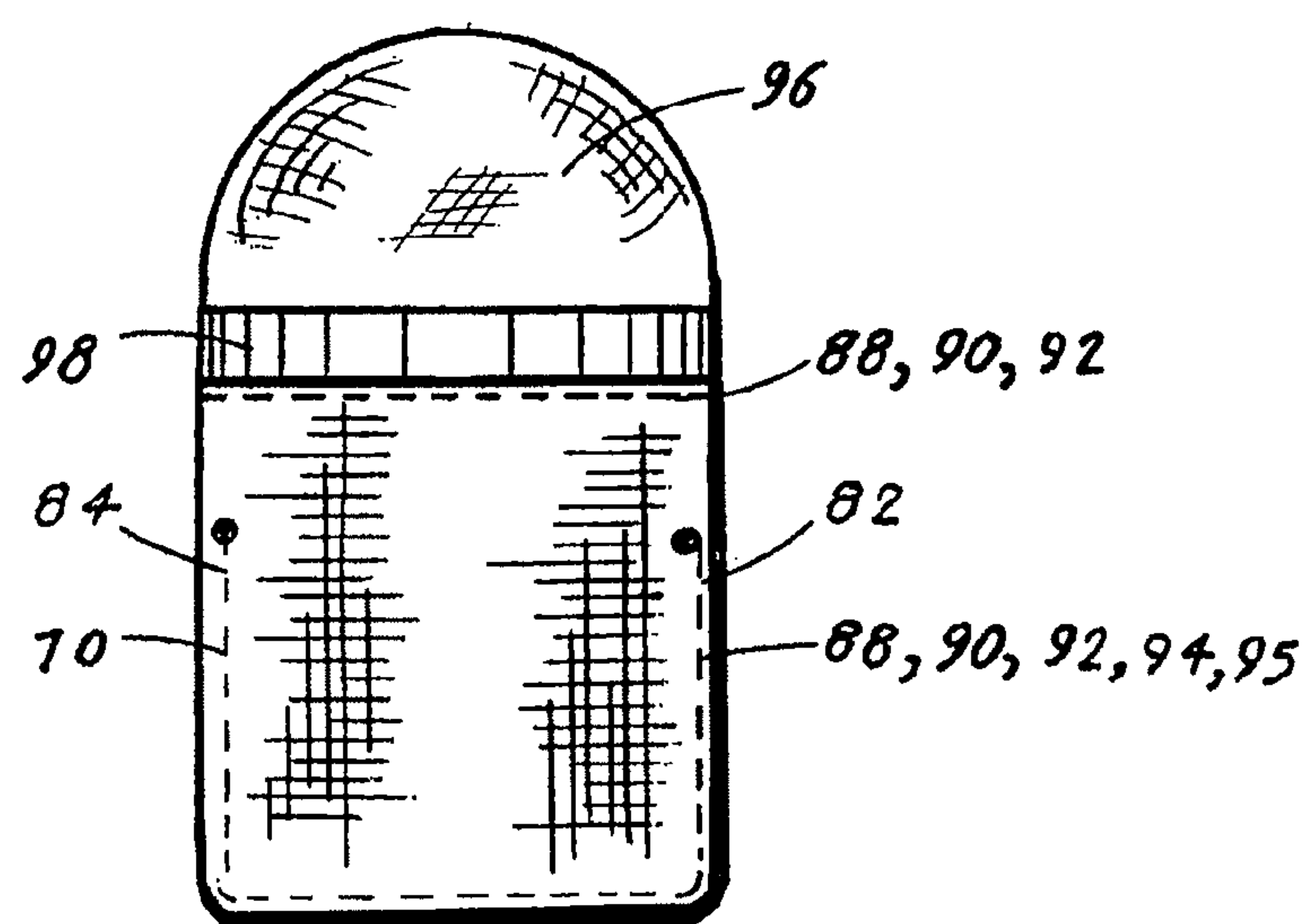


Fig. 6

SWADDLING BLANKET AND POUCH COMBINATION

Matter enclosed in heavy brackets [] appears in the original patent but forms no part of this reissue specification; matter printed in italics indicates the additions made by reissue; a claim printed with strikethrough indicates that the claim was canceled, disclaimed, or held invalid by a prior post-patent action or proceeding.

TECHNICAL FIELD

The invention generally pertains to the field of infant swaddling blankets, and more particularly to a swaddling blanket and pouch combination. The pouch, which is removably attached, is made of a resilient material and includes a lower end that can be opened to change an infant's diaper or to take a rectal temperature.

BACKGROUND ART

Archaeological records indicate that infant swaddling blankets were first used around 4000 B.C. in the desert regions of Central Asia in combination with a back-pack cradle board. As time progressed, the migration of people from region to region became a relatively permanent way of life. Swaddling subsequently also became a common part of child-rearing.

Early swaddling blankets consisted of a square piece of cloth. The infant was laid on the cloth diagonally and the corners of the cloth were folded over the feet, body and under the head, and the corners were tied to hold the blanket in position. A swaddling blanket typically formed the clothing for an infant until the infant was about a year old. The confinement provided by the swaddling blanket provided warmth and security for the infant who had recently left the mother's womb.

Today, swaddling is a standard newborn care practice in most hospitals and consists of swaddling blankets that are tucked and are useful for keeping the baby warm and comfortable, without increasing the risk of Sudden Infant Death Syndrome (SIDS), because the wrappings stay well clear of the baby's face and airway. By the time the infant learns to roll over, usually around 6 months, the infant should be sleeping in less restrictive coverings so it has more freedom to respond when the infant succeeds in rolling over.

Current infant swaddles are designed to make it easier to swaddle an infant than with traditional square sheets or blankets. Typical, swaddling blankets having flaps that fold around the infant's body or down and over the baby's shoulders and around and underneath the infant. These current swaddling blankets have the problem of having a wakeful infant loosening the blanket and kicking the swaddling blanket off. These problems are eliminated or at least minimized by the swaddling blanket and pouch combination disclosed in the instant patent application.

A search of the prior art did not disclose literature or patents that read directly on the claims of the instant invention, however the following U.S. patents are considered related:

U.S. PAT. NO.	INVENTOR	ISSUED
7,181,789	Gatten	27 Feb. 2007
7,043,783	Gatten	16 May 2006

-continued

U.S. PAT. NO.	INVENTOR	ISSUED
6,928,674	Blackburn	16 Aug. 2005
6,868,566	Gatten	22 Mar. 2005

The 7,181,789 patent discloses a swaddling blanket having a back panel that supports an infant from the neck to the feet, a leg pouch that loosely contains the infant's legs, arm restraints that hold the infant's arms against and parallel to the infant's torso, a tapered short blanket arm to wrap over the infant and a tapered long blanket arm. The long blanket arm is dimensioned to wrap around the infant more than once from the opposite direction to provide pressure around the infant's arms and torso.

The 7,043,783 patent discloses a swaddling blanket having a back panel that supports an infant from the neck to the feet, a leg pouch that loosely contains the infant's legs, arm restraints that hold the infant's arms against and parallel to the infant's torso, a tapered short blanket arm to wrap over the infant, and a tapered long blanket arm. The long blanket arm is dimensioned to wrap around the infant more than once from the opposite direction to provide pressure around the infant's arms and torso.

The 6,928,674 patent discloses a swaddling blanket which includes a tri-folded fabric sheet having a middle section with a pocket secured to an inner side of the fabric sheet on two adjacent sides to form a pouch. The pouch is dimensioned to receive an infant feet-first and is open on two other adjacent sides, and having left and right sections that border the middle section on opposite sides thereof and a width that is sufficient to overlap an infant in the middle section pocket. The left and right sections carry cooperating fasteners arranged to releasably secure the left and right sections to each other when overlapped about an infant in the middle section pocket.

The 6,868,566 patent discloses a swaddling blanket having a back panel that supports an infant from the neck to the feet, a leg pouch that loosely contains the infant's legs, arm restraints that hold the infant's arms against and parallel to the infant's torso, a tapered short blanket arm to wrap over the infant, and a tapered long blanket arm. The long blanket arm is dimensioned to wrap around the infant more than once from the opposite direction to provide pressure around the infant's arms and torso.

For background purposes and as indicative of the art to which the invention relates, references may be made to the following remaining patents found in the search:

U.S. PAT. NO.	INVENTOR	ISSUED
7,254,849	Fiebrich et al	14 Aug. 2007
7,076,819	Trani et al	18 Jul. 2006
6,457,193	Li	1 Oct. 2002
6,415,442	Smith	9 Jul. 2002
5,611,095	Schneider	18 Mar. 1997
4,979,250	Troncone et al	25 Dec. 1990
4,125,903	Farrell	21 Nov. 1978

DISCLOSURE OF THE INVENTION

The swaddling blanket and pouch combination (SBPC) improves current swaddling blankets by providing a swaddling blanket design that includes a pouch that is made of a resilient material that aids in maintaining a comfortable pressure on an infant placed into the pouch. The pouch includes a

3

means for allowing a lower and a side section of the pouch to be opened to allow an infant's soiled diaper to be removed and changed or to take a rectal temperature.

In its basic design configuration the SBPC is comprised of:

A. A swaddling blanket having an inner surface and an outer surface, wherein the inner surface has a marked pouch attachment area having a first side and a second side. From the first side extends longitudinally a first blanket flap and from the second side extends longitudinally a second blanket flap. The first blanket flap has a longitudinal length that is greater than the longitudinal length of the second blanket flap, and

B. A pouch having an inner surface with means for being removably attached to the marked pouch attachment area, an outer surface, an open upper end and a lower end. The lower end has means for being opened and closed to allow a diaper to be easily removed and replaced or to take a rectal temperature.

To utilize the SBPC, the second blanket flap is initially wrapped around the outer surface of the pouch and is attached thereto by an attachment means. After the second blanket flap is attached, the first blanket flap is wrapped around the second blanket flap and is attached thereto by the attachment means.

The means for attaching the inner surface of the pouch to the marked attachment area located on the swaddling blanket is selected from the group consisting of hook and loop fasteners, male and female detents and buttons. Likewise, the means for opening and closing the lower end of the pouch is selected from the group consisting of hook and loop fasteners, male and female detents and a zipper. The means for attaching the first and second blanket flaps is preferably a hook and loop fasteners.

In view of the above disclosure, the primary object of the invention is to provide a swaddling blanket and pouch combination that incorporates within a single article a swaddling blanket that has removably attached a pouch. The pouch features a lower end that is easily opened and closed to allow a diaper to be easily changed or to take a rectal temperature and can also include a removably attached infant head cover.

In addition to the primary object of the invention it is also an object of the invention to provide a swaddling blanket and pouch combination that:

- can be produced from various materials that will not gather at the infant's neck,
- can be produced in various dimensions to accommodate infants of various sizes,
- can be made of various colors such as a pink or a blue color to identify the sex of the infant,
- simulates a "womb-like" environment therefore is less traumatic on the infant,
- keeps the infant better positioned so the infant is less likely to turn, suffocate, and reduces the risk of SIDS,
- provides breath-ability so that the infant does not overheat,
- provides a pressure around the infant which is imperative for drug-exposed infants, and
- is cost effective from both a consumer's and manufacturer's point of view.

These and other objects and advantages of the present invention will become apparent from the subsequent detailed description of the preferred embodiment and the appended claims taken in conjunction with the accompanying drawings.

BRIEF DESCRIPTION OF THE DRAWINGS

FIG. 1 is a front elevational view of the swaddling blanket and pouch combination (SBPC) showing the pouch attached between a right blanket flap and a left blanket flap, and with an infant inserted into the pouch.

4

FIG. 2 is a top plan view of the SBPC.

FIG. 3 is an elevational view of a swaddling blanket having the upper and lower edges of the right and left blanket flaps in alignment with the respective upper and lower edges of the blanket.

FIG. 4 is an elevational view of a swaddling blanket that has the upper edges of the right and left blanket flaps in alignment with the respective upper edge of the blanket, and the lower edges of the right and left blanket flaps angled upward.

FIG. 5 is an elevational view of a swaddling blanket having the upper edge of the right and left blanket flaps angled downward, and with the lower edges of the right and left blanket flaps in alignment with the respective lower edges of the blanket.

FIG. 6 is a front elevational view of a pouch that includes a removably attached infant head cover.

FIG. 7 is a top plan view of the SBPC showing the right and left blanket flaps wrapped around the pouch.

BEST MODE FOR CARRYING OUT THE INVENTION

The best mode for carrying out the invention is presented in terms of a preferred embodiment for a swaddling blanket and pouch combination (SBPC) that is designed to improve current designs of swaddling blankets by including an infant pouch which is made of a resilient material that maintains a comforting pressure on an infant that is placed into the pouch. The pouch is removably attached and includes closeable lower and side openings that allow a diaper to be easily removed and a clean diaper attached or to take a rectal temperature.

The preferred embodiment of the SBPC 10, as shown in FIGS. 1-7, is comprised of the two major elements: a swaddling blanket 12 and a pouch 70.

The swaddling blanket 12, as shown attached to the pouch 70 in FIGS. 1 and 2, and detached from the pouch 70 in FIGS. 3, 4 and 5, includes a pouch attachment area 14, as shown best in FIGS. 3-5, and is comprised of an upper edge 16, a lower edge 18, a right pouch border attachment mark 20 and a left pouch border attachment mark 22. The two border attachment marks 20, 22 are shown in broken lines, in FIGS. 3-5, and function to outline the area 14 in which area the pouch 70 is removably attached. The swaddling blanket 12 also includes a right blanket flap 28 and a left blanket flap 46.

The right blanket flap 28 is further comprised of a inner edge 30 that is integral with the right pouch border attachment mark 20, an outer edge 32, an upper edge 34, a lower edge 36, an inner surface 38 and an outer surface 40. Likewise, the left blanket flap 46, as also shown in FIGS. 1-5, is further comprised of an inner edge 48 that is integral with the left pouch border attachment mark 22, an outer edge 50, an upper edge 52, a lower edge 54, an inner surface 56 and an outer surface 58.

As shown in FIGS. 1-5, the longitudinal length of the left blanket flap 46, as measured from the left pouch border attachment mark 22, is less than the longitudinal length of the right blanket flap 28. With this arrangement, the left blanket flap 46 is folded over the pouch 70 prior to folding the right blanket flap 28, as described infra and shown in FIG. 7. The swaddling blanket is made of a material that is selected from the group consisting of wool, cotton and waterproof nylon.

The blanket's 12 right blanket flap 28 and left blanket flap 46 can be configured in at least four different shapes. In the first shape, as shown in FIG. 1, the upper edges 34, 52 of the right and left blanket flaps 28, 46 are angled downward from

5

the respective upper edge 16 of the blanket 12. The lower edges 36,54 of the right and left blanket flaps 28,46 are angled upward from the respective lower edge 18 of the blanket 12. The right and left blanket flaps 28,46 terminate at an outer edge 32,50 configured as a centered radiused apex 60.

The second shape, as shown in FIG. 3, the upper edges 34,52 of the right and left blanket flaps 28,46 are in respective alignment with the upper edge 16 of the blanket, and the lower edges 36,54 of the right and left blanket flaps 28,46 are in respective alignment with the lower edge 18 of the blanket.

Third shape, as shown in FIG. 4, the upper edges 34,52 of the right and left blanket flaps 28,46 are in alignment with the respective upper edge 16 of the blanket 12. The lower edges 36,54 of the right and left blanket flaps 28,46 are angled upward from the respective lower edge 18 of the blanket 12. The right and left blanket flaps 28,46 terminate at an outer edge 32,58 configured as an off-centered radiused apex 62.

The fourth shape, as shown in FIG. 5, the upper edges 34,52 of the right and left blanket flaps 28,46 are angled downward from the respective upper edge 16 of the blanket. The lower edges 36,54 of the right and left blanket flaps 28,46 are in alignment with the respective lower edge 18 of the blanket 12. The right and left blanket flaps 28,46 terminate at an outer edge 32,50 configured as an off-centered radiused apex 62.

The pouch 70, which is the second major element of the SBPC 10, is shown attached to the swaddling blanket 12 in FIGS. 1, 2 and 7, and detached from the swaddling blanket 12 in FIG. 6. The pouch 70 is comprised of an inner section 72, an integrally attached outer section 74, an open upper end 76, a lower end 78, a side end 80 and a left side 84. The pouch is made of a resilient soft material that maintains a comfortable pressure on the infant 100 placed into the pouch 70, as shown in FIG. 7. The resilient soft material is selected from the group consisting of cotton spandex, stretch denim, stretch vinyl and stretch velvet.

The inner section 72 is dimensioned to be attached by an attachment means 86 to the area bordered by the right and left pouch border attachment marks 20,22 which are located on the swaddling blanket 12, as shown best in FIGS. 3-5. The lower edges 36,54 of the blanket 12 are located in substantial alignment with the lower end 18, as shown in FIG. 1. Alternatively, the lower edges 36,54 can extend above the lower end 78 of the pouch 70 (not shown). As shown best in FIG. 7, the inner section 72 of the pouch 70 can be attached to the pouch attachment area 14 by hook and loop fasteners 88, male and female detents 90, and buttons 92.

The pouch 70, as shown in FIG. 1, includes a closeable lower end 78 that interfaces with a closeable side end 80 and continues partially along either the pouch's right side 82, or the pouch's left side 84 (not shown) or along both the right side 82 and the left side 84. The closeable lower end 78 and the side ends 80 and 84 allow the pouch 70 to be easily opened to allow a diaper to be easily removed and replaced or to take a rectal temperature. The lower and side openings are closed by an attachment means that is selected from the group consisting of hook and loop fasteners 88, male and female detents 90, a zipper 94 and a drawstring 95.

As shown in FIG. 6, the pouch 70 can also be designed to include an infant head cover 96 that applies a comforting pressure around the infant's head. The cover 96 can be designed to extend from the open upper end 76 located on the pouch 70 or from the upper edge 16 of the blanket 12. The cover is removably attached by an attachment means that is selected from the group consisting of hook and loop fasteners 88, male and female detents 90 and buttons 92. The infant head cover 96 is made of a resilient soft material that is

6

selected from the group consisting of spandex stretch denim, stretch vinyl or stretch velvet. The head cover 96 can also be made to include a low-resistance elastic band 98 that provides additional security to the cover 96. In FIG. 6, is also shown a closeable lower end 78 and sides 82 and 84 that are closeable by either hook and loop fasteners 88, male/female detents 90, buttons 92, a zipper 94 and a drawstring 95. FIG. 6, is also shown a closeable lower end 78 and sides 82 and 84 that are closeable by either hook and loop fasteners 88, male/female detents 90, buttons 92, a zipper 94 and a drawstring 95.

To utilize the SBPC 10, as shown in FIG. 7, the left blanket flap 46 commencing from the left pouch border attachment mark 22 is wrapped sequentially around the pouch's left side 84, the outer section 74 and with the outer edge 50 of the left blanket flap 46 attached by hook and loop fasteners 88 to the right side 82 of the pouch 70. Likewise, the right blanket flap 28 commencing from the right pouch border attachment mark 20 is wrapped sequentially around the left blanket flap 46 that is attached to the right side 82 of the pouch 70, around the outer and left side section 74,84 of the pouch 70 with the outer edge 32 of the right blanket flap 28 attached by hook and loop fasteners 88, to the left blanket flap 46 that is attached to the inner section 72 of the pouch 70. As shown in FIG. 1, the pouch is dimensioned to allow an infant to be placed into the pouch 70, with the infant's arms located internally within the pouch 70 or with the infant's arms located externally to the pouch 70. As also shown in FIG. 1, the pouch 70 has a length that preferably places the open upper end 76 of the pouch adjacent to the chest area of an infant. The lower end 78 of the pouch 70 is preferably located adjacent to the lower edge 18 of the swaddling blanket 12.

While the invention has been described in detail and pictorially shown in the accompanying drawings it is not to be limited to such details, since many changes and modifications may be made to the invention without departing from the spirit and the scope thereof. Hence, it is described to cover any and all modifications and forms which may come within the language and the scope of the claims.

Swaddling Blanket and Pouch Combination

Element Designation

10	Swaddling Blanket and Pouch Combination
12	Swaddling Blanket
14	Pouch Attachment Area
16	Upper Edge
18	Lower Edge
20	Right Pouch Border Attachment Mark
22	Left Pouch Border Attachment Mark
24	
26	
28	Right Blanket Flap
30	Inner Edge
32	Outer Edge
34	Upper Edge
36	Lower Edge
38	Inner Surface
40	Outer Surface
42	
44	
46	Left Blanket Flap
48	Inner Edge
50	Outer Edge
52	Upper Edge
54	Lower Edge
56	Inner Surface
58	Outer Surface
60	Centered Radiused Apex

-continued

62	Off-Centered Radiused Apex	
64		
66		
68		5
70	Pouch	
72	Inner Section	
74	Outer Section	
76	Open Upper End	
78	Closeable Lower End	
80	Closeable Side End	10
82	Right Side	
84	Left Side	
86	Attachment Means	
88	Hook and Loop Fasteners	
90	Male/Female Detents	
92	Buttons	15
94	Zipper	
95	Drawstring	
96	Infant Head Cover	
98	Elastic Band	
100	Infant	

The invention claimed is:

1. A swaddling blanket and pouch combination [(SBPC)] comprising:

[a] said a swaddling blanket [having] comprising an inner surface and an outer surface, wherein the inner surface [has] comprises a marked [pouch attachment] pouch-attachment area [from where] from which laterally extends a [right] first blanket flap and a [left] second blanket flap, wherein the left blanket flap has a longitudinal length that is less than the longitudinal length of the right blanket flap], and

[b] said a pouch having an inner surface [with] comprising means for [being] removably [attached] attaching the inner surface of the pouch to the marked [pouch attachment] pouch-attachment area, an outer surface, an open [upper end] portion, and a [lower end having] recloseable portion, spaced apart from the open portion and extending at least along a segment of a lower end of the pouch opposite the open portion and a segment of a first side of the pouch, the recloseable portion comprising means for [being opened and closed] opening and closing to allow [a diaper to be easily removed and replaced or to take a rectal temperature] access to an interior of the pouch, wherein said means for removably attaching the inner surface of said pouch to the marked [pouch attachment] pouch-attachment area located on said swaddling blanket is selected from the group consisting of hook and loop fasteners, male and female detents, and buttons, wherein [to utilize said SBPC], in use, the [left] second blanket flap is [initially] wrapped around the outer surface of said pouch, [which is then followed by wrapping] and the [right] first blanket flap is wrapped over and around the [left] second blanket flap.

2. A swaddling blanket and pouch combination [(SBPC)] comprising:

[a] said a swaddling blanket [having an inner surface and an outer surface, wherein the inner surface has] comprising a [marked pouch attachment] pouch-attachment area from [where] which laterally extends a [right] first blanket flap and a [left] second blanket flap, wherein the left blanket flap has a longitudinal length that is less than the longitudinal length of the right blanket flap], and

[b] said a pouch [having an inner surface with means for being removably attached] comprising a first outward-facing portion comprising one or more fasteners configured to removably attach the first outward-facing por-

tion of the pouch to the [marked pouch attachment] pouch-attachment area, [an outer surface] a second outward-facing portion, an open upper end [and a lower end having], a recloseable portion, spaced apart from the open upper end and extending at least along a segment of a lower end of the pouch opposite the open portion and a segment of a first side of the pouch, the recloseable portion comprising means for [being opened and closed to allow a diaper to be easily removed and replaced or to take a rectal temperature] opening and closing to allow access to an interior of the pouch, an infant head cover that is removably attached to the open upper end of said pouch by means of hook and loop fasteners, male and female detents [and], or buttons, wherein [to utilize said SBPC], in use, the [left] second blanket flap is [initially] wrapped around the [outer surface] second outward-facing portion of said pouch, [which is then followed by wrapping the right] and the first blanket flap is wrapped over and around the [left] second blanket flap.

3. A swaddling blanket and pouch combination [(SBPC)] comprising:

[A. said] a swaddling blanket comprising:

[a] a [pouch attachment] pouch-attachment area [having:] comprising

[(1)] an upper edge,

[(2)] a lower edge,

[(3)] a right pouch border attachment mark] a first side, and

[(4)] a left pouch border attachment mark] a second side,

[b] a right] a first blanket flap [having:] comprising

[(1)] an inner [edge that is integral with the right pouch border attachment mark] portion proximal the first side of the pouch-attachment area, and

[(2)] an outer [edge] portion,

[(3)] an upper edge,

(4) a lower edge,

(5) an inner surface and

(6) an outer surface,

c) a left] a second blanket flap [having:] comprising

[(1)] an inner [edge that is integral with the left pouch border attachment mark] portion proximal the second side of the pouch-attachment area, and

[(2)] an outer [edge] portion,

[(3)] an upper edge,

(4) a lower edge,

(5) an inner surface and

(6) an outer surface, wherein the longitudinal length of said left blanket flap is less than the longitudinal length of said right blanket flap,

B. said a pouch [having] comprising:

[a] an inner section that is dimensioned] a first outward-facing portion configured to be attached by [an attachment means] one or more pouch fasteners to the [area bordered by the right and left pouch border attachment marks located] pouch-attachment area on said swaddling blanket,

[b] an integrally attached outer section] a second outward-facing portion,

[c] an open [upper and] portion,

[d] a [closeable] lower end [and side end],

[e] a right] a first side, and

[g] a left] a second side,

a recloseable portion of the pouch spaced apart from the open portion and extending at least along a segment of the pouch's lower end and along a segment of the pouch's first side and/or a segment of the pouch's

second side, and wherein [to utilize said SBPC], in use, the [left] second blanket flap [commencing from the left pouch border attachment mark] is wrapped [sequentially] around said pouch's [inner section, the left side, the outer section] second side and second outward-facing portion and and [with] the outer [edge] portion of the [left] second blanket flap is configured to be attached by [an attachment means] one or more second-blanket-flap fasteners to the [right] first side of said pouch, [likewise] and wherein, in use, the [right] first blanket flap is wrapped [sequentially] around [the left blanket flap that is attached to the right side of said pouch, around the outer and left side section of said pouch with] the pouch's first side and second outward-facing portion and the outer [edge] portion of the [right] first blanket flap is configured to be attached by [the attachment means] one or more first-blanket-flap fasteners to the [left] second blanket flap [that is attached to the inner section of said pouch], wherein said pouch is [dimensioned] sized and configured to allow an infant to be placed partially into said pouch, with the infant's arms located internally within said pouch or with the infant's arms located externally to said pouch].

4. The swaddling blanket and pouch combination as specified in claim 3 wherein *the first blanket flap comprises a lower portion, the second blanket flap comprises a lower portion, and said pouch [has a length that preferably places] is sized and configured such that, when in use, the open [upper end] portion of said pouch [adjacent to] is near the chest area of [an] the infant and the [lower end] recloseable portion of said pouch [adjacent to] is near the lower [edge] portions of said [swaddling] first and second blanket flaps.*

5. The swaddling blanket and pouch combination as specified in claim 4 wherein said pouch is made of a resilient, soft material [that applies] configured to apply a comforting pressure around the infant.

6. The swaddling blanket and pouch combination as specified in claim 5 wherein the resilient, soft material [is] comprises one or more fabrics selected from the group consisting of cotton, spandex, stretch denim, stretch vinyl and stretch velvet.

7. The swaddling blanket and pouch combination as specified in claim 3 wherein said [means for attaching the inner section of said pouch to the pouch attachment area on said swaddling blanket is] one or more pouch fasteners comprises one or more fasteners selected from the group consisting of hook and loop fasteners, male and female detents, and buttons; said one or more first-blanket-flap fasteners comprises hook and loop fasteners; and said one or more second-blanket-flap fasteners comprises hook and loop fasteners.

8. The swaddling blanket and pouch combination as specified in claim 3 wherein the [closeable lower end] recloseable portion of said pouch further comprises [an opening and closing means] a flap comprising an edge that extends along [the] a lower end of said pouch that, when in use, is near the infant's feet and [continuous] partially along [either the right or the left] at least one side of said pouch, [wherein] the [opening and closing] recloseable portion further comprising means [allows said pouch to be opened to allow a soiled diaper to be easily removed and replaced or to take a rectal temperature] for opening and closing the flap to allow access to an interior of the pouch.

9. The swaddling blanket and pouch combination as specified in claim 8 wherein the opening and closing means [for opening and closing said pouch means is selected from the

group consisting of] comprises hook and loop fasteners, male and female detents, a zipper [and], or a drawstring.

10. The swaddling blanket and pouch combination as specified in claim 3 [wherein said pouch further comprises] further comprising an infant head cover that is removably [attached to and extends from] attachable to the [open upper end of said] pouch or said blanket.

11. The swaddling blanket and pouch combination as specified in claim 10 wherein said infant head cover is removably [attached] attachable to the [upper end of said] pouch or to the [upper edge of said] blanket by [an attachment means that is] one or more fasteners selected from the group consisting of hook and loop fasteners, male and female detents, and buttons.

12. The swaddling blanket and pouch combination as specified in claim 10 wherein said infant head cover [is made of] comprises a resilient, soft material [that is] comprising one or more fabrics selected from the group consisting of cotton, spandex, stretch denim, stretch vinyl and stretch velvet.

13. The swaddling blanket and pouch combination as specified in claim 3 wherein:

[a] the upper edges of the [right] first and [left] second blanket flaps are angled downward from the respective [upper edge of said blanket] inner portions to the respective outer portions of the first and second blanket flaps, and

[b] the lower edges of the [right] first and [left] second blanket flaps are angled upward from the respective [lower edge of said blanket] inner portions to the respective outer portions of the first and second blanket flaps, wherein the [right] first and [left] second blanket flaps each terminate at an outer edge configured as a centered radiused apex.

14. The swaddling blanket and pouch combination as specified in claim 3 wherein [the] upper edges of the [right] first and [left] second blanket flaps are [in respective alignment with the upper edge of said blanket] generally aligned and generally parallel, and [the] lower edges of the [right] first and [left] second blanket flaps are [in respective alignment with the lower edge of said blanket] generally aligned and generally parallel.

15. The swaddling blanket and pouch combination as specified in claim 3 wherein:

[a] the upper edges of said [right] first and [left] second blanket flaps are [in alignment with the respective upper edge of said blanket] generally aligned and generally parallel, and

[b] the lower edges of said [right] first and [left] second blanket flaps are angled upward from the respective [lower edge of said blanket] inner portions to the respective outer portions of the first and second blanket flaps, wherein the [right] first and [left] second blanket flaps each terminate in an outer edge configured as an off-centered radiused apex.

16. The swaddling blanket and pouch combination as specified in claim 3 wherein:

[a] the upper edges of said [right] first and [left] second blanket flaps are angled downward from the respective [upper edge of said blanket] inner portions to the respective outer portions of the first and second blanket flaps, and

[b] the lower edges of said [right] first and [left] second blanket flaps are [in alignment with the respective lower edge of said blanket] generally aligned and generally

parallel, wherein the [right] *first* and [left] *second* blanket flaps *each* terminate at an outer edge configured as an off-centered radiused apex.

17. The swaddling blanket and pouch combination as specified in claim 3 wherein said swaddling blanket [is made 5 of] *comprises* a material that is selected from the group consisting of wool, cotton, and waterproof nylon.

18. *The swaddling blanket and pouch combination as specified in claim 1 wherein one of the first and second blanket flaps has a lateral length that is less than the lateral length 10 of the other of the first and second blanket flaps.*

19. *The swaddling blanket and pouch combination as specified in claim 2 wherein the infant head cover is configured to be removably attached near the open end of the pouch with one or more fasteners. 15*

20. *The swaddling blanket and pouch combination as specified in claim 2 wherein the infant head cover is configured to be removably attached to the blanket with one or more fasteners.*

21. *The swaddling blanket and pouch combination as 20 specified in claim 1, the recloseable portion further extending along a segment of a second side of the pouch.*

22. *The swaddling blanket and pouch combination as specified in claim 2, the recloseable portion further extending along a segment of a second side of the pouch. 25*

* * * * *

UNITED STATES PATENT AND TRADEMARK OFFICE
CERTIFICATE OF CORRECTION

PATENT NO. : RE45,903 E
APPLICATION NO. : 13/571009
DATED : March 1, 2016
INVENTOR(S) : Hindi R. Zeidman

Page 1 of 1

It is certified that error appears in the above-identified patent and that said Letters Patent is hereby corrected as shown below:

In the Specification

In Column 6 at Lines 7-10, after “95.” delete “FIG. 6, is also shown a closeable lower end 78 and sides 82 and 84 that are closeable by either hook and loop fasteners 88, male/female detents 90, buttons 92, a zipper 94 and a drawstring 95.”.

In the Claims

In Column 9 at Line 6, in Claim 3, change “and and” to --and--.

Signed and Sealed this
Thirtieth Day of May, 2017

A handwritten signature in black ink, reading "Michelle K. Lee". The signature is fluid and cursive, with the first letters of each name being capitalized and prominent.

Michelle K. Lee
Director of the United States Patent and Trademark Office

UNITED STATES PATENT AND TRADEMARK OFFICE
CERTIFICATE OF CORRECTION

PATENT NO. : RE45,903 E
APPLICATION NO. : 13/571009
DATED : March 1, 2016
INVENTOR(S) : Zeidman

Page 1 of 1

It is certified that error appears in the above-identified patent and that said Letters Patent is hereby corrected as shown below:

Column 1, Line 11, above the heading, "TECHNICAL FIELD" insert: -- Notice: More than one reissue application has been filed for the reissue of U.S. Patent No. 7,774,875. The reissue applications are U.S. Reissue Patent Application Serial No. 15/056,928, filed on 02/29/2016, which is a continuation reissue application of U.S. Reissue Patent Application No. 13/571,009, (the present application), filed on 08/09/2012, now U.S. Patent No. RE45,903 E. --

Signed and Sealed this
Eighth Day of August, 2017



Joseph Matal
*Performing the Functions and Duties of the
Under Secretary of Commerce for Intellectual Property and
Director of the United States Patent and Trademark Office*

UNITED STATES PATENT AND TRADEMARK OFFICE
CERTIFICATE OF CORRECTION

PATENT NO. : RE45,903 E
APPLICATION NO. : 13/571009
DATED : March 1, 2016
INVENTOR(S) : Zeidman

Page 1 of 1

It is certified that error appears in the above-identified patent and that said Letters Patent is hereby corrected as shown below:

In the Specification

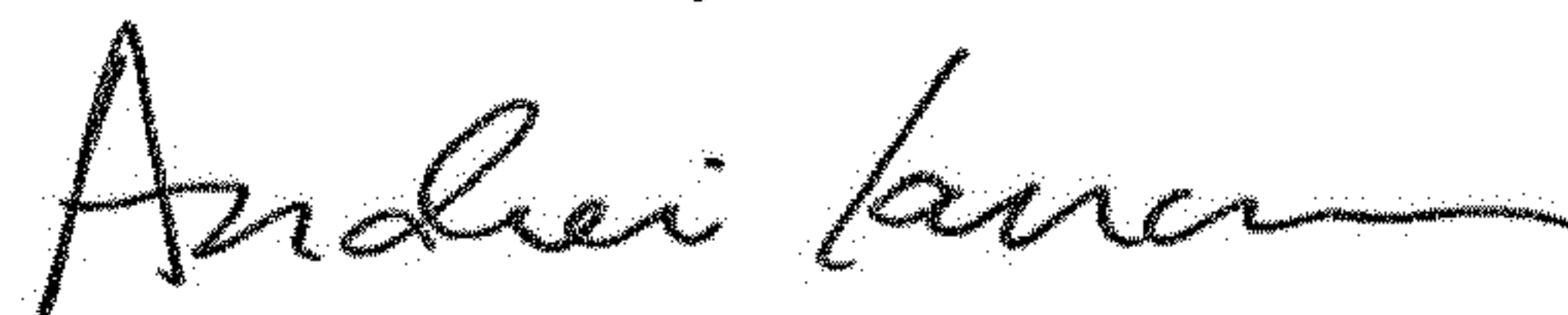
At Column 1, above the heading "TECHNICAL FIELD," at Line 11 (approx.), insert the following:

--CROSS-REFERENCE TO RELATED APPLICATIONS

NOTICE: More than one reissue application has been filed for the reissue of U.S. Patent No. 7,774,875 B1. The reissue applications are U.S. Reissue Patent Application Serial No. 16/739,773, filed on January 10, 2020, which is a continuation reissue application of U.S. Reissue Patent Application Serial No. 15/722,880, filed on October 2, 2017, now U.S. Reissue Patent No. RE47,809 E, issued January 14, 2020, which is a continuation reissue application of U.S. Reissue Patent Application Serial No. 15/056,928, filed on February 29, 2016, now U.S. Reissue Patent No. RE46,611 E, issued November 21, 2017, which is a continuation reissue application of U.S. Reissue Patent Application Serial No. 13/571,009 (the present application), filed on August 9, 2012, now U.S. Reissue Patent No. RE45,903 E, issued March 1, 2016, which is a reissue application of U.S. Patent Application Serial No. 12/381,131, filed on March 6, 2009, now U.S. Patent No. 7,774,875 B1, issued August 17, 2010.--

This certificate supersedes the Certificate of Correction issued August 8, 2017.

Signed and Sealed this
Twentieth Day of October, 2020



Andrei Iancu
Director of the United States Patent and Trademark Office