

US00RE45709E

(19) **United States**
(12) **Reissued Patent**
Lehmann

(10) **Patent Number:** **US RE45,709 E**
(45) **Date of Reissued Patent:** **Oct. 6, 2015**

(54) **BUSINESS HANGER**
(71) Applicant: **Pathway IP SARL**, Luxembourg (LU)
(72) Inventor: **Andreas Lehmann**, Uitikon Waldegg (CH)
(73) Assignee: **Pathway IP SARL**, Luxembourg (LU)
(21) Appl. No.: **29/474,604**
(22) Filed: **Nov. 19, 2014**

5,427,230 A * 6/1995 Mattox 206/6.1
D385,419 S * 10/1997 Ibigbami D3/283
D387,929 S * 12/1997 Stewart D6/513
D402,840 S * 12/1998 Servis D6/553
D410,120 S * 5/1999 Norman et al. D32/36
D429,897 S * 8/2000 Rogman et al. D6/571
6,874,624 B2 * 4/2005 Redzisz 206/278
D544,274 S * 6/2007 Hume D6/553
7,389,868 B2 * 6/2008 Lewand et al. 206/6.1
D627,163 S * 11/2010 Kittrell D3/283

* cited by examiner

Primary Examiner — Phillip S Hyder
(74) *Attorney, Agent, or Firm* — Wood, Herron & Evans, LLP

Related U.S. Patent Documents

Reissue of:
(64) Patent No.: **Des. 714,568**
Issued: **Oct. 7, 2014**
Appl. No.: **29/480,086**
Filed: **Jan. 23, 2014**

(57) **CLAIM**
The ornamental design for a business hanger, as shown and described.

(30) **Foreign Application Priority Data**
Oct. 10, 2013 (WO) 767320301
(51) **LOC (10) Cl.** **06-06**
(52) **U.S. Cl.**
USPC **D6/516; D3/293**
(58) **Field of Classification Search**
USPC D3/293, 278; D6/512, 513, 524, 525, D6/553
CPC A47F 7/02; A45C 7/0095; A45C 11/16; A47G 1/12
See application file for complete search history.


DESCRIPTION

FIG. 1 is a front perspective view of a business hanger of the present invention;
FIG. 2 is a front view of FIG. 1 of the present invention;
FIG. 3 is a left side view of FIG. 1 of the present invention. The right side view is a mirror image thereof;
FIG. 4 is a top view of FIG. 1 of the present invention;
FIG. 5 is a bottom view of FIG. 1 of the present invention;
FIG. 6 is [is] a rear view of FIG. 1 of the present invention;
FIG. 7 is a perspective view of a business hanger of the present invention in an alternative position with the screen rolled up; and,
FIG. 8 is a front view of FIG. 7 of the present invention showing the screen rolled up.

(56) **References Cited**
U.S. PATENT DOCUMENTS
4,401,219 A * 8/1983 Mink D6/513
D320,131 S * 9/1991 Pereyra et al. D6/513
D321,789 S * 11/1991 Martorella D3/293
5,209,344 A * 5/1993 Smith D6/513
D352,697 S * 11/1994 Johnson D12/414.1

1 Claim, 6 Drawing Sheets

Matter enclosed in heavy brackets [] appears in the original patent but forms no part of this reissue; matter printed in italics indicates the additions made by reissue.






FIG. 1




FIG. 2



FIG. 3



FIG. 4



FIG. 5




FIG. 6




FIG. 7

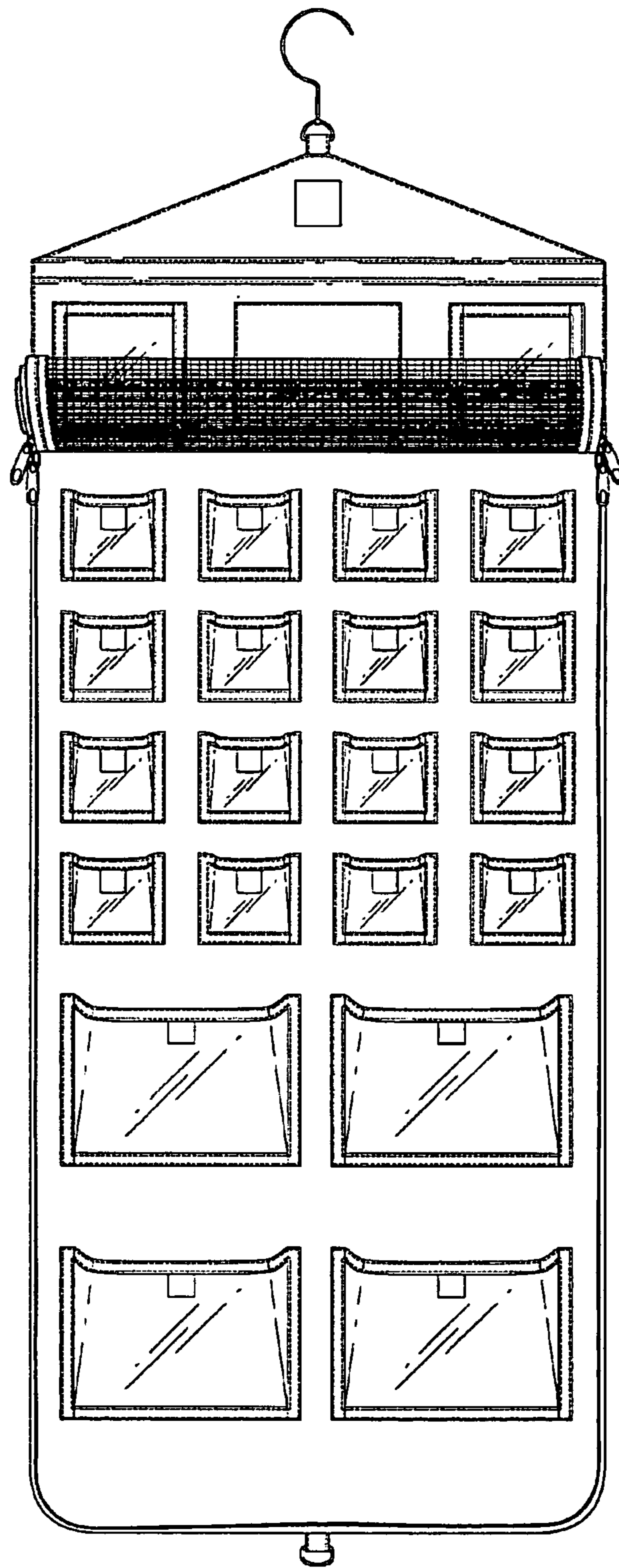


FIG. 8