



US00RE45533E

(19) **United States**  
(12) **Reissued Patent**  
**Cohen**

(10) **Patent Number:** **US RE45,533 E**  
(45) **Date of Reissued Patent:** **Jun. 2, 2015**

(54) **CLOTHING HANGER**  
(75) Inventor: **Samuel V. Cohen**, Brooklyn, NY (US)  
(73) Assignee: **Wiesner Products Inc.**, New York, NY (US)  
(21) Appl. No.: **29/427,344**  
(22) Filed: **Jul. 17, 2012**

D501,093 S \* 1/2005 Barre et al. .... D6/319  
D502,006 S \* 2/2005 Abdi ..... D6/317  
D507,705 S \* 7/2005 Abdi et al. .... D6/319  
D568,620 S \* 5/2008 Wong ..... D6/319  
7,398,902 B1 \* 7/2008 Sutton ..... 223/85  
D597,749 S \* 8/2009 Heroux ..... D6/319  
D624,324 S \* 9/2010 Fort et al. .... D6/319  
2005/0139625 A1 \* 6/2005 Gouldson ..... 223/85

\* cited by examiner

*Primary Examiner* — Phillip S Hyder

(74) *Attorney, Agent, or Firm* — Andrew S. Langsam; Pryor Cashman LLP

**Related U.S. Patent Documents**

Reissue of:

(64) Patent No.: **Des. 640,876**  
Issued: **Jul. 5, 2011**  
Appl. No.: **29/380,462**  
Filed: **Dec. 6, 2010**

(51) **LOC (10) Cl.** ..... **06-08**  
(52) **U.S. Cl.**  
USPC ..... **D6/319**

(58) **Field of Classification Search**  
USPC ..... D6/316, 317, 318, 319; 211/13.1, 85.3,  
211/86.01, 181.1, 183; 223/85, 86, 87, 88,  
223/89, 90, 91, 92, 93, 94, 95, 96, 97, 98,  
223/99

See application file for complete search history.

(56) **References Cited**

**U.S. PATENT DOCUMENTS**

3,733,016 A \* 5/1973 Rood ..... 223/86  
D269,238 S \* 6/1983 Bisk et al. .... D6/317  
D318,573 S \* 7/1991 Abdi ..... D6/317  
D365,447 S \* 12/1995 North ..... D6/317  
D408,156 S \* 4/1999 Eiley et al. .... D6/317  
D419,310 S \* 1/2000 Abdi ..... D6/317  
6,085,950 A \* 7/2000 Gouldson et al. .... 223/85  
D498,933 S \* 11/2004 Abdi ..... D6/317  
D499,560 S \* 12/2004 Abdi et al. .... D6/319

(57) **CLAIM**

The ornamental design for clothing hanger, as shown and described.

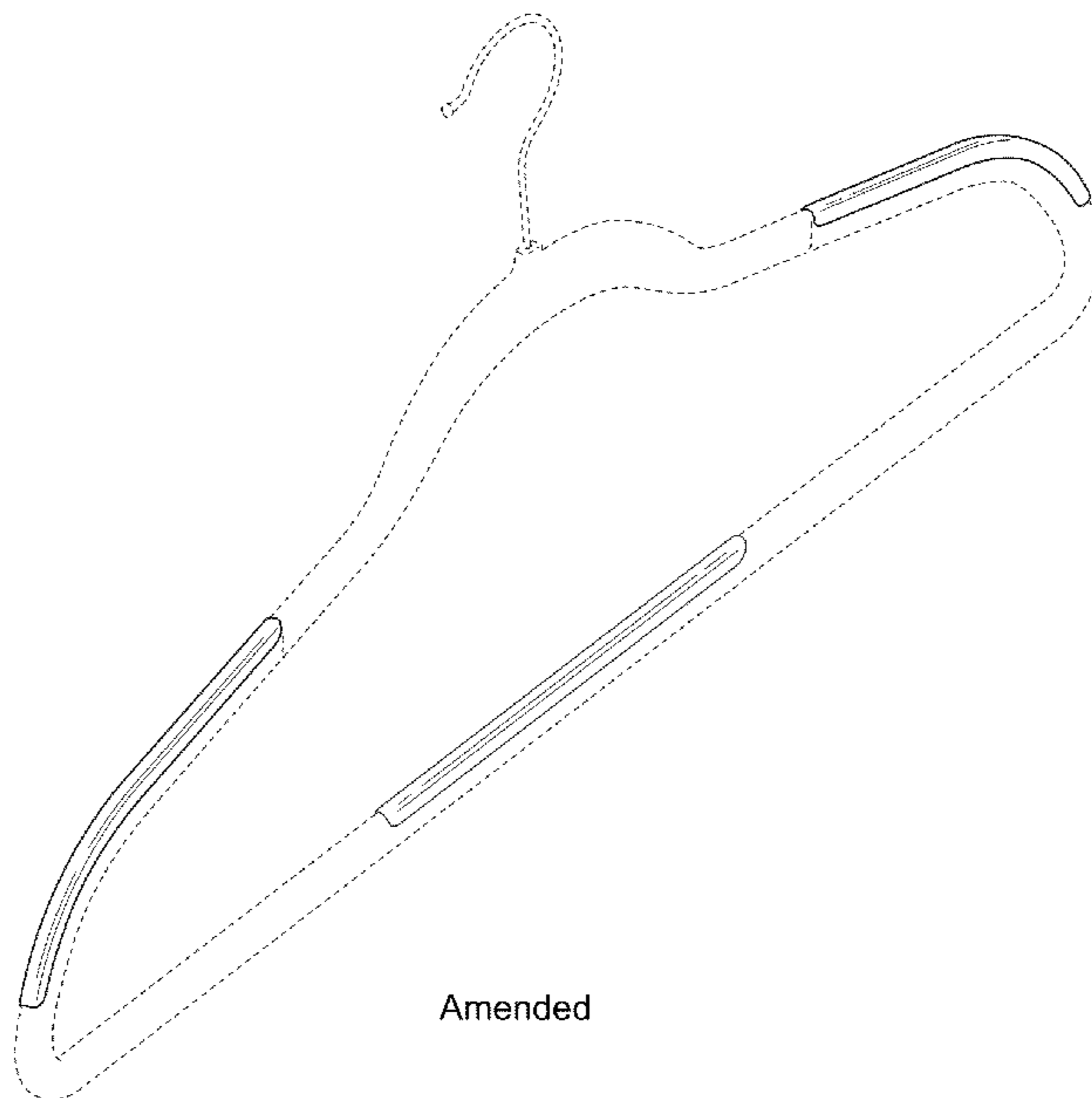
**DESCRIPTION**

FIG. 1 is a perspective view of a clothing hanger showing my new design;  
FIG. 2 is a front elevational view thereof;  
FIG. 3 is a rear elevational view thereof;  
FIG. 4 is a top plan view thereof;  
FIG. 5 is a bottom plan view thereof;  
FIG. 6 is a left side elevational view thereof; and,  
FIG. 7 is a right side *elevational* view thereof.

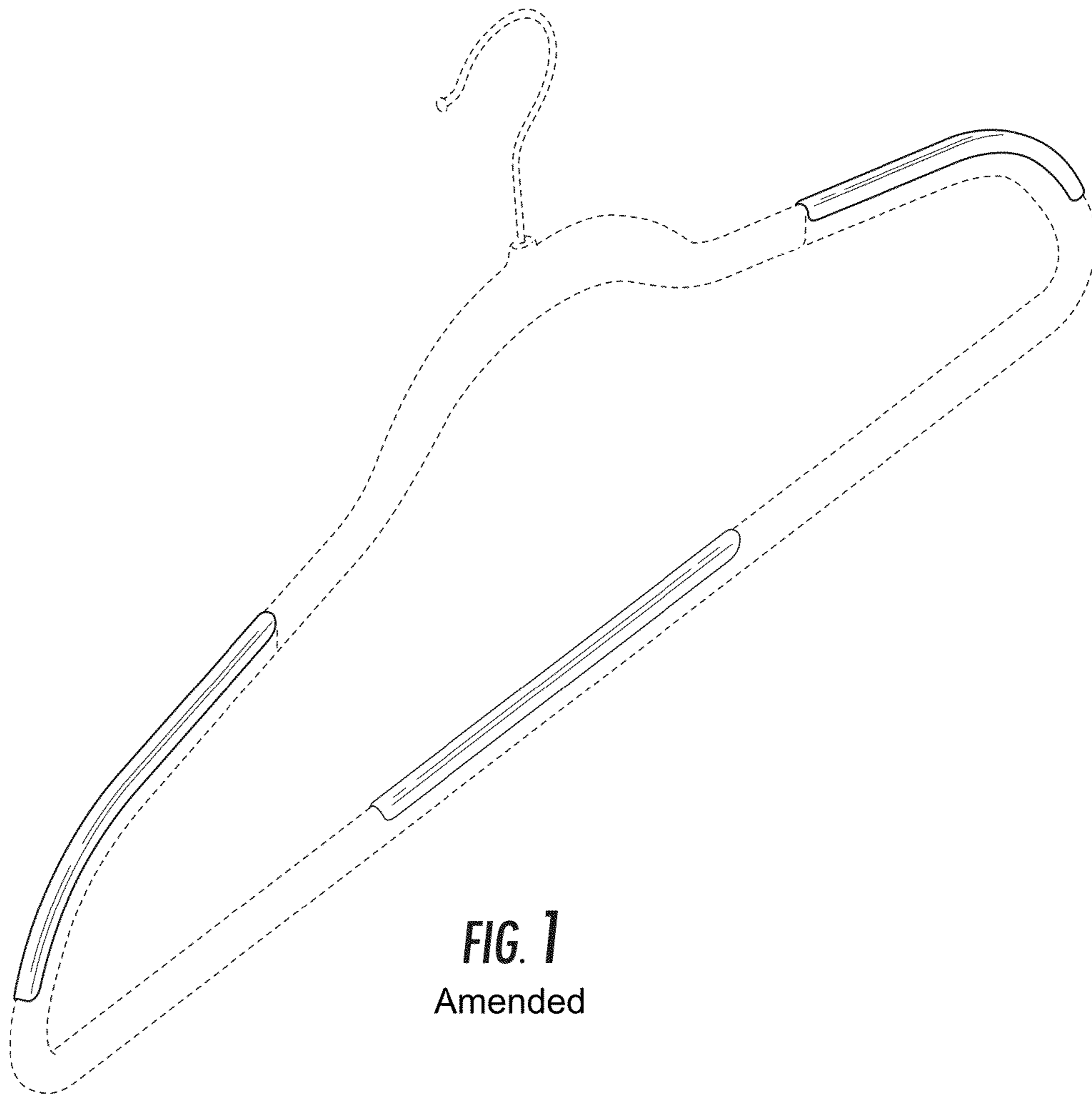
*The subject matter shown in broken line form depict portions of the clothing hanger in which the design is embodied that are not considered part of the claimed design.*

**1 Claim, 5 Drawing Sheets**

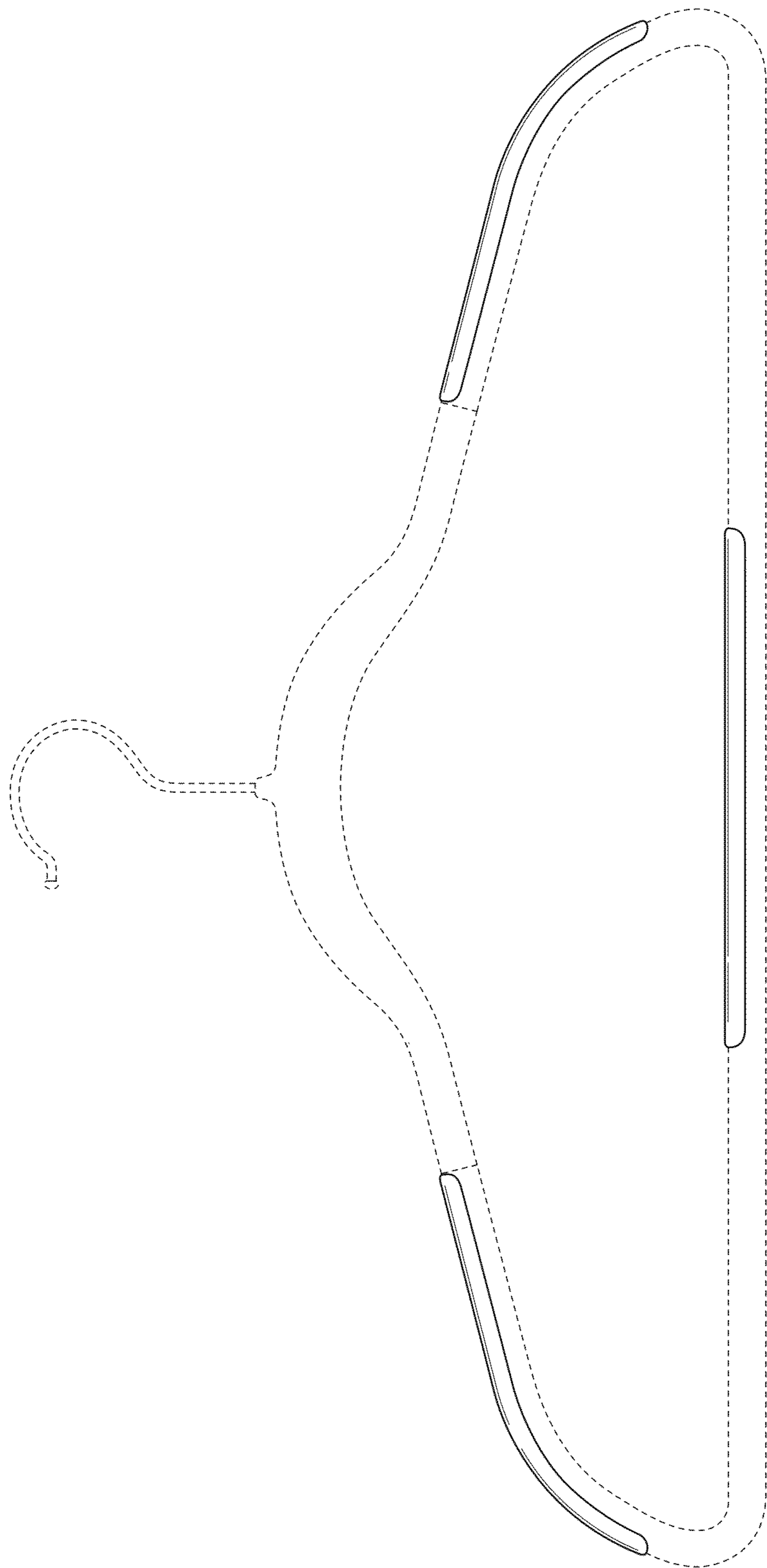
**Matter enclosed in heavy brackets [ ] appears in the original patent but forms no part of this reissue; matter printed in italics indicates the additions made by reissue.**



Amended

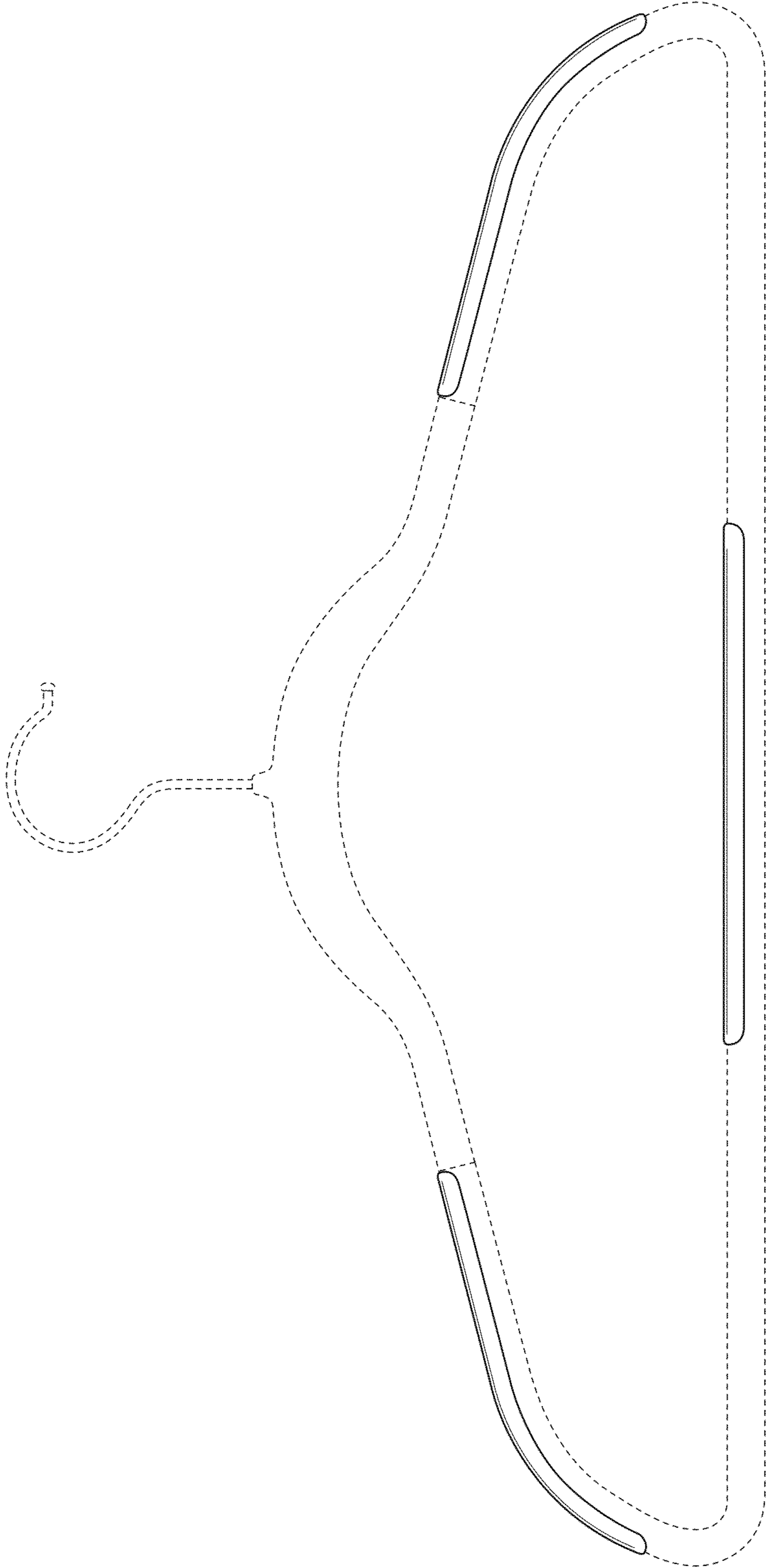


**FIG. 1**  
Amended



**FIG. 2**

Amended



**FIG. 3**  
Amended



**FIG. 4**

Amended




**FIG. 5**

Amended



**FIG. 6**  
Amended



**FIG. 7**  
Amended