



US00RE44900E

(19) **United States**
(12) **Reissued Patent**
Goetz et al.

(10) **Patent Number:** **US RE44,900 E**
(45) **Date of Reissued Patent:** **May 20, 2014**

(54) **BOTTLE**
(75) Inventors: **Vernon N. Goetz**, Villa Hills, KY (US);
Sunil S. Shah, York, PA (US); **Sheldon**
E. Yourist, York, PA (US); **Eric**
Ungrady, Mt. Wolf, PA (US)
(73) Assignee: **SD IP Holdings Company**, Cincinnati,
OH (US)
(21) Appl. No.: **29/375,923**
(22) Filed: **Sep. 29, 2010**

D380,158 S * 6/1997 Olivares et al. D9/541
D413,265 S * 8/1999 Hestehave et al. D9/541
D462,274 S * 9/2002 Potts et al. D9/558
D468,212 S * 1/2003 Wasson et al. D9/541
D468,645 S * 1/2003 Nelson et al. D9/560
D478,289 S * 8/2003 Dean et al. D9/542
D488,060 S * 4/2004 Yourist D9/560 X
D502,403 S * 3/2005 Chirico D9/542
D507,489 S * 7/2005 Chirico D9/542
D521,390 S * 5/2006 Andoh D9/542
D523,755 S * 6/2006 Considine et al. D9/560
D542,668 S * 5/2007 Arthur et al. D9/560
D542,669 S * 5/2007 Arthur et al. D9/560
D564,890 S * 3/2008 Coley et al. D9/541
D568,170 S * 5/2008 Prini D9/542 X
D598,774 S * 8/2009 Schlies et al. D9/541

Related U.S. Patent Documents

Reissue of:

(64) Patent No.: **Des. 577,592**
Issued: **Sep. 30, 2008**
Appl. No.: **29/266,588**
Filed: **Sep. 25, 2006**

(51) **LOC (10) Cl.** **09-01**
(52) **U.S. Cl.**
USPC **D9/541; D9/542; D9/560**
(58) **Field of Classification Search**
USPC **D9/530, 541-542, 546, 549, 553, 558,**
D9/560, 566, 569, 572-574, 686-687, 694
See application file for complete search history.

(56) **References Cited**

U.S. PATENT DOCUMENTS

D46,285 S * 8/1914 Mackenzie D9/560 X
D141,569 S * 6/1945 Adlerbert D9/541
D178,273 S * 7/1956 Blunt D9/541
D178,274 S * 7/1956 Blunt D9/560 X
D275,455 S * 9/1984 Glaser D9/560
D345,506 S * 3/1994 Potts et al. D9/572 X
D353,542 S * 12/1994 Beaver D9/541

* cited by examiner

Primary Examiner — Phillip S Hyder
(74) *Attorney, Agent, or Firm* — McDermott Will & Emery
LLP

(57) **CLAIM**

The ornamental design for a bottle, as shown and described.

DESCRIPTION

FIG. 1 is a perspective view of the new design of the present invention;
FIG. 2 is a front elevational view thereof;
FIG. 3 is a top plan view thereof; and,
FIG. 4 is a bottom plan view thereof.
The broken lines shown in the drawings are for environmental purposes only and form no part of the claimed design.

1 Claim, 2 Drawing Sheets

Matter enclosed in heavy brackets [] appears in the original patent but forms no part of this reissue; matter printed in italics indicates the additions made by reissue.

(Amended)

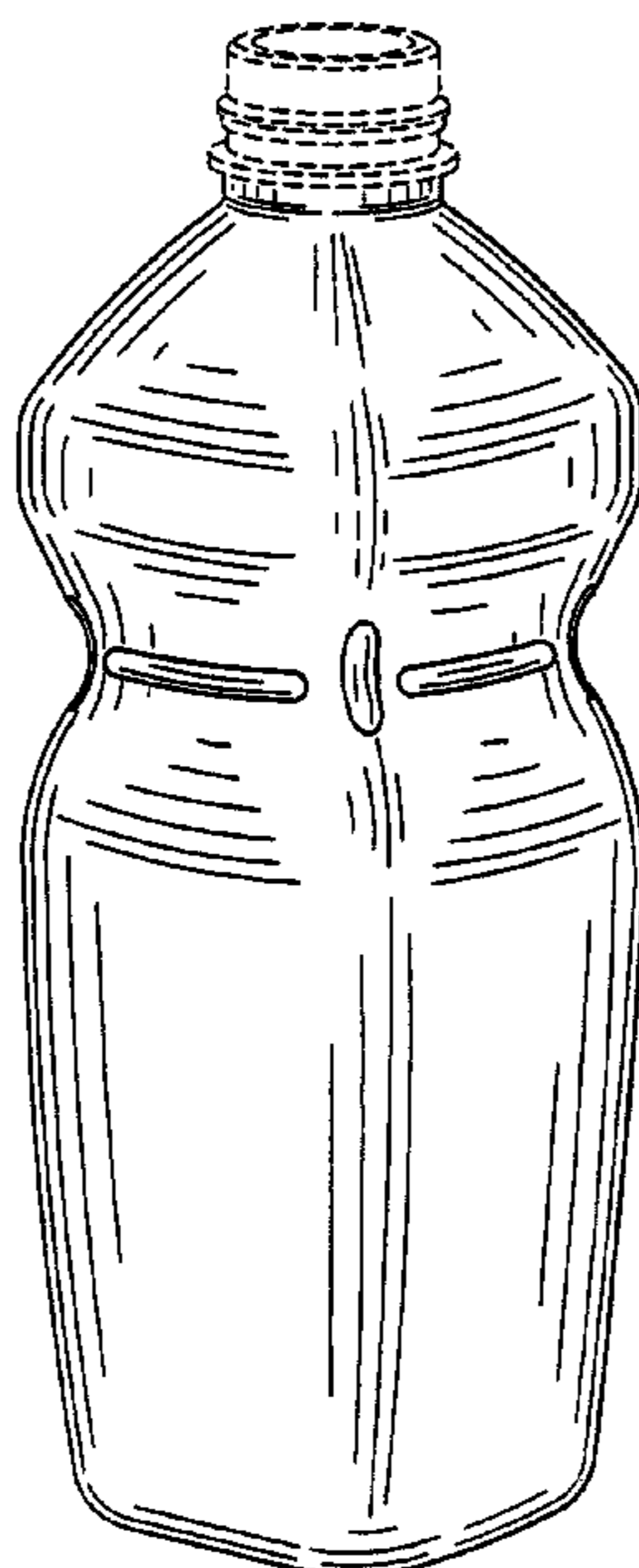


FIG. 1
(Amended)

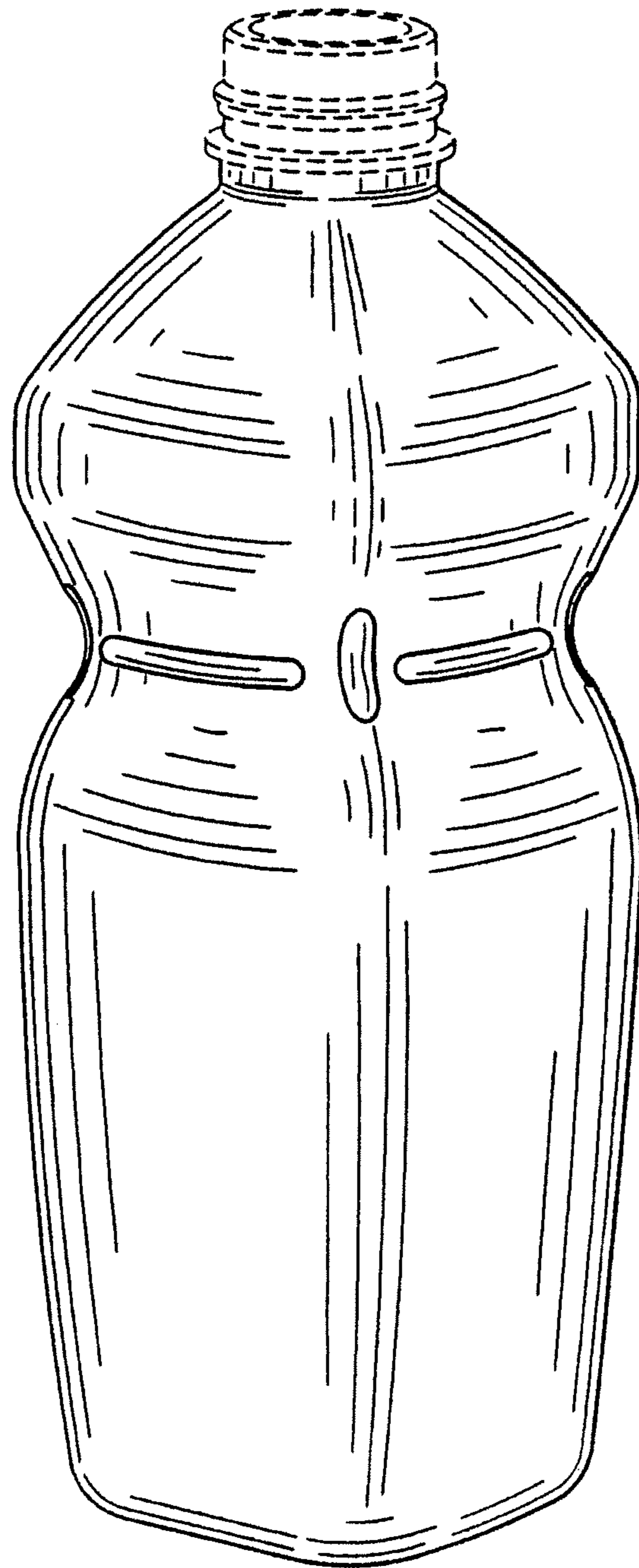


FIG. 2

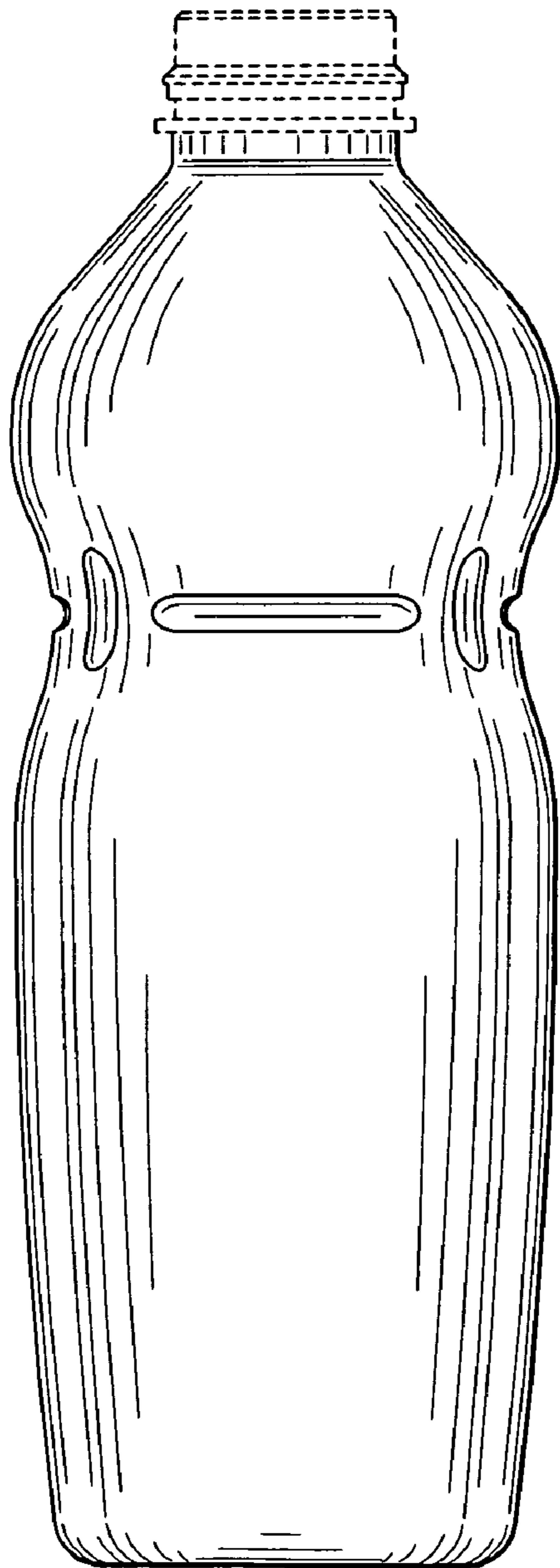


FIG. 3

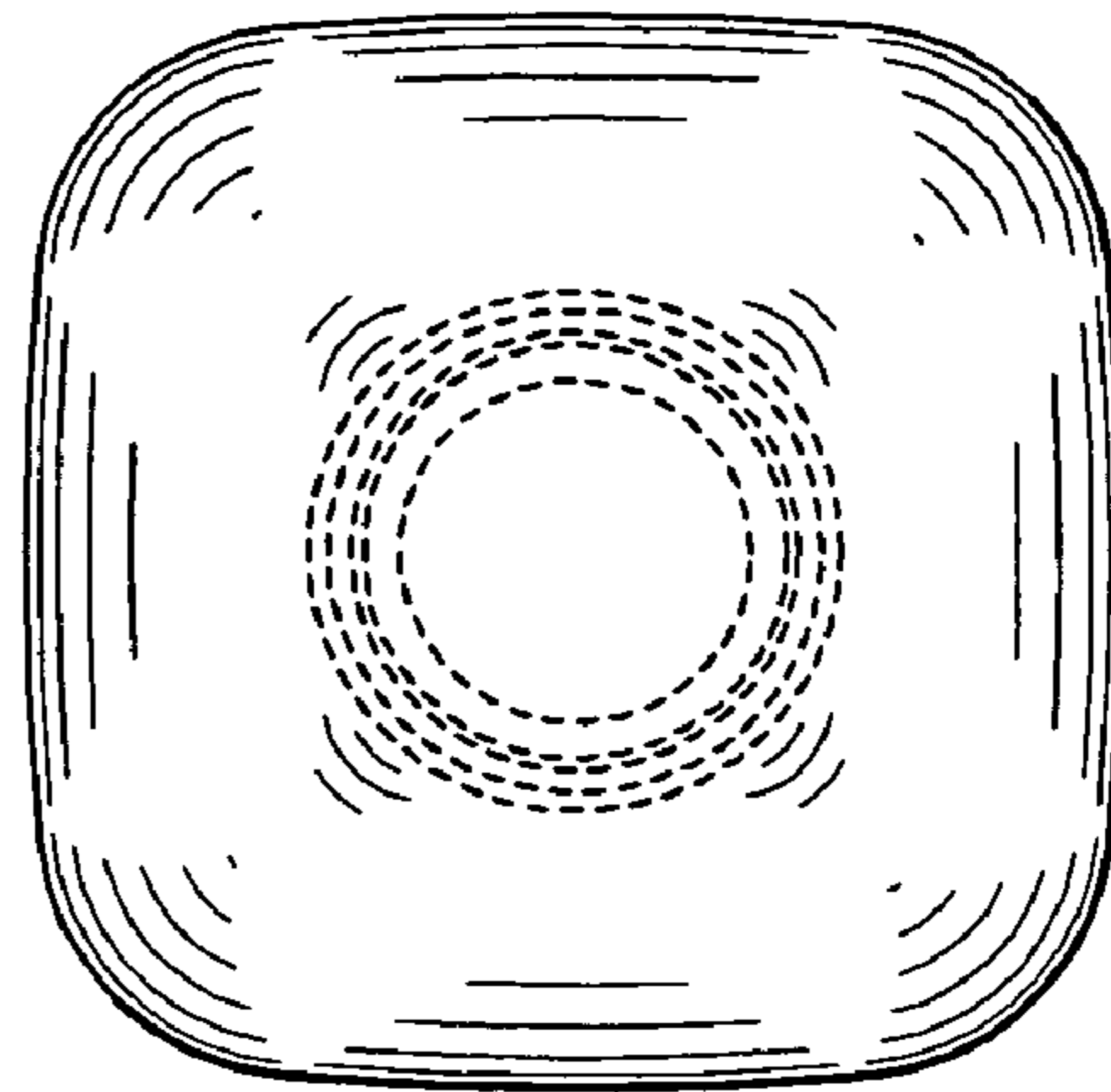


FIG. 4

