



US00RE44893E

(19) **United States**  
(12) **Reissued Patent**  
**Raghavendran et al.**

(10) **Patent Number:** **US RE44,893 E**  
(45) **Date of Reissued Patent:** **May 13, 2014**

(54) **FIBER REINFORCED THERMOPLASTIC SHEETS WITH SURFACE COVERINGS**  
  
(75) Inventors: **Venkat Krishna Raghavendran**, Greer, SC (US); **Thomas Arnold Ebeling**, Forest, VA (US)  
  
(73) Assignee: **Hanwha Azdel, Inc.**, Forest, VA (US)  
  
(21) Appl. No.: **13/427,131**  
  
(22) Filed: **Mar. 22, 2012**

**Related U.S. Patent Documents**

Reissue of:

(64) Patent No.: **7,682,697**  
Issued: **Mar. 23, 2010**  
Appl. No.: **11/441,709**  
Filed: **May 26, 2006**

U.S. Applications:

(63) Continuation-in-part of application No. 10/810,739, filed on Mar. 26, 2004, now Pat. No. 7,244,501.

(51) **Int. Cl.**  
**B32B 27/36** (2006.01)  
**B32B 27/38** (2006.01)

(52) **U.S. Cl.**  
USPC ..... **428/412**

(58) **Field of Classification Search**  
USPC ..... 156/62.4, 62.8; 264/138, 255, 299, 308; 428/292.1, 319, 411.1  
See application file for complete search history.

(56) **References Cited**

**U.S. PATENT DOCUMENTS**

1,707,008 A 5/1929 Havemeyer  
2,815,979 A 12/1957 Seymour  
2,976,577 A 3/1961 Gould  
3,022,210 A 2/1962 Phillips  
3,179,782 A 4/1965 Matvay  
3,437,550 A 4/1969 Paul  
3,484,223 A 12/1969 Vanderbilt  
3,627,603 A 12/1971 Greig  
3,639,157 A 2/1972 Winckler  
3,639,424 A 2/1972 Gray  
3,684,645 A 8/1972 Temple  
3,713,962 A 1/1973 Ackley  
3,716,449 A 2/1973 Gatward  
3,779,592 A 12/1973 Goize  
3,809,420 A 5/1974 Weller  
3,849,241 A 11/1974 Butin  
3,850,723 A 11/1974 Ackley  
3,853,808 A 12/1974 Sishikawa  
3,857,813 A 12/1974 Stain  
3,865,661 A 2/1975 Hata  
3,871,952 A 3/1975 Robertson  
3,883,333 A 5/1975 Ackley  
4,044,188 A 8/1977 Segal

4,052,241 A 10/1977 Walter  
4,098,943 A 7/1978 Degginger  
4,172,293 A 10/1979 Vistins  
4,178,411 A 12/1979 Cogswell  
4,201,823 A 5/1980 Russell  
4,208,069 A 6/1980 Huber  
4,211,590 A 7/1980 Steward  
4,235,952 A 11/1980 Holmes  
4,248,935 A 2/1981 Temple  
4,263,082 A 4/1981 Temple  
4,277,531 A 7/1981 Picone  
4,278,720 A 7/1981 Shannon  
4,285,767 A 8/1981 Page  
4,335,176 A 6/1982 Baumann  
4,341,877 A 7/1982 Das  
4,358,501 A 11/1982 Temple  
4,366,204 A 12/1982 Briggs  
4,369,234 A 1/1983 Baumann  
4,379,801 A 4/1983 Weaver  
4,379,802 A 4/1983 Weaver  
4,390,384 A 6/1983 Turner  
4,412,854 A 11/1983 Layden  
4,413,085 A 11/1983 Temple  
4,423,000 A 12/1983 Teraoka  
4,457,547 A 7/1984 Sekiyama  
4,464,432 A 8/1984 Dost  
4,469,543 A 9/1984 Segal  
4,476,183 A 10/1984 Holtrop  
4,482,180 A 11/1984 Huber  
4,495,238 A 1/1985 Adiletta  
4,508,499 A 4/1985 Spengler  
4,519,766 A 5/1985 Spengler  
4,529,641 A 7/1985 Holtrop  
4,543,288 A 9/1985 Radvan

(Continued)

**FOREIGN PATENT DOCUMENTS**

AU 661949 8/1993  
CA 842919 5/1970

(Continued)

**OTHER PUBLICATIONS**

U.S. Appl. No. 11/437,997, filed May 19, 2006.  
U.S. Appl. No. 13/416,617, filed Mar. 9, 2013.  
U.S. Appl. No. 11/893,613, filed Oct. 22, 2007.  
High Performance SuperLite Sheet, Disclosed Anonymously, IP.com, Aug. 2, 2002, 8 pgs.  
Azdel Superlite Sheet—Technical Guide Part 1, Disclosed Anonymously, IP.com, Aug. 5, 2002, 21 pgs.  
Azdel Superlite Sheet—Commercial Guide Part 1, Disclosed Anonymously, IP.com, Aug. 5, 2002, 8 pgs.  
Azdel Superlite Sheet—Processing Guides, Disclosed Anonymously, IP.com, Aug. 6, 2002, 3 pgs.  
Azdel Superlite Sheet—Technical Guide Part 2, Disclosed Anonymously, IP.com, Aug. 5, 2002, 32 pgs.  
European Search Report; Aug. 13, 2008; 13 pages.

(Continued)

*Primary Examiner* — Terressa Boykin  
(74) *Attorney, Agent, or Firm* — Rhodes IP PLC; Christopher R Rhodes

(57) **ABSTRACT**

A composite sheet material in one embodiment includes a porous core layer. The porous core layer includes a thermoplastic polymer, about 20 weight percent to about 80 weight percent of reinforcing fibers based on a total weight of the porous core layer, and an effective amount of a flame retardant agent.

**43 Claims, 2 Drawing Sheets**

(56)

## References Cited

## U.S. PATENT DOCUMENTS

4,579,774 A	4/1986	Kuwazuru	5,300,360 A	4/1994	Kocsis
4,586,739 A	5/1986	Loren	5,306,739 A	4/1994	Lucey
4,587,278 A	5/1986	Dotzauer	5,316,834 A	5/1994	Matsuda
4,612,238 A	9/1986	Della Vecchia	5,322,724 A	6/1994	Levens
4,615,717 A	10/1986	Neubauer	5,338,059 A	8/1994	Inoue
4,616,866 A	10/1986	Loren	5,342,463 A	8/1994	Addeo
4,634,483 A	1/1987	Spengler	5,344,866 A	9/1994	Hall
4,635,984 A	1/1987	Loren	5,348,798 A	9/1994	Berghuis
4,637,951 A	1/1987	Gill	5,354,829 A	10/1994	Swisher
4,663,369 A	5/1987	Kawai	5,376,701 A	12/1994	Chow
4,670,331 A	6/1987	Radvan	5,387,382 A	2/1995	Fottinger
4,670,343 A	6/1987	Makino	5,403,654 A	4/1995	Muto
4,671,550 A	6/1987	Molnar	5,413,661 A	5/1995	Spengler
4,681,798 A	7/1987	Gill	5,437,919 A	8/1995	Welich
4,692,375 A	9/1987	Neubauer	5,464,585 A	11/1995	Fitzgibbon
4,694,031 A	9/1987	Morita	5,470,658 A	11/1995	Gasca
4,704,423 A	11/1987	Iwanami	5,484,653 A	1/1996	Kennedy
4,713,283 A	12/1987	Cogswell	5,486,256 A	1/1996	Romesberg
4,714,650 A	12/1987	Obayashi	5,502,088 A	3/1996	Hododi
4,717,143 A	1/1988	Spengler	5,503,903 A	4/1996	Bainbridge
4,734,321 A	3/1988	Radvan	5,529,742 A	6/1996	Strapazzini
4,741,945 A	5/1988	Brant	5,536,556 A	7/1996	Juriga
4,749,613 A	6/1988	Yamada	5,540,986 A	7/1996	Kimura
4,755,575 A	7/1988	Domeier	5,549,776 A	8/1996	Juriga
4,762,352 A	8/1988	Enomoto	5,565,259 A	10/1996	Juriga
4,762,643 A	8/1988	Bohrn	5,576,080 A	11/1996	Sugimoto
4,762,750 A	8/1988	Girgis	5,582,906 A	12/1996	Romesberg
4,767,321 A	8/1988	Chilva	5,591,289 A	1/1997	Souders
4,775,725 A	10/1988	Depasquale	5,614,285 A	3/1997	Gardill
4,778,722 A	10/1988	Yamamura	5,627,226 A	5/1997	Lustiger
4,793,802 A	12/1988	Chilva	5,635,129 A	6/1997	Breezer
4,802,843 A	2/1989	Chilva	5,639,324 A	6/1997	Biggs
4,804,577 A	2/1989	Hazelton	5,641,554 A	6/1997	Koizumi
4,828,910 A	5/1989	Haussling	5,643,989 A	7/1997	Van de Grampel
4,840,832 A	6/1989	Weinle	5,685,560 A	11/1997	Sugiyama
4,851,167 A	7/1989	Marc	5,709,925 A	1/1998	Spengler
4,882,229 A	11/1989	Hwo	5,718,791 A	2/1998	Spengler
4,892,780 A	1/1990	Cochran	5,775,726 A	7/1998	Timothy
4,913,774 A	4/1990	Goguelin	5,780,519 A	7/1998	Imoto
4,923,547 A	5/1990	Yamaji	5,795,015 A	8/1998	Corpe
4,924,224 A	5/1990	Suniszek	5,800,749 A	9/1998	Lewit
4,925,615 A	5/1990	Willis	5,800,846 A	9/1998	Hart
4,940,629 A	7/1990	Weber	5,804,511 A	9/1998	Kelman
4,943,607 A	7/1990	Tanisake	5,817,408 A	10/1998	Orimo
4,944,843 A	7/1990	Wallace	5,839,752 A	11/1998	Yamasaki
4,950,532 A	8/1990	Das	5,840,812 A	11/1998	Schultze
4,951,986 A	8/1990	Hanafusa	5,845,929 A	12/1998	Schlett
4,952,448 A	8/1990	Bullock	5,853,628 A	12/1998	Varona
4,963,603 A	10/1990	Felegi	5,854,149 A	12/1998	Nagayama
4,978,489 A	12/1990	Radvan	5,866,051 A	2/1999	Lin
4,983,247 A	1/1991	Kim	5,879,608 A	3/1999	Lammeck
5,002,830 A	3/1991	Gillis	5,883,021 A	3/1999	Beer
5,009,747 A	4/1991	Viazmensky	5,885,691 A	3/1999	Breezer
5,030,682 A	7/1991	Nomura	5,888,435 A	3/1999	Mueller
5,043,368 A	8/1991	Minnick	5,908,524 A	6/1999	Masui
5,092,952 A	3/1992	Minnick	5,910,458 A	6/1999	Beer
5,093,171 A	3/1992	Sheahan	5,914,163 A	6/1999	Browne
5,098,781 A	3/1992	Minnick	5,922,626 A	7/1999	Pelzer
5,115,077 A	5/1992	Matsuo	5,942,321 A	8/1999	Romesberg
5,122,398 A	6/1992	Seiler	5,952,089 A	9/1999	Namura
5,137,975 A	8/1992	Kelusky	5,972,444 A	10/1999	Patel
5,147,345 A	9/1992	Young	5,976,451 A	11/1999	Skaja
5,151,320 A	9/1992	Homonoff	5,979,931 A	11/1999	Totani
5,165,990 A	11/1992	Nakano	5,981,046 A	11/1999	Masui
5,175,198 A	12/1992	Minnick	5,985,429 A	11/1999	Plummer
5,180,628 A	1/1993	Haardt	6,007,898 A	12/1999	Kim
5,186,777 A	2/1993	Perenon	6,018,927 A	2/2000	Major
5,188,778 A	2/1993	Jeffs	6,042,140 A	3/2000	Blazaitis
5,219,913 A	6/1993	Tomatsu	6,042,141 A	3/2000	Welch
5,231,126 A	7/1993	Shi et al.	6,042,765 A	3/2000	Sugahara
5,246,538 A	9/1993	Johnson	6,062,635 A	5/2000	Learman
5,262,491 A	11/1993	Jain	6,099,055 A	8/2000	Hirota
5,267,827 A	12/1993	Provan	6,120,090 A	9/2000	Van Ert
5,269,574 A	12/1993	Bhutani	6,146,578 A	11/2000	Van Ert
5,288,555 A	2/1994	Exxon	6,150,287 A	11/2000	Boyd
			6,203,304 B1	3/2001	Lopez Tonazzi
			6,214,456 B1	4/2001	Boyd
			6,238,518 B1	5/2001	Rokman
			6,286,879 B1	9/2001	Haque

(56)

**References Cited**

## U.S. PATENT DOCUMENTS

6,287,678	B1	9/2001	Spengler
6,293,045	B1	9/2001	Morgan
6,322,658	B1	11/2001	Byma
6,365,533	B1	4/2002	Horner
6,368,702	B1	4/2002	Erickson
6,369,157	B1	4/2002	Winckler
6,420,047	B2	7/2002	Winckler
6,423,933	B2	7/2002	Nicholas
6,436,854	B1	8/2002	North
6,503,372	B1	1/2003	Rokman
6,565,712	B2	5/2003	Lindenfelser
6,572,723	B1	6/2003	Tilton
6,596,389	B1	7/2003	Hallett
6,610,904	B1	8/2003	Thomas
6,631,785	B2	10/2003	Khambete
6,639,009	B2	10/2003	Winckler
6,649,248	B1	11/2003	Schneider
6,652,021	B1	11/2003	Dykman
6,696,164	B2	2/2004	Clifford
6,702,914	B2	3/2004	North
6,762,138	B2	7/2004	Ferreira
6,774,068	B2	8/2004	Sung-Ho
6,808,576	B2	10/2004	Shimizu
6,815,053	B2	11/2004	Inoue
6,841,028	B2	1/2005	Tsukada
6,994,914	B2	2/2006	Winckler
7,047,668	B2	5/2006	Burris
7,060,217	B2	6/2006	Dunton
7,157,034	B2	1/2007	Bristow
7,236,348	B2	6/2007	Asano
7,244,501	B2	7/2007	Raghavendran
7,255,391	B2	8/2007	Bristow
7,318,498	B2	1/2008	Woodman
7,329,457	B2	2/2008	Renard
7,378,143	B2	5/2008	Schneider
7,431,980	B2	10/2008	Woodman
7,435,469	B2	10/2008	Maupetit
7,482,048	B2	1/2009	Boutghrit
7,629,278	B2	12/2009	Sabbagh
7,682,697	B2	3/2010	Raghavendran
7,695,815	B2	4/2010	Agarwal
7,759,267	B2	7/2010	Conover
7,845,265	B1	12/2010	Park
7,922,854	B2	4/2011	Sabbagh
7,972,685	B2	7/2011	Raghavendran
8,021,746	B2	9/2011	Chen
2001/0036788	A1	11/2001	Sandoe
2001/0037854	A1	11/2001	Byma
2002/0009936	A1	1/2002	North
2002/0017805	A1	2/2002	Carroll
2003/0008592	A1	1/2003	Block
2003/0134101	A1	7/2003	Kikuchi
2003/0138594	A1	7/2003	Lobovsky
2003/0164218	A1	9/2003	Brahm
2004/0002274	A1	1/2004	Tilton
2004/0081797	A1	4/2004	Simmons
2004/0112501	A1	6/2004	Dittmar
2004/0216949	A1	11/2004	Tompson
2004/0231915	A1	11/2004	Thompson
2004/0235377	A1	11/2004	Byma
2004/0254299	A1	12/2004	Lee
2005/0032452	A1	2/2005	Helwig
2005/0095415	A1	5/2005	Raghavendran
2005/0153120	A1	7/2005	Birrell
2005/0215698	A1	9/2005	Raghavendran
2005/0217932	A1	10/2005	Woodman
2006/0099393	A1	5/2006	Woodman
2006/0182947	A1	8/2006	Jerri
2006/0240242	A1	10/2006	Raghavendran
2006/0244170	A1	11/2006	Brentup
2007/0008869	A1	1/2007	Tsukamoto
2007/0196637	A1	8/2007	Good
2007/0238378	A1	10/2007	Conover
2007/0269644	A1	11/2007	Harper
2007/0269645	A1 *	11/2007	Raghavendran et al. .. 428/292.1

2007/0269654	A1	11/2007	Raghavendran
2008/0001429	A1	1/2008	Willis
2008/0008869	A1	1/2008	Good
2008/0032094	A1	2/2008	Raghavendran
2008/0070019	A1	3/2008	Good
2008/0233342	A1	9/2008	Birrell
2009/0011210	A1	1/2009	Gao
2009/0053458	A1	2/2009	Birrell
2009/0155522	A1	6/2009	Raghavendran
2010/0021718	A1	1/2010	Vos

## FOREIGN PATENT DOCUMENTS

CA	938391	12/1973
CA	1266540	3/1990
CA	2054975	11/1991
CA	2129453	8/1993
CA	1335740	5/1995
DE	1188279	3/1965
DE	2231637	2/1973
DE	2650096	10/1976
DE	2527781	12/1976
DE	3125987	1/1983
DE	9214896	12/1992
DE	69207432	5/1996
DE	19520477	12/1996
DE	20102194	5/2001
DE	20106096	6/2001
DE	10160442	8/2002
DE	20106096	U1 6/2006
EP	0001176	3/1979
EP	0056703	7/1982
EP	011104555	4/1984
EP	0148760	A2 7/1985
EP	0148763	7/1985
EP	0150931	8/1985
EP	0177961	4/1986
EP	0255316	2/1988
EP	0278409	8/1988
EP	0312414	4/1989
EP	0381857	8/1990
EP	0404303	12/1990
EP	0410678	1/1991
EP	9100021	7/1991
EP	0450638	10/1991
EP	502141	9/1992
EP	0502414	9/1992
EP	0625104	11/1994
EP	0625544	11/1994
EP	0631862	1/1995
EP	0635462	1/1995
EP	0319589	2/1995
EP	0651003	5/1995
EP	0753402	7/1995
EP	0671259	9/1995
EP	0671259	A1 9/1995
EP	0729829	8/1996
EP	0758577	2/1997
EP	0794215	9/1997
EP	0808944	11/1997
EP	0808944	A2 11/1997
EP	0858481	8/1998
EP	0945253	9/1999
EP	1031467	8/2000
EP	1211138	6/2002
EP	1211138	A1 6/2002
EP	1373375	1/2004
EP	1812637	5/2006
EP	1737650	1/2007
EP	1844927	10/2007
EP	1857261	11/2007
FR	0625104	11/1994
GB	1550358	8/1979
GB	2077311	12/1981
JP	62017048	1/1987
JP	62157782	6/1987
JP	62195030	8/1987
JP	63230542	9/1988
JP	1083087	3/1989

(56)			References Cited			WO			9834778			8/1998		
						WO			9948683			9/1999		
			FOREIGN PATENT DOCUMENTS			WO			0208316			1/2002		
						WO			0208316			A1 1/2002		
JP	1083088	3/1989				WO			02077076			10/2002		
JP	2138349	5/1990				WO			02081802			10/2002		
JP	1016660	1/1998				WO			02081802			A1 10/2002		
JP	11342552	12/1999				WO			03002330			1/2003		
WO	9207983	5/1992				WO			03086725			10/2003		
WO	9315933	8/1993				WO			2004004303			8/2004		
WO	9400418	1/1994				WO			2005070664			8/2005		
WO	9415884	7/1994				WO			2005097879			10/2005		
WO	9427840	12/1994				WO			2005100708			10/2005		
WO	03035435	1/1995				WO			2006008529			1/2006		
WO	9612849	5/1996				WO			2006052967			5/2006		
WO	9716846	9/1997				WO			2006089025			8/2006		
WO	9831626	7/1998										* cited by examiner		

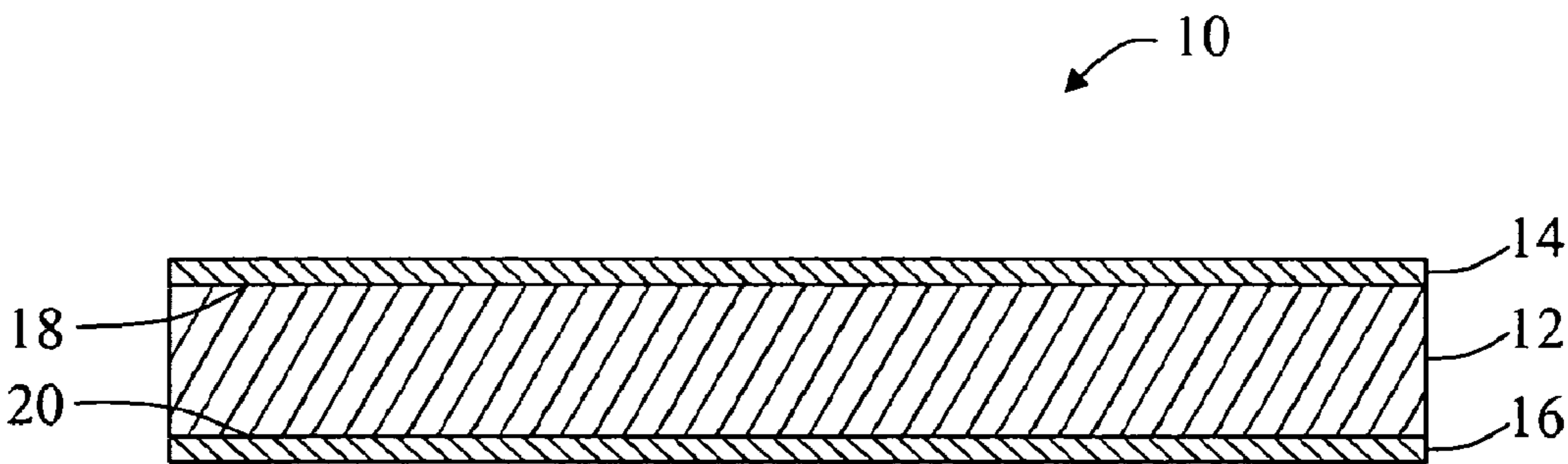


FIGURE 1




FIGURE 2

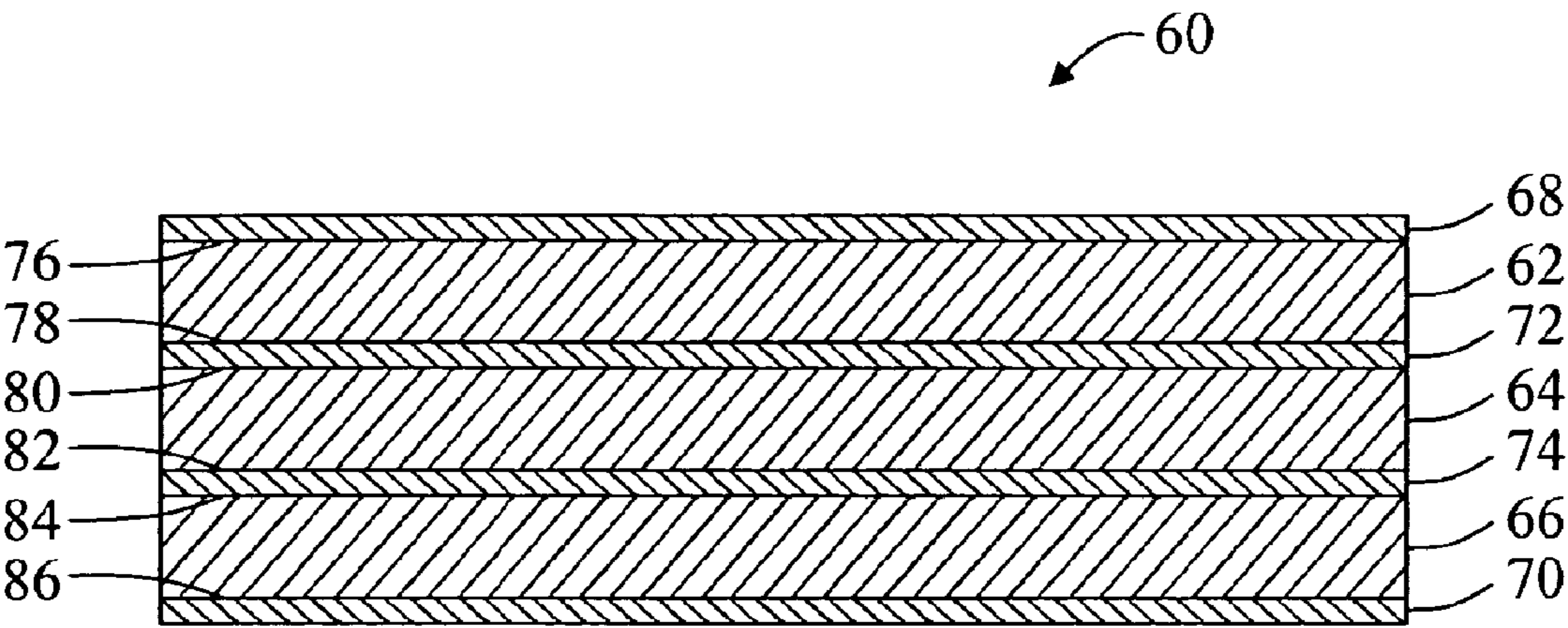


FIGURE 3

## FIBER REINFORCED THERMOPLASTIC SHEETS WITH SURFACE COVERINGS

**Matter enclosed in heavy brackets [ ] appears in the original patent but forms no part of this reissue specification; matter printed in italics indicates the additions made by reissue.**

### CROSS REFERENCE TO RELATED APPLICATIONS

This application is a Continuation-In-Part application of U.S. patent application Ser. No. 10/810,739, filed Mar. 26, 2004 now U.S. Pat. No. 7,244,501, which is hereby incorporated by reference in its entirety.

### BACKGROUND OF THE INVENTION

This invention relates generally to porous fiber-reinforced thermoplastic polymer composite sheets, and more particularly to porous fiber-reinforced thermoplastic polymer composite sheets having flame retardants, smoke suppressants, and/or synergistic compounds along with surface coverings providing for at least one of reduced flame spread, reduced smoke density, reduced heat release, and reduced gas emissions.

Porous fiber-reinforced thermoplastic composite sheets have been described in U.S. Pat. Nos. 4,978,489 and 4,670,331 and are used in numerous and varied applications in the product manufacturing industry because of the ease molding the fiber reinforced thermoplastic sheets into articles. For example, known techniques such as thermo-stamping, compression molding, and thermoforming have been used to successfully form articles from fiber reinforced thermoplastic sheets.

Because of the varied applications, fiber-reinforced thermoplastic sheets are subjected to various performance tests. For example flame spread, smoke density, and gaseous emissions characteristics of the fiber-reinforced thermoplastic sheets are important when the formed articles are used in environments that might be subjected to a flame event, such as a fire. Because of safety concerns, there is a need to improve the flame, smoke and toxicity performance of fiber reinforced thermoplastic sheet products.

### BRIEF DESCRIPTION OF THE INVENTION

In one aspect, a composite sheet material is provided that includes a porous core layer. The porous core layer includes a thermoplastic polymer, about 20 weight percent to about 80 weight percent of reinforcing fibers based on a total weight of the porous core layer, and an effective amount of a flame retardant agent.

In another aspect, a method of manufacturing a porous fiber-reinforced thermoplastic sheet is provided. The method includes providing a porous fiber-reinforced thermoplastic sheet having at least one porous core layer including a thermoplastic material, from about 20 weight percent to about 80 weight percent of reinforcing fibers, and an effective amount of a flame retardant agent. The method also includes laminating at least one skin to a surface of the porous fiber-reinforced thermoplastic sheet. Each skin includes at least one of a thermoplastic film, an elastomeric film, a metal foil, a thermosetting coating, an inorganic coating, a fiber based scrim, a non-woven fabric, and a woven fabric, the skin having a limiting oxygen index greater than about 22, as measured per

ISO 4589, to enhance at least one of the flame, smoke, heat release and gaseous emissions characteristics of the porous fiber-reinforced thermoplastic sheet.

### BRIEF DESCRIPTION OF THE DRAWINGS

FIG. 1 is cross sectional illustration of an exemplary fiber reinforced thermoplastic sheet in accordance with an embodiment of the present invention.

FIG. 2 is cross sectional illustration of an exemplary fiber reinforced thermoplastic sheet in accordance with another embodiment of the present invention.

FIG. 3 is cross sectional illustration of an exemplary fiber reinforced thermoplastic sheet in accordance with another embodiment of the present invention.

### DETAILED DESCRIPTION OF THE INVENTION

Multi-layered porous fiber-reinforced thermoplastic composite sheets having characteristics of reduced flame spread, reduced smoke density, reduced heat release, and reduced gas emissions are described below in detail. In an exemplary embodiment, the multi-layered porous fiber-reinforced thermoplastic sheets include one or more porous core layers that are formed from one or more thermoplastic materials, about 20 weight percent to about 80 weight percent of fibers dispersed in the thermoplastic material, and an effective amount of a halogen fire retardant agent. At least one surface of the core layer is covered by a skin laminated to the core layer under heat and/or pressure with or without the use of an adhesive or a tie layer. The skin materials are chosen, at least in part, to impart the desired reduction in flame spread, heat release, smoke density, and gaseous emissions of the composite sheet when exposed to a fire event. Also, handling, moldability and end use performance can be improved by laminating two or more porous core layers together having different thermoplastic materials and/or different fibers. Further, skins can be laminated between core layers to affect performance characteristics. Additionally, moldability and formability can be improved by laminating at least one skin to a surface of the core layer where the skin is at least one of a fiber-based scrim, a non-woven fabric and a woven fabric.

Referring to the drawings, FIG. 1 is a cross sectional illustration of an exemplary fiber reinforced thermoplastic composite sheet **10** that includes one porous core layer **12** and skins **14** and **16** laminated to outer surfaces **18** and **20** of core layer **12**. In one embodiment, composite sheet **10** has a thickness of about 0.5 millimeters (mm) to about 50 mm and in another embodiment, a thickness of about 0.5 mm to about 25 mm. Also, skins **14** and **16** each have a thickness in one embodiment of about 25 micrometers to about 5 mm, and in another embodiment from about 25 micrometers to about 2.5 mm.

Core layer **12** is formed from a web made up of open cell structures formed by random crossing over of reinforcing fibers held together, at least in part, by one or more thermoplastic resins, where the void content of porous core layer **12** ranges in general between about 5% and about 95% and in particular between about 30% and about 80% of the total volume of core layer **12**. In an another embodiment, porous core layer **12** is made up of open cell structures formed by random crossing over of reinforcing fibers held together, at least in part, by one or more thermoplastic resins, where about 40% to about 100% of the cell structure are open and allow the flow of air and gases through. Core layer **12** has a density in one embodiment of about 0.2 gm/cc to about 1.8 gm/cc and in another embodiment about 0.3 gm/cc to about 1.0 gm/cc.

Core layer **12** is formed using known manufacturing process, for example, a wet laid process, an air laid process, a dry blend process, a carding and needle process, and other known process that are employed for making non-woven products. Combinations of such manufacturing processes are also useful. Core layer **12** includes about 20% to about 80% by weight fibers having a high tensile modulus of elasticity and an average length of between about 7 and about 200 mm, and about 20% to about 80% by weight of a wholly or substantially unconsolidated fibrous or particulate thermoplastic materials, where the weight percentages are based on the total weight of core layer **12**. In another embodiment, core layer includes about 35% to about 55% by weight fibers. The web is heated above the glass transition temperature of the thermoplastic resins on core layer **12** to substantially soften the plastic materials and is passed through one or more consolidation devices, for example nip rollers, calendaring rolls, double belt laminators, indexing presses, multiple daylight presses, autoclaves, and other such devices used for lamination and consolidation of sheets and fabrics so that the plastic material can flow and wet out the fibers. The gap between the consolidating elements in the consolidation devices are set to a dimension less than that of the unconsolidated web and greater than that of the web if it were to be fully consolidated, thus allowing the web to expand and remain substantially permeable after passing through the rollers. In one embodiment, the gap is set to a dimension about 5% to about 10% greater than that of the web if it were to be fully consolidated. A fully consolidated web means a web that is fully compressed and substantially void free. A fully consolidated web would have less than 5% void content and have negligible open cell structure.

A high tensile modulus of elasticity means a tensile modulus of elasticity substantially higher than that of a consolidated sheet which could be formed from the web structure. Fibers falling into this category include metal, metalized inorganic, metalized synthetic, glass, graphite, carbon and ceramic fibers and fibers such as the aramid fibers sold under the trade names Kevlar and Nomex, and generally includes any fiber having a tensile modulus higher than about 10,000 Mega Pascals at room temperature and pressure.

Particulate plastic materials include short plastics fibers which can be included to enhance the cohesion of the web structure during manufacture. Bonding is effected by utilizing the thermal characteristics of the plastic materials within the web structure. The web structure is heated sufficiently to cause the thermoplastic component to fuse at its surfaces to adjacent particles and fibers.

In one embodiment, individual reinforcing fibers should not on the average be shorter than about 7 millimeters, because shorter fibers do not generally provide adequate reinforcement in the ultimate molded article. Also, fibers should not on average be longer than about 200 millimeters since such fibers are difficult to handle in the manufacturing process.

In one embodiment, glass fibers are used, and in order to confer structural strength the fibers have an average diameter between about 7 and about 22 microns. Fibers of diameter less than about 7 microns can easily become airborne and can cause environmental health and safety issues. Fibers of diameter greater than about 22 microns are difficult to handle in manufacturing processes and do not efficiently reinforce the plastics matrix after molding.

In one embodiment, the thermoplastics material is, at least in part, in a particulate form. Suitable thermoplastics include, but are not limited to, polyethylene, polypropylene, polystyrene, acrylonitrilstyrene, butadiene, polyethyleneterephthalate, polybutyleneterephthalate, polybutyleneterechlorate,

and polyvinyl chloride, both plasticised and unplasticised, and blends of these materials with each other or other polymeric materials. Other suitable thermoplastics include, but are not limited to, polyarylene ethers, polycarbonates, polyester carbonates, thermoplastic polyesters, polyetherimides, acrylonitrile-butylacrylate-styrene polymers, amorphous nylon, polyarylene ether ketone, polyphenylene sulfide, polyaryl sulfone, polyether sulfone, liquid crystalline polymers, poly(1,4 phenylene) compounds commercially known as PARMAX®, high heat polycarbonate such as Bayer's APEC® PC, high temperature nylon, and silicones, as well as alloys and blends of these materials with each other or other polymeric materials. Preferably, the thermoplastic material has a limited oxygen index (LOI) greater than about 22, as measured in accordance with ISO 4589-2, second edition, Mar. 15, 1996, test method. It is anticipated that any thermoplastics resin can be used which is not chemically attacked by water and which can be sufficiently softened by heat to permit fusing and/or molding without being chemically or thermally decomposed.

In one embodiment, the plastic particles need not be excessively fine, but particles coarser than about 1.5 millimeters are unsatisfactory in that they do not flow sufficiently during the molding process to produce a homogenous structure. The use of larger particles can result in a reduction in the flexural modulus of the material when consolidated. In one embodiment, the plastics particles are not more than about 1 millimeter in size.

Core layer **12** further includes an effective amount of at least one flame retardant agent containing at least one of N, P, As, Sb, Bi, S, Se, Te, Po, F, Cl, Br, I, and At. In one exemplary embodiment, the flame retardant agent is a halogen flame retardant agent. In another embodiment, the flame retardant agent is a halogenated thermoplastic polymer, for example, tetra-bromo bisphenol-A. The amount of the flame retardant in core layer **12** can range in one embodiment from about 2 weight percent to about 13 weight percent, in another embodiment from about 2 weight percent to about 5 weight percent, and in another embodiment, from about 5 weight percent to about 13 weight percent.

Core layer **12** can also include one or more smoke suppressant compositions in the amount of about 0.2 weight percent to about 10 weight percent. Suitable smoke suppressant compositions include, but are not limited to, stannates, zinc borates, zinc molybdate, magnesium silicates, calcium zinc molybdate, calcium silicates, calcium hydroxides, and mixtures thereof.

Core layer **12** can also include a synergist material to increase the efficacy of the halogen flame retardants. Suitable synergist materials include, but are not limited to, sodium trichlorobenzene sulfonate potassium, diphenyl sulfone-3-sulfonate, and mixtures thereof.

Referring to FIG. 1, skins **14** and **16** are formed from materials that can withstand processing temperatures of between about 200° C. and about 425° C. Skins **14** and **16** can be thermoplastic films, elastomeric films, metal foils, thermosetting coating, inorganic coatings, fiber reinforced scrims, and woven or non-woven fabric materials. Any suitable thermoplastic material, including blends of thermoplastic materials, having a LOI greater than about 22, as measured in accordance with ISO 4589-2, second edition, Mar. 15, 1996, test method, can be used for forming the thermoplastic films, for example, poly(ether imide), poly(ether ketone), poly(ether-ether ketone), poly(phenylene sulfide), poly(ether sulfone), poly(amide-imide), poly(aryl sulfone) and combinations thereof. Suitable fibers for forming the scrims include, but are not limited to, glass fibers, aramid fibers,

## 5

carbon fibers, inorganic fibers, metal fibers, metalized synthetic fibers, metalized inorganic fibers, and combinations thereof. Preferably, the fibers used in forming the scrims have a LOI greater than about 22, as measured in accordance with ISO 4589-2, second edition, Mar. 15, 1996, test method.

In one embodiment, the inorganic coating includes a layer of at least one of gypsum paste, a calcium carbonate paste, a mortar and a concrete. The fiber-based scrim includes a lightweight non-woven covering material manufactured via wet laid, air laid, spunbond, and spunlace processes. The fiber based scrim includes, for example, glass, carbon, polyacrylonitrile, aramid, poly(p-phenylene-benzobisoxazole), poly(ether-imide), poly(phenylene sulfide), etc. The non-woven fabric includes a thermoplastic material, a thermal setting binder, inorganic fibers, metal fibers, metallized inorganic fibers and metallized synthetic fibers.

Skins 14 and 16 are laminated to core layer 12 by any suitable lamination process using heat and/or pressure with or without the use of an adhesive or a tie layer, for example using nip rollers or a lamination machine. Skins 14 and 16 are laminated to core 12 after it has been formed, and in one embodiment, skins 14 and 16 are laminated to core layer 12 before it has been cut into sheets of predetermined size. In another embodiment, skins 14 and 16 are laminated to core layer 12 after it has been cut into sheets. In one embodiment, the temperature of the lamination process is greater than the glass transition temperature of the thermoplastic resins of the skins and core layer, for example, greater than about 100° C. In another embodiment, skins 14 and 16 are bonded to core layer 12 at room temperature using thermal setting adhesives and pressure.

FIG. 2 is a cross sectional illustration of another exemplary fiber reinforced thermoplastic sheet 30 that includes core layers 32 and 34, and skins 36, 38 and 40 laminated to core layers 32 and 34. Particularly, core layer 32 includes a first surface 42 and a second surface 44, and core layer 34 includes a first surface 46 and a second surface 48. Core layers 32 and 34 are arranged so that second surface 44 of core layer 32 is adjacent to first surface 46 of core layer 34. Skin 36 is positioned over first surface 42 of core layer 32, skin 38 is positioned over second surface 48 of core layer 34, and skin 40 is positioned between second surface 44 of core layer 32 and first surface 46 of core layer 34. Core layers 32 and 34, and skins 36, 38, and 40 are laminated together to form fiber reinforced thermoplastic sheet 30.

Core layers 32 and 34, similar to core layer 12 described above, includes about 20% to about 80% by weight fibers having a high tensile modulus of elasticity and about 20% to about 80% by weight of thermoplastics material. The thermoplastic material and/or the fibers of core layer 32 can be the same or different from the thermoplastic material and/or the fibers of core layer 34 depending on the desired properties of sheet 30.

Skins 36, 38, and 40, similar to skins 14 and 16 described above, are formed from materials that can withstand processing temperatures of between about 200° C. and about 425° C. Skins 36, 38, and 40 can be thermoplastic films, fiber reinforced scrims, and woven or non-woven fabric materials. Skins 36, 38, and 40 can be formed from the same materials or can be formed from different materials depending on the desired properties of sheet 30.

In an alternate embodiment, sheet 30 does not include skin 40 laminated between core layers 32 and 34. In further alternate embodiments, only one of the outer surfaces of sheet 30 includes a skin and/or a skin laminated between core layers 32 and 34. In a further alternate embodiment, sheet 30 includes a skin or a skin 40 laminated between core layers 32 and 34

## 6

that covers at least a part of second surface 44 of core layer 32 and first surface 46 of core layer 34. FIG. 3 is a cross sectional illustration of another exemplary fiber reinforced thermoplastic sheet 60 that includes porous core layers 62, 64, and 66, and skins 68, 70, 72, and 74 laminated to core layers 62, 64, and 66. Particularly, core layer 62 includes a first surface 76 and a second surface 78, core layer 64 includes a first surface 80 and a second surface 82, and core layer 66 includes a first surface 84 and a second surface 86. Core layers 62, 64, and 66 are arranged so that second surface 78 of core layer 62 is adjacent to first surface 80 of core layer 64, and second surface 82 of core layer 64 is adjacent to first surface 84 of core layer 66. Skin 68 is positioned over first surface 76 of core layer 62, skin 70 is positioned over second surface 86 of core layer 66, skin 72 is positioned between second surface 78 of core layer 62 and first surface 80 of core layer 64, and skin 74 is positioned between second surface 82 of core layer 64 and first surface 84 of core layer 66. Core layers 62, 64, and 66, and skins 68, 70, 72, and 74 are laminated together to form fiber reinforced thermoplastic sheet 60.

Core layers 62, 64, and 66, similar to core layer 12 described above, includes about 20% to about 80% by weight fibers having a high modulus of elasticity and about 20% to about 80% by weight of one or more thermoplastic materials. The thermoplastic material and/or the fibers of each core layer 62, 64, and 66 can be the same or different from the thermoplastic material and/or the fibers of each other core layer depending on the desired properties of sheet 60.

Skins 68, 70, 72, and 74, similar to skins 14 and 16 described above, are formed from materials that can withstand processing temperatures of between about 200° C. and about 425° C. Skins 68, 70, 72, and 74 can be thermoplastic films, fiber reinforced scrims, and woven or non-woven fabric materials. Skins 68, 70, 72, and 74 can be formed from the same materials or can be formed from different materials depending on the desired properties of sheet 60. In an alternate embodiment, sheet 60 includes one or more of skins 68, 70, 72, and 74 but not all four skins. In another embodiment, sheet 60 includes one or more of skins 68, 70, 72, and 74 covering at least a part of the surfaces of core layers 62, 64, and 66.

The porous fiber-reinforced thermoplastic composite sheets described above can be used in, but not limited to, building infrastructure, aircraft, train and naval vessel side wall panels, ceiling panels, cargo liners, office partitions, elevator shaft lining, ceiling tiles, recessed housing for light fixtures and other such applications that are currently made with honeycomb sandwich structures, thermoplastic sheets, and FRP. The composite sheets can be molded into various articles using methods known in the art including, for example, pressure forming, thermal forming, thermal stamping, vacuum forming, compression forming, and autoclaving. The combination of high stiffness to weight ratio, ability to be thermoformed with deep draw sections, end of life recyclability, acoustics and desirable low flame spread index, heat release, smoke density and gas emission properties make the porous fiber-reinforced thermoplastic composite a more desirable product than the products currently being used.

The invention will be further described by reference to the following examples which are presented for the purpose of illustration only and are not intended to limit the scope of the invention. Unless otherwise indicated, all amounts are listed as parts by weight.

Comparative example tests comparing the flame, smoke and gaseous emissions of a control sample designated Sample A and exemplary samples of an embodiment of the invention designated Samples B and C. Sample A is a porous fiber-

reinforced sheet formed from a blend of poly(ether-imide), commercially available from General Electric Company under the ULTEM trademark, and bisphenol A polycarbonate resin containing a bromine based fire retardant additive, commercially available from General Electric Company under the LEXAN trademark, the resins blended in weight ratios of 5 percent and 55 percent. The blended resins were dispersed in a porous fiber-reinforced sheet containing about 40 weight percent glass fibers having a nominal fiber diameter of 16 microns and an average length of 12.7 mm. Sample B is the porous fiber-reinforced sheet of Sample A laminated with 76 micron thick poly(ether-imide) films, commercially available from General Electric Company under the ULTEM trademark, in accordance with an embodiment of the present invention. Sample C is the porous fiber-reinforced sheet of Sample A laminated with 27 g/m<sup>2</sup> aramid scrims, commercially available from E.I. du Pont de Nemours and Company under the KEVLAR trademark laminated onto the exterior surfaces in accordance with an embodiment of the present invention. Sample D is the porous fiber-reinforced sheet of Sample A laminated with 8 mil thick polypropylene films. Sample D is a comparative sample that contains laminated polypropylene films that have an LOI of 17. The results are presented below in Tables I to II.

Comparative example tests comparing the flame and smoke characteristics of Sample E, a porous fiber-reinforced sheet formed from a blend of poly(ether-imide) and polycarbonate resins in weight ratio of 25 percent each with 50 weight percent glass fibers of 16 micron in diameter and 12.7 mm in length, Sample F, a porous fiber-reinforced sheet formed from a blend of poly(ether-imide) and an eco-friendly flame retardant based polycarbonate resin in a weight ratios of 5 and 55 percent combined with 40 weight percent glass fibers of 16 microns diameter and 12.7 mm length, Sample G, a porous fiber-reinforced sheet formed from a polycarbonate resin with 50 weight percent glass fibers of 16 micron diameter and 12.7 mm length, Sample H, a porous fiber-reinforced sheet formed from polypropylene with 55 weight percent glass fibers of 16 micron diameter and 12.7 mm length, Sample I, a porous fiber-reinforced sheet formed from a polyarylene ether resin with 50 weight percent glass fibers, and Sample J, a porous fiber-reinforced sheet formed from blend of polycarbonate and polybutylene terephthalate combined in a weight ratio of 33 percent and 17 percent each with 50 weight percent glass fibers of 16 micron diameter and 12.7 mm length are presented below in Table IV.

The fiber-reinforced thermoplastic sheets for Samples A-J were made using the wet-laid paper making process described in United Kingdom Patent Nos. 1129757 and 1329409. The fiber-reinforced thermoplastic sheet was further subjected to heat and pressure in a double belt laminator at 325° C. and 2 bar to partially consolidate the sheet and have the resin wet the fibers. Sample B was prepared from the same fiber-reinforced thermoplastic sheet as Sample A, but with a 75 micrometer thick poly(ether-imide) film covering the surfaces using the double belt laminator under the conditions described above. Sample C was prepared from the same fiber-reinforced thermoplastic sheet as Sample A, but with a 27 g/m<sup>2</sup> aramid scrim covering the surfaces using the double belt laminator under the conditions described above. Sample D was prepared from the same fiber-reinforced thermoplastic sheet as Sample A, but with a 8 mil thick polypropylene film covering the surfaces using the double belt laminator under the conditions described above.

The flame characteristics were measured using a radiant heat source and an inclined specimen of the sample material in accordance with ASTM method E-162-02A titled Standard

Method for Surface Flammability of Materials Using a Radiant Heat Energy Source. A flame spread index was derived from the rate of progress of the flame front and the rate of heat liberation by the material under test. Key criteria are a flame spread index (FSI) and dripping/burning dripping observations. United States and Canadian requirements for passenger bus applications for interior materials are a FSI of 35 or less with no flaming drips. The Underwriters Laboratory (UL) requires that parts greater than 10 square feet should have an FSI of 200 or less to obtain a listing from UL.

The smoke characteristics were measured by exposing test specimens to flaming and non flaming conditions within a closed chamber according to ASTM method E-662-03 titled Standard Test Method for Specific Optical Density of Smoke Generated by Solid Materials. Light transmissions measurements were made and used to calculate specific optical density of the smoke generated during the test time period. Key criteria are an optical density ( $D_s$ ) of smoke produced by a sample exposed to a radiant furnace or a radiant furnace plus multiple flames. The optical density is plotted versus time for generally 20 minutes. Maximum optical density and time to reach this maximum are important outputs. United States and Canadian Rail regulations and some United States and Canadian Bus guidelines set a maximum  $D_s$  of 100 or less at 1.5 minutes, and a maximum  $D_s$  of 200 or less at 4 minutes. Global Air regulations sets the  $D_s$  at 4 minutes for many large interior applications at 200 or less.

FAA requirements for toxicity and flame were also measured in accordance FAA tests BSS-7239, developed by Boeing Corporation, and FAR 25.853 (a) Appendix F, Part IV (OSU 65/65) Calorimeter.

A large part in an aircraft passenger cabin interior typically will need to meet the ASTM E162 and ASTM E662 described above as well a maximum  $D_s$  of 200 at 4 minutes. A difficult test for plastics has traditionally been the OSU 65/65 heat release test. In this test, the test material is exposed to defined radiant heat source, and calorimeter measurements are recorded. Key criteria are an average maximum heat release during the 5 minute test that should not exceed 65 kW/m<sup>2</sup>, and an average total heat released during the first 2 minutes of the test that should not exceed 65 kW-min/m<sup>2</sup>.

In the 60 second vertical burn test, the part is exposed to a small-scale open flame for 60 seconds and the key criteria are a burned length of 150 mm or less, an after flame time of 15 seconds or less, and flame time drippings of 3 seconds or less.

TABLE I

Test Method	Sample A	Sample B	Sample C	Sample D
ASTM E-162:				
Average Flame Spread Index $F_s$	10	5.5	6.0	>200
Flaming Drips	None	None	None	Yes
ASTM E-662:				
Smoke Density $D_s$ at 1.5 minutes	9	2	6	6
Smoke Density $D_s$ at 4.0 minutes	65	25	133	133
Maximum Smoke Density $D_{sMax}$	315	182	289	289
FAR 25.853 (a) Appendix F, Part IV:				N/A
2 minutes Total Heat Release	54 kW/m <sup>2</sup>	45 kW/m <sup>2</sup>	48 kW/m <sup>2</sup>	
Maximum Heat Release	54 KW/m <sup>2</sup>	41 KW/m <sup>2</sup>	48 KW/m <sup>2</sup>	

TABLE I-continued

Test Method	Sample A	Sample B	Sample C	Sample D
<u>60 Second Vertical Burn:</u>				
Vertical Burn Time	Pass	Pass	Pass	
Burn Length	91.4 mm	61.0 mm	53.3 mm	

TABLE II

BSS-7239: Gases	Sample A (ppm at 4 minutes)	Sample B (ppm at 4 minutes)
HCN	1	1
CO	200	100
NO + NO <sub>3</sub>	2	2
SO <sub>2</sub>	<1	<1
HF	<1	<1
HCL	2	1

TABLE III

Test Method	Sample E	Sample F	Sample G	Sample H	Sample I	Sample J
<u>ASTM E-162:</u>						
F <sub>s</sub>	27.5	50	45	245	39	69
Flaming Drips	None	None	None	F.D.*	None	None
<u>ASTM E-662:</u>						
D <sub>s</sub> at 1.5 minutes	13	N/A	18	21	28	16
D <sub>s</sub> at 4.0 minutes	114		100	146	53	79
Max. D <sub>sMax</sub>	299		388	495	59	294

\*F.D. = flaming drips.

The above test results show that the fiber reinforced thermoplastic sheet with poly(ether imide) skins of Sample B and with aramid scrims of Sample C exhibit a reduced flame spread index F<sub>s</sub>, a reduced smoke density D<sub>s</sub>, reduced heat release, and reduced gaseous emissions over Sample A. As shown in Table 1, Samples B and C exhibit test results that are superior to the test results of Sample A. For example, Samples B and C exhibited a lower flame spread index F<sub>s</sub>, 5.5 and 6.0 respectively, than Sample A, which had a F<sub>s</sub> of 10. Particularly, Samples B and C exhibited lower test results for the tests run according to ASTM E-162, ASTM E-662, FAR 25.853 (a), and the 60 second vertical burn test. The only anomaly being the 4 minute smoke density D<sub>s</sub> result of Sample C. Comparative Example D, which included a thermoplastic film having an LOI of only 17, exhibited a flame spread index F<sub>s</sub> of greater than 200 and exhibited flaming drips. Further, each of samples E-J exhibit at least one of a flame spread index F<sub>s</sub> and a four minute smoke density D<sub>s</sub> that are significantly higher than the flame spread index F<sub>s</sub> and the four minute smoke density D<sub>s</sub> of Samples B and C.

Further comparative example tests comparing the flame, smoke and gaseous emissions of a control sample designated Sample K and exemplary samples of an embodiment of the invention designated Samples L and M. Sample L is similar to Sample A described above. Sample K is similar to Sample G described above and is a porous fiber-reinforced sheet formed from a blend of poly(ether-imide), commercially available from General Electric Company under the ULTEM trademark, and bisphenol A polycarbonate resin free of fire retardant additives, commercially available from General Electric Company under the LEXAN trademark.

Further comparative example tests comparing the flame, smoke and gaseous emissions of a control sample designated

Sample K and exemplary samples of an embodiment of the invention designated Samples L and M were made using nominal 16 micron, 12.7 mm long wet chopped glass fibers and a blended mixture of powdered polyetherimide resin, a relatively high flow Bisphenol-A Polycarbonate (BPA-PC) resin with a nominal MFI $\geq$ 25 g/10 min @300° C./12.kgf, and a random copolymer polycarbonate resin containing Bisphenol-A and Tetra-bromo Bisphenol A (TBBPA) units in the polymer backbone with a nominal 26% Bromine content and MFI $\geq$ 7 g/10 min @300° C./12.kgf. The powder blending of the polycarbonate resins at different blend ratios allowed for tuning the total bromine content of the resins used in the core web. The core web had an area weight of around 2000 $\pm$ 100 grams/m<sup>2</sup> and a w/w glass content of around 45% $\pm$ 5%. Sample K was made without the bromine containing resin. The fiber-reinforced thermoplastic sheets for Samples K-M were made using the wet-laid paper making process described in United Kingdom Patent Nos. 1129757 and 1329409. The fiber-reinforced thermoplastic sheets were further subjected to heat and pressure in a double belt laminator at 325° C. and 2 bar to partially consolidate the sheet and have the resin wet the fibers.

TABLE IV

Test Method	Sample K	Sample L	Sample M
<u>Bromine Content in weight %</u>			
ASTM E-162:	0	8.1	9.0
<u>Average Flame Spread Index F<sub>s</sub></u>			
Flaming Drips	45	10	6
ASTM E-662:	None	None	None
<u>Smoke Density D<sub>s</sub> at 1.5 minutes</u>			
Smoke Density D <sub>s</sub> at 4.0 minutes	18	9	4
Maximum Smoke Density D <sub>sMax</sub>	100	165	114
	388	315	272

The test results of Samples K-M show that the addition of bromine in Samples L and M reduces the flame spread index F<sub>s</sub> in comparison to control Sample M. Also shown, is that the addition of bromine in Samples L and M reduces the maximum smoke density D<sub>s</sub> in comparison to control Sample M.

When introducing elements of the methods and articles described and/or illustrated herein, including any and all embodiment(s) thereof, the articles “a”, “an”, “the” and “said” are intended to mean that there are one or more of the elements. The terms “comprising”, “including” and “having” are intended to be inclusive and mean that there may be additional elements other than the listed elements.

While the invention has been described in terms of various specific embodiments, those skilled in the art will recognize that the invention can be practiced with modification within the spirit and scope of the claims.

What is claimed is:

1. A composite sheet material comprising a porous core layer, said core layer comprising:
  - a web of open celled structures defined by random crossing over of reinforcing fibers held together by a thermoplastic polymer;
  - said web comprising about 20 weight percent to about 80 weight percent of reinforcing fibers based on a total weight of said porous core layer, and
  - an effective amount of a flame retardant agent, said flame retardant agent comprising at least one of [N, P, As, Sb, Bi, S, Se, Te, Po,] F, Cl, Br, I, and At.
2. A composite sheet material in accordance with claim 1 wherein said flame retardant agent comprises a halogenated thermoplastic polymer.

## 11

3. A composite sheet material in accordance with claim 2 wherein said halogenated thermoplastic polymer comprises tetrabromo bisphenol-A polycarbonate.

4. A composite sheet material in accordance with claim 2 wherein said core layer comprises about 2.0 weight percent to about 13.0 weight percent bromine.

5. A composite sheet material in accordance with claim 2 wherein said core layer comprises about 2.0 weight percent to about 5.0 weight percent bromine.

6. A composite sheet material in accordance with claim 1 further comprising a smoke suppressant composition, said smoke suppressant composition comprising at least one of stannates, zinc borates, zinc molybdate, magnesium silicates, calcium zinc molybdate, calcium silicates and calcium hydroxides.

7. A composite sheet material in accordance with claim 1 further comprising at least one of sodium trichlorobenzene sulfonate potassium and diphenyl sulfone-3-sulfonate.

8. A composite sheet material in accordance with claim 1 further comprising at least one skin, each said skin covering at least a portion of a surface of said porous core layer, said skin comprising at least one of a thermoplastic film, an elastomeric film, a metal foil, a thermosetting coating, an inorganic coating, a fiber based scrim, a non-woven fabric, and a woven fabric, said skin having a limiting oxygen index greater than about 22, as measured at a predetermined thickness used to cover at least a portion of a surface of said porous core layer per ISO 4589-2, first edition, 1996.

9. A composite sheet material in accordance with claim 8 wherein said thermoplastic film comprises at least one of poly(ether imide), poly(ether ketone), poly(ether-ether ketone), poly(phenylene sulfide), poly(arylene sulfone), poly(ether sulfone), [poly(antide-imide)] *poly(amide-imide)*, poly(1,4-phenylene), polycarbonate, nylon, and silicone.

10. A composite sheet material in accordance with claim 8 wherein said fiber based scrim comprises at least one of glass fibers, aramid fibers, graphite fibers, carbon fibers, inorganic mineral fibers, metal fibers, metalized synthetic fibers, and metalized inorganic fibers.

11. A composite sheet material in accordance with claim 10 wherein said fiber based scrim comprises at least one of polyacrylonitrile, p-aramid, m-aramid, poly(p-phenylene2,6, benzobisoxazole), poly(ether-imide) and poly(phenylene sulfide).

12. A composite material in accordance with claim 8 wherein said thermal setting coating comprises at least one of unsaturated [polyurethartes] *polyurethanes*, vinyl esters, phenolics and epoxies.

13. A composite material in accordance with claim 8 wherein said inorganic coating comprises minerals containing cations selected from Ca, Mg, Ba, Si, Zn, Ti and Al.

14. A composite material in accordance with claim 13 wherein said inorganic coating comprises at least one of gypsum, calcium carbonate and mortar.

15. A composite sheet material in accordance with claim 8 comprising:

a first porous core layer having a first surface and a second surface; and

at least one skin covering at least a portion of at least one of said first and second surface.

16. A composite sheet material in accordance with claim 8 comprising:

a first and a second porous core layer, each said core layer comprising a first and a second surface, said second surface of said first core layer positioned adjacent said first surface of said second core layer; and

## 12

at least one skin covering at least a portion of at least one of said first and second surfaces of said first core layer and said first and second surface of said second core layer.

17. A composite sheet material in accordance with claim 16 wherein said first porous core layer comprises at least one of a different thermoplastic material and a different fiber than said second porous core layer.

18. A composite sheet material in accordance with claim 8 comprising:

a first, a second, and a third porous core layer, each said core layer comprising a first and a second surface, said second surface of said first core layer positioned adjacent said first surface of said second core layer, said second surface of said second core layer positioned adjacent said first surface of said third core layer; and

at least one skin covering at least one of said first and second surfaces of said first core layer, said first and second surface of said second core layer, and said first and second surface of said third core layer.

19. A composite sheet material in accordance with claim 18 wherein one of said porous core layers comprises at least one of a different thermoplastic material and a different fiber than at least one of said other layers.

20. A composite sheet material according to claim 1 wherein said thermoplastic polymer comprises at least one of polyethylene, polypropylene, polystyrene, acrylonitrystyrene, butadiene, polyethyleneterephthalate, polybutyleneterephthalate, polybutylenetetrachlorate, polyvinyl chloride, polyphenylene ether, polycarbonates, polyester carbonates, thermoplastic polyesters, polyetherimides, acrylonitrile-butylacrylate-styrene polymers, amorphous nylon, polyarylene ether ketone, polyphenylene sulfide, polyaryl sulfone, polyether sulfone, poly(1,4phenylene) compounds, and silicones.

21. A method of manufacturing a porous fiber-reinforced thermoplastic sheet, said method comprising:

providing a porous fiber-reinforced thermoplastic sheet comprising at least one porous core layer comprising a web of open celled structures defined by random crossing over of reinforcing fibers held together by a thermoplastic material, said web comprising from about 20 weight percent to about 80 weight percent fibers, and an effective amount of a flame retardant agent, said flame retardant agent comprising at least one of [N, P, As, Sb, Bi, S, Se, Te, Po,] F, Cl, Br, I, and At; and

laminating at least one skin to a surface of the porous fiber-reinforced thermoplastic sheet, each skin comprising at least one of a thermoplastic film, an elastomeric film, a metal foil, a thermosetting coating, an inorganic coating, a fiber based scrim, a non-woven fabric, and a woven fabric, the skin having a limiting oxygen index greater than about 22, as measured per ISO 4589-2, first edition, 1996, to enhance at least one of the flame, smoke, heat release and gaseous emissions characteristics of the porous fiber-reinforced thermoplastic sheet.

22. A method in accordance with claim 21 wherein the flame retardant agent comprises a halogenated thermoplastic polymer.

23. A method in accordance with claim 22 wherein the halogenated thermoplastic polymer comprises tetrabromo bisphenol-A polycarbonate.

24. A method in accordance with claim 21 wherein the core layer comprises about 2.0 weight percent to about 13.0 weight percent bromine.

25. A method in accordance with claim 21 wherein the core layer further comprises a smoke suppressant composition, said smoke suppressant composition comprising at least one

13

of stannates, zinc borates, zinc molybdate, magnesium silicates, calcium zinc molybdate, calcium silicates and calcium hydroxides.

26. A method in accordance with claim 21 wherein the core layer further comprises at least one of sodium trichlorobenzene sulfonate potassium and diphenyl sulfone-3-sulfonate.

27. The composite sheet material of claim 1, in which the at least one thermoplastic polymer has a limiting oxygen index greater than about 22, as measured per ISO 4589-2, first edition, 1996.

28. The composite sheet material of claim 1, in which the at least one thermoplastic polymer is a polyetherimide polymer.

29. The composite sheet material of claim 1, in which the at least one thermoplastic polymer is a polycarbonate polymer.

30. The composite sheet material of claim 1, further comprising at least one skin disposed on at least a portion of said porous core layer.

31. The composite sheet material of claim 30, in which said skin comprises glass fibers.

32. A composite sheet material comprising a porous core layer, said porous core layer comprising a web of open celled structures defined by random crossing over of reinforcing fibers held together by a thermoplastic polymer blend, said thermoplastic polymer blend comprising at least two resins at least one of which comprises an effective amount of a flame retardant agent.

33. The composite sheet material of claim 32, in which the thermoplastic polymer blend has a limiting oxygen index greater than about 22, as measured per ISO 4589-2, first edition, 1996.

34. The composite sheet material of claim 32, in which the thermoplastic polymer blend comprises a polyetherimide polymer.

14

35. The composite sheet material of claim 32, in which the thermoplastic polymer blend comprises a polycarbonate polymer.

36. The composite sheet material of claim 32, further comprising at least one skin disposed on at least a portion of the porous core layer.

37. The composite sheet material of claim 36, in which said skin comprises glass fibers.

38. The composite sheet material of claim 32, further comprising a first skin disposed on at least a portion of a first surface of the porous core layer, and a second skin disposed on at least a portion of a second surface of the porous core layer opposite the first surface of the porous core layer.

39. The composite sheet material of claim 32, in which said web comprises about 20 weight percent to about 80 weight percent of reinforcing fibers based on a total weight of said porous core layer.

40. The composite sheet material of claim 32, in which the thermoplastic polymer blend comprises a halogenated thermoplastic polymer.

41. The composite sheet material of claim 40, in which the halogenated thermoplastic polymer is a polycarbonate polymer comprising bromine.

42. The composite sheet material of claim 32, in which the thermoplastic polymer blend comprises two polymers comprising the same polymer backbone.

43. The composite sheet material of claim 42, in which the two polymers comprising the same polymer backbone are polycarbonate polymers.

\* \* \* \* \*