



US00RE44422E

(19) **United States**  
(12) **Reissued Patent**  
**Labonté et al.**

(10) **Patent Number:** **US RE44,422 E**  
(45) **Date of Reissued Patent:** **Aug. 13, 2013**

(54) **ICE SKATE BLADE**  
(75) Inventors: **Ivan Labonté**, Montreal (CA); **Chris Langevin**, Prevost (CA); **François Chenevert**, Rock Forest (CA)  
(73) Assignee: **Bauer Hockey, Inc.**, Exeter, NH (US)  
(21) Appl. No.: **29/319,823**  
(22) Filed: **Jun. 16, 2008**

*Primary Examiner* — Raphael Barkai  
(74) *Attorney, Agent, or Firm* — Wolf, Greenfield & Sacks, P.C.

(57) **CLAIM**  
We claim the ornamental design for the ice skate blade, as shown and described.

**Related U.S. Patent Documents**

Reissue of:  
(64) Patent No.: **Des. 488,846**  
Issued: **Apr. 20, 2004**  
Appl. No.: **29/159,672**  
Filed: **Apr. 26, 2002**  
U.S. Applications:  
(60) Continuation of application No. 29/291,691, filed on Sep. 21, 2007, now abandoned, which is a division of application No. 29/213,958, filed on Sep. 23, 2004, now abandoned.  
(51) **LOC (9) Cl.** ..... **21-02**  
(52) **U.S. Cl.**  
USPC ..... **D21/761**  
(58) **Field of Classification Search**  
USPC ..... D21/760-764, 771; 280/11.18, 11.12, 280/11.19, 11.22  
See application file for complete search history.

**DESCRIPTION**

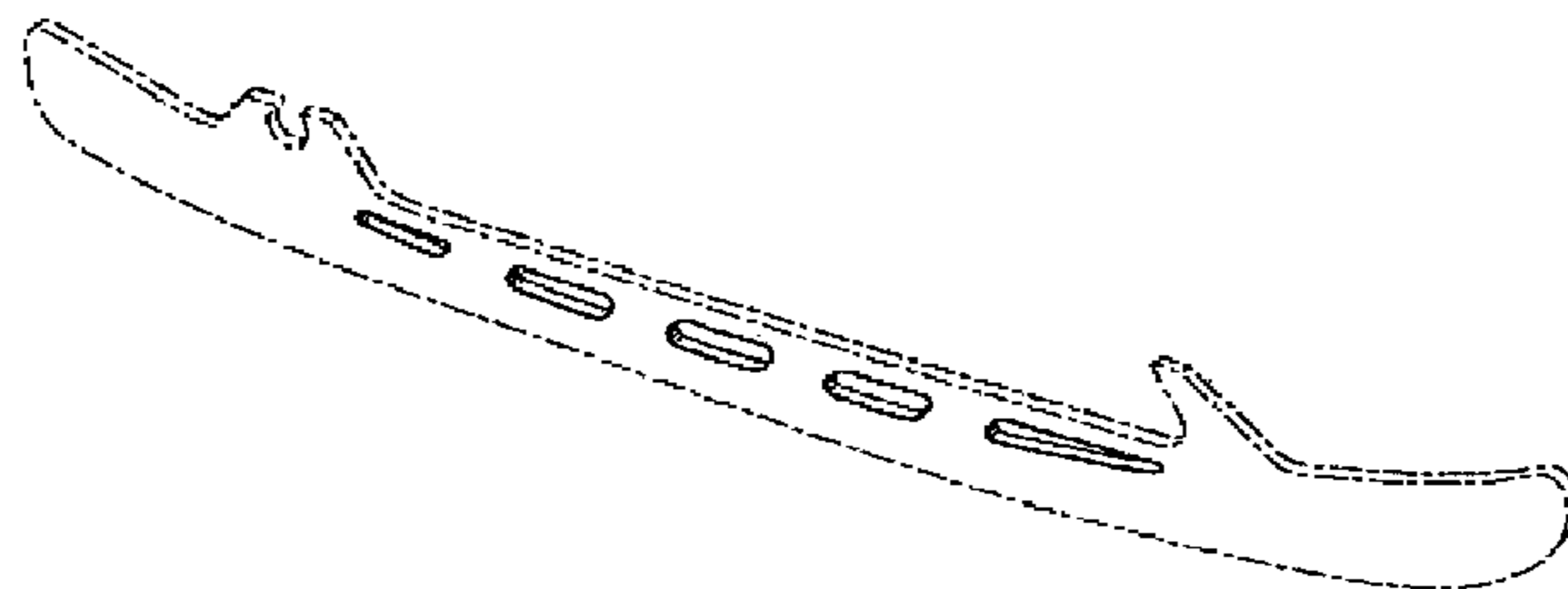
FIG. 1 is a perspective view of an ice skate blade according to the present design;  
FIG. 2 is a right side elevational view of the ice skate blade of FIG. 1;  
FIG. 3 is a top plan view of the ice skate blade of FIG. 1;  
FIG. 4 is a bottom plan view of the ice skate blade of FIG. 1;  
FIG. 5 is a rear elevational view of the ice skate blade of FIG. 1;  
FIG. 6 is a front elevational view of the ice skate blade of FIG. 1;  
FIG. 7 is a left side elevational view of the ice skate blade of FIG. 1;  
FIG. 8 is a perspective view of the ice skate blade of FIG. 1 illustrated with an ice skate blade holder in broken lines;  
FIG. 9 is a right side elevational view of the ice skate blade of FIG. 8;  
FIG. 10 is a top plan view of the ice skate blade of FIG. 8;  
FIG. 11 is a bottom plan view of the ice skate blade of FIG. 8;  
FIG. 12 is a left side elevational view of the ice skate blade of FIG. 8;  
FIG. 13 is a front elevational view of the ice skate blade of FIG. 8; and,  
FIG. 14 is a rear elevational view of the ice skate blade of FIG. 8.  
The broken lines are shown for illustrative purposes only and form no part of the claimed design.

(56) **References Cited**  
**U.S. PATENT DOCUMENTS**  
475,650 A 5/1892 Wierda et al.  
2,414,967 A 1/1947 Meyers  
(Continued)  
**FOREIGN PATENT DOCUMENTS**  
CA 1325819 C 1/1994  
CA 2145520 A1 4/1994  
(Continued)  
**OTHER PUBLICATIONS**

Illustration of an ice skate blade bolder and an ice skate blade sold under the trademark "TBLADE".

**1 Claim, 4 Drawing Sheets**

**Matter enclosed in heavy brackets [ ] appears in the original patent but forms no part of this reissue; matter printed in italics indicates the additions made by reissue.**



# US RE44,422 E

Page 2

---

(56)

## References Cited

### U.S. PATENT DOCUMENTS

3,212,786 A 10/1965 Florjancic et al.  
4,074,909 A 2/1978 Baikie  
D250,490 S \* 12/1978 Baikie et al.  
D268,125 S \* 3/1983 Baikie  
D271,036 S \* 10/1983 Baikie  
4,549,742 A 10/1985 Husak et al.  
D325,416 S \* 4/1992 Olsen et al.

5,641,169 A \* 6/1997 Bekessy ..... 280/11.18  
D414,017 S \* 9/1999 Lefebvre et al. .... D2/904  
D430,251 S \* 8/2000 Graf ..... D21/761  
6,164,667 A 12/2000 Olivieri

### FOREIGN PATENT DOCUMENTS

DE 41 27 294 C1 11/1992  
GB 514214 11/1939

\* cited by examiner

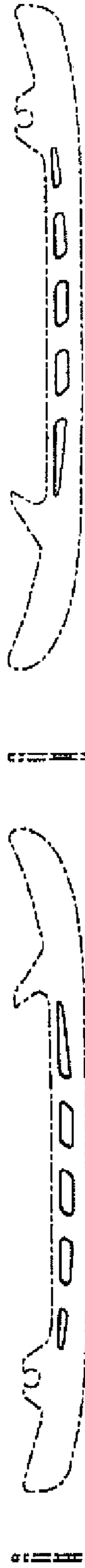
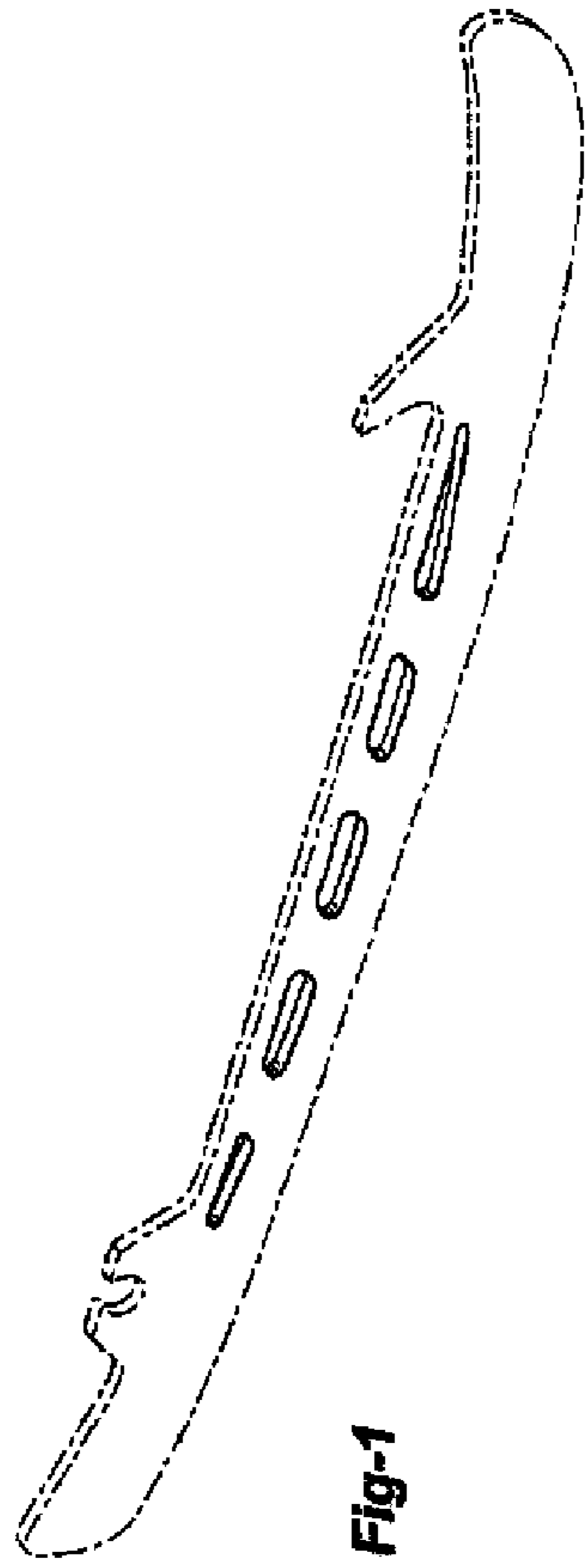
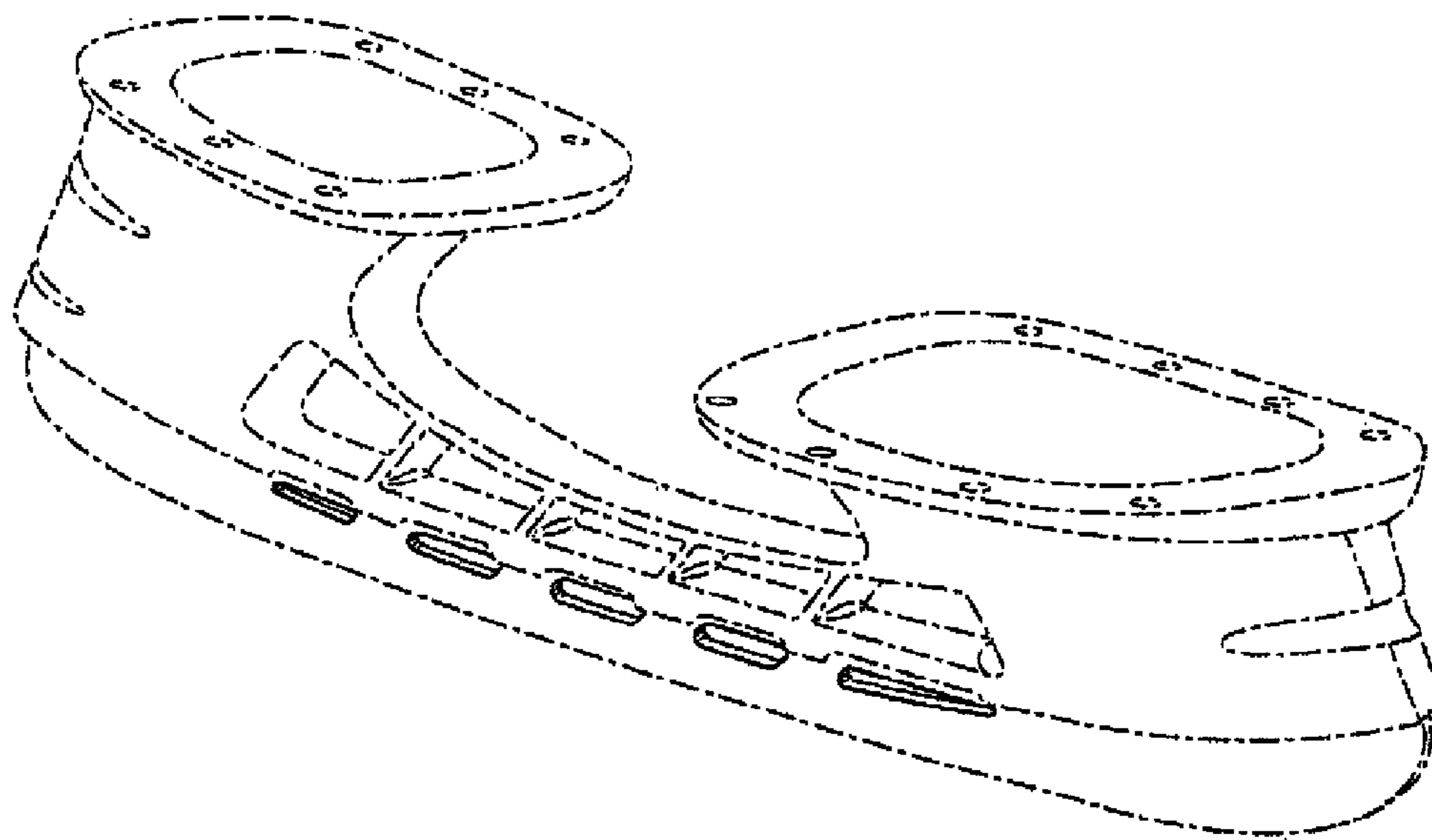
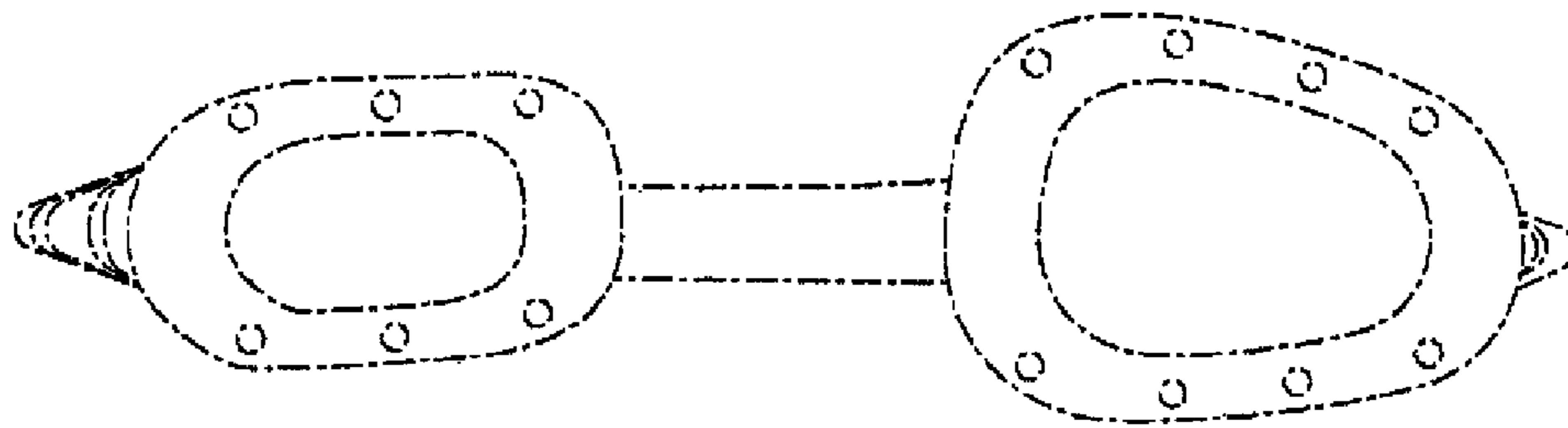


Fig-5 Fig-2 Fig-6 Fig-7

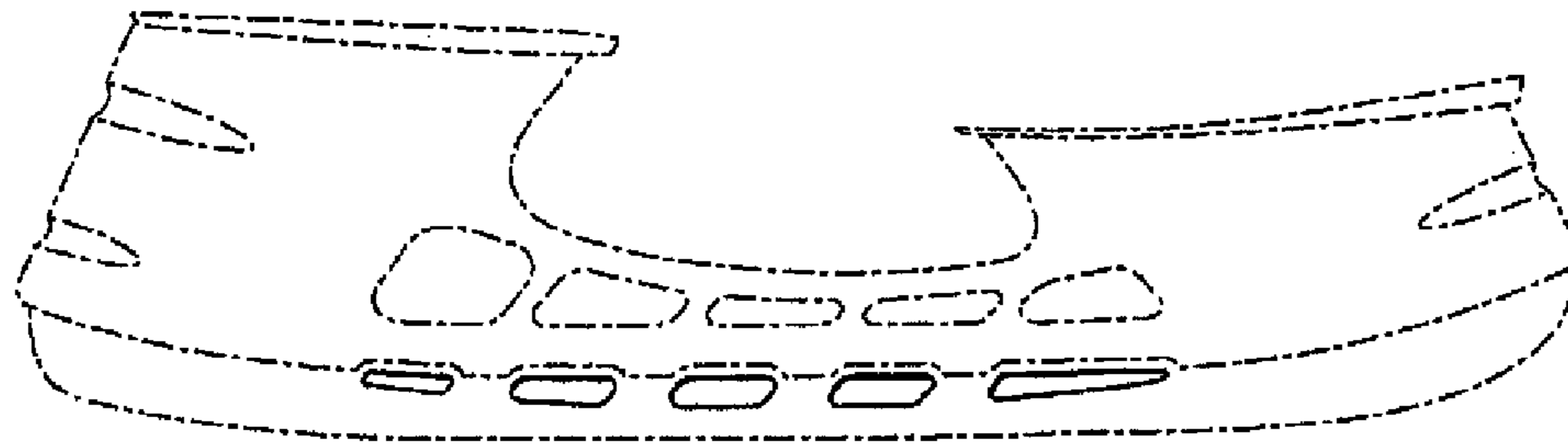





**Fig-8**



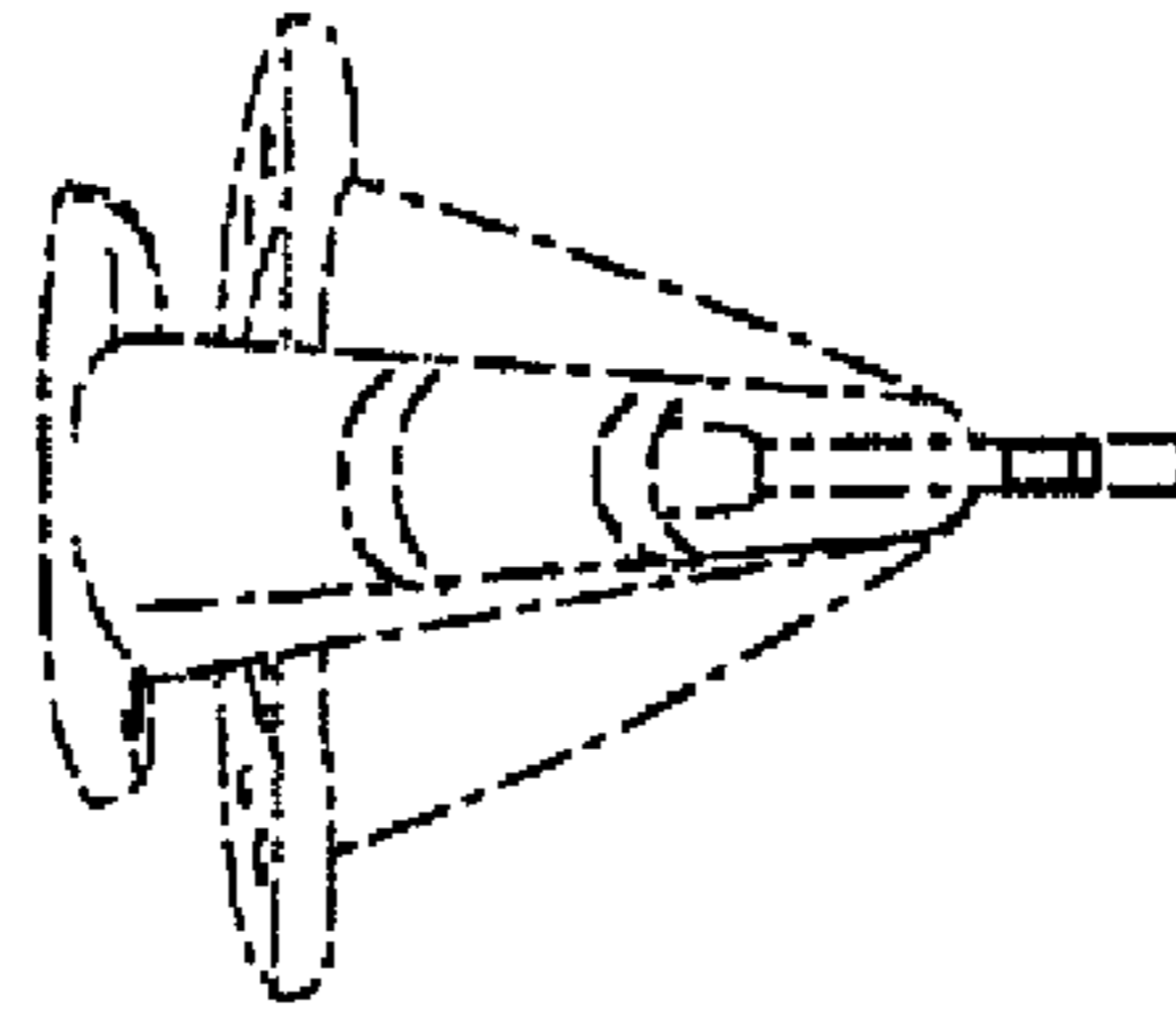
**Fig-10**



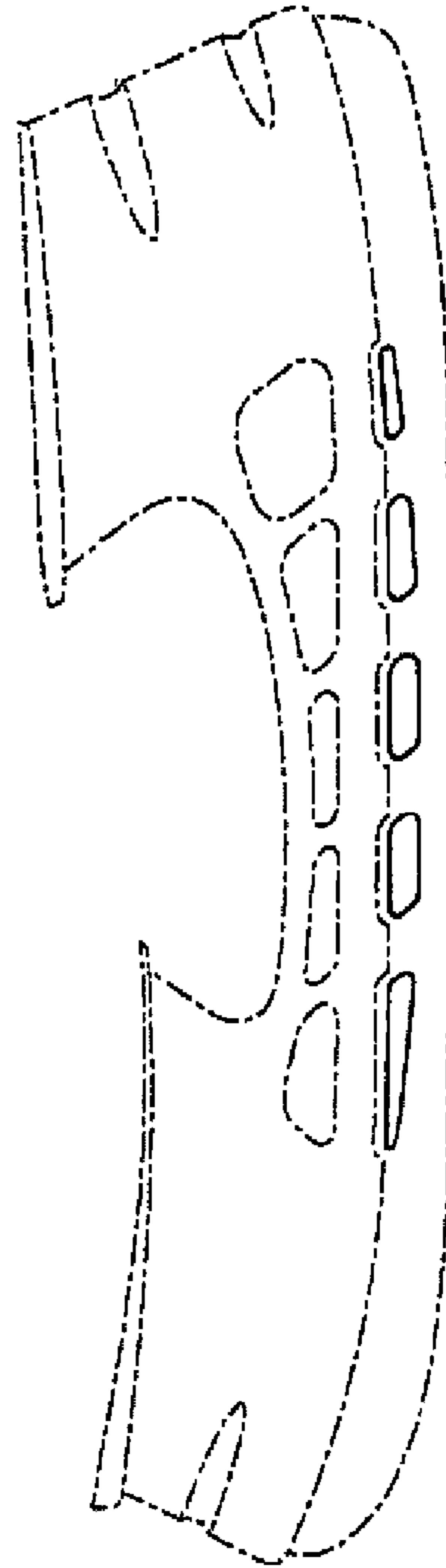
**Fig-9**



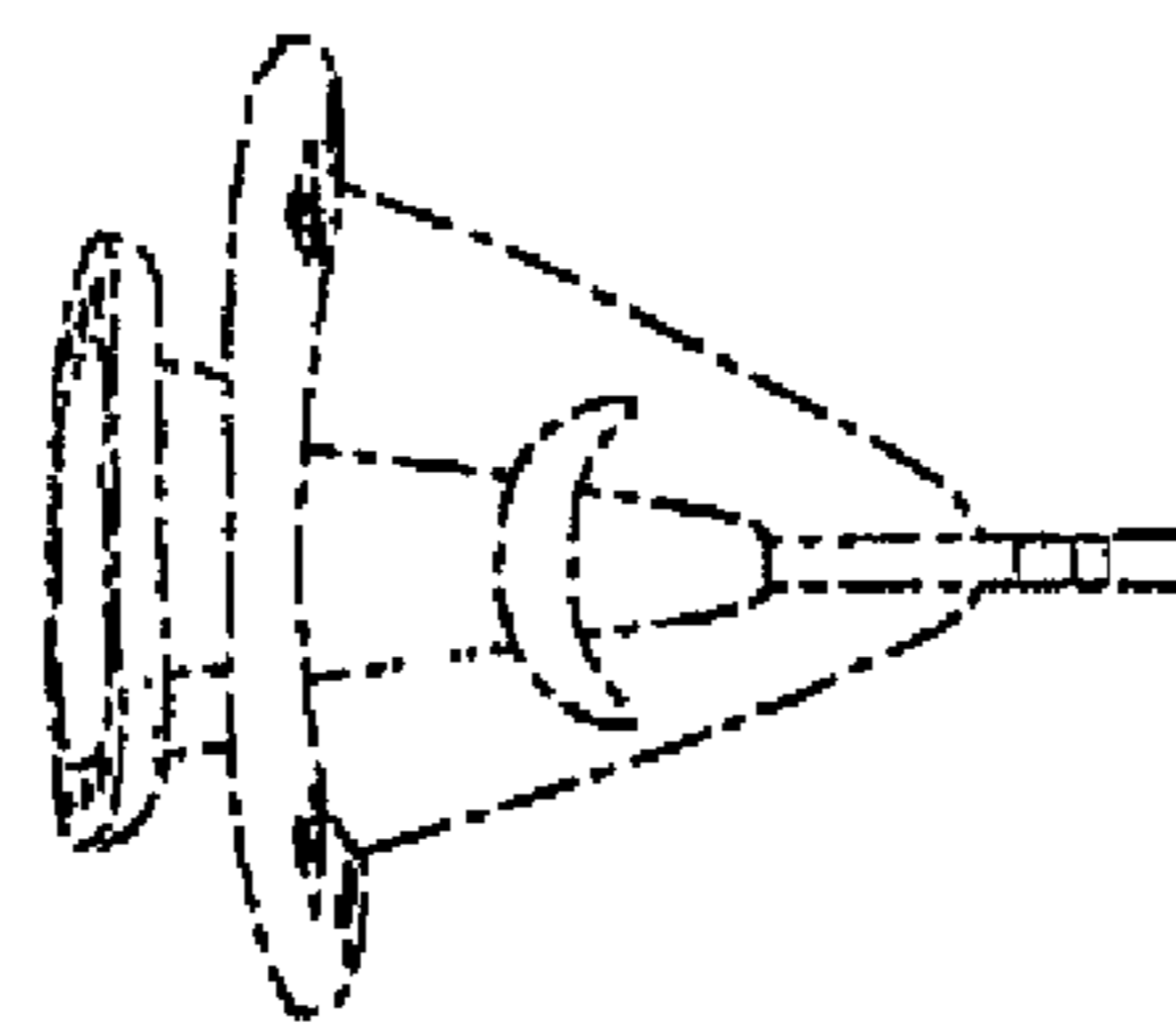
**Fig-11**



**Fig-14**



**Fig-12**



**Fig-13**

UNITED STATES PATENT AND TRADEMARK OFFICE  
**CERTIFICATE OF CORRECTION**

PATENT NO. : RE44,422 E  
APPLICATION NO. : 29/319823  
DATED : August 13, 2013  
INVENTOR(S) : Labonté et al.

Page 1 of 1

It is certified that error appears in the above-identified patent and that said Letters Patent is hereby corrected as shown below:

On the Title Page Item [60] should read

Continuation of application No. 29/291,961, filed on Sep. 21, 2007, now abandoned, which is  
a division of application No. 29/213,958, filed on Sep. 23, 2004, now abandoned.

Signed and Sealed this  
Nineteenth Day of November, 2013



Teresa Stanek Rea  
*Deputy Director of the United States Patent and Trademark Office*

UNITED STATES PATENT AND TRADEMARK OFFICE  
**CERTIFICATE OF CORRECTION**

PATENT NO. : RE44,422 E  
APPLICATION NO. : 29/319823  
DATED : August 13, 2013  
INVENTOR(S) : Labonte et al.

Page 1 of 1

It is certified that error appears in the above-identified patent and that said Letters Patent is hereby corrected as shown below:

On the title page, under 1 Claim, 4 Drawing Sheets

Please delete “Matter enclosed in heavy brackets [ ] appears in the original patent but forms no part of this reissue; matter printed in italics indicates the additions made by reissue.”

Signed and Sealed this  
Twenty-fourth Day of June, 2014



Michelle K. Lee  
*Deputy Director of the United States Patent and Trademark Office*