

US00RE43826E

(19) **United States**
(12) **Reissued Patent**
Barraud

(10) **Patent Number:** **US RE43,826 E**
(45) **Date of Reissued Patent:** ***Nov. 20, 2012**

(54) **SYSTEM AND METHOD FOR USER-SERVER
TELECOMMUNICATION IN ACCORDANCE
WITH PERFORMANCE CAPABILITIES OF A
CONTROLLER**

(75) Inventor: **Claude Georges Barraud**, Zaventem
(BE)

(73) Assignee: **Sony Europe Limited**, Londerzeel (BE)

(*) Notice: This patent is subject to a terminal disclaimer.

(21) Appl. No.: **12/793,956**

(22) Filed: **Jun. 4, 2010**

Related U.S. Patent Documents

Reissue of:

(64) Patent No.: **6,684,403**
Issued: **Jan. 27, 2004**
Appl. No.: **09/685,122**
Filed: **Oct. 10, 2000**

U.S. Applications:

(63) Continuation of application No. 11/342,236, filed on Jan. 26, 2006, now Pat. No. Re. 41,708, which is a continuation of application No. 09/394,624, filed on Jul. 3, 2000, now Pat. No. 6,282,715, which is a continuation of application No. 08/776,566, filed as application No. PCT/EP95/03089 on Aug. 1, 1995, now Pat. No. 6,088,051.

(30) Foreign Application Priority Data

Aug. 1, 1994 (NL) 9401262

(51) **Int. Cl.**
H04N 7/16 (2006.01)

(52) **U.S. Cl.** **725/147; 725/119**

(58) **Field of Classification Search** 725/147,
725/119, 132, 140, 152, 105, 110, 117, 127,
725/120; 348/460, 723, 180, 192; 709/203,
709/209, 219, 224, 225, 232-235, 220, 217,
709/222; 717/171-173, 176-178
See application file for complete search history.

(56) References Cited

U.S. PATENT DOCUMENTS

4,382,266 A * 5/1983 Panzer 725/144
(Continued)

FOREIGN PATENT DOCUMENTS

WO WO 94/13107 6/1994

OTHER PUBLICATIONS

16th International TV Symposium—CATV Sessions—Symposium Record, Jun. 17, 1989, Montreux, CH, pp. 554-559, XP 000093967; "Videotex and Interactive Services on Tree & Branch Cable TV Networks"; S. Roberts et al.

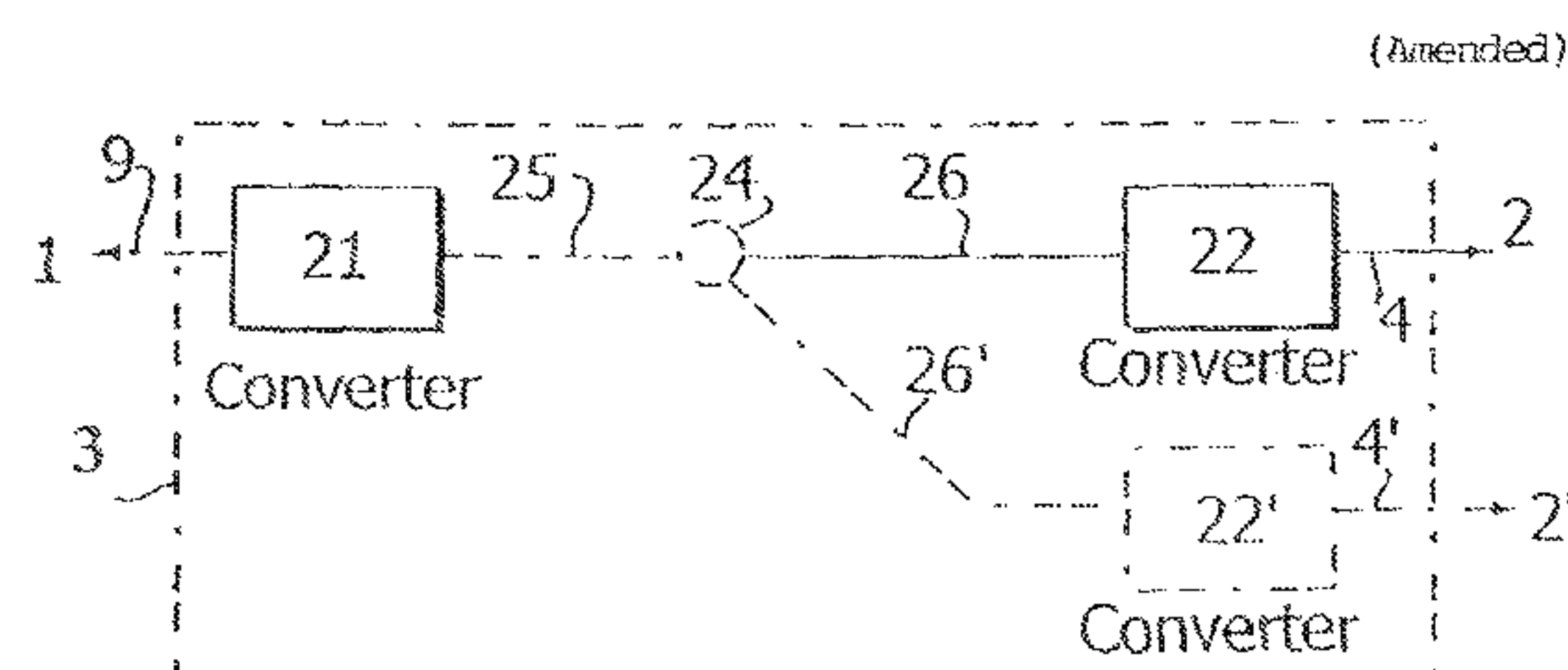
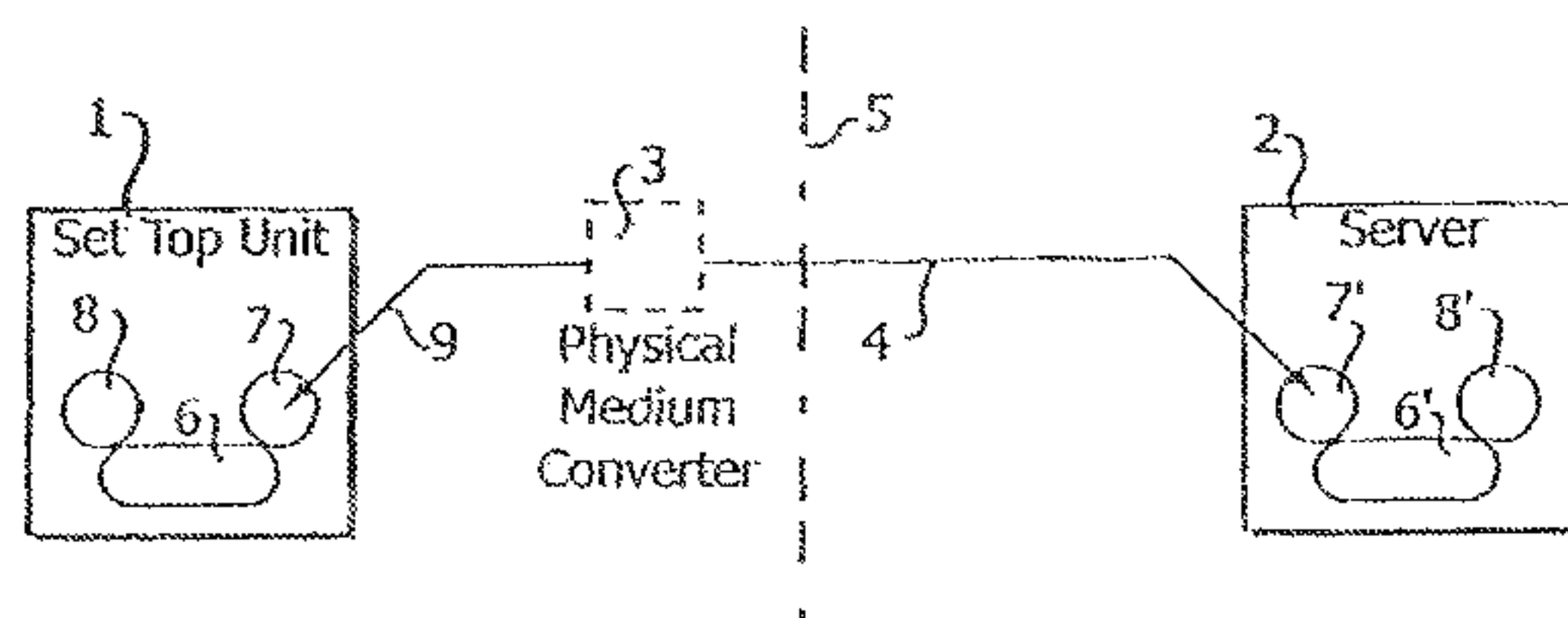
Primary Examiner — Victor Kostak

(74) *Attorney, Agent, or Firm* — Frommer Lawrence & Haug LLP; William S. Frommer

(57) **ABSTRACT**

A user terminal exchanges information with a server through a transmission medium. A coupling unit couples the user terminal to the transmission medium in accordance with information from the server. Likewise, the server is controlled in accordance with information from the user terminal. In this manner, communication is created and performed between the server and the user terminal. The user terminal may be a Set-Top Unit which may be adjusted to the transmission medium by, for example, a physical medium converter or the communication itself between the Set-Top Unit and the server may be adjusted as directed by programs installed in the Set-Top Unit which may originate from the server.

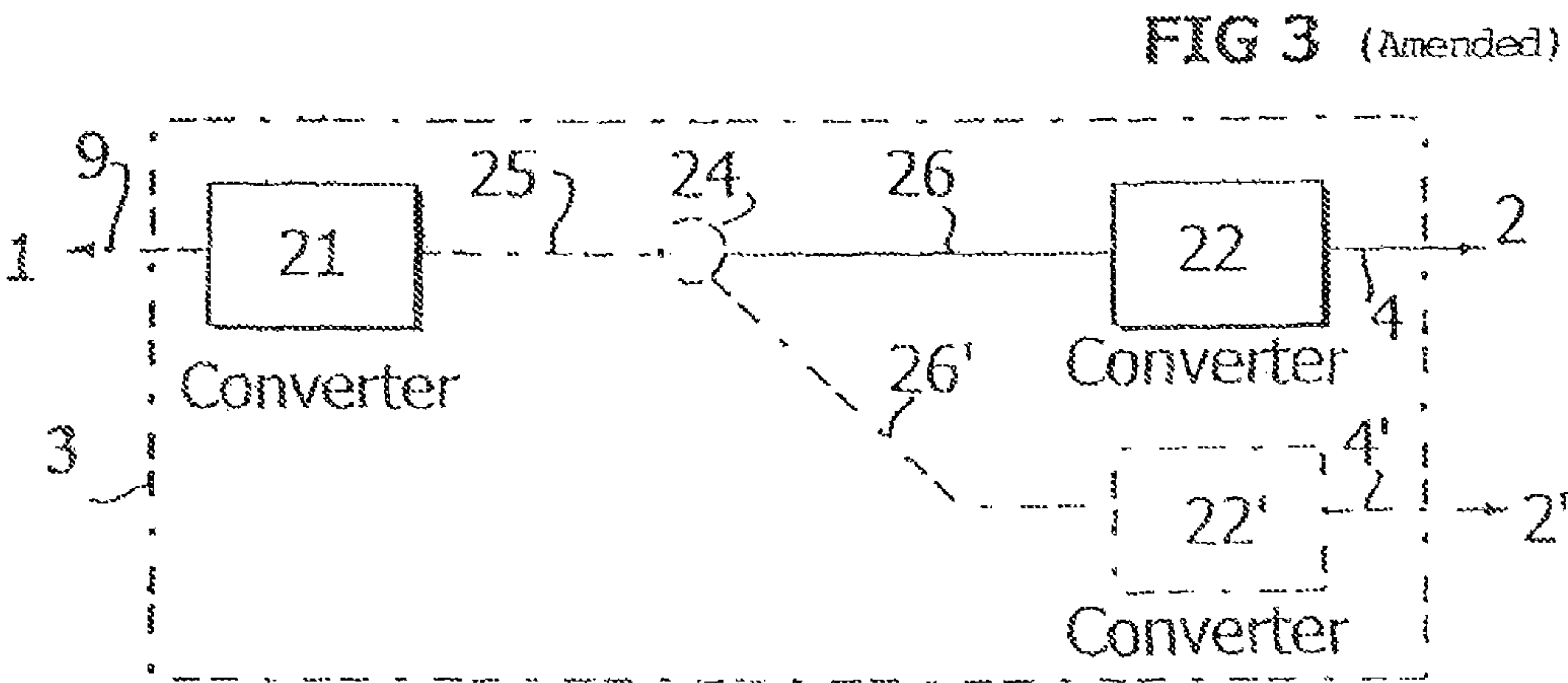
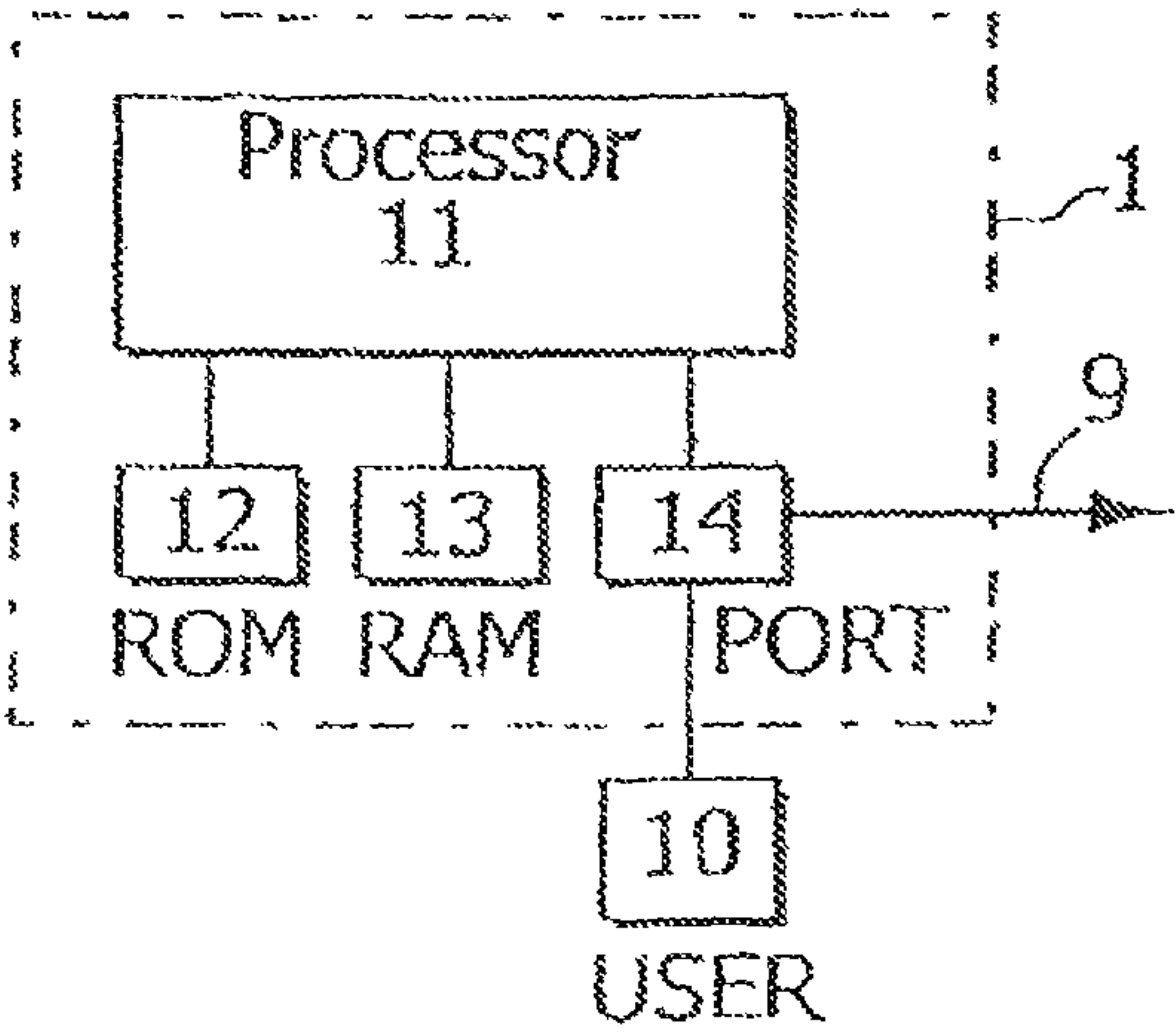
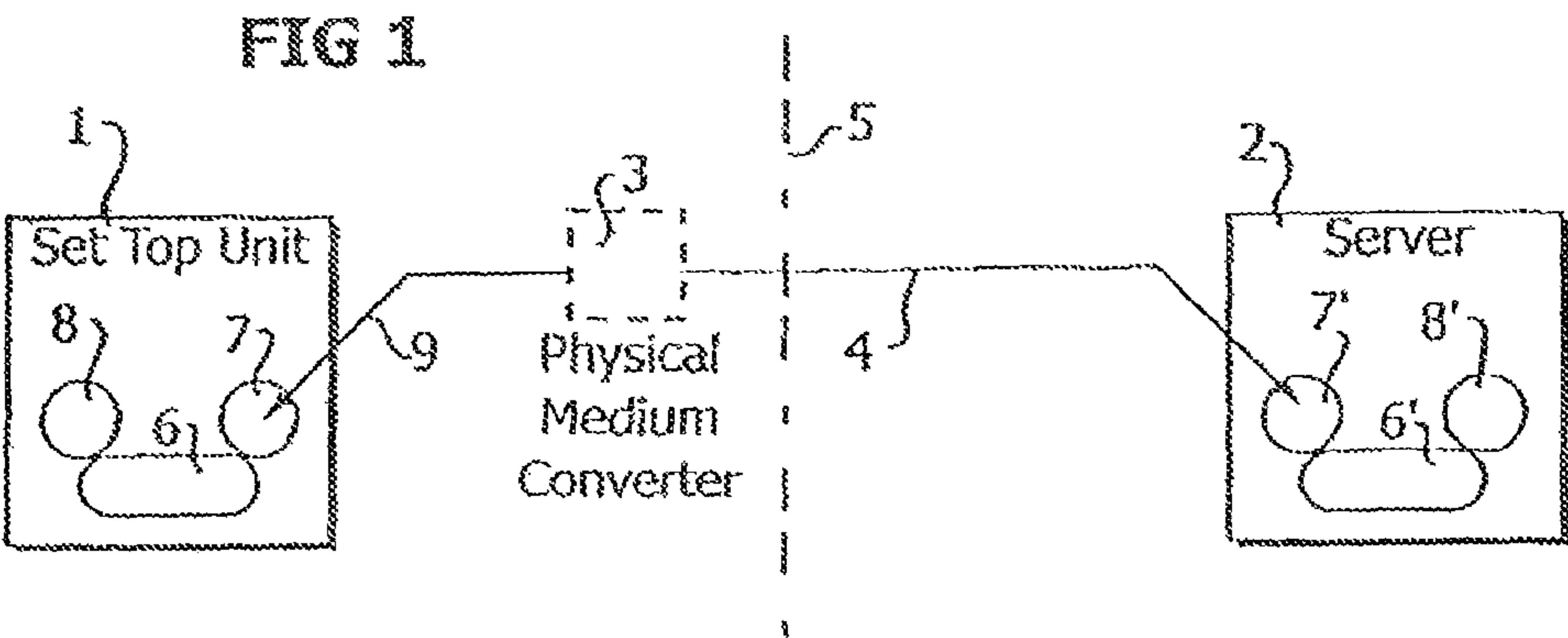
4 Claims, 1 Drawing Sheet



U.S. PATENT DOCUMENTS

5,272,529	A *	12/1993	Frederiksen	375/240.22	5,608,447	A *	3/1997	Farry et al.	725/116
5,311,513	A *	5/1994	Ahmadi et al.	370/230	5,619,250	A	4/1997	McClellan et al.	
5,339,315	A *	8/1994	Maeda et al.	725/103	5,619,274	A *	4/1997	Roop et al.	348/461
5,371,532	A *	12/1994	Gelman et al.	725/88	5,634,011	A *	5/1997	Auerbach et al.	709/242
5,386,213	A *	1/1995	Haupt et al.	341/67	5,635,979	A *	6/1997	Kostreski et al.	725/132
5,414,773	A	5/1995	Handelman		5,651,006	A *	7/1997	Fujino et al.	370/408
5,421,030	A	5/1995	Baran		5,652,627	A *	7/1997	Allen	348/497
5,473,680	A *	12/1995	Porter	379/221.15	5,659,350	A	8/1997	Hendricks et al.	
5,481,542	A *	1/1996	Logston et al.	725/131	5,668,995	A	9/1997	Bhat	
5,481,757	A *	1/1996	Mihara et al.	725/119	5,689,553	A	11/1997	Ahuja et al.	
5,483,277	A	1/1996	Granger		5,717,878	A *	2/1998	Sannino	725/117
5,488,412	A	1/1996	Majeti et al.		5,719,786	A *	2/1998	Nelson et al.	709/219
5,512,936	A	4/1996	Burton et al.		5,721,815	A *	2/1998	Ottesen et al.	715/721
5,544,161	A *	8/1996	Bigham et al.	370/397	5,727,051	A *	3/1998	Holender	379/112.05
5,550,863	A *	8/1996	Yurt et al.	375/240	5,729,549	A *	3/1998	Kostreski et al.	370/522
5,553,311	A *	9/1996	McLaughlin et al.	710/64	5,734,589	A *	3/1998	Kostreski et al.	715/716
5,565,909	A	10/1996	Thibadeau et al.		5,734,853	A	3/1998	Hendricks	
5,594,507	A *	1/1997	Hoarty	348/584	5,764,298	A *	6/1998	Morrison	348/500
5,594,726	A	1/1997	Thompson et al.		5,826,017	A *	10/1998	Holzmann	709/230
5,600,844	A *	2/1997	Shaw et al.	715/273	5,966,637	A	10/1999	Kanungo et al.	
5,606,359	A *	2/1997	Youden et al.	725/88					

* cited by examiner



1

SYSTEM AND METHOD FOR USER-SERVER TELECOMMUNICATION IN ACCORDANCE WITH PERFORMANCE CAPABILITIES OF A CONTROLLER

Matter enclosed in heavy brackets [] appears in the original patent but forms no part of this reissue specification; matter printed in italics indicates the additions made by reissue.

CROSS REFERENCE TO RELATED APPLICATIONS

Notice: More than one reissue application has been filed for the reissue of U.S. Pat. No. 6,684,403. The reissue applications are Ser. No. 11/342,236 filed Jan. 26, 2006 and the instant continuation application now U.S. Pat. No. Re. 41,708.

This application is a continuation of application Ser. No. 09/394,624, filed Jul. 3, 2000, now U.S. Pat. No. 6,282,715 which is a continuation of application Ser. No. 08/776,566, filed Mar. 21, 1997, now U.S. Pat. No. 6,088,051, which is a 371 of PCT/EP95/03089, filed Aug. 1, 1995.

BACKGROUND OF THE INVENTION

1. Field of the Invention

The present invention relates to a system and method for telecommunication, specifically interactive telecommunication.

2. Description of the Related Art

Communication between the user apparatus and the server is often not possible as a result of differences in the ways the apparatuses communicate.

OBJECTS AND SUMMARY OF THE INVENTION

The object of the present invention is to provide means enabling interactive communication along any chosen transmission medium between user apparatuses of various kinds and a server apparatus.

It is also an object of the present invention to provide means performing a minimum number of functions to enable communication between said user apparatus and said server apparatus.

According to the present invention a system is provided, characterized in that said coupling means comprise means for controlling said user apparatus based on information from said server apparatus and for controlling said server apparatus based on information from said user apparatus; and means for creating and for performing communication with said server apparatus and said user apparatus.

Furthermore, said system according to the present invention is characterized in that said coupling means comprise a Set-Top Unit (Set-Top Unit) and a physical medium converter, in that the means for controlling said user apparatus are present in said Set-Top Unit and comprise mainly a program for a dynamic process down-loaded from said server apparatus and stored in a RAM memory and in that means for creating communicating is a program for a static process stored in a ROM memory of the Set-Top Unit.

As a result of the above-mentioned characteristic properties of the system according to the invention, adjustment is achieved on two levels, namely adjustment of said Set-Top Unit to said transmission medium by said physical medium

2

converter and adjustment of the communication between said Set-Top Unit and said server apparatus by programs in said Set-Top Unit originating from said server apparatus.

According to the present invention, a lign-up of Set-Top Units can be developed as commercial products. Also, in order to promote the development of interactive digital audio-video services, Set-Top Unit manufacturers will be left as free as possible to compete in the supply of these Set-Top Units. Therefore, only a minimal set of functionalities is defined in order to be incorporated in a standard. This set can be viewed as a "smart gateway" to interactive digital audio-video services.

BRIEF DESCRIPTION OF THE DRAWINGS

The invention will now be explained in detail with the following description of a preferred embodiment of the invention with reference to the accompanying drawings, in which:

FIG. 1 is a schematic representation of the configuration of elements in the system on both sides of a transmission medium;

FIG. 2 is a schematic representation of the Set-Top Unit shown in FIG. 1; and

FIG. 3 is a schematic representation of the physical medium converter shown in FIG. 1.

DETAILED DESCRIPTION OF THE PREFERRED EMBODIMENTS

The portion of a telecommunication system according to the present invention is shown in FIG. 1.

The coupling means are formed by the Set-Top Unit 1, together with the connection channel 9 and the physical medium converter 3, the coupling means forming a connection between the user apparatus 10 and the transmission medium 4. The transmission medium 4 is a connection between the coupling means and the server apparatus 2, the server apparatus 2 having a similar configuration as the Set-Top Unit 1, which is emphasized with the mirror-line 5 and the representation of the physical medium converter 3 by a dashed line.

The Set-Top Unit 1 contains memory space divided mainly into three parts. The "Operating System" is located in the first part 6 of the memory space, the "Operating System" controlling communication between the physical apparatus of the Set-Top Unit 1 and the programs for static or dynamic processes running in the Set-Top Unit 1. It should be noted that an application program interface (API) can run between the Operating System and the programs for static or dynamic processes. In the case of interactive communication, for which the telecommunication system according to the present invention is particularly suited, the Operating System is preferably of the Real Time, Multi Tasking, Object Oriented type and comprises a minimal number of basic instructions. The operating system mainly handles memory management and communication between processes by "message handling". The second part 8 of the memory space contains programs for static processes, which ensure correct functioning of the Set-Top Unit 1. The third part 7 of the memory space contains programs for dynamic processes, which ensure correct communication with the server apparatus 2 chosen by the user.

As the server apparatus 2 has a similar configuration as the Set-Top Unit 1, corresponding parts of the memory space of the server apparatus 2 are denoted in a similar way by 6', 8', 7', respectively.

At initiation of the communication between the Set-Top Unit 1 and the server apparatus 2 the dynamic processes are

sent to the Set-Top Unit 1 by the server apparatus 2. Therefore, initiation of the communication can be represented by the following sequence:

1. Initiation by the user.
2. Relevant static processes become active in the Set-Top Unit 1.
3. Static processes create a connection with said user apparatus 10 and with said server apparatus 2.
4. Static process sends relevant information concerning the Set-Top Unit 1 in the form of a "Identification Format" to the server apparatus 2. This identification format declares the performance capabilities of the Set-Top Unit 1 to the server apparatus 2 at the beginning of the session. These performance capabilities relate to memory size available for dynamic processes, screen driver type or the type of another user apparatus, remote control type, whether additional programs for static processes are available (namely the I/O driver and/or a keyboard driver).
5. Static process in the server apparatus 2 assembles programs for dynamic processes suited to the present Set-Top Unit 1, where suitability is determined by the information in the "Identification Format", the server apparatus 2 assuming certain parameters for the present Set-Top Unit 1 in the case, when the "Identification Format" contains insufficient information, where these assumed parameters are, for example, fixed as a result of standardization. These parameters comprise preferably a minimum standardized screen driver or other adjustment unit for a user apparatus, a minimum standardized memory size for dynamic processes, a minimum standardized physical user control, being an elementary remote control, and no additional optional programs for static processes. These minimum performance requirements are predetermined, for instance: minimum screen driver in the form of teletext overlay; minimum memory size for dynamic processes, for example, 4M bits; minimum physical user control, preferably a four-"button" cursor plus a select/unselect "button", where these "buttons" need not be physical buttons.
6. The server apparatus 2 sends the programs for dynamic processes required by the Set-Top Unit 1 to the Set-Top Unit 1, where these programs are stored in the memory space of the Set-Top Unit 1.
7. Dynamic processes in the Set-Top Unit 1 and dynamic processes in the server apparatus 2 communicate to regulate a stream of data between the Set-Top Unit 1 and the server apparatus 2.

FIG. 2 is a schematic representation of the configuration of a Set-Top Unit 1.

The programs for static processes are present in the ROM memory 12 and are copied to RAM memory 13 when the need arises for such a static process. Programs for static processes resident in the Set-Top Unit 1 mainly comprise programs for controlling functioning of an adjustment unit for a user apparatus like a screen driver, a keyboard driver or an I/O port driver, reaction to calls, decoding, handling of remote control, handling of "downloaded" programs and a Resident User Interface (RUI).

In the case, where existing display devices only provide an extremely embedded and elementary mechanism for overlay, a screen driver controlling functioning of the display device may be needed. This process will only remain active as long as a dynamic process does not take over. Similarly, a keyboard driver can control functioning of a terminal. An I/O port driver can, for example, control functioning of a connected game console.

A Resident User Interface process is necessary when the Set-Top Unit 1 is switched on. This process is then automatically started, for which it is loaded into RAM memory 13, where this process should be minimal. In the case of a network application, this process merely enables the Set-Top Unit 1 to connect to one or a very limited number of server apparatuses 2 or only to the navigation systems supplied by the network provider (level 1 in U.S. terminology). Once the Set-Top Unit 1 gains access to the server apparatus 2 or to the network provider navigation system, the latter downloads the application software at the beginning of the session, including a user interface. An active Resident User Interface process is then put on stand-by and only becomes active again, when the session is terminated for whatever reason. This mechanism enables service providers to tailor their user-interfaces to their needs (and also compete for better user-interfaces). The functionality of the RUI is in any case very simply; it merely enables the user to connect to server apparatuses, which will have their own user-interfaces. It should be noted here, that the Resident User Interface processes could also be used to enable definition of some functions, such as user profile, home profile, etc.

The static process for controlling reaction to calls is activated, when the user has chosen a server apparatus 2 he wishes to be connected to, or when, for example, a first access to a network and a connection to the network is required. The call handler is such a process, which manages all network and protocol tasks (for example, SDH/ATM) in order to establish the connection. If all messages to and from the network are to be handled by this process, it will run as long as the connection to the network (the session with the server apparatus 2) is active. Alternatively, when the downloaded software communicates with the network directly (and upper-layer protocol-wise with the server apparatus 2), the call handler is terminated at the moment the call is set-up and the connection has been established. Intermediate scenarios are possible, where the call handler process at all times manages the lower-layer protocols and network signaling, whereas the downloaded application software manages the end-to-end protocols. The call handler process depends on the selected network protocols.

In the case of interactive digital telecommunication, for example, MPEG 2 coding can be selected for digital A/V coding, preferably as a standard. If the A/V decoding process is performed by a dedicated piece of hardware, a resident A/V MPEG 2 decoder manager is called for. Microprocessing performance-permitting, one could, however, envisage the downloading of the A/V decoding scheme in software.

A program controlling the remote control process is needed to perform at least initial remote control operations. It could also include the process responsible for initial conditional access (including a smart card interface driver). Additionally, some resident "accounting" functions could be performed by this process, monitoring the user's expenditure. In a similar way as the Resident User Interface downloaded application software could take over these functions, in which case this remote control handler would be deactivated, and would only be reactivated when the session is terminated for whatever reason.

A resident program for "download" handling manages processes in the memory space 7 for dynamic processes. It is activated when the user has selected a server apparatus 2 to be connected. The application software is then downloaded from the server apparatus 2 into the part 7 of the memory space containing programs for dynamic processes, after which control is handed over to this process. The download process runs

5

as long as a dynamic process is active. When the last dynamic process is completed, control is returned to the Resident User Interface process.

Programs for dynamic processes originating from the server apparatus 2 are stored in the RAM memory 13, from where these dynamic processes can run on the processor 11. Dynamic processes themselves are not resident in the Set-Top Unit 1. All dynamic processes originate from various server apparatuses 2 (for example, navigation, service providers or content providers). Dynamic processes are loaded in to the Set-Top Unit 1 by the download process, which then notifies the operating system of their presence. A downloaded process can then start and carry out its functions by, for instance (and if needed) communicating with the static processes through the operating system. Such dynamic processes are, for example, a tailored user interface, monitor functions, end-to-end protocols, etc. Dynamic processes can use static processes, when necessary. The operating system and the download process are preferably able to accommodate any number of dynamic processes, where the number of downloaded processes simultaneously available will only be limited by memory (RAM 13) capacity.

Preferably, it is possible to have more than one dynamic process downloaded, for example, if the user pauses one dynamic process to run another, resuming the first after completion of the second. For example, a user may pause his "video on demand" movie in order to book a flight to where the movie was filmed. The download process is active and ensures that only one process has access to the video/audio decoder hardware.

Preferably, the Set-Top Unit 1 contains the following interfaces: network interface (down and return channels); RGB/PAL/SECAM/NTSC interface; analog/digital audio interface; and a UHF interface. As an option an interface can be placed between the MPEG 2 demultiplexer and the video and audio decoders. Also, an I/O (data) interface can be added. The user control/smart card interfaces for remote control may also be provided.

For the network interfaces ATM logical protocols (format and signaling—including call set-up) independently of the physical medium are used, either for the down channel or the return channel, which can be different channels. In this case an ATM adaptation layer (AAL) 5 is need for signaling. For the transport of the audio-video data an MPEG transport stream can be used. Two MPEG 2 transport packets could then be contained in eight AAL 5 cells, optimizing overhead. The MPEG 2 system layer for transport streams provides all necessary means for source dock recovery through time stamps mechanisms. Alternatively, it is possible to use an AAL 1 for transporting the MPEG 2 transport stream by containing one MPEG 2 transport packet in four AAL 1 cells. An FEC above the current AAL 1 is optional, as tests have shown, that flagging an MPEG 2 transport packet loss (or even better, a cell loss through the use of the cell sequence numbering available in AAL 1) to the MPEG 2 decoder enables proprietary error concealment techniques to make any picture artifact hardly detectable by any viewer.

The programs for dynamic processes should, however, be downloaded error-free at the beginning of the session between the server apparatus 2 and the Set-Top Unit 1. In this case, real-time processing is not required as no isochronicity is required, unlike in A/V streams. It is, therefore, possible to use an ARQ-type and end-to-end recovery protocol. The express transport protocol (XTP), which is less complex than the TCP/IP recovery protocol, can be used to provide such an error-detection mechanism.

6

The RGB/PAL/SECAM/NTSC interface is intended to be connected to a standard scan interface, which is also the case for analog/digital audio interfaces.

A UHF interface can be used for old televisions, to which current and more modem standard audio/video interfaces cannot be connected.

An I/O (data) interface, which can optionally be added, is a transparent interface (bit stream) allowing connection of other terminals, for example, a game console, to the Set-Top Unit 1. In this case, the Set-Top Unit 1 is really a "smart gateway" to interactive digital audio/video services.

The schematic representation shown in FIG. 3 shows the physical medium converter 3.

The connection channel 9 between the Set-Top Unit 1 and the first converter 21 is usually not of the same kind as the transmission medium 4 between the second converter 22 and the server apparatus 2. The converter 3 has a modular configuration in the embodiment shown here, so as to enable simple adjustment to the present transmission medium 4 by using another converter 22 in the converter 3. It is also possible to make the converter 3 suitable for several transmission media 4, 4' by adding a converter 22' represented by dashed lines, necessitating the use of a selector 24 provided in the connection between the converters 21 and 22, 22', between the connection channels 25 and 26.

The connection channel 9 is preferably of one type so that at this side of the converter 3 there is no need for measures like those taken at the other side of the converter 3. To allow for the variety of possible transmission media 4.

Communication along the connection channel 9 between the physical medium converter 3 and the Set-Top Unit 1 can, for instance, be performed with SDH/Sonnet 155 Mbps. However, the output of the physical medium converter 3 to the Set-Top Unit 1 is subject to some minimum performance requirements, namely, in terms of the Bit Error Rate (BER), regardless of the physical transmission medium 4 used as an access network (coaxial cable, fiber cable, ADSL, etc.). As a result of this mechanism, the Set-Top Unit 1 is completely independent of the type of physical transmission media 4 used as access networks.

The physical medium converter 3 can be incorporated in the Set-Top Unit 1, even though they have been represented by individual elements in FIG. 1 and FIG. 2. Further, the coupling means formed by the Set-Top Unit 1 or by the Set-Top and the physical medium converter 3 can be incorporated in the user-apparatus 10 to form a unit therein.

What is claimed is:

[1. A system for communication, comprising:

at least one network medium for transmitting network data signals;

at least one server apparatus for transmitting the network data signal over the network medium; and

control means for controlling said at least one server apparatus;

wherein said control means transmits performance capability information of said control means as data signals over the network medium, and wherein said at least one server apparatus is controlled by said control means based upon information for controlling received by said control means over said network medium, and generated in response to said transmitted performance capability information; and

wherein the server apparatus is an audio visual apparatus.]

[2. The system according to claim 1, wherein the means for creating and performing communication comprise programs for controlling an adjustment unit for said server apparatus.]

7

[3. The system according to claim 2, wherein said server apparatus includes at least one of a screen driver, a keyboard driver, an I/O port driver, remote control means, means for processing programs to be downloaded and a resident user interface.]

[4. A system for communication, comprising:

at least one network medium for transmitting network data signals;

at least one server apparatus for transmitting the network data signal over the network medium; and

control means for controlling said at least one server apparatus;

wherein said control means transmits performance capability information of said control means as data signals over the network medium, and wherein said at least one server apparatus is controlled by said control means based upon information for controlling received by said control means over said network medium, and generated in response to said transmitted performance capability information; and

a connection channel, connected between the at least one server and the physical medium converter;

wherein the server apparatus is an audio visual apparatus; and

wherein the physical medium converter comprises a first converter for converting signals to and from the connection channel, a second converter for converting signals to and from the network medium and a connection between the first converter and the second converter.]

[5. The system according to claim 1, wherein the control means comprises means to provide the at least one server apparatus, upon establishment of an initial contact with an additional apparatus connected to said network medium, an identification format; and wherein the server apparatus comprises selection means to thereafter select and download a program best suited for the control means.]

[6. A server apparatus connectable to a network medium for transmission of information via said network medium, comprising:

a transmission means for transmitting data is said network medium;

a control means for transmitting performance capability information of said control means as data signals over the network medium, and wherein said server apparatus is controlled by said control means based upon information for controlling received by said control means over said network medium, and generated in response to said transmitted performance capability information;

wherein the server apparatus is an audio visual apparatus.]

[7. The server according to claim 6, wherein the apparatus for creating and performing communication comprise programs for controlling an adjustment unit for said server apparatus.]

[8. The server according to claim 7, wherein said server apparatus includes at least one of a screen driver, a keyboard driver, an I/O port driver, remote control means, means for processing programs to be downloaded and a resident user interface.]

[9. The server according to claim 6, wherein the coupler comprises an apparatus for providing the server, upon establishment of an initial contact with an additional apparatus connected to said network medium, an identification format; and wherein the server comprises selection means to thereafter select and download a program best suited for the coupler.]

8

[10. A system for communication, comprising:

at least one network medium for transmitting network data signals;

at least one server apparatus for transmitting the network data signal over the network medium; and

control means for controlling said at least one server apparatus;

wherein said control means transmits performance capability information of said control means as data signals over the network medium, and wherein said at least one server apparatus is controlled by said control means based upon information for controlling received by said control means over said network medium, and generated in response to said transmitted performance capability information; and

wherein said coupler includes a physical medium converter, and

a connection channel, connecting the server apparatus to the physical medium converter; and

wherein the physical medium converter comprises a first converter for converting signals to and from the connection channel, a second converter for converting signals to and from the network medium and a connection between the first converter and the second converter.]

[11. A system for communication, comprising:

at least one network medium;

at least one server apparatus connectable to the network medium, said server apparatus transmitting information via said network medium; and

coupling means for connecting the server apparatus and the network medium as desired, said coupling means comprising means for creating and for performing communication for the transmission of information by said server apparatus, wherein one or more programs are downloaded from the server apparatus via said network medium, and wherein said one or more downloaded programs controls an additional apparatus connected to said network medium and allows said additional apparatus to control a further apparatus connected to said network medium based on information from said server apparatus, and regulates a stream of data transmitted by the server apparatus as a dynamic process;

wherein said coupling means includes a physical medium converter; and

said system further including a connection channel, connected between the server apparatus and the physical medium converter, and wherein the physical medium converter comprises a first converter for converting signals to and from the connection channel, a second converter for converting signals to and from the network medium and a connection between the first converter and the second converter.]

[12. A server apparatus connectable to a network medium for transmission of information via said network medium, comprising:

a coupler for connecting said server apparatus and the network medium as desired, said coupler comprising an apparatus for creating and for performing communication for the transmission of information by said server apparatus, wherein one or more programs are downloaded from said server apparatus via said network medium, and wherein said one or more downloaded programs controls an additional apparatus connected to said network medium and allows said additional apparatus to control a further apparatus connected to said network medium based on information from said server

apparatus, and regulates a stream of data transmitted by the server apparatus as a dynamic process;
 wherein said coupler includes a physical medium converter;
 said server including a connection channel, connecting the server apparatus and the physical medium converter; and wherein the physical medium converter comprises a first converter for converting signals to and from the connection channel, a second converter for converting signals to and from the network medium and a connection between the first converter and the second converter.]

13. *A first apparatus connectable to a network medium for communicating information in the form of a stream of data to/from another apparatus via said network medium, comprising:*

- a transmitting unit configured to transmit to said other apparatus performance capability information identifying the type or performance capabilities of said first apparatus;*
- a receiving unit configured to receive programs assembled at said other apparatus suitable for execution at said first apparatus, as determined by said performance capability information;*
- a control unit configured to download from said other apparatus via said network medium information for controlling said first apparatus or said other apparatus in response to said performance capability information transmitted from said first apparatus to said other apparatus, said downloaded information being based on the performance capability information from said first apparatus, and said downloaded information being used for controlling transmission of information between said first apparatus and said other apparatus by regulating said stream of data and managing end-to-end protocols between said first apparatus and said other apparatus; and*
- a coupler for connecting the first apparatus and said network medium to transmit information to/from said other apparatus over said network medium and to download said programs from said other apparatus over said network medium to the first apparatus, said coupler including converters compatible with different network media.*

14. *A method for communicating information in the form of a data stream between first and second apparatuses via a network medium, comprising the steps of:*

- transmitting to said second apparatus performance capability information identifying the type or performance capabilities of said first apparatus;*
- receiving programs assembled at said second apparatus suitable for execution at said first apparatus, as determined by said performance capability information;*
- downloading information at the first apparatus from the second apparatus via said network medium in response to said performance capability information transmitted from said first apparatus to said second apparatus;*
- controlling the first or second apparatus based on said downloaded information, such that said downloaded information is used for controlling transmission of information between said first and second apparatuses by regulating said stream of data and managing end-to-end protocols between said first apparatus and said second apparatus; and*
- connecting the first apparatus and said network medium by a coupler to transmit information to/from said second apparatus over said network medium and to download*

said programs from said second apparatus over said network medium to the first apparatus, said coupler including converters compatible with different network media.

15. *A non-transitory computer readable medium for instructing a processor to implement a method for communicating information in the form of a data stream between first and second apparatuses via a network medium, comprising:*

- transmitting to said second apparatus performance capability information identifying the type or performance capabilities of said first apparatus;*
- receiving programs assembled at said second apparatus suitable for execution at said first apparatus, as determined by said performance capability information;*
- downloading information at the first apparatus from the second apparatus via said network medium in response to said performance capability information transmitted from said first apparatus to said second apparatus;*
- controlling the first or second apparatus based on said downloaded information, such that said downloaded information is used to regulate transmission of information between said first and second apparatuses by regulating said stream of data and managing end-to-end protocols between said first apparatus and said second apparatus; and*
- connecting the first apparatus and said network medium by a coupler to transmit information to/from said second apparatus over said network medium and to download said programs from said second apparatus over said network medium to the first apparatus, said coupler including converters compatible with different network media.*

16. *A system comprising first and second apparatuses connectable to a network medium, comprising:*

- said first apparatus communicating information in the form of a stream of data to said second apparatus;*
- said second apparatus communicating information in the form of a stream of data to said first apparatus;*
- a transmit unit to transmit performance capability information identifying the type or performance capabilities of said first apparatus to said second apparatus;*
- a receiving unit configured to receive programs assembled at said second apparatus suitable for execution at said first apparatus, as determined by said performance capability information;*
- a control unit configured to download from the second apparatus via said network medium information for controlling said first apparatus or said second apparatus in response to said transmitted performance capability information, said downloaded information being based on the performance capability information from said first apparatus, and said downloaded information being used for controlling transmission of information between said first and said second apparatus by regulating said stream of data and managing end-to-end protocols between said first apparatus and said second apparatus; and*
- a coupler for connecting the first apparatus and said network medium to transmit information to/from said second apparatus over said network medium and to download said programs from said second apparatus over said network medium to the first apparatus, said coupler including converters compatible with different network media.*