

US00RE43802E

(19) **United States**
 (12) **Reissued Patent**
Vazquez et al.

(10) **Patent Number:** **US RE43,802 E**
 (45) **Date of Reissued Patent:** ***Nov. 13, 2012**

(54) **α - AND β -AMINO ACID
 HYDROXYETHYLAMINO SULFONAMIDES
 USEFUL AS RETROVIRAL PROTEASE
 INHIBITORS**

(75) Inventors: **Michael L. Vazquez**, Gurnee, IL (US);
Richard A. Mueller, Glencoe, IL (US);
John J. Talley, St. Louis, MO (US);
Daniel P. Getman, Chesterfield, MO
 (US); **Gary A. DeCrescenzo**, St. Peters,
 MO (US); **John N. Freskos**, Clayton,
 MO (US); **Deborah E. Bertenshaw**,
 Brentwood, MO (US); **Robert M.
 Heintz**, Ballwin, MO (US)

(73) Assignee: **G.D. Searle LLC**, Wilmington, DE (US)

(*) Notice: This patent is subject to a terminal dis-
 claimer.

(21) Appl. No.: **13/238,923**

(22) Filed: **Sep. 21, 2011**

Related U.S. Patent Documents

Reissue of:

(64) Patent No.: **5,968,942**
 Issued: **Oct. 19, 1999**
 Appl. No.: **08/294,468**
 Filed: **Aug. 23, 1994**

U.S. Applications:

(63) Continuation-in-part of application No. 08/204,827,
 filed on Mar. 2, 1994, now Pat. No. 6,060,476, which is
 a continuation-in-part of application No. PCT/US93/
 07814, filed on Aug. 24, 1993, which is a continuation-
 in-part of application No. 07/934,984, filed on Aug.
 25, 1992, now abandoned.

(51) **Int. Cl.**
A61K 31/36 (2006.01)

(52) **U.S. Cl.** **514/275**; 514/311; 514/314; 514/355;
 514/357; 514/365; 514/367; 514/471; 514/599;
 514/601; 514/602; 514/605; 514/466

(58) **Field of Classification Search** None
 See application file for complete search history.

(56) **References Cited**

U.S. PATENT DOCUMENTS

4,450,164 A 5/1984 Bristol et al.
 4,477,441 A 10/1984 Boger et al.
 4,514,391 A 4/1985 Gordon et al.
 4,548,926 A 10/1985 Matsueda et al.
 4,599,198 A 7/1986 Hoover
 4,616,088 A 10/1986 Ryono et al.
 4,668,769 A 5/1987 Hoover
 4,668,770 A 5/1987 Boger et al.
 4,757,050 A 7/1988 Natarajan et al.
 4,757,060 A 7/1988 Lukacsko et al.
 4,826,815 A 5/1989 Luly et al.
 4,880,938 A 11/1989 Friedinger
 H725 H 1/1990 Gordon
 4,963,530 A 10/1990 Hemmi et al.
 4,977,277 A 12/1990 Rosenberg et al.
 5,122,514 A 6/1992 Boger et al.
 5,134,123 A 7/1992 Branca et al.

5,140,011 A 8/1992 Branca et al.
 5,142,056 A 8/1992 Kempe et al.
 5,157,041 A 10/1992 Handa et al.
 5,194,608 A 3/1993 Toyoda et al.
 5,196,438 A 3/1993 Martin et al.
 5,215,967 A 6/1993 Gante et al.
 5,223,615 A 6/1993 Toyoda et al.
 5,268,374 A * 12/1993 Fung et al. 514/237.2
 5,272,268 A 12/1993 Toyoda et al.
 5,278,148 A 1/1994 Branca et al.
 5,413,999 A 5/1995 Vacca et al.
 5,463,104 A 10/1995 Vazquez et al.
 5,475,013 A 12/1995 Talley et al.
 5,514,801 A 5/1996 Bertenshaw et al.
 5,521,219 A 5/1996 Vazquez et al.
 5,532,215 A 7/1996 Lezdey et al.
 5,541,206 A 7/1996 Kempf et al.
 5,552,558 A 9/1996 Kempf et al.
 5,585,397 A 12/1996 Tung et al.
 H1649 H 5/1997 Barrish et al.
 5,635,523 A 6/1997 Kempf et al.
 5,674,882 A 10/1997 Kempf et al.
 5,691,372 A 11/1997 Tung et al.
 5,723,490 A 3/1998 Tung
 5,744,481 A 4/1998 Vazquez et al.
 5,786,483 A 7/1998 Vazquez et al.
 5,830,897 A 11/1998 Vazquez et al.
 5,837,464 A 11/1998 Capon et al.

(Continued)

FOREIGN PATENT DOCUMENTS

AU A-79823/87 4/1988
 AU A 79823/87 4/1988
 CA 2026382 3/1991
 CA 2045008 12/1991
 DE 2352452 4/1975
 DE 3635907 4/1988
 EP 0104041 3/1984
 EP 0114993 6/1984
 EP 0172347 2/1986
 EP 0223437 5/1987
 EP 0264795 4/1988
 EP 0337714 10/1989
 EP 0342541 11/1989
 EP 0346847 12/1989
 EP 356223 2/1990

(Continued)

OTHER PUBLICATIONS

U.S. Appl. No. 11/788,948, filed Apr. 2007, Vazquez et al.*
 Response to Defendants Teva Pharmaceuticals USA, Inc. and Teva
 Pharmaceutical Industries, Ltd.'s Invalidity Contentions for U.S.
 Patent No. 6,248,775 Pursuant to Local Patent Rules 3.6(i) and 3.4A,
 Mar. 29, 2012 92 pages.
 Grobelny, D., et al., Selective Phosphinate Transition-State Analogue
 Inhibitors of the Protease of Human Immunodeficiency Virus,
 Biochem. Biophys. Res. Commun. 169:111-116 (1990).

(Continued)

Primary Examiner — Yong Chu
 (74) *Attorney, Agent, or Firm* — Connolly Bove Lodge &
 Hutz LLP

(57) **ABSTRACT**

α - and β -amino acid hydroxyethylamino sulfonamide com-
 pounds are effective as retroviral protease inhibitors, and in
 particular as inhibitors of HIV protease.

18 Claims, No Drawings

U.S. PATENT DOCUMENTS

5,843,946	A *	12/1998	Vazquez et al.	514/252.11
5,856,353	A	1/1999	Tung et al.	
5,968,942	A	10/1999	Vazquez et al.	
5,977,137	A	11/1999	Tung et al.	
6,004,927	A	12/1999	Benet et al.	
6,037,157	A	3/2000	Norbeck et al.	
6,046,190	A	4/2000	Vazquez et al.	
6,054,490	A	4/2000	Sime et al.	
6,060,476	A *	5/2000	Vazquez et al.	514/256
6,071,916	A	6/2000	Askin et al.	
6,100,277	A	8/2000	Tucker et al.	
6,172,082	B1	1/2001	Vazquez et al.	
6,177,466	B1	1/2001	Sakaki et al.	
6,191,165	B1	2/2001	Ognyanov et al.	
6,211,176	B1	4/2001	Vazquez et al.	
6,245,809	B1	6/2001	Scarborough et al.	
6,248,775	B1 *	6/2001	Vazquez et al.	514/445
6,251,874	B1	6/2001	Liszewicz et al.	
6,281,367	B1	8/2001	Al-Farhan et al.	
6,313,345	B1	11/2001	Vazquez et al.	
6,335,460	B1	1/2002	Vazquez et al.	
6,417,387	B1	7/2002	Vazquez et al.	
6,455,581	B1	9/2002	Vazquez et al.	
6,472,407	B1	10/2002	Vazquez et al.	
6,500,832	B1	12/2002	Vazquez et al.	
6,534,493	B1	3/2003	Vazquez et al.	
6,646,010	B2	11/2003	Vazquez et al.	
6,846,954	B2	1/2005	Vazquez et al.	
6,869,759	B1	3/2005	Parkin et al.	
6,869,925	B1	3/2005	Eisenberg et al.	
6,890,942	B2	5/2005	Walker et al.	
6,924,286	B1	8/2005	Vazquez et al.	
6,943,170	B2	9/2005	Carini	
6,958,331	B1	10/2005	Brain et al.	
7,026,333	B1	4/2006	Mueller et al.	
7,112,683	B2	9/2006	Bertenshaw et al.	
7,115,618	B2	10/2006	Vazquez et al.	
7,141,609	B2	11/2006	Vazquez et al.	
7,320,983	B2	1/2008	Vazquez et al.	
7,494,768	B1	2/2009	Hertogs et al.	
7,531,538	B2	5/2009	Vazquez et al.	
7,829,564	B2	11/2010	Vazquez et al.	
RE42,889	E *	11/2011	Vazquez et al.	514/275

FOREIGN PATENT DOCUMENTS

EP	389898	A2	10/1990
EP	389898	A3	10/1990
EP	393445		10/1990
EP	393457		10/1990
EP	402646		12/1990
EP	0434365		6/1991
EP	468641		1/1992
EP	468641		12/1992
EP	0541168		5/1993
EP	0560268		9/1993
EP	0580402		1/1994
GB	1435386		5/1976
GB	2184730		7/1987
GB	2200115		7/1988
GB	2209752		5/1989
JP	50041814		4/1975
WO	WO 84/03044		8/1984
WO	WO 86/06726		11/1986
WO	WO9003971	A1 *	4/1990
WO	WO 92/00750		1/1992
WO	92/08699		5/1992
WO	WO 92/08688		5/1992
WO	WO 92/08699		5/1992
WO	WO 92/08701		5/1992
WO	WO 93/07128		4/1993
WO	WO 93/008184		4/1993
WO	WO 93/09096		5/1993
WO	WO 93/23388		11/1993
WO	94/04492		3/1994
WO	WO 94/04492		3/1994
WO	WO 94/05300		3/1994
WO	WO 94/05639		3/1994

WO	WO94/05639	3/1994
WO	WO 94/26749	11/1994
WO	WO 95/06030	3/1995
WO	WO 95/09843	4/1995
WO	WO95/33464	12/1995
WO	WO 97/01349	1/1997
WO	WO97/27319	7/1997
WO	WO97/27480	7/1997
WO	WO98/07888	2/1998
WO	WO98/56781	12/1998
WO	WO 99/33792	7/1999
WO	WO 99/67417	12/1999

OTHER PUBLICATIONS

Stowasser, B., et al., New Hybrid Transition State Analog Inhibitors of HIV Protease with Peripheral C2—Symmetry, *Tetrahedron Lett.* 33:6625 (1992).

Ikeda, S. et al. $\Psi[\text{PO}_2\text{-CH}_2\text{N}^+]$, A New Amide Bond Replacement: Potent Slow-Binding Inhibition of the HIV Protease, *J. Am. Chem. Soc.* 114:7604 (1992).

Mimoto, T., et al., Kynostatin (KNI)-227 and -272, highly potent anti-HIV agents: Conformationally constrained tripeptide inhibitors of HIV protease containing allophenylnorstatin, *Chem. Pharm. Bull.* 40:2251 (1992).

Tam, T.F., et al., Intriguing Structure-Activity Relations Underlie the Potent Inhibition of HIV Protease by Norstatin-Based Peptides, *J. Med. Chem.* 35:1318 (1992).

Sham, H.L. et al., Synthesis of (2S, 5S, 4R)-2,5-diamino-3,3-difluoro-1,6-diphenylhydroxyhexane: The Core Unit of a Potent HIV Proteinase Inhibitor, *J. Chem. Soc., Chem. Commun.* 110 (1991).

Schirlin, D., et al., Short and Unexpectedly Potent Difluorostatone Type Inhibitors of HIV-1 Protease, *Bioorg. Med. Chem. Lett.*, 3(2):253, 255 (1993).

Schirlin, D., et al., Beneficial Replacement of the P₁ Phenylalanine Side Chain in HIV-1 Protease Inhibitors of the Difluorostatone Type, *Bioorg. Med. Chem. Lett.*, 4(2):241 (Jan. 1994).

Craig, J.C., et al., Antiviral properties of Ro 31-8959, an inhibitor of human immunodeficiency virus (HIV) proteinase, *Antiviral Research* 16(4):295 (1991).

Craig, J.C., et al., Effects of a specific inhibitor of HIV protease (Ro 31-8959) on virus maturation in a chronically infected promonocytic cell line (U1), *Antiviral Chemistry & Chemotherapy*, 2:181 (1991).

Nitschko, H., et al., Long term treatment of HIV-infected MT-4 cells in culture with HIV proteinase inhibitor Ro 31-8959 leads to complete cure of infections, *Antiviral Chemistry & Chemotherapy*, 5:236 (Jul. 1994).

Johnson, V.A., et al., Human Immunodeficiency Virus Type 1 (HIV-1) Inhibitory Interactions between Protease Inhibitor Ro 31-8959 and Zidovudine, 2',3'-dideoxycytidine, or Recombinant Interferon- α A against Zidovudine-Sensitive or Resistant HIV-1 in vitro, *J. Infectious Diseases*, 166(5):1143 (1992).

Craig, J.C., et al., Antiviral synergy between inhibitors of HIV proteinase and reverse transcriptase. *Antiviral Chem. Chemother.* 4:161, 161-63 (1993).

Vacca, J.P., et al., L-735,524: An orally bioavailable human immunodeficiency virus type 1 protease inhibitor, *Proc. Nat'l Acad. Sci.* 91(9):4096, 4099 (Apr. 1994).

Fischl, M.A. et al., Combination antiviral therapy for HIV infection, *Hospital Practice* 29(1):43, 43-44 (Jan. 1994).

Shaw, T.M. et al., Tolerability and Pharmacokinetics of Single Oral Doses of Ro 31-8959, an HIV Proteinase Inhibitor, *Br. J. Clin. Pharmacol.* 34:166P-167P (1992).

Williams, P.E.O., et al., Disposition and Bioavailability of the HIV-Proteinase Inhibitor, Ro 31-8959, After Single Doses in Healthy Volunteers, *Br. J. Clin. Pharmacol.* 31:155P-156P (1992).

Muirhead, G.J., et al., Pharmacokinetics of the HIV-proteinase Inhibitor, Ro 318959, After Single and Multiple Oral Doses in Healthy Volunteers, *Br. J. Clin. Pharmacol.* 34:170P-171P (1992).

Tucker, T.J., et al., A Series of Potent HIV-1 protease inhibitors containing a hydroxyethyl secondary amine transition state isostere: Synthesis, enzyme inhibition, and antiviral activity, *J. Med. Chem.* 35:2525 (1992).

- Swain, A.L. et al., X-ray crystallographic structure of a complex between a synthetic protease of human immunodeficiency virus 1 and a substrate-based hydroxyethylamine inhibitor, Proc. Nat'l Acad. Sci., 87:8805 (1990).
- Getman, D., et al. Discovery of a Novel Class of Potent HIV-1 Protease Inhibitors Containing the (R)-(Hydroxyethyl)urea Isotere, J. Med. Chem. 36:288-91 (1993).
- Dreyer, G.D., et al., Hydroxyethylene Isostere Inhibitors of Human Immunodeficiency Virus-1 Protease: Structure-Activity Analysis Using Enzyme Kinetics, X-ray Crystallography, and Infected T-Cell Assays, Biochemistry, 31:6646, 6647 (1992).
- deSolms, S. J. et al., Design and Synthesis of HIV Protease Inhibitors: Variations of the Carboxyterminus of the HIV Protease Inhibitor L-682,679, J. Med. Chem. 34:2852, 2852-53 (1991).
- Lingham, R. B., et al., HIV-1 protease inhibitory activity of L-694,746, a novel metabolite of L-689,502, Biochem. Biophys. Res. Commun. (1991).
- Lambert, D.M., et al., Human Immunodeficiency Virus Type 1 Protease Inhibitors Irreversibly Block Infectivity of Purified Virions from Chronically Infected Cells, Antimicrob. Agents Chemother. 36:982, 983 (1992).
- Lambert D.M., et al. Synergistic drug interactions of an HIV-1 protease inhibitor with AZT in different in vitro models of HIV-1 infection. Antiviral Res. 21:327-342 (1993).
- Murthy, K.H.M., et al., The Crystal Structures of 2.2 Å Resolution of Hydroxyethylene-based Inhibitors Bound to Human Immunodeficiency Virus Type 1 Protease Show That The Inhibitors are present in two distinct orientations, J. Biol. Chem. 267:22770 (1992).
- Kempf, D., et al., Structure-Based, C₂ Symmetric Inhibitors of HIV Protease, J. Med. Chem. 33:2687-89 (1990).
- Kempf, D. et al. Symmetry-Based Inhibitors of HIV Protease: Structure—Activity Studies of Acylated 2,4-Diamino-1,5-diphenyl-3-hydroxypentane and 2,5-diamino-1,6-diphenylhexane-3,4-diol, J. Med. Chem. 36:320-330 (1993).
- Bone, R., et al., X-ray crystal structure of the HIV protease complex with L-400,417, an inhibitor with pseudo C₂ symmetry, J. Am. Chem. Soc., 113:9382 (1991).
- Kageyama, S. et al., In vitro inhibition of human immunodeficiency virus (HIV) type 1 replication by C₂ symmetry-based HIV protease inhibitors as single agents or in combinations, Antimicrob. Agents Chemother. 36:926 (1992).
- Hosur, M.V. et al., Influence of Stereochemistry on Activity and Binding Modes for C₂ Symmetry-Based Diol Inhibitors of HIV-1 Protease, J. Am. Chem. Soc. 116:847 (Feb. 1994).
- Babine, R. E. et al. The Use of HIV-1 protease structure in inhibitor design, Bioorg. Med. Chem. Lett. 2:541 (1992).
- Humber, D. C. et al., Penicillin-derived C₂-symmetric dimers as novel inhibitors of HIV-1 proteinase, J. Med. Chem. 35:3080 (1992).
- Wonacott, A., et al., A series of Penicillin-Derived C₂-Symmetric Inhibitors of HIV-1 Proteinase: Structural and Modeling Studies, J. Med. Chem, 36:3113 (1993).
- Sham, D.A., et al., Facile-Synthesis of Potent HIV-1 Protease Inhibitors Containing a Novel Pseudo-symmetric Dipeptide Isostere, J. Chem. Soc., Chem. Commun. 1052-53 (1993).
- Lam, P.Y.S. et al., Rational design of potent, bioavailable, nonpeptide cyclic ureas as HIV protease inhibitors, Science 263:380 (Jan. 1994).
- Otto, M.J., et al., In Vitro Anti-Human Immunodeficiency Virus (HIV) Activity of XM323, a Novel HIV Protease Inhibitor, Antimicrobial Agents and Chemo. 37(12):2606-11 (Dec. 1993).
- Rayner, M.M. et al., DMP 323, a nonpeptide cyclic urea inhibitor of human immunodeficiency virus (HIV) protease, specifically and persistently blocks intracellular processing of HIV gag polyprotein, Antimicrob. Agents and Chemo. 38:1635 (1994).
- 1 Burger's Medicinal Chemistry, 462-67 (Manfred E. Wolff, ed., 4th ed. 1980).
- National Cancer Institute, Bioassay of Aniline Hydrochloride for Possible Carcinogenicity, Technical Reports Series No. 130, Department of Health, Education, and Welfare, 1978.
- NCI/NTP, Ashby, J. & Tennant, R.W., Chemical structure, Salmonella mutagenicity and extent of carcinogenicity as indicators of genotoxic carcinogenesis among 222 chemicals tested in rodents by the U.S. NCI/NTP, Mutation Research 204:17 (1988).
- Ashby, J. et al., Classification according to chemical structure, mutagenicity to Salmonella and level of carcinogenicity of a further 42 chemicals tested for carcinogenicity by the U.S. National Toxicology Program, Mutation Research, 223:73 (1989).
- Ashby, J. & Tennant, R.W., Definitive relationships among chemical structure, carcinogenicity, and mutagenicity for 301 chemicals tested by the U.S. NTP, Mutation Research, 257:229 (1991).
- Ashby, J. & Paton, D., The influence of chemical structure on the extent and sites of carcinogenesis from 522 rodent carcinogens and 55 different human carcinogen exposures, Mutation Research, 286:3 (1993).
- U.S. Department of Health and Human Services, General Principles for Evaluating the Safety of Compounds Used in Food-Producing Animals, Appendix I (Jul. 1994).
- World Health Organization, Carbamate Pesticides: A General Introduction, Environmental Health Criteria 64, (1986).
- Mount, M.E. et al., Carbaryl residues in tissues and cholinesterase activities in brain and blood of rats receiving carbaryl, Toxicology and Applied Pharmacology, 58:282 (1981).
- Ray, S.K. & Poddar, M.K. Carbaryl-induced elevation of corticosterone level and cholinergic mechanism, Bioscience Reports, 3:973, 975-76 (1983).
- Ferguson, P.W., et al., Carbofuran metabolism and toxicity in rats, Fund. Appl. Toxicol., 4:14 (1984).
- Shear, N.H. et al. Differences in Metabolism of Sulfonamides Predisposing to Idiosyncratic Toxicity, Ann. Int. Med. 105:179 (1986).
- Duncan, C. Sulfonamide Cross-Allergenicity—Answers to Common Questions, Hosp. Pharmacy 24:666 (1989).
- 2 Burger's Medicinal Chemistry, 1-40 (Manfred E. Wolff, ed., 4th ed. 1980).
- Rieder, M.J. et al. Synthesis and in vitro toxicity of hydroxylamine metabolites of sulfonamides, J. Pharm. Exp. Therapeutics, 244:724 (1988).
- Rieder, M.J. et al., Prominence of slow acetylator phenotype among patients with sulfonamide hypersensitivity reactions, Clin. Pharmacol. Ther. 39:13 (1991).
- Shear, N. H. & Spielberg, S.P. In vitro evaluation of a toxic metabolite of sulfadiazine, Can. J. Physiol. And Pharmacol. 63:1370 (1985).
- Cribb, A.E. & Spielberg, S.P. Sulfamethoxazole is metabolized to the hydroxylamine in humans, Clin. Pharmacol. & Therapeutics, 51:522 (May 1992).
- FDA Drug Bulletin, 14:5 (1984).
- Carr, A. et al., Clinical and laboratory markers of hypersensitivity to trimethoprim-sulfamethoxazole in patients with *Pneumocystis carinii* pneumonia and Aids, J. Infec. Dis. 167:180 (1993).
- Pezechk, M. et al., A new route to perhydro- and tetrahydro-furo-2,3-b furans via radical cyclisation, Tetrahedron Letters 27:3715 (1986).
- Design of Prodrugs (Hans Bundgaard, ed. 1985).
- Pro-Drugs as Novel Drug Delivery Systems (Higuchi, T. & Stella, V. eds. 1975).
- Beauchamp, L.M. et al., Amino acid ester prodrugs of acyclovir, Antiviral Chem. & Chemotherapy 3:157 (1992).
- Canonica, P.G., et al. Carrier-Mediated Delivery of Antiviral Agents in Advances in Virus Research, 35:271 (1986).
- Vazquez et al., Inhibitors of HIV-1 Protease Containing the Novel and Potent (R)-(Hydroxyethyl)sulfonamide Isostere, J. Med. Chem. 38(4), 581 (1995).
- Plaintiff's Response to Defendants Teva Pharmaceuticals USA Inc.'s and Teva Pharmaceutical Industries Ltd.'s Invalidity Contentions for U.S. Patent No. 5,842,946 Pursuant to local Patent Rule 3.6(i) and 3.4A, Mar. 29, 2012, 21 pages.
- Response to Defendants Lupin Limited's, Lupin Pharmaceuticals, Inc.'s, Mylan Pharmaceuticals Inc.'s and Mylan Inc.'s Joint Invalidity Contentions for U.S. Patent No. 5,843,946 Pursuant to Local Patent Rules 3.6(i) and 3.4A, Mar. 29, 2012, 99 pages.
- Szelke, M., et al., Potent new inhibitors of human renin, Nature, 299:555 (1982).
- Corvol., P. et al., Human renin inhibitor peptides, Hypertension 16:1, 3 (1990).
- Response to Defendants Lupin Limited's, Lupin Pharmaceuticals, Inc.'s, Mylan Pharmaceuticals Inc.'s and Mylan Inc.'s Joint Invalidity

- Contentions for U.S. Patent No. 6,248,775 Pursuant to Local Patent Rules 3.6(i) and 3.4A, Mar. 29, 2012, 96 pages.
- U.S. Appl. No. 08/061,897, filed May 14, 1993, Merk & Co., Inc.
- U.S. Appl. No. 07/345,808.
- U.S. Appl. No. 08/485,524, filed Jun. 7, 1995, Vazquez et al.
- U.S. Appl. No. 07/934,984, filed Aug. 25, 1992, Vazquez et al.
- Kwan Y. Hui et al., A rational approach in the search for potent inhibitors against HIV Proteinase, 5 FASEB J. 2606 (1991).
- Thomas D. Meek, Inhibitors of HIV-1 Protease, 6 J. Enzyme Inhibition 65 (1992).
- Tameo Iwaskai et al. Simultaneous Cleavage of N-Tosyl and S-Benzyl Groups in Amino Acid and Peptide by Electrolytic Reduction, 50(3) Bull. Inst. Chem. Res., Kyoto Univ. 220 (1972).
- Sigeru Torii et al. Indirect Electrochemical Radical Cyclization of Bromo Acetals by Cobaloxime(I) as an Electron-Transfer Catalyst, J. Org. Chem. 1985, 50, 5875-5877.
- Yasuhiro Kojima et al. Synthesis of Perhydrofuro [2.3-b] furan Compounds and the Structure-Activity Relationships of the Antifeeding Active Compounds, Agric. Biol. Chem. 44(4), 855-862, 1980.
- M. Pezechk et al. A New Route to Perhydro- and Tetrahydro-furo-2,3b Furans via Radical Cyclisation, Tet. Lett. vol. 27, No. 32 pp. 3715-3718 (1986).
- Jan Vader et al. The Stereoselective Synthesis of Substituted Furo[2,3b]furans, Tetrahedron, vol. 45, No. 7 pp. 2131-2142 (1989).
- Jean Boivin et al. Novel Radical Chain Reactions Based on O-Alkyl Tin Dithiocarbonates, J. Am. Chem. Soc. 1992, 114, 7909-7910.
- Claus Hackermann et al. New Methods for Reductive Free-Radical Cyclizations of α -Bromoacetals to 2-alkoxytetrahydrofurans with activated chromium(II)-Acetate, Tetrahedron vol. 49, No. 21, pp. 4559-4574 (1993).
- Tsutomu Inokuchi et al. Indirect Electrochemical Radical Cyclization of Bromo Acetals by the Combined use of Cobaloxime and Sacrificial Electrode, Bull. Chem. Soc. Jpn. 67, 595-598 (1994).
- Andrea Vaupel et al. Stereoselective Synthesis of Substituted Tetrahydrofurans and Butyrolactones by a New Nickel Catalyzed Carbozincation, Tet. Lett. vol. 35, No. 45 pp. 8349-8352 (1994).
- Steven A. Wrighton et al. The Human Hepatic Cytochromes P450 Involved in Drug Metabolism, 22 Critical Rev. Toxicology 1, 1-21 (1992).
- James R. Halpert et al. Contemporary Issues in Toxicology: Selective Inhibitors of Cytochromes P450, 125 Toxicology & Applied Pharmacology 163-175 (1994).
- J. Gregory Gillum et al. Pharmacokinetic Drug Interactions with Antimicrobial Agents, 25(6) Clinical Pharmacokinetics 450-82 (1993).
- Edward King, ABT-538 in Combination Trial, 28 Aids Treatment Update 1 (1995).
- Arun K. Ghosh et al. Potent HIV Protease Inhibitors Incorporating High-Affinity P₂-Ligands and (R)-(Hydroxyethylamino) Sulfonamide Isostere, 8 Bioorganic & Medicinal Chem. Letters 687-90 (1998).
- Yasuhiro Koh et al. Novel bis-Tetrahydrofuranylurethane-Containing Nonpeptidic Protease Inhibitor (P) UIC-94017 (TMC114) With Potent Activity Against Multi-PI-Resistant Human Immunodeficiency Virus In Vitro, 47 Antimicrobial Agents and Chemotherapy 3123, 3124 (2003).
- Arun K. Ghosh et al. The Development of Cyclic Sulfolanes as Novel and High-Affinity P₂ Ligands for HIV-1 Protease Inhibitors, J. Med. Chem. 1994, 37, 1177-1188.
- Wayne J. Thompson et al. 3'-Tetrahydrofuranylglycine as a Novel, Unnatural Amino Acid Surrogate for Asparagine in the Design of Inhibitors of the HIV Protease, J. Am. Chem. Soc. 1993, 115, 801-803.
- Arun K. Ghosh et al. Darunavir, a conceptually new HIV-1 protease inhibitor for the treatment of drug-resistant HIV, Bioorganic & Medicinal Chemistry 15 (2007) 7576-7580.
- Arun K. Ghosh et al. Chiral Auxiliary Mediated Conjugate Reduction and Asymmetric Protonation: Synthesis of High Affinity Ligands for HIV Protease Inhibitors, J. Org. Chem. 1995, 60, 6198-6201.
- Arun K. Ghosh et al. Cyclic Sulfolanes as Novel and High Affinity P₂ Ligands for HIV-1 Protease Inhibitors, J. Med. Chem. 1993, 36, 924-927.
- Arun K. Ghosh et al. Cyclic Sulfone-3-Carboxamides as Novel P₂-Ligands for Ro 31-8959 Based HIV-1 Protease Inhibitors, Bioorganic & Medicinal Chemistry Letters, vol. 5, No. 1, pp. 83-88, 1995.
- Arun K. Ghosh et al. Highly Stereoselective Reduction of α -Keto Esters: Utility of Cis-1-Arylsulfonamido-2-indanols as Chiral Auxiliaries. Tetrahedron Letters, vol. 36, No. 38, pp. 6811-6814, 1995.
- Arun K. Ghosh et al. HIV-1 Protease Inhibitors: Synthesis and Biological Evaluation of Glycopeptidomimetics, Drug Design and Discovery, 1993, vol. 10, pp. 77-88, 1993.
- Arun K. Ghosh et al. Potent HIV Protease Inhibitors: The Development of Tetrahydrofuranylglycines as Novel P₂-Ligands and Pyrazine Amides as P₃-Ligands, J. Med. Chem. 1993, 36, 2300-2310.
- Arun K. Ghosh et al. Potent HIV-1 Protease Inhibitors: Stereoselective Synthesis of a Dipeptide Mimic, J. Org. Chem. 1993, 58, 1025-1029.
- M. Katharine Holloway et al. A Priori Prediction of Activity for HIV-1 Protease Inhibitors Employing Energy Minimization in the Active Site, J. Med. Chem. 1995, 38, 305-317.
- Arun K. Ghosh et al. Synthesis and Optical Resolution of High Affinity P₂-Ligands for HIV-1 Protease Inhibitors, Tetrahedron Letters, vol. 36, No. 4 pp. 505-508, 1995.
- Arun K. Ghosh et al. Synthetic Studies of Antitumor Macrolide Lulimalide: Enantioselective Synthesis of the C₃-C₁₄ Segment by a Catalytic Hetero Diels-Alder Strategy, Tetrahedron Letters, vol. 38, No. 14, pp. 2427-2430, 1997.
- V.A. Eagling et al. The Metabolism of Zidovudine by Human Liver Microsomes In Vitro: Formation of 3'-Amino-3'-Deoxythymidine, 48 Biochem. Pharmacology 267-76 (1994).
- Factual and Legal Basis for Mylan's Paragraph IV Certification(s) that U.S. Patent Nos. 5,843,946, 6,248,775, 6,037,157 and 6,703,403 are Invalid, Unenforceable and/or Will Not Be Infringed Jun. 20, 2011, (redacted) 148 pages.
- Factual and Legal Basis for Lupin's Paragraph IV Certification that U.S. Patent Nos. 5,843,946 and 6,248,775 are Invalid, Unenforceable and/or Will Not Be Infringed Jun. 21, 2011, (redacted) 85 pages.
- Teva Pharmaceuticals USA Inc., "Detailed Statement of the Factual and Legal Bases of Teva Pharmaceuticals USA Inc.'s Opinion that U.S. Patent Nos. 6,037,157 and 6,703,403 are Invalid, Unenforceable or not Infringed and Detailed Statement of the Factual and Legal Bases for Its Opinion that U.S. Patent Nos. 5,843,946; 6,248,775; 7,470,506; and 7,700,645 are Invalid, Unenforceable or Not Infringed by the Manufacture, Use or Sale of its Darunavir Hydrate Tablets, Eq. 75 mg Base, Eq. 150 mg Base, Eq. 400 mg Base, and Eq. 600 mg Base," (redacted) Jan. 2011 79 pages.
- Barry et al., "Protease Inhibitors in Patients with HIV Disease", Clinical Pharma., 1997, 32(3), 194-209.
- Darke et al., "Human Immunodeficiency Virus Protease", The Journal of Biological Chemistry, 1989, 264(4), 2307-2312.
- Ghosh et al., "3-Tetrahydrofuran and Pyran Urethanes as High-Affinity P₂-Ligands for HIV-1 Protease Inhibitors", Journal of Medicinal Chemistry., 1993, 36(2), 292-294.
- Merry et al., "Saquinavir Pharmacokinetics Alone and in Combination with Ritonavir in HIV-Infected Patients", Aids, 1997 11(4), F29-F33.
- Toyoda et al., "Preparation of Dipeptide Renin Inhibitors", Jan. 29, 1992, CA117:449265.
- Yun et al. "Oxidation of the antihistaminic drug terfenadine in human liver microsomes. Role of Cytochrome P-450 3A(4) in N-dealkylation and C-hydroxylation," Drug Metabol. And Dispos. 21(3):403-409, 1993.
- Lewis et al "Role of cytochrome P-450 from the human CYP3A gene family in the potentiation of morpholino doxorubicin by human liver microsomes," Cancer Res. 52:4379-4384, 1992.
- Le Blanc et al. "Interaction of anticancer drugs with hepatic monooxygenase enzymes," Drug Metab. Rev. 20:295-439, 1989.
- Robins et al. "HIV Protease Inhibitors: Their Anti-HIV Activity and Potential Role in Treatment," J. of Acquired Immune Deficiency Syndromes 6:162-170, 1993.
- Wlodawer et al. "Structure-based inhibitors of HIV-1 Protease," Annual Review of Biochemistry, 62:543085, 1993.

- Fittkau, J. Prakt. Chem. 1973, 315, 1037-1044 (No English translation available, but for indication of relevance, please see col. 14, lines 35-40 of the specification).
- Pauwels et al., "Rapid and Automated Tetrazolium-based Colorimetric Assay for the Detection of Anti-HIV Compounds", J. Virol. Methods, 1988, 20, 309-321.
- Hetero Drugs Ltd., "Certificate of Non-Infringement and/or Invalidity of United States Patent Nos. 5,843,946; 6,037,157; 6,248,775; 6,335,460; 6,703,403; 7,470,506 and 7,700,645", Feb. 2011, 73, pages.
- Teva Pharmaceuticals USA Inc., "Detailed Statement of the Factual and Legal Bases of Teva Pharmaceuticals USA Inc.'s Opinion that U.S. patent Nos. 6,037,157 and 6,703,403 are Invalid, Unenforceable or not Infringed and Detailed Statement of the Factual and Legal Bases for it's Opinion that U.S. Patent Nos. 5,843,946; 6,248,775; 7,470,506 and 7,700,645 are Invalid, Unenforceable or Not Infringed by the Manufacture, Use or Sale of its Darunavir Hydrate Tablets, Eq. 75 mg Base, Eq. 150 mg Base, Eq. 400 mg Base, and Eq. 600 mg base", Jan. 2011, 76 pages.
- Ghosh, A.K. et al., Structure-Based Design of HIV-1 Proteinase Inhibitors: Replacement of Two Amides and a 10 π -Aromatic System by a Fused Bis-tetrahydrofuran. J. Med. Chem. 37, 1994, 2506-2508.
- Roberts, et al., "Rational Design of Peptide-based Proteinase Inhibitors," Science, vol. 248, p. 358 (1990).
- Erickson, et al., "Design Activity and 2.8Å Crystal Structure of a C₂ Symmetric Inhibitor Complexed to HIV-1 Protease," Science, vol. 249, p. 527 (1990).
- Pearl, et al. "Sequence specificity of retroviral proteases," Nature, 328, (1987).
- Martin, "Drugs of the Future, 16" vol. 3, pp. 210-212 (1991).
- Meek, et al., "Letter to Nature," vol. 343, pp. 90-92 (1990).
- Rosenberg, et al. J. Med. Chem. vol. 30, pp. 1224-1228 (1987).
- Bruce D. Johnson et al. Indinavir Sulfate, in Analytical Profiles of Drug Substances and Excipients 319-57 (Academic Press 1999).
- Howard C. Ansel et al., Pharmaceutical Dosage Forms and Drug Delivery Systems Lippincott Williams & Wilkins 7th ed. 1999, p. 296-304, p. 301.
- John Bauer et al., Ritonavir: An Extraordinary Example of Conformational Polymorphism, 18 Pharmaceutical Res. 859 (2001).
- Michael J. Jozwiakowski, Alteration of the Solid State of the Drug Substance: Polymorphs, Solvates, and Amorphous Forms, in Water-Insoluble Drug Formation 525-68 (Rong Liu ed., 2000).
- Stephen Byrn et al., Pharmaceutical Solids: A Strategic Approach to Regulatory Considerations, 12 Pharmaceutical Res. 945 (1995).
- ICH Harmonized Tripartite Guideline—Specifications: Test Procedures and Acceptance Criteria for New Drug Substances and New Drug Products: Chemical Substances, Q6A (Oct. 6, 1999).
- Center for Drug Evaluation and Research, Guideline for Submitting Supporting Documentation in Drug Applications for the Manufacture of Drug Substances (Feb. 1987).
- De Meyer et al., TMC114, A Novel Human Immunodeficiency Virus Type 1 Protease Inhibitor Active Against Protease Inhibitor-Resistant Viruses, Including a Broad Range of Clinical Isolates, 49 Antimicrobial Agents & Chemotherapy 2314 (Jun. 2005).
- Dominique L. N. G. Surleraux et al., Discovery and Selection of TMC114, a Next Generation HIV-1 Protease Inhibitor, 48 J. Med. Chem. 1813 (2005).
- Arun K. Ghosh, Harnessing Nature's Insight: Design of Aspartyl Protease Inhibitors from Treatment of Drug Resistant HIV to Alzheimer's Disease, 52 J. Med. Chem. 2163 (2009).
- EE Kim et al., Structural Comparison of Clinically Relevant Inhibitors of the HIV-1 Protease, Tenth Int'l Conf. on Aids, Abstract 319A (Aug. 7-12, 1994).
- Julie C. Adkins & Diana Faulds, Amprenavir, 55 Drugs 837-844, 838 (1998).
- R.D. Tung et al., Design and Optimization of Potent, Orally Active HIV Aspartyl Protease Inhibitors, Abstract No. 426A, Tenth Int'l Conf. Aids (Aug. 7-12, 1994).
- Stein, Xth Int'l Conf. on Aids, 2(9) Int'l Antiviral News 138 (1994).
- Larder et al., Zidovudine resistance predicted by direct detection of mutations in DNA from HIV-infected lymphocytes, 5(2) Aids 137-144 (1991).
- Schuurman et al. State of the art of genotypic HIV-1 drug resistance, 10(6) Current Opinion in Infectious Diseases 480-484 (1997).
- Eron et al. Susceptibility testing by polymerase chain reaction DNA quantitation: A method to measure drug resistance of human immunodeficiency virus type I isolates, 89 Proc. Nat'l Acad. Sci. USA 3241 (1992).
- Virco HIV Drug Resistance Tests Will be Commercialized by LabCorp., PR Newswire, Financial News (Apr. 29, 1998), 3 pages.
- LabCorp/Virco HIV Resistance Testing, PR Newswire, Financial News (Jun. 30, 1998), 2 pages.
- Japour, et al., Prevalence and Clinical Significance of Zidovudine Resistance Mutations in Human Immunodeficiency Virus Isolated from Patients after Long-Term Zidovudine Treatment, 171 J. Infectious Diseases 1172-1179 (1995).
- Roberts, Drug-resistance Patterns of Saquinavir and Other HIV Proteinase Inhibitors, 9(suppl 2) Aids S27 (1995).
- Roberts, Progress of saquinavir (Ro 31-8959) in clinical trials. Int. Antiviral News 1995, 3:2-3.
- Levin, New Protease Drug Shows Early Promise, 27 Bulletin of Experimental Treatments for Aids 27, 33 (1995).
- Defendants Lupin Limited's Lupin Pharmaceuticals, Inc.'s, Mylan Pharmaceuticals Inc.'s and Mylan Inc.'s Joint Invalidity Contentions Pursuant to Local Patent Rule 3.6(b), 178 pages, Nov. 18, 2011.
- Teva Pharmaceuticals USA, Inc.'s and Teva Pharmaceutical Industries, Ltd.'s Invalidity Contentions Under Local Patent Rules 3.3 and 3.6, 123 pages, Nov. 18, 2011.
- Lupin Paragraph IV Letter of Mar. 28, 2012 (Redacted).
- McQuade, "A Synthetic HIV-1 Protease Inhibitor with Antiviral Activity Arrests HIV-Like Particle Maturation," Science, vol. 247, 454-456, 1990.
- Rich, et al. "Peptide Inhibitors of Protease," Design of Protease Inhibitors, 511-520, 1984.
- Roberts et al, "Rational Design of Peptide-based Proteinase Inhibitors," Science, 248, 358 (1990).
- Erickson et al, "Design Activity, and 2.8Å Crystal Structure of a C₂ Symmetric Inhibitor Complexed to HIV-1 Protease," Science, 249, 527 (1990).
- Pearl et al, "Sequence specificity of retroviral proteases" Nature, 328, (1987).
- Martin, *Drugs of the Future*, 16(3), 210-212 (1991).
- Meek et al, *Letter to Nature*, 343, 90-92 (1990).
- Rosenberg et al, *J. Med. Chem.*, 30, 1224-1228 (1987).
- McQuade, A Synthetic HIV-1 Protease Inhibitor with Anti-viral Activity Arrest HIV-Like Particle Maturation, Science, vol. 247, 454-456, 1990.
- Rich, et al., "Peptide Inhibitors of Protease," Design of Protease Inhibitors, 511-520, 1984.

* cited by examiner

1

**α - AND β -AMINO ACID
HYDROXYETHYLAMINO SULFONAMIDES
USEFUL AS RETROVIRAL PROTEASE
INHIBITORS**

Matter enclosed in heavy brackets [] appears in the original patent but forms no part of this reissue specification; matter printed in italics indicates the additions made by reissue.

RELATED APPLICATION

Notice: More than one reissue application has been filed for the reissue of U.S. Pat. No. 5,968,942. The reissue applications are: U.S. Ser. No. 11/788,947 (filed on Apr. 23, 2007); and, the present application, which is a continuation thereof.

This application is a continuation in part application of co-owned U.S. patent application Ser. No. 08/204,827 filed Mar. 2, 1994, [still pending] now U.S. Pat. No. 6,060,476 which is a continuation in part application of co-owned PCT/US93/07814, filed Aug. 24, 1993, which is a continuation in part application of co-owned U.S. patent application Ser. No. 07/934,984 filed Aug. 25, 1992, now abandoned, each of which is incorporated herein by reference in its entirety.

BACKGROUND OF THE INVENTION

1. Field of the Invention

The present invention relates to retroviral protease inhibitors and, more particularly, relates to novel compounds and a composition and method for inhibiting retroviral proteases. This invention, in particular, relates to sulfonamide-containing hydroxyethylamine protease inhibitor compounds, a composition and method for inhibiting retroviral proteases such as human immunodeficiency virus (HIV) protease and for treating a retroviral infection, e.g., an HIV infection. The subject invention also relates to processes for making such compounds as well as to intermediates useful in such processes.

2. Related Art

During the replication cycle of retroviruses, gag and gag-pol gene transcription products are translated as proteins. These proteins are subsequently processed by a virally encoded protease (or proteinase) to yield viral enzymes and structural proteins of the virus core. Most commonly, the gag precursor proteins are processed into the core proteins and the pol precursor proteins are processed into the viral enzymes, e.g., reverse transcriptase and retroviral protease. It has been shown that correct processing of the precursor proteins by the retroviral protease is necessary for assembly of infectious virions. For example, it has been shown that frameshift mutations in the protease region of the pol gene of HIV prevents processing of the gag precursor protein. It has also been shown through site-directed mutagenesis of an aspartic acid residue in the HIV protease active site that processing of the gag precursor protein is prevented. Thus, attempts have been made to inhibit viral replication by inhibiting the action of retroviral proteases.

Retroviral protease inhibition typically involves a transition-state mimetic whereby the retroviral protease is exposed to a mimetic compound which binds (typically in a reversible manner) to the enzyme in competition with the gag and gag-pol proteins to thereby inhibit specific processing of structural proteins and the release of retroviral protease itself. In this manner, retroviral replication proteases can be effectively inhibited.

2

Several classes of compounds have been proposed, particularly for inhibition of proteases, such as for inhibition of HIV protease. Such compounds include hydroxyethylamine isosteres and reduced amide isosteres. See, for example, EP O 346 847; EP O 342,541; Roberts et al, "Rational Design of Peptide-Based Proteinase Inhibitors," *Science*, 248, 358 (1990); and Erickson et al, "Design Activity, and 2.8 Å Crystal Structure of a C₂ Symmetric Inhibitor Complexed to HIV-1 Protease," *Science*, 249, 527 (1990).

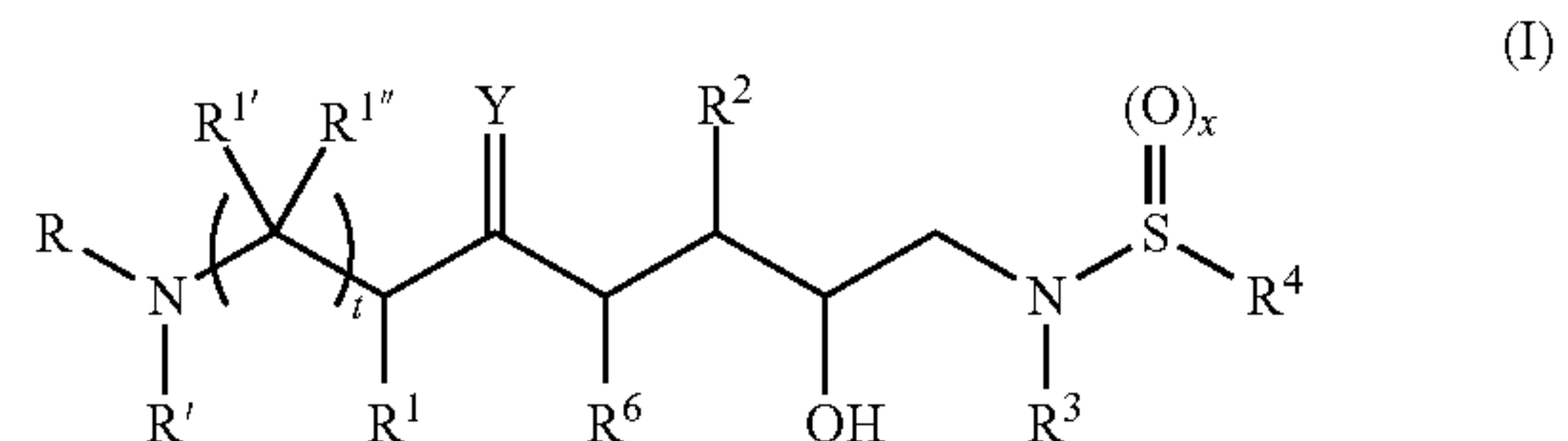
Several classes of compounds are known to be useful as inhibitors of the proteolytic enzyme renin. See, for example, U.S. Pat. No. 4,599,198; U.K. 2,184,730; G.B. 2,209,752; EP 0 264 795; G.B. 2,200,115 and U.S. SIR H725. Of these, G.B. 2,200,115, GB 2,209,752, EP 0 264,795, U.S. SIR H725 and U.S. Pat. No. 4,599,198 disclose urea-containing hydroxyethylamine renin inhibitors. EP 468 641 discloses renin inhibitors and intermediates for the preparation of the inhibitors, which include sulfonamide-containing hydroxyethylamine compounds, such as 3-(t-butoxycarbonyl)aminocyclohexyl-1-(phenylsulfonyl)amino-2(5)-butanol. G.B. 2,200,115 also discloses sulfamoyl-containing hydroxyethylamine renin inhibitors, and EP 0264 795 discloses certain sulfonamide-containing hydroxyethylamine renin inhibitors. However, it is known that, although renin and HIV proteases are both classified as aspartyl proteases, compounds which are effective renin inhibitors generally cannot be predicted to be effective HIV protease inhibitors.

BRIEF DESCRIPTION OF THE INVENTION

The present invention is directed to virus inhibiting compounds and compositions. More particularly, the present invention is directed to retroviral protease inhibiting compounds and compositions, to a method of inhibiting retroviral proteases, to processes for preparing the compounds and to intermediates useful in such processes. The subject compounds are characterized as sulfonamide-containing hydroxyethylamine inhibitor compounds.

DETAILED DESCRIPTION OF THE INVENTION

In accordance with the present invention, there is provided a retroviral protease inhibiting compound of the formula:



or a pharmaceutically acceptable salt, prodrug or ester thereof, wherein:

R represents hydrogen, alkoxycarbonyl, aralkoxycarbonyl, alkylcarbonyl, cycloalkylcarbonyl, cycloalkylalkoxycarbonyl, cycloalkylalkanoyl, alkanoyl, aralkanoyl, aroyl, aryloxycarbonyl, aryloxycarbonylalkyl, aryloxyalkanoyl, heterocyclylcarbonyl, heterocyclyloxycarbonyl, heterocyclylalkanoyl, heterocyclylalkoxycarbonyl, heteroaralkanoyl, heteroaralkoxycarbonyl, heteroaryloxycarbonyl, heteroaryloxyalkyl, alkynyl, cycloalkyl, aryl, aralkyl, aryloxyalkyl, heteroaryloxyalkyl, hydroxyalkyl, aminocarbonyl, aminoalkanoyl, and mono- and disubstituted aminocarbonyl and mono- and disubstituted aminoalkanoyl radicals wherein the substituents are selected from alkyl, aryl,

3

aralkyl, cycloalkyl, cycloalkylalkyl, heteroaryl, heteroaralkyl, heterocycloalkyl, heterocycloalkylalkyl radicals, or where said aminocarbonyl and aminoalkanoyl radicals are disubstituted, said substituents along with the nitrogen atom to which they are attached form a heterocycloalkyl or heteroaryl radical;

R' represents hydrogen, radicals as defined for R³ or R''SO₂— wherein R'' represents radicals as defined for R³; or R and R' together with the nitrogen to which they are attached represent heterocycloalkyl and heteroaryl radicals;

R¹ represents hydrogen, —CH₂SO₂NH₂, —CH₂CO₂CH₃, —CO₂CH₃, —CONH₂, —CH₂C(O)NHCH₃, —C(CH₃)₂(SH), —C(CH₃)₂(SCH₃), —C(CH₃)₂(S[O]CH₃), —C(CH₃)₂(S[O]₂CH₃), alkyl, haloalkyl, alkenyl, alkynyl and cycloalkyl radicals, and amino acid side chains selected from asparagine, S-methyl cysteine and the sulfoxide (SO) and sulfone (SO₂) derivatives thereof, isoleucine, allo-isoleucine, alanine, leucine, tert-leucine, phenylalanine, ornithine, histidine, norleucine, glutamine, threonine, allo-threonine, serine, O-alkyl serine, aspartic acid, beta-cyano alanine and valine side chains;

R^{1'} and R^{1''} independently represent hydrogen and radicals as defined for R¹, or one of R^{1'} and R^{1''}, together with R¹ and the carbon atoms to which R¹, R^{1'} and R^{1''} are attached, represent a cycloalkyl radical;

R² represents alkyl, aryl, cycloalkyl, cycloalkylalkyl and aralkyl radicals, which radicals are optionally substituted with a group selected from alkyl and halogen radicals, —NO₂, —CN, —CF₃, —OR⁹ and —SR⁹, wherein R⁹ represents hydrogen and alkyl radicals, and halogen radicals;

R³ represents hydrogen, alkyl, haloalkyl, alkenyl, alkynyl, hydroxyalkyl, alkoxyalkyl, cycloalkyl, cycloalkylalkyl, heterocycloalkyl, heteroaryl, heterocycloalkylalkyl, aryl, aralkyl, heteroaralkyl, aminoalkyl and mono- and disubstituted aminoalkyl radicals, wherein said substituents are selected from alkyl, aryl, aralkyl, cycloalkyl, cycloalkylalkyl, heteroaryl, heteroaralkyl, heterocycloalkyl, and heterocycloalkylalkyl radicals, or in the case of a disubstituted aminoalkyl radical, said substituents along with the nitrogen atom to which they are attached, form a heterocycloalkyl or a heteroaryl radical;

R⁴ represents radicals as defined by R³ except for hydrogen;

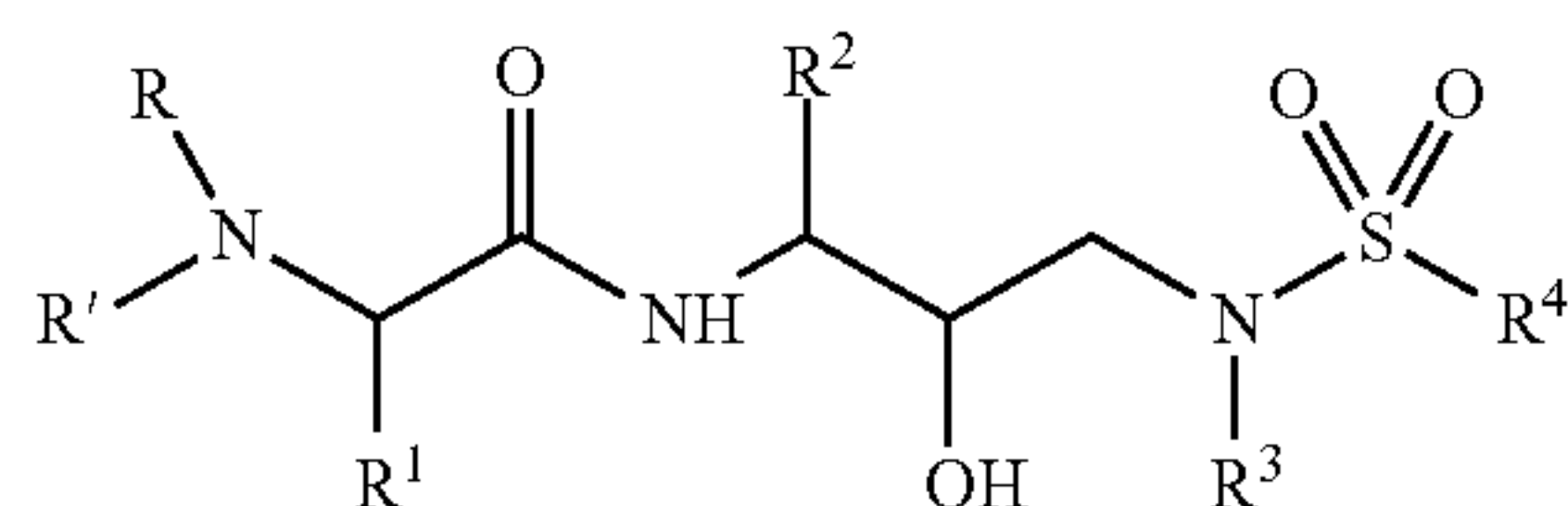
R⁶ represents hydrogen and alkyl radicals;

x represents 0, 1 or 2;

t represents either 0 or 1; and

Y represents O, S and NR¹⁵ wherein R¹⁵ represents hydrogen and radicals as defined for R³.

A family of compounds of particular interest within Formula I are compounds embraced by Formula II:



wherein:

R represents hydrogen, alkoxy-carbonyl, aralkoxy-carbonyl, alkyl-carbonyl, cycloalkyl-carbonyl, cycloalkylalkoxy-carbonyl, cycloalkylalkanoyl, alkanoyl, aralkanoyl, aroyl, aryloxy-carbonyl, aryloxy-carbonylalkyl,

4

aryloxyalkanoyl, heterocyclylcarbonyl, heterocyclyloxy-carbonyl, heterocyclylalkanoyl, heterocyclylalkoxy-carbonyl, heteroaralkanoyl, heteroaralkoxy-carbonyl, heteroaryloxy-carbonyl, heteroaroyl, alkyl, alkenyl, cycloalkyl, aryl, aralkyl, aryloxyalkyl, heteroaryloxyalkyl, hydroxyalkyl, aminocarbonyl, aminoalkanoyl, and mono- and disubstituted aminocarbonyl and mono- and disubstituted aminoalkanoyl radicals wherein the substituents are selected from alkyl, aryl, aralkyl, cycloalkyl, cycloalkylalkyl, heteroaryl, heteroaralkyl, heterocycloalkyl, heterocycloalkylalkyl radicals, or where said aminoalkanoyl radical is disubstituted, said substituents along with the nitrogen atom to which they are attached form a heterocycloalkyl or heteroaryl radical;

R' represents hydrogen and radicals as defined for R³ or R and R' together with the nitrogen to which they are attached represent heterocycloalkyl and heteroaryl radical;

R¹ represents hydrogen, —CH₂SO₂NH₂, —CH₂CO₂CH₃, —CO₂CH₃, —CONH₂, —CH₂C(O)NHCH₃, —C(CH₃)₂(SH), —C(CH₃)₂(SCH₃), —C(CH₃)₂(S[O]CH₃), —C(CH₃)₂(S[O]₂CH₃), alkyl, haloalkyl, alkenyl, alkynyl and cycloalkyl radicals, and amino acid side chains selected from asparagine, S-methyl cysteine and the sulfoxide (SO) and sulfone (SO₂) derivatives thereof, isoleucine, allo-isoleucine, alanine, leucine, tert-leucine, phenylalanine, ornithine, histidine, norleucine, glutamine, threonine, allo-threonine, serine, O-methyl serine, aspartic acid, beta-cyano alanine and valine side chains;

R² represents alkyl, aryl, cycloalkyl, cycloalkylalkyl and aralkyl radicals, which radicals are optionally substituted with a group selected from alkyl and halogen radicals, —NO₂, —C≡N, CF₃, —OR⁹, —SR⁹, wherein R⁹ represents hydrogen and alkyl radicals;

R³ represents alkyl, haloalkyl, alkenyl, alkynyl, hydroxyalkyl, alkoxyalkyl, cycloalkyl, cycloalkylalkyl, heterocycloalkyl, heteroaryl, heterocycloalkylalkyl, aryl, aralkyl, heteroaralkyl, aminoalkyl and mono- and disubstituted aminoalkyl radicals, wherein said substituents are selected from alkyl, aryl, aralkyl, cycloalkyl, cycloalkylalkyl, heteroaryl, heteroaralkyl, heterocycloalkyl, and heterocycloalkylalkyl radicals, or in the case of a disubstituted aminoalkyl radical, said substituents along with the nitrogen atom to which they are attached, form a heterocycloalkyl or a heteroaryl radical; and

R⁴ represents radicals as defined by R³.

A more preferred family of compounds within Formula II consists of compounds wherein:

R represents hydrogen, alkoxy-carbonyl, aralkoxy-carbonyl, alkyl-carbonyl, cycloalkyl-carbonyl, cycloalkylalkoxy-carbonyl, cycloalkylalkanoyl, alkanoyl, aralkanoyl, aroyl, aryloxy-carbonyl, aryloxy-carbonylalkyl, aryloxyalkanoyl, heterocyclylcarbonyl, heterocyclyloxy-carbonyl, heterocyclylalkanoyl, heterocyclylalkoxy-carbonyl, heteroaralkanoyl, heteroaralkoxy-carbonyl, heteroaryloxy-carbonyl, heteroaroyl, alkyl, alkenyl, cycloalkyl, aryl, aralkyl, aryloxyalkyl, heteroaryloxyalkyl, hydroxyalkyl, aminocarbonyl, aminoalkanoyl, and mono- and disubstituted aminocarbonyl and mono- and disubstituted aminoalkanoyl radicals wherein the substituents are selected from alkyl, aryl, aralkyl, cycloalkyl, cycloalkylalkyl, heteroaryl, heteroaralkyl, heterocycloalkyl, heterocycloalkylalkyl radicals, or where said aminoalkanoyl radical is disubstituted, said substituents along with the nitrogen atom to which they are attached form a heterocycloalkyl or heteroaryl radical;

5

R' represents hydrogen and radicals as defined for R³ or R and R' together with the nitrogen to which they are attached represent heterocycloalkyl and heteroaryl radical;

R¹ represents CH₂C(O)NHCH₃, C(CH₃)₂(SCH₃), C(CH₃)₂(S[O]CH₃), C(CH₃)₂(S[O]₂CH₃), alkyl, alkenyl and alkynyl radicals, and amino acid side chains selected from the group consisting of asparagine, valine, threonine, allo-threonine, isoleucine, tert-leucine, S-methyl cysteine and the sulfone and sulfoxide derivatives thereof, alanine, and allo-isoleucine;

R² represents alkyl, cycloalkylalkyl and aralkyl radicals, which radicals are optionally substituted with halogen radicals and radicals represented by the formula —OR⁹ and —SR⁹ wherein R⁹ represents alkyl radicals; and

R³ and R⁴ independently represent alkyl, alkenyl, alkoxyalkyl, cycloalkyl, cycloalkylalkyl, heterocycloalkyl, heterocycloalkylalkyl, aryl, aralkyl and heteroaralkyl radicals.

Of highest interest are compounds within Formula II wherein

R represents alkoxy carbonyl, aralkoxy carbonyl, alkyl carbonyl, cycloalkyl carbonyl, cycloalkylalkoxy carbonyl, cycloalkylalkanoyl, alkanoyl, aralkanoyl, aroyl, aryloxy carbonyl, aryloxy carbonylalkyl, aryloxyalkanoyl, heterocyclyl carbonyl, heterocyclyloxy carbonyl, heterocyclylalkanoyl, heterocyclylalkoxy carbonyl, heteroaralkanoyl, heteroaralkoxy carbonyl, heteroaryloxy carbonyl, heteroaroyl, aminocarbonyl, aminoalkanoyl, and mono- and disubstituted aminocarbonyl and mono- and disubstituted aminoalkanoyl radicals wherein the substituents are selected from alkyl, aryl, aralkyl, cycloalkyl, cycloalkylalkyl, heteroaryl, heteroaralkyl, heterocycloalkyl, heterocycloalkylalkyl radicals, or where said aminoalkanoyl radical is disubstituted, said substituents along with the nitrogen atom to which they are attached form a heterocycloalkyl or heteroaryl radical;

R' represents hydrogen and radicals as defined for R³ or R and R' together with the nitrogen to which they are attached represent heterocycloalkyl and heteroaryl radical;

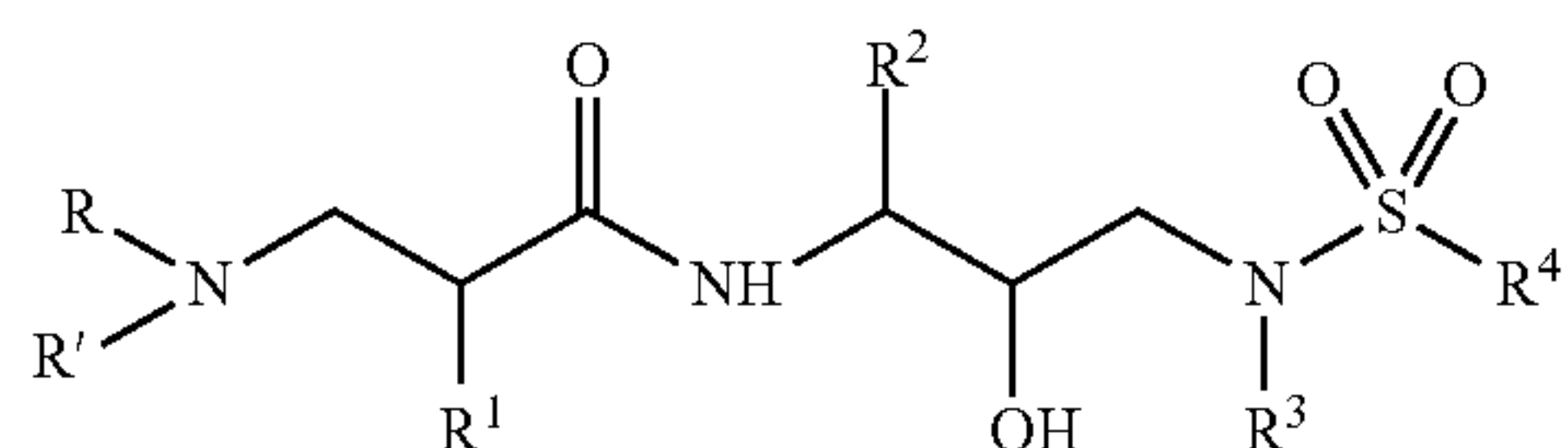
R¹ represents CH₂C(O)NHCH₃, C(CH₃)₂(SCH₃), C(CH₃)₂(S[O]CH₃), C(CH₃)₂(S[O]₂CH₃), methyl, propargyl, t-butyl, isopropyl and sec-butyl radicals, and amino acid side chains selected from the group consisting of asparagine, valine, S-methyl cysteine, allo-isoleucine, iso-leucine, and beta-cyano alanine side chains;

R² represents CH₃SCH₂CH₂-, iso-butyl, n-butyl, benzyl, 4-fluorobenzyl, 2-naphthylmethyl and cyclohexylmethyl radicals;

R³ represents isoamyl, n-butyl, isobutyl and cyclohexyl radicals; and

R⁴ represents phenyl, substituted phenyl and methyl radicals.

Another family of compounds of particular interest within Formula I are compounds embraced by Formula III:



wherein:

R represents hydrogen, alkoxy carbonyl, aralkoxy carbonyl, alkyl carbonyl, cycloalkyl carbonyl, cycloalkyl-

6

lkoxy carbonyl, cycloalkylalkanoyl, alkanoyl, aralkanoyl, aroyl, aryloxy carbonyl, aryloxy carbonylalkyl, aryloxyalkanoyl, heterocyclyl carbonyl, heterocyclyloxy carbonyl, heterocyclylalkanoyl, heterocyclylalkoxy carbonyl, heteroaralkanoyl, heteroaralkoxy carbonyl, heteroaryloxy carbonyl, heteroaroyl, alkyl, alkenyl, cycloalkyl, aryl, aralkyl, aryloxyalkyl, heteroaryloxyalkyl, hydroxyalkyl, aminocarbonyl, aminoalkanoyl, and mono- and disubstituted aminocarbonyl and mono- and disubstituted aminoalkanoyl radicals wherein the substituents are selected from alkyl, aryl, aralkyl, cycloalkyl, cycloalkylalkyl, heteroaryl, heteroaralkyl, heterocycloalkyl, heterocycloalkylalkyl radicals, or where said aminoalkanoyl radical is disubstituted, said substituents along with the nitrogen atom to which they are attached form a heterocycloalkyl or heteroaryl radical;

R' represents hydrogen and radicals as defined for R³ or R and R' together with the nitrogen to which they are attached represent heterocycloalkyl and heteroaryl radical;

R¹ represents hydrogen, —CH₂SO₂NH₂, —CH₂CO₂CH₃, —CO₂CH₃, —CONH₂, —CH₂C(O)NHCH₃, —C(CH₃)₂(SH), —C(CH₃)₂(SCH₃), —C(CH₃)₂(S[O]CH₃), —C(CH₃)₂(S[O]₂CH₃), alkyl, haloalkyl, alkenyl, alkynyl and cycloalkyl radicals, and amino acid side chains selected from asparagine, S-methyl cysteine and the sulfoxide (SO) and sulfone (SO₂) derivatives thereof, isoleucine, allo-isoleucine, alanine, leucine, tert-leucine, phenylalanine, ornithine, histidine, norleucine, glutamine, threonine, allo-threonine, serine, aspartic acid, beta-cyano alanine and valine side chains;

R² represents alkyl, aryl, cycloalkyl, cycloalkylalkyl and aralkyl radicals, which radicals are optionally substituted with a group selected from alkyl and halogen radicals, —NO₂, —C≡N, CF₃, —OR⁹, —SR⁹, wherein R⁹ represents hydrogen and alkyl;

R³ represents alkyl, haloalkyl, alkenyl, alkynyl, hydroxyalkyl, alkoxyalkyl, cycloalkyl, cycloalkylalkyl, heterocycloalkyl, heteroaryl, heterocycloalkylalkyl, aryl, aralkyl, heteroaralkyl, aminoalkyl and mono- and disubstituted aminoalkyl radicals, wherein said substituents are selected from alkyl, aryl, aralkyl, cycloalkyl, cycloalkylalkyl, heteroaryl, heteroaralkyl, heterocycloalkyl, and heterocycloalkylalkyl radicals, or in the case of a disubstituted aminoalkyl radical, said substituents along with the nitrogen atom to which they are attached, form a heterocycloalkyl or a heteroaryl radical; and

R⁴ represents radicals as defined by R³.

A more preferred family of compounds within Formula III consists of compounds wherein

R represents hydrogen, alkoxy carbonyl, aralkoxy carbonyl, alkyl carbonyl, cycloalkyl carbonyl, cycloalkylalkoxy carbonyl, cycloalkylalkanoyl, alkanoyl, aralkanoyl, aroyl, aryloxy carbonyl, aryloxy carbonylalkyl, aryloxyalkanoyl, heterocyclyl carbonyl, heterocyclyloxy carbonyl, heterocyclylalkanoyl, heterocyclylalkoxy carbonyl, heteroaralkanoyl, heteroaralkoxy carbonyl, heteroaryloxy carbonyl, heteroaroyl, alkyl, alkenyl, cycloalkyl, aryl, aralkyl, aryloxyalkyl, heteroaryloxyalkyl, hydroxyalkyl, aminocarbonyl, aminoalkanoyl, and mono- and disubstituted aminocarbonyl and mono- and disubstituted aminoalkanoyl radicals wherein the substituents are selected from alkyl, aryl, aralkyl, cycloalkyl, cycloalkylalkyl, heteroaryl, heteroaralkyl, heterocycloalkyl, heterocycloalkylalkyl radicals, or

7

where said aminoalkanoyl radical is disubstituted, said substituents along with the nitrogen atom to which they are attached form a heterocycloalkyl or heteroaryl radical;

R' represents hydrogen and radicals as defined for R³ or R and R' together with the nitrogen to which they are attached represent heterocycloalkyl and heteroaryl radical;

R¹ represents hydrogen, alkyl and alkenyl radicals, and amino acid side chains selected from the group consisting of asparagine, valine, threonine, allo-threonine, isoleucine, tert-leucine, S-methyl cysteine and the sulfoxide and sulfoxide derivatives thereof, alanine, and allo-isoleucine;

R² represents alkyl, cycloalkylalkyl and aralkyl radicals, which radicals are optionally substituted with halogen radicals and radicals represented by the formula —OR⁹ and —SR⁹ wherein R⁹ represents hydrogen and alkyl and halogen radicals; and

R³ and R⁴ independently represent alkyl, alkenyl, alkoxyalkyl, cycloalkyl, cycloalkylalkyl, heterocycloalkyl, heterocycloalkylalkyl, aryl, aralkyl, heteroaryl and heteroaralkyl radicals.

Of highest interest are compounds within Formula III wherein

R represents hydrogen, alkoxy carbonyl, aralkoxy carbonyl, alkyl carbonyl, cycloalkyl carbonyl, cycloalkylalkoxy carbonyl, cycloalkylalkanoyl, alkanoyl, aralkanoyl, aroyl, aryloxy carbonyl, aryloxy carbonylalkyl, aryloxyalkanoyl, heterocyclyl carbonyl, heterocyclyloxy carbonyl, heterocyclylalkanoyl, heterocyclylalkoxy carbonyl, heteroaralkanoyl, heteroaralkoxy carbonyl, heteroaryloxy-carbonyl, heteroaroyl, aminocarbonyl, aminoalkanoyl, and mono- and disubstituted aminocarbonyl and mono- and disubstituted aminoalkanoyl radicals wherein the substituents are selected from alkyl, aryl, aralkyl, cycloalkyl, cycloalkylalkyl, heteroaryl, heteroaralkyl, heterocycloalkyl, heterocycloalkylalkyl radicals, or where said aminoalkanoyl radical is disubstituted, said substituents along with the nitrogen atom to which they are attached form a heterocycloalkyl or heteroaryl radical;

R' represents hydrogen and radicals as defined for R³ or R and R together with the nitrogen to which they are attached represent heterocycloalkyl and heteroaryl radical;

R¹ represents hydrogen, methyl, propargyl, t-butyl, isopropyl and sec-butyl radicals, and amino acid side chains selected from the group consisting of asparagine, valine, S-methyl cysteine, allo-isoleucine, isoleucine, threonine, serine, aspartic acid, beta-cyano alanine, and allo-threonine side chains;

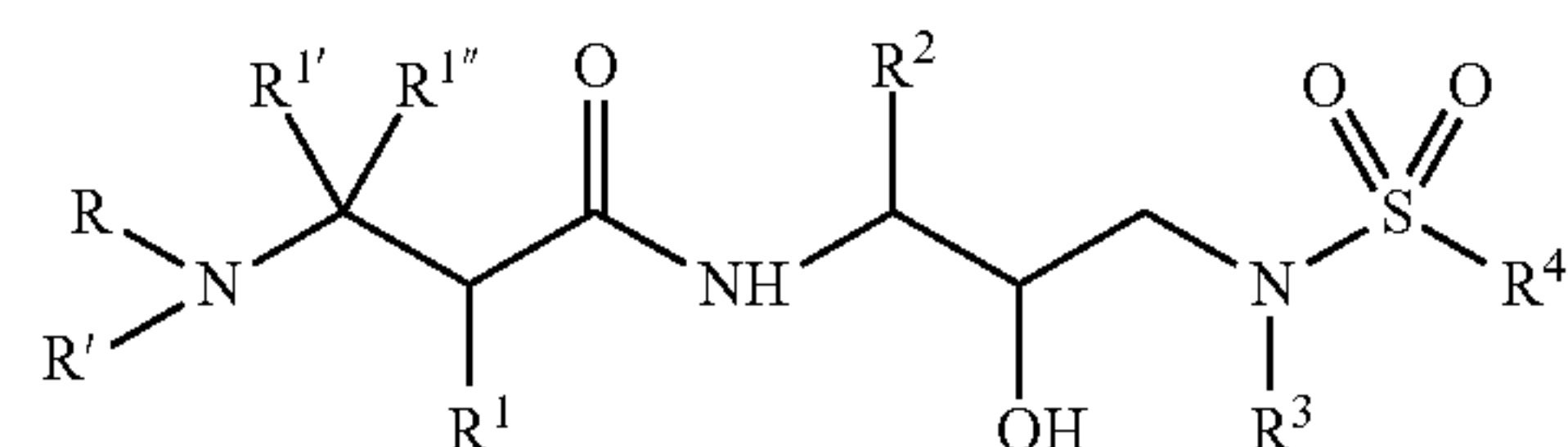
R² represents CH₃SCH₂CH₂—, iso-butyl, n-butyl, benzyl, 4-fluorobenzyl, 2-naphthylmethyl and cyclohexylmethyl radicals; and

R³ represents alkyl, cyclohexyl, isobutyl, isoamyl, and n-butyl radicals; and

R⁴ represents methyl, phenyl and substituted phenyl radicals wherein the substituents are selected from halo, alkoxy, hydroxy, nitro and amino substituents.

Another family of compounds of particular interest within Formula I are compounds embraced by Formula IV:

8



(IV)

wherein:

R represents hydrogen, alkoxy carbonyl, aralkoxy carbonyl, alkyl carbonyl, cycloalkyl carbonyl, cycloalkylalkoxy carbonyl, cycloalkylalkanoyl, alkanoyl, aralkanoyl, aroyl, aryloxy carbonyl, aryloxy carbonylalkyl, aryloxyalkanoyl, heterocyclyl carbonyl, heterocyclyloxy carbonyl, heterocyclylalkanoyl, heterocyclylalkoxy carbonyl, heteroaralkanoyl, heteroaralkoxy carbonyl, heteroaryloxy-carbonyl, heteroaroyl, alkyl, alkenyl, cycloalkyl, aryl, aralkyl, aryloxyalkyl, heteroaryloxyalkyl, hydroxyalkyl, aminocarbonyl, aminoalkanoyl, and mono- and disubstituted aminocarbonyl and mono- and disubstituted aminoalkanoyl radicals wherein the substituents are selected from alkyl, aryl, aralkyl, cycloalkyl, cycloalkylalkyl, heteroaryl, heteroaralkyl, heterocycloalkyl, heterocycloalkylalkyl radicals, or where said aminoalkanoyl radical is disubstituted, said substituents along with the nitrogen atom to which they are attached form a heterocycloalkyl or heteroaryl radical;

R' represents hydrogen and radicals as defined for R³ or R and R' together with the nitrogen to which they are attached represent heterocycloalkyl and heteroaryl radical;

R¹ represents hydrogen, —CH₂SO₂NH₂, —CH₂CO₂CH₃, —CO₂CH₃, —CONH₂, —CH₂C(O)NHCH₃, —C(CH₃)₂(SH), —C(CH₃)₂(SCH₃), —C(CH₃)₂(S[O]CH₃), —C(CH₃)₂(S[O]₂CH₃), alkyl, haloalkyl, alkenyl, alkynyl and cycloalkyl radicals, and amino acid side chains selected from asparagine, S-methyl cysteine and the sulfoxide (SO) and sulfone (SO₂) derivatives thereof, isoleucine, allo-isoleucine, alanine, leucine, tert-leucine, phenylalanine, ornithine, histidine, norleucine, glutamine, threonine, allo-threonine, serine, aspartic acid, beta-cyano alanine and valine side chains;

R^{1'} and R^{1''} independently represent hydrogen and radicals as defined for R¹, or one of R^{1'} and R^{1''}, together with R¹ and the carbon atoms to which R¹, R^{1'} and R^{1''} are attached, represent a cycloalkyl radical;

R² represents alkyl, aryl, cycloalkyl, cycloalkylalkyl and aralkyl radicals, which radicals are optionally substituted with a group selected from alkyl and halogen radicals, —NO₂, —C≡N, CF₃, —OR⁹ and —SR⁹, wherein R⁹ represents hydrogen and alkyl radicals;

R³ represents alkyl, haloalkyl, alkenyl, alkynyl, hydroxyalkyl, alkoxyalkyl, cycloalkyl, cycloalkylalkyl, heterocycloalkyl, heteroaryl, heterocycloalkylalkyl, aryl, aralkyl, heteroaralkyl, aminoalkyl and mono- and disubstituted aminoalkyl radicals, wherein said substituents are selected from alkyl, aryl, aralkyl, cycloalkyl, cycloalkylalkyl, heteroaryl, heteroaralkyl, heterocycloalkyl, and heterocycloalkylalkyl radicals, or in the case of a disubstituted aminoalkyl radical, said substituents along with the nitrogen atom to which they are attached, form a heterocycloalkyl or a heteroaryl radical; and

R⁴ represents radicals as defined by R³.

A more preferred family of compounds within Formula IV consists of compounds wherein

R represents an arylalkanoyl, heteroaryl, aryloxyalkanoyl, aryloxycarbonyl, alkanoyl, aminocarbonyl, mono-substituted aminoalkanoyl, or disubstituted aminoalkanoyl, or mono- or dialkylaminocarbonyl radical;

R' represents hydrogen and radicals as defined for R³ or R and R' together with the nitrogen to which they are attached represent a heterocycloalkyl or heteroaryl radical;

R¹, R^{1'} and R^{1''} independently represent hydrogen and alkyl radicals having from 1 to about 4 carbon atoms, alkenyl, alkynyl, aralkyl radicals, and radicals represented by the formula —CH₂C(O)R^{''} or —C(O)R^{''} wherein R^{''} represents R³⁸, —NR³⁸R³⁹ and OR³⁸ wherein R³⁸ and R³⁹ independently represent hydrogen and alkyl radicals having from 1 to about 4 carbon atoms;

R² represents alkyl, cycloalkylalkyl and aralkyl radicals, which radicals are optionally substituted with halogen radicals and radicals represented by the formula —OR⁹ and —SR⁹ wherein R⁹ represents hydrogen and alkyl radicals; and

R³ and R⁴ independently represent alkyl, alkenyl, alkoxyalkyl, cycloalkyl, cycloalkylalkyl, heterocycloalkyl, heterocycloalkylalkyl, aryl, aralkyl, heteroaryl and heteroaryl radicals.

Of highest interest are compounds of Formula IV wherein: R represents an arylalkanoyl, aryloxycarbonyl, aryloxyalkanoyl, alkanoyl, aminocarbonyl, mono-substituted aminoalkanoyl, or disubstituted aminoalkanoyl, or mono- or dialkylaminocarbonyl radical;

R' represents hydrogen and radicals as defined for R³ or R and R' together with the nitrogen to which they are attached represent a heterocycloalkyl or heteroaryl radical;

R¹, R^{1'} and R^{1''} independently represent hydrogen, methyl, ethyl, benzyl, phenylpropyl and propargyl radicals;

R² represents CH₃SCH₂CH₂—, iso-butyl, n-butyl, benzyl, 4-fluorobenzyl, 2-naphthylmethyl and cyclohexylmethyl radicals;

R³ represents alkyl, cyclohexyl, isobutyl, isoamyl and n-butyl radicals; and

R⁴ represents methyl, phenyl and substituted phenyl radicals wherein the substituents are selected from halo, alkoxy, amino and nitro substituents.

As utilized herein, the term “alkyl”, alone or in combination, means a straight-chain or branched-chain alkyl radical containing from 1 to about 10 carbon atoms, preferably from 1 to about 8 carbon atoms, more preferably 1-5 carbon atoms. Examples of such radicals include methyl, ethyl, n-propyl, isopropyl, n-butyl, isobutyl, sec-butyl, tert-butyl, pentyl, isoamyl, hexyl, octyl and the like. The term “alkenyl”, alone or in combination, means a straight-chain or branched-chain hydrocarbon radical having one or more double bonds and containing from 2 to about 18 carbon atoms, preferably from 2 to about 8 carbon atoms, more preferably from 2 to about 5 carbon atoms. Examples of suitable alkenyl radicals include ethenyl, propenyl, alkyl, 1,4-butadienyl and the like. The term “alkynyl”, alone or in combination, means a straight-chain or branched chain hydrocarbon radical having one or more triple bonds and containing from 2 to about 10 carbon atoms, more preferably from 2 to about 5 carbon atoms. Examples of alkynyl radicals include ethynyl, propynyl, (propargyl), butynyl and the like. The term “alkoxy”, alone or in combination, means an alkyl ether radical wherein the term alkyl is as defined above. Examples of suitable alkyl ether radicals

include methoxy, ethoxy, n-propoxy, isopropoxy, n-butoxy, iso-butoxy, sec-butoxy, tert-butoxy and the like. The term “cycloalkyl”, alone or in combination, means a saturated or partially saturated monocyclic, bicyclic or tricyclic alkyl radical wherein each cyclic moiety contains from about 3 to about 8 carbon atoms, more preferably from about 3 to about 6 carbon atoms. Examples of such cycloalkyl radicals include cyclopropyl, cyclobutyl, cyclopentyl, cyclohexyl and the like. The term “cycloalkylalkyl” means an alkyl radical as defined

above which is substituted by a cycloalkyl radical as defined above. Examples of such cycloalkylalkyl radicals include cyclopropylmethyl, cyclobutylmethyl, cyclopentylmethyl, cyclohexylmethyl, 1-cyclopentylethyl, 1-cyclohexylethyl, 2-cyclopentylethyl, 2-cyclohexylethyl, cyclobutylpropyl, cyclopentylpropyl, cyclohexylbutyl and the like. The term

“aryl”, alone or in combination, means a phenyl or naphthyl radical which optionally carries one or more substituents selected from alkyl, alkoxy, halogen, hydroxy, amino, nitro, cyano, haloalkyl, carboxy, alkoxy carbonyl, cycloalkyl, heterocycloalkyl, amido, mono and dialkyl substituted amino, mono and dialkyl substituted amido and the like, such as phenyl, p-tolyl, 4-methoxyphenyl, 4-(tert-butoxy)phenyl, 3-methyl-4-methoxyphenyl, 4-fluorophenyl, 4-chlorophenyl, 3-nitrophenyl, 3-aminophenyl, 3-acetamidophenyl, 4-acetamidophenyl, 2-methyl-3-acetamidophenyl, 2-methyl-3-aminophenyl, 3-methyl-4-aminophenyl, 2-amino-3-methylphenyl, 2,4-dimethyl-3-aminophenyl, 4-hydroxyphenyl, 3-methyl-4-hydroxyphenyl, 1-naphthyl, 2-naphthyl, 3-amino-1-naphthyl, 2-methyl-3-amino-1-naphthyl, 6-amino-2-naphthyl, 4,6-dimethoxy-2-naphthyl and the like.

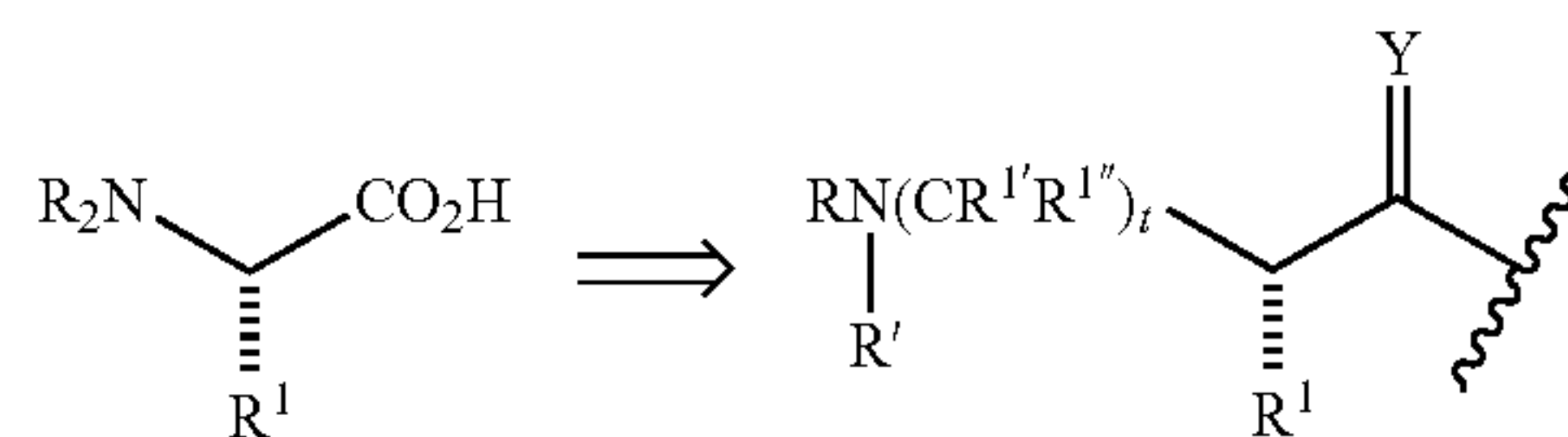
The terms “aralkyl” and “aralkoxy”, alone or in combination, means an alkyl or alkoxy radical as defined above in which at least one hydrogen atom is replaced by an aryl radical as defined above, such as benzyl, benzyloxy, 2-phenylethyl, dibenzylmethyl, hydroxyphenylmethyl, methylphenylmethyl, and the like. The term “aralkoxycarbonyl”, alone or in combination, means a radical of the formula aralkyl-O-C(O)— in which the term “aralkyl” has the significance given above. Examples of an aralkoxycarbonyl radical are benzyloxycarbonyl and 4-methoxyphenylmethoxycarbonyl. The term “aryloxy” means a radical of the formula aryl-O- in which the term aryl has the significance given above. The term “alkanoyl”, alone or in combination, means an acyl radical derived from an alkanecarboxylic acid, examples of which include acetyl, propionyl, butyryl, valeryl, 4-methylvaleryl, and the like. The term “cycloalkylcarbonyl” means an acyl group derived from a monocyclic or bridged cycloalkanecarboxylic acid such as cyclopropylcarbonyl, cyclohexylcarbonyl, adamantylcarbonyl, and the like, or from a benz-fused monocyclic cycloalkanecarboxylic acid which is optionally substituted by one or more substituents selected from alkyl, alkoxy, halogen, hydroxy, amino, nitro, cyano, haloalkyl, carboxy, alkoxy carbonyl, cycloalkyl, heterocycloalkyl, alkanoylamino, amido, mono and dialkyl substituted amino, mono and dialkyl substituted amido and the like, such as 1,2,3,4-tetrahydro-2-naphthoyl, 2-acetamido-1,2,3,4-tetrahydro-2-naphthoyl. The term “aralkanoyl” means an acyl radical derived from an aryl-substituted alkanecarboxylic acid such as phenylacetyl, 3-phenylpropionyl (hydrocinamoyl), 4-phenylbutyryl, (2-naphthyl)acetyl, 4-chlorohydrocinamoyl, 4-aminohydrocinamoyl, 4-methoxyhydrocinamoyl, and the like. The term “aroyl” means an acyl radical derived from an arylcarboxylic acid, aryl having the meaning given above. Examples of such arylcarboxylic acid radicals include substituted and unsubstituted benzoic or naphthoic acid such as benzoyl, 4-chlorobenzoyl, 4-carboxybenzoyl, 4-(benzyloxycarbonyl) benzoyl, 1-naph-

11

thoyl, 2-naphthoyl, 6-carboxy-2 naphthoyl, 6-(benzyloxycarbonyl)-2-naphthoyl, 3-benzyloxy-2-naphthoyl, 3-hydroxy-2-naphthoyl, 3-(benzyloxyformamido)-2-naphthoyl, and the like. The terms "heterocyclyl" and "heterocycloalkyl," alone or in combination, mean a saturated or partially unsaturated monocyclic, bicyclic or tricyclic heterocycle having preferably 3 to 12 ring members, more preferably 5 to 10 ring members and most preferably 5 to 6 ring members, which contains one or more heteroatom ring members selected from nitrogen, oxygen and sulphur, and which is optionally substituted on one or more carbon atoms by halogen, alkyl, alkoxy, hydroxy, oxo, aryl, aralkyl and the like, and/or on a secondary nitrogen atom (i.e., —NH—) by hydroxy, alkyl, aralkoxycarbonyl, alkanoyl, phenyl or phenylalkyl and/or on a tertiary nitrogen atom (i.e., =N—) by oxido. Heterocycloalkyl and heterocyclyl also includes benz-fused monocyclic cycloalkyl groups having at least one such heteroatom. Heterocycloalkyl and heterocyclyl in addition to sulfur and nitrogen also includes sulfones, sulfoxides and N-oxides of tertiary nitrogen containing heterocycloalkyl groups. The term "heteroaryl", alone or in combination, means an aromatic monocyclic, bicyclic, or tricyclic heterocyclyl (heterocycloalkyl) radical as defined above and is optionally substituted as defined above with respect to the definitions of aryl and heterocyclyl (heterocycloalkyl). Examples of such heterocyclyl (heterocycloalkyl) and heteroaryl groups are pyrrolidinyl, piperidinyl, piperazinyl, morpholinyl, thiamorpholinyl, pyrrolyl, imidazolyl (e.g., imidazol-4-yl, 1-benzyloxycarbonylimidazol-4-yl, etc.), pyrazolyl, pyridyl, (e.g., 2-(1-piperidinyl)pyridyl and 2-(4-benzyl piperazin-1-yl-1-pyridinyl), pyrazinyl, pyrimidinyl, furyl, tetrahydrofuryl, thienyl, triazolyl, oxazolyl, thiazolyl, indolyl (e.g., 2-indolyl, etc.), quinolinyl, (e.g., 2-quinolinyl, 3-quinolinyl, 1-oxido-2-quinolinyl, etc.), isoquinolinyl (e.g., 1-isoquinolinyl, 3-isoquinolinyl, etc.), tetrahydroquinolinyl (e.g., 1,2,3,4-tetrahydro-2-quinolyl, etc.), 1,2,3,4-tetrahydroisoquinolinyl (e.g., 1,2,3,4-tetrahydro-1-oxo-isoquinolinyl, etc.), quinoxalinyl, β -carbolinyl, 2-benzofurancarboxyl, 1-, 2-, 4- or 5-benzimidazolyl, and the like. The term "cycloalkylalkoxycarbonyl" means an acyl group derived from a cycloalkylalkoxycarboxylic acid of the formula cycloalkylalkyl-O—COOH wherein cycloalkylalkyl has the meaning given above. The term "aryloxyalkanoyl" means an acyl radical of the formula aryl-O-alkanoyl wherein aryl and alkanoyl have the meaning given above. The term "heterocycloalkoxycarbonyl" means an acyl group derived from heterocyclyl-O—COOH wherein heterocyclyl is as defined above. The term "heterocycloalkylalkanoyl" is an acyl radical derived from a heterocycloalkyl-substituted alkylcarboxylic acid wherein heterocycloalkyl has the meaning given above. The term "heterocycloalkylalkoxycarbonyl" means an acyl radical derived from a heterocycloalkyl-substituted alkyl-O—COOH wherein heterocycloalkyl has the meaning given above. The term "heteroaryloxy carbonyl" means an acyl radical derived from a carboxylic acid represented by heteroaryl-O—COOH wherein heteroaryl has the meaning given above. The term "aminocarbonyl" alone or in combination, means an amino-substituted carbonyl (carbamoyl) group wherein the amino group can be a primary, secondary or tertiary amino group containing substituents selected from alkyl, aryl, aralkyl, cycloalkyl, cycloalkylalkyl radicals and the like. The term "aminoalkanoyl" means an acyl group derived from an amino-substituted alkylcarboxylic acid wherein the amino group can be a primary, secondary or tertiary amino group containing substituents selected from alkyl, aryl, aralkyl, cycloalkyl, cycloalkylalkyl radicals and the like. The term "halogen" means fluorine, chlorine, bromine or iodine. The term "haloalkyl" means an alkyl radical

12

having the meaning as defined above wherein one or more hydrogens are replaced with a halogen. Examples of such haloalkyl radicals include chloromethyl, 1-bromoethyl, fluoromethyl, difluoromethyl, trifluoromethyl, 1,1,1-trifluoroethyl and the like. The term "leaving group" generally refers to groups readily displaceable by a nucleophile, such as an amine, a thiol or an alcohol nucleophile. Such leaving groups are well known in the art. Examples of such leaving groups include, but are not limited to, N-hydroxysuccinimide, N-hydroxybenzotriazole, halides, triflates, tosylates and the like. Preferred leaving groups are indicated herein where appropriate. The term "amino acid side chain" means the side chain group, including the stereochemistry of the carbon to which it is attached, attached to the naturally occurring amino acid which distinguishes the amino acid from glycine. For example, the amino acid side chain of alanine is methyl, of histidine is imidazolylmethyl and phenylalanine is benzyl, and the attachment of such side chains to the compound of this invention retain the naturally occurring stereochemistry of the carbon to which it is attached. The following example illustrates the definition:

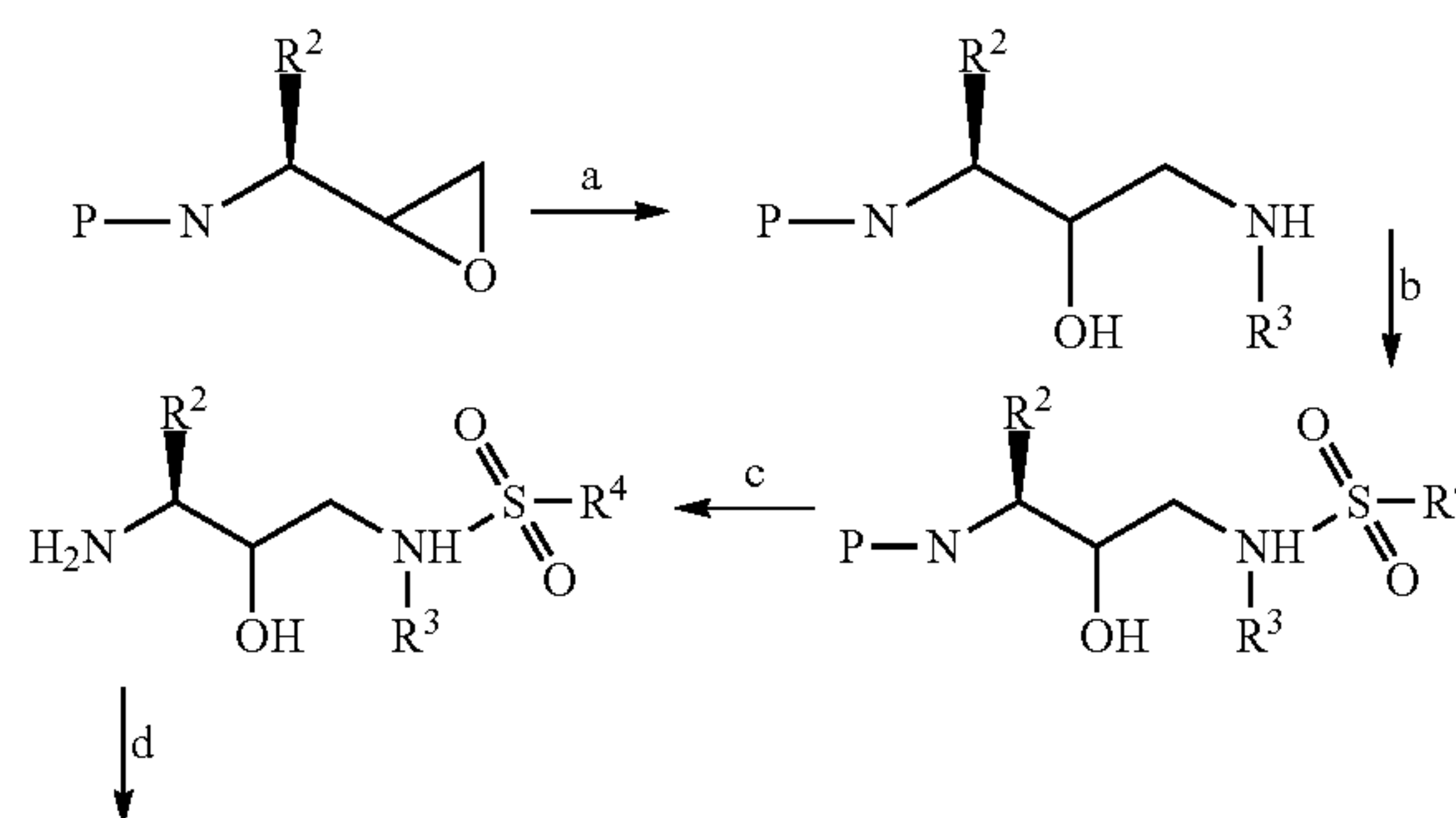


Procedures for preparing the compounds of Formula I are set forth below. It should be noted that the general procedure is shown as it relates to preparation of compounds having the specified stereochemistry, for example, wherein the absolute stereochemistry about the hydroxyl group is designated as (R). However, such procedures are generally applicable to those compounds of opposite configuration, e.g., where the stereochemistry about the hydroxyl group is (S). In addition, the compounds having the (R) stereochemistry can be utilized to produce those having the (S) stereochemistry. For example, a compound having the (R) stereochemistry can be inverted to the (S) stereochemistry using well-known methods.

Preparation of Compounds of Formula I

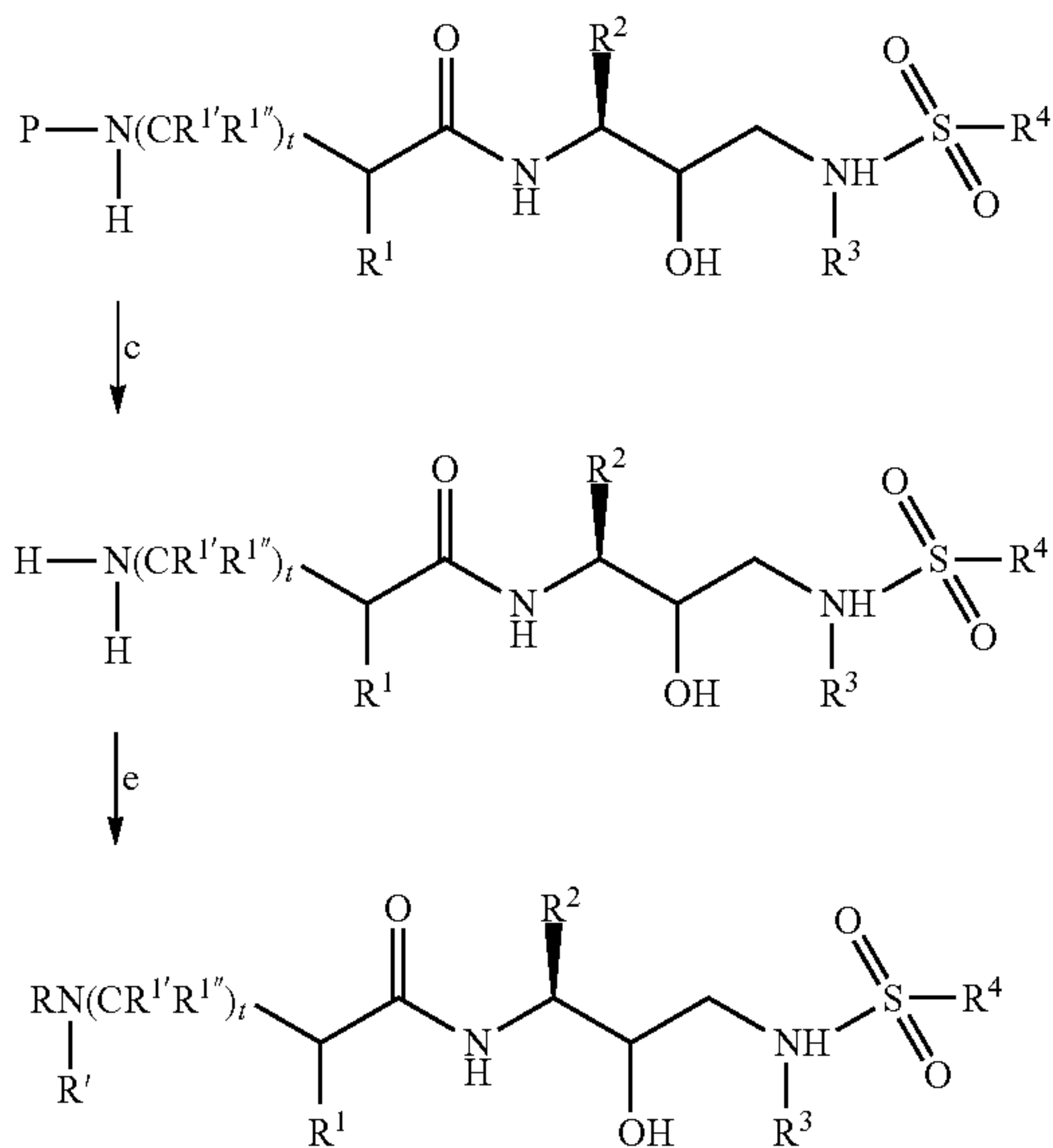
The compounds of the present invention represented by Formula I above can be prepared utilizing the following general procedure. This procedure is schematically shown in the following Schemes I and II:

SCHEME 1



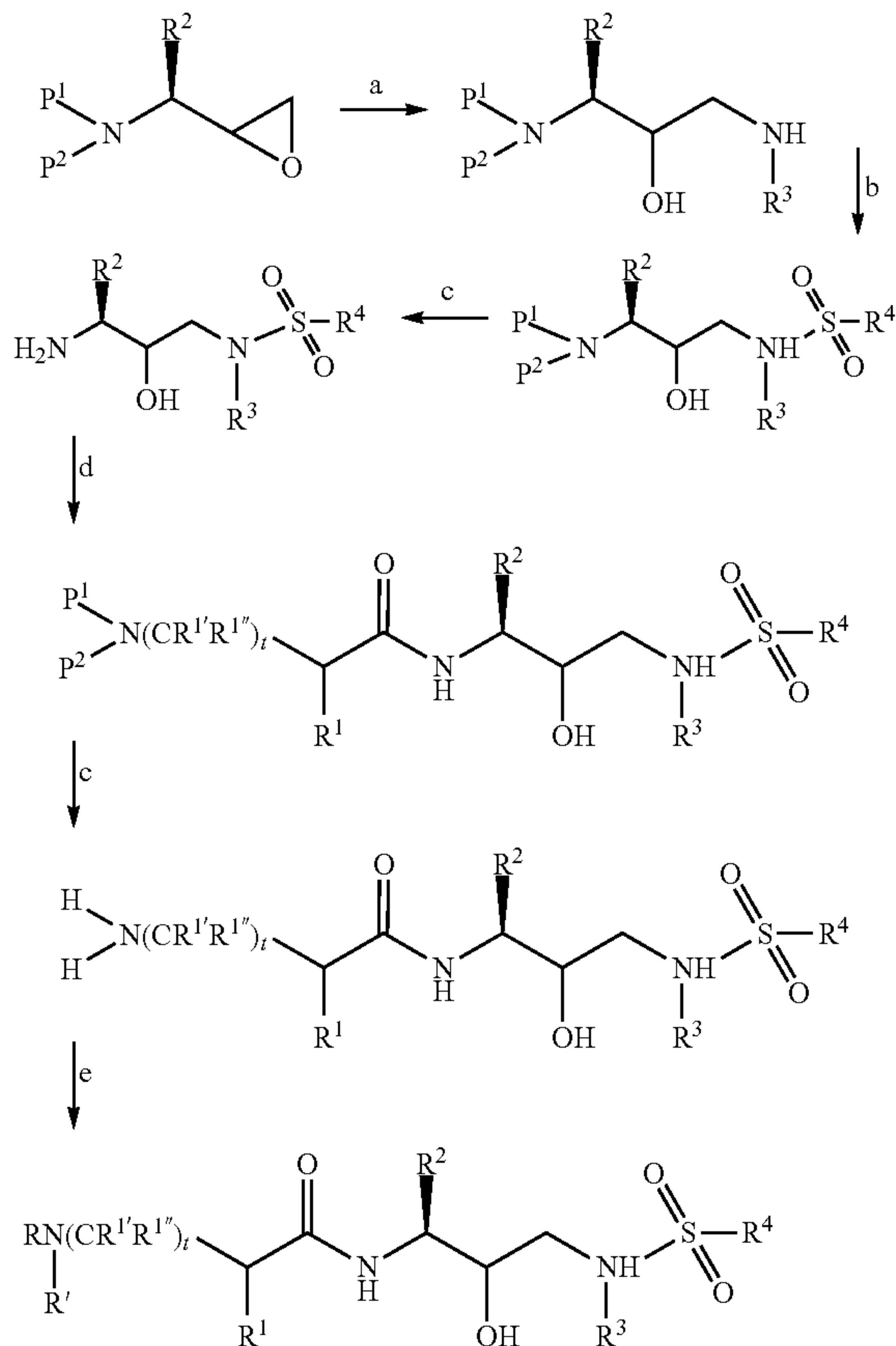
13

-continued



a) amine b) sulfonyl chloride R^4SO_2Cl (or anhydride) + acid scavenger
c) deprotection d) coupling e) coupling.

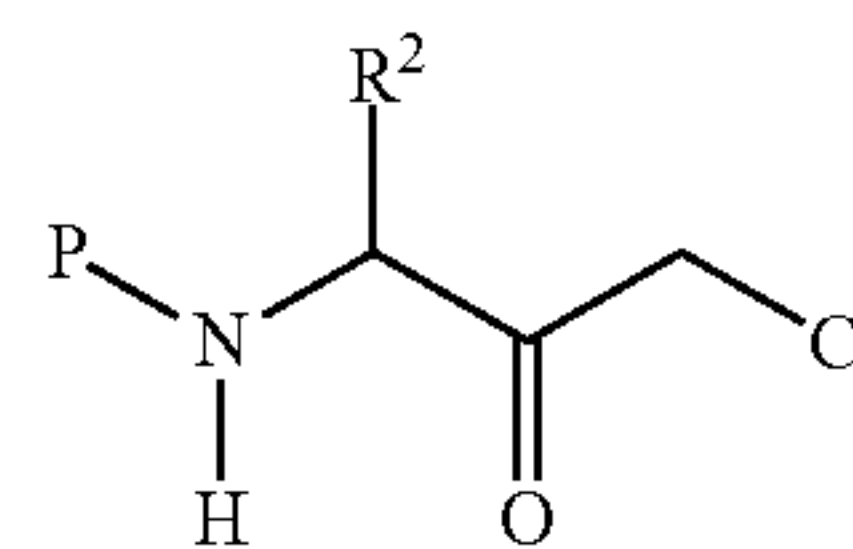
SCHEME II



a) amine b) sulfonyl chloride R^4SO_2Cl (or anhydride) + acid scavenger
c) deprotection d) coupling e) coupling.

An N-protected chloroketone derivative of an amino acid having the formula:

14



5

10

15

20

25

30

35

40

45

50

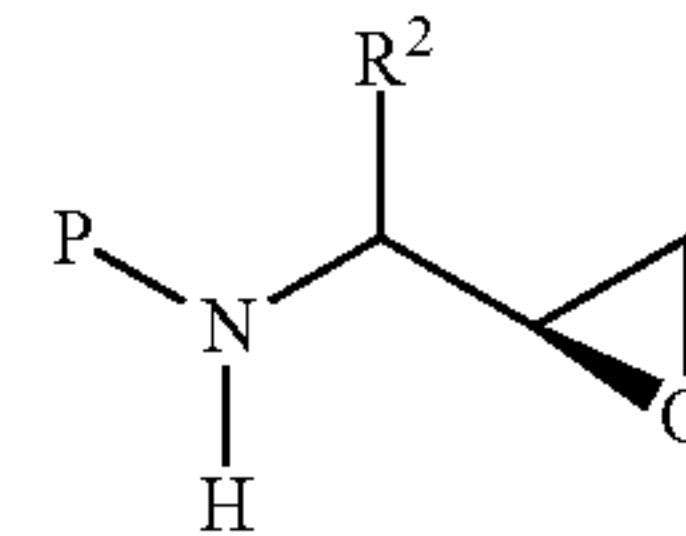
55

60

65

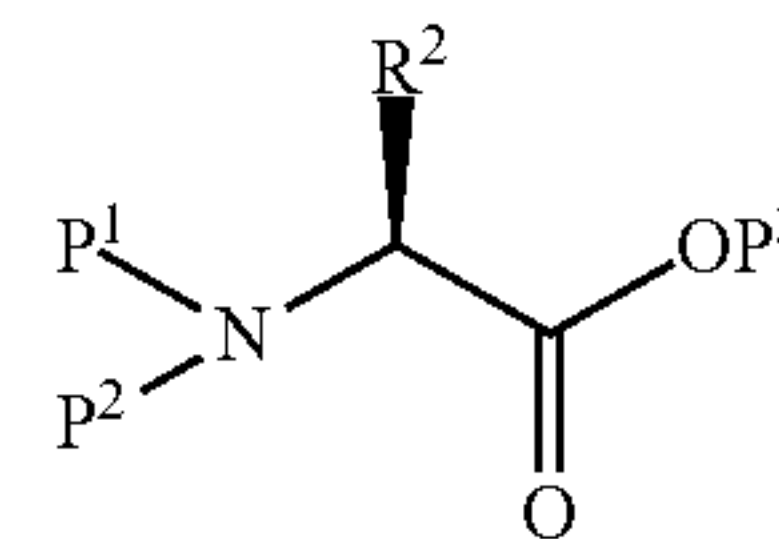
wherein P represents an amino protecting group, and R^2 is as defined above, is reduced to the corresponding alcohol utilizing an appropriate reducing agent. Suitable amino protecting groups are well known in the art and include carbobenzyloxy, t-butoxycarbonyl, and the like. A preferred amino protecting group is carbobenzyloxy. A preferred N-protected chloroketone is N-benzyloxycarbonyl-L-phenylalanine chloromethyl ketone. A preferred reducing agent is sodium borohydride. The reduction reaction is conducted at a temperature of from $-10^\circ C.$ to about $25^\circ C.$, preferably at about $0^\circ C.$, in a suitable solvent system such as, for example, tetrahydrofuran, and the like. The N-protected chloroketones are commercially available, e.g., such as from Bachem, Inc., Torrance, Calif. Alternatively, the chloroketones can be prepared by the procedure set forth in S. J. Fittkau, J. Prakt. Chem., 315, 1037 (1973), and subsequently N-protected utilizing procedures which are well known in the art.

The halo alcohol can be utilized directly, as described below, or, preferably, is then reacted, preferably at room temperature, with a suitable base in a suitable solvent system to produce an N-protected amino epoxide of the formula:



wherein P and R^2 are as defined above. Suitable solvent systems for preparing the amino epoxide include ethanol, methanol, isopropanol, tetrahydrofuran, dioxane, and the like including mixtures thereof. Suitable bases for producing the epoxide from the reduced chloroketone include potassium hydroxide, sodium hydroxide, potassium t-butoxide, DBU and the like. A preferred base is potassium hydroxide.

Alternatively, a protected amino epoxide can be prepared, such as in co-owned and co-pending PCT Patent Application Serial No. PCT/US93/04804 which is incorporated herein by reference, starting with an L-amino acid which is reacted with a suitable amino-protecting group in a suitable solvent to produce an amino-protected L-amino acid ester of the formula:



wherein P^3 represents carboxyl-protecting group, e.g., methyl, ethyl, benzyl, tertiary-butyl and the like; R^2 is as defined above; and P^1 and P^2 independently are selected from amine protecting groups, including but not limited to, arylalkyl, substituted arylalkyl, cycloalkenylalkyl and substituted cycloalkenylalkyl, allyl, substituted allyl, acyl, alkoxy carbonyl, aralkoxy carbonyl and silyl. Examples of arylalkyl

15

include, but are not limited to benzyl, orthomethylbenzyl, trityl and benzhydryl, which can be optionally substituted with halogen, alkyl of C₁-C₈, alkoxy, hydroxy, nitro, alkylene, amino, alkylamino, acylamino and acyl, or their salts, such as phosphonium and ammonium salts. Examples of aryl groups include phenyl, naphthalenyl, indanyl, anthracenyl, durenyl, 9-(9-phenylfluorenyl) and phenanthrenyl, cycloalkenylalkyl or substituted cycloalkenylalkyl radicals containing cycloalkyls of C₆-C₁₀. Suitable acyl groups include carbobenzoxy, t-butoxycarbonyl, iso-butoxycarbonyl, benzoyl, substituted benzoyl, butyryl, acetyl, tri-fluoroacetyl, tri-chloroacetyl, phthaloyl and the like.

Additionally, the P¹ and/or P² protecting groups can form a heterocyclic ring with the nitrogen to which they are attached, for example, 1,2-bis(methylene)benzene, phthalimidyl, succinimidyl, maleimidyl and the like and where these heterocyclic groups can further include adjoining aryl and cycloalkyl rings. In addition, the heterocyclic groups can be mono-, di- or tri-substituted, e.g., nitrothalimidyl. The term silyl refers to a silicon atom optionally substituted by one or more alkyl, aryl and aralkyl groups.

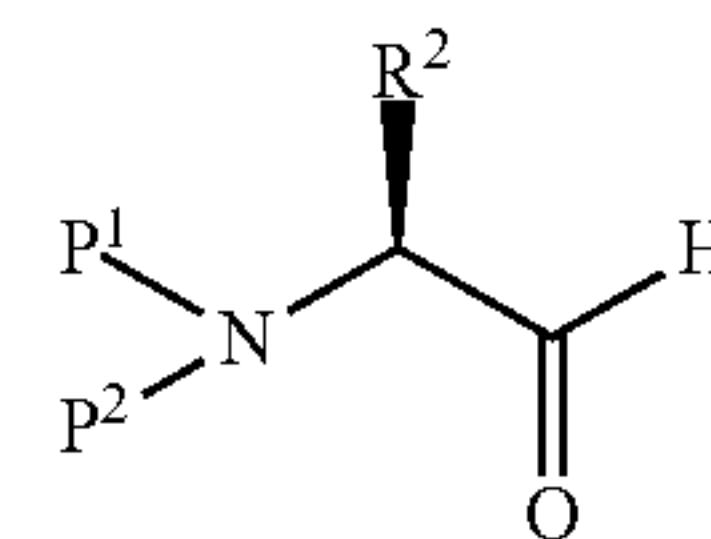
Suitable silyl protecting groups include, but are not limited to, trimethylsilyl, triethylsilyl, tri-isopropylsilyl, tert-butyl dimethylsilyl, dimethylphenylsilyl, 1,2-bis(dimethylsilyl) benzene, 1,2-bis(dimethylsilyl)ethane and diphenylmethylsilyl. Silylation of the amine functions to provide mono- or bis-disilylamine can provide derivatives of the aminoalcohol, amino acid, amino acid esters and amino acid amide. In the case of amino acids, amino acid esters and amino acid amides, reduction of the carbonyl function provides the required mono- or bis-silyl aminoalcohol. Silylation of the aminoalcohol can lead to the N,N,O-tri-silyl derivative. Removal of the silyl function from the silyl ether function is readily accomplished by treatment with, for example, a metal hydroxide or ammonium fluoride reagent, either as a discrete reaction step or in situ during the preparation of the amino aldehyde reagent. Suitable silylating agents are, for example, trimethylsilyl chloride, tert-butyl-dimethylsilyl chloride, phenyldimethylsilyl chloride, diphenylmethylsilyl chloride or their combination products with imidazole or DMF. Methods for silylation of amines and removal of silyl protecting groups are well known to those skilled in the art. Methods of preparation of these amine derivatives from corresponding amino acids, amino acid amides or amino acid esters are also well known to those skilled in the art of organic chemistry including amino acid/amino acid ester or aminoalcohol chemistry.

Preferably P¹ and P² are independently selected from aralkyl and substituted aralkyl. More preferably, each of P¹ and P² is benzyl. As illustrated in the Examples below, P, P¹ and P² may serve as a nitrogen protecting group which is later removed in the preparation of compounds of this invention or may form a part of the final inhibitor structure. For example, benzoyl, benzyloxycarbonyl, t-butoxycarbonyl, pyridylmethoxycarbonyl, tetrahydrofuryloxycarbonyl, pyridylcarbonyl and the like can be used to both protect a nitrogen from undergoing an undesired reaction and also be part of the structure of an active enzyme inhibitor.

The amino-protected L-amino acid ester is then reduced, to the corresponding alcohol. For example, the amino-protected L-amino acid ester can be reduced with diisobutylaluminum hydride at -78° C. in a suitable solvent such as toluene. Preferred reducing agents include lithium aluminum hydride, lithium borohydride, sodium borohydride, borane, lithium tri-tert-butoxyaluminum hydride, borane/THF complex. Most preferably, the reducing agent is diisobutylaluminum hydride (DiBAL-H) in toluene. The resulting alcohol is

16

then converted, for example, by way of a Swern oxidation, to the corresponding aldehyde of the formula:



wherein P¹, P² and R² are as defined above. Thus, a dichloromethane solution of the alcohol is added to a cooled (-75 to -68° C.) solution of oxalyl chloride in dichloromethane and DMSO in dichloromethane and stirred for 35 minutes.

Acceptable oxidizing reagents include, for example, sulfur trioxide-pyridine complex and DMSO, oxalyl chloride and DMSO, acetyl chloride or anhydride and DMSO, trifluoroacetyl chloride or anhydride and DMSO, methane-sulfonyl chloride and DMSO or tetrahydro thiaphene-S-oxide, toluenesulfonyl bromide and DMSO, trifluoromethanesulfonyl anhydride (triflic anhydride) and DMSO, phosphorus pentachloride and DMSO, dimethylphosphoryl chloride and DMSO and isobutyl chloroformate and DMSO. The oxidation conditions reported by Reetz et al [Angew Chem., 99, p. 1186, (1987)], Angew Chem. Int. Ed. Engl., 26, p. 1141, (1987) employed oxalyl chloride and DMSO at -78° C.

The preferred oxidation method described in this invention is sulfur trioxide pyridine complex, triethylamine and DMSO at room temperature. This system provides excellent yields of the desired chiral protected amino aldehyde usable without the need for purification i.e., the need to purify kilograms of intermediates by chromatography is eliminated and large scale operations are made less hazardous. Reaction at room temperature also eliminated the need for the use of low temperature reactor which makes the process more suitable for commercial production.

The reaction may be carried out under and inert atmosphere such as nitrogen or argon, or normal or dry air, under atmospheric pressure or in a sealed reaction vessel under positive pressure. Preferred is a nitrogen atmosphere. Alternative amine bases include, for example, tri-butyl amine, tri-isopropyl amine, N-methylpiperidine, N-methyl morpholine, azabicyclononane, diisopropylethylamine, 2,2, 6,6-tetramethylpiperidine, N,N-dimethylaminopyridine, or mixtures of these bases. Triethylamine is a preferred base. Alternatives to pure DMSO as solvent include mixtures of DMSO with non-protic or halogenated solvents such as tetrahydrofuran, ethyl acetate, toluene, xylene, dichloromethane, ethylene dichloride and the like. Dipolar aprotic co-solvents include acetonitrile, dimethylformamide, dimethylacetamide, acetamide, tetramethyl urea and its cyclic analog, N-methylpyrrolidone, sulfolane and the like. Rather than N,N-dibenzylphenylalaninol as the aldehyde precursor, the phenylalaninol derivatives discussed above can be used to provide the corresponding N-monosubstituted [either P¹ or P²=H] or N,N-disubstituted aldehyde.

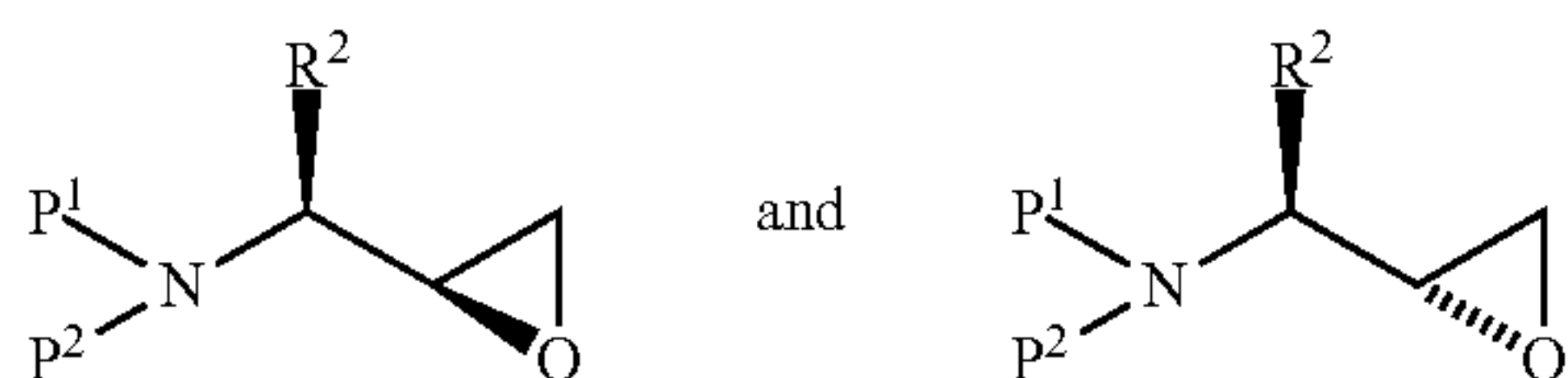
In addition, hydride reduction of an amide or ester derivative of the corresponding alkyl, benzyl or cycloalkenyl nitrogen protected phenylalanine, substituted phenylalanine or cycloalkyl analog of phenylalanine derivative can be carried out to provide the aldehydes. Hydride transfer is an additional method of aldehyde synthesis under conditions where aldehyde condensations are avoided, cf, Oppenauer Oxidation.

The aldehydes of this process can also be prepared by methods of reducing protected phenylalanine and phenylalanine analogs or their amide or ester derivatives by, e.g.,

sodium amalgam with HCl in ethanol or lithium or sodium or potassium or calcium in ammonia. The reaction temperature may be from about -20°C . to about 45°C ., and preferably from about 5°C . to about 25°C . Two additional methods of obtaining the nitrogen protected aldehyde include oxidation of the corresponding alcohol with bleach in the presence of a catalytic amount of 2,2,6,6-tetramethyl-1-pyridyloxy free radical. In a second method, oxidation of the alcohol to the aldehyde is accomplished by a catalytic amount of tetrapropylammonium perruthenate in the presence of N-methylmorpholine-N-oxide.

Alternatively, an acid chloride derivative of a protected phenylalanine or phenylalanine derivative as disclosed above can be reduced with hydrogen and a catalyst such as Pd on barium carbonate or barium sulphate, with or without an additional catalyst moderating agent such as sulfur or a thiol (Rosenmund Reduction).

The aldehyde resulting from the Swern oxidation is then reacted with a halomethyl lithium reagent, which reagent is generated in situ by reacting an alkyl lithium or aryl lithium compound with a dihalomethane represented by the formula $\text{X}^1\text{CH}_2\text{X}^2$ wherein X^1 and X^2 independently represent I, Br or Cl. For example, a solution of the aldehyde and chloriodomethane in THF is cooled to -78°C . and a solution of n-butyllithium in hexane is added. The resulting product is a mixture of diastereomers of the corresponding amino-protected epoxides of the formulas:



The diastereomers can be separated e.g., by chromatography, or, alternatively, once reacted in subsequent steps the diastereomeric products can be separated. For compounds having the (S) stereochemistry, a D-amino acid can be utilized in place of the L-amino acid.

The addition of chloromethyl lithium or bromomethyl lithium to a chiral amino aldehyde is highly diastereoselective. Preferably, the chloromethyl lithium or bromomethyl lithium is generated in-situ from the reaction of the dihalomethane and n-butyllithium. Acceptable methyleneating halomethanes include chloriodomethane, bromochloromethane, dibromomethane, diiodomethane, bromofluoromethane and the like. The sulfonate ester of the addition product of, for example, hydrogen bromide to formaldehyde is also a methyleneating agent. Tetrahydrofuran is the preferred solvent, however alternative solvents such as toluene, dimethoxyethane, ethylene dichloride, methylene chloride can be used as pure solvents or as a mixture. Dipolar aprotic solvents such as acetonitrile, DMF, N-methylpyrrolidone are useful as solvents or as part of a solvent mixture. The reaction can be carried out under an inert atmosphere such as nitrogen or argon. For n-butyl lithium can be substituted other organometallic reagents such as methyl lithium, tert-butyl lithium, sec-butyl lithium, phenyllithium, phenyl sodium and the like. The reaction can be carried out at temperatures of between about -80°C . to 0°C . but preferably between about -80°C . to -20°C . The most preferred reaction temperatures are between -40°C . to -15°C . Reagents can be added singly but multiple additions are preferred in certain conditions. The preferred pressure of the reaction is atmospheric however a positive pressure is valuable under certain conditions such as a high humidity environment.

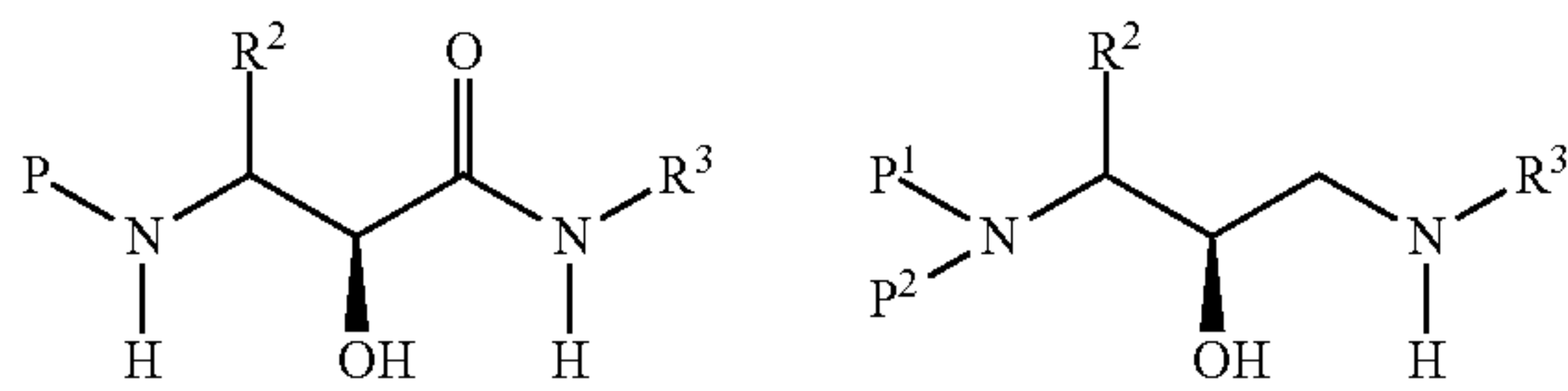
Alternative methods of conversion to the epoxides of this invention include substitution of other charged methylenation precursor species followed by their treatment with base to form the analogous anion. Examples of these species include trimethylsulfoxonium tosylate or triflate, tetramethylammonium halide, methyl diphenylsulfoxonium halide wherein halide is chloride, bromide or iodide.

The conversion of the aldehydes of this invention into their epoxide derivative can also be carried out in multiple steps. For example, the addition of the anion of thioanisole prepared from, for example, a butyl or aryl lithium reagent, to the protected aminoaldehyde, oxidation of the resulting protected aminosulfide alcohol with well known oxidizing agents such as hydrogen peroxide, tert-butyl hypochlorite, bleach or sodium periodate to give a sulfoxide. Alkylation of the sulfoxide with, for example, methyl iodide or bromide, methyl tosylate, methyl mesylate, methyl triflate, ethyl bromide, isopropyl bromide, benzyl chloride or the like, in the presence of an organic or inorganic base. Alternatively, the protected aminosulfide alcohol can be alkylated with, for example, the alkylating agents above, to provide a sulfonium salts that are subsequently converted into the subject epoxides with tert-amine or mineral bases.

The desired epoxides formed, using most preferred conditions, diastereoselectively in ratio amounts of at least about an 85:15 ratio (S:R). The product can be purified by chromatography to give the diastereomerically and enantiomerically pure product but it is more conveniently used directly without purification to prepare retroviral protease inhibitors. The foregoing process is applicable to mixtures of optical isomers as well as resolved compounds. If a particular optical isomer is desired, it can be selected by the choice of starting material, e.g., L-phenylalanine, D-phenylalanine, L-phenylalaninol, D-phenylalaninol, D-hexahydrophenylalaninol and the like, or resolution can occur at intermediate or final steps. Chiral auxiliaries such as one or two equivalents of camphor sulfonic acid, citric acid, camphoric acid, 2-methoxyphenylacetic acid and the like can be used to form salts, esters or amides of the compounds of this invention. These compounds or derivatives can be crystallized or separated chromatographically using either a chiral or achiral column as is well known to those skilled in the art.

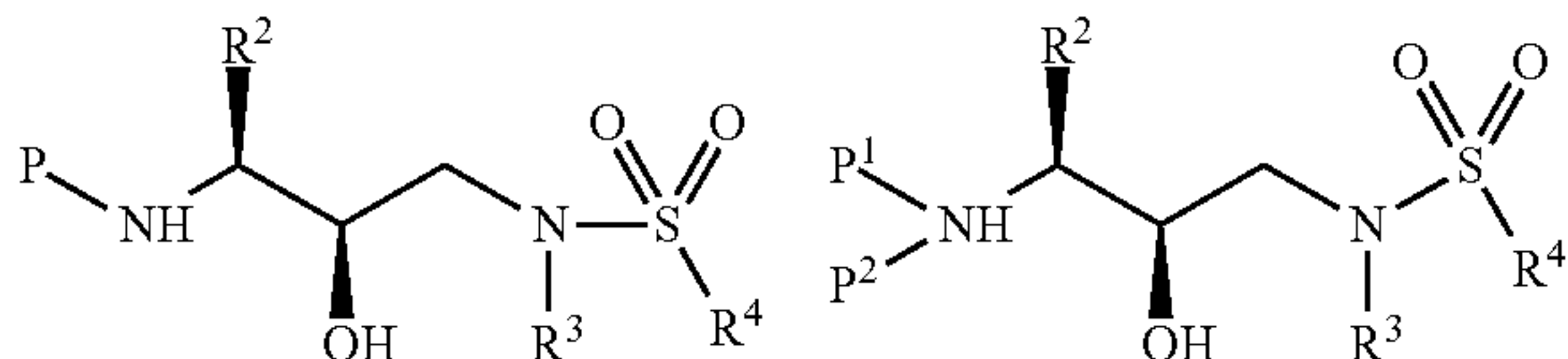
The amino epoxide is then reacted, in a suitable solvent system, with an equal amount, or preferably an excess of, a desired amine of the formula R^3NH_2 , wherein R^3 is hydrogen or is as defined above. The reaction can be conducted over a wide range of temperatures, e.g., from about 10°C . to about 100°C ., but is preferably, but not necessarily, conducted at a temperature at which the solvent begins to reflux. Suitable solvent systems include protic, non-protic and dipolar aprotic organic solvents such as, for example, those wherein the solvent is an alcohol, such as methanol, ethanol, isopropanol, and the like, ethers such as tetrahydrofuran, dioxane and the like, and toluene, N,N-dimethylformamide, dimethyl sulfoxide, and mixtures thereof. A preferred solvent is isopropanol. Exemplary amines corresponding to the formula R^3NH_2 include benzyl amine, isobutylamine, n-butyl amine, isopentyl amine, isoamylamine, cyclohexanemethyl amine, naphthylene methyl amine and the like. The resulting product is a 3-(N-protected amino)-3-(R²)-1-(NHR³)-propan-2-ol derivative (hereinafter referred to as an amino alcohol) can be represented by the formulas:

19



wherein P, P¹, P², R² and R³ are as described above. Alternatively, a haloalcohol can be utilized in place of the amino epoxide.

The amino alcohol defined above is then reacted in a suitable solvent with a sulfonyl chloride (R⁴SO₂Cl) or sulfonyl anhydride in the presence of an acid scavenger. Suitable solvents in which the reaction can be conducted include methylene chloride, tetrahydrofuran. Suitable acid scavengers include triethylamine, pyridine. Preferred sulfonyl chlorides are methanesulfonyl chloride and benzenesulfonyl chloride. The resulting sulfonamide derivative can be represented, depending on the epoxide utilized by the formulas

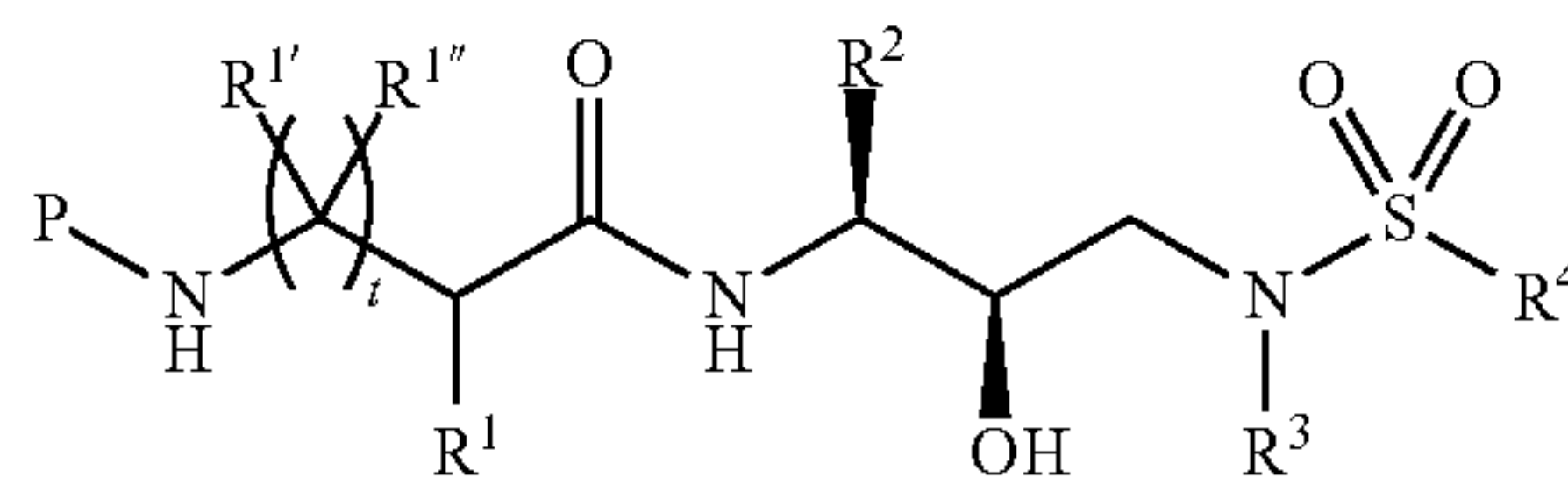


wherein P, P¹, P², R², R³ and R⁴ are as defined above. These intermediates are useful for preparing inhibitor compounds of the present invention and are also active inhibitors of retroviral proteases.

The sulfonyl halides of the formula R⁴SO₂X can be prepared by the reaction of a suitable Grignard or alkyl lithium reagent with sulfonyl chloride, or sulfur dioxide followed by oxidation with a halogen, preferably chlorine. Also, thiols may be oxidized to sulfonyl chlorides using chlorine in the presence of water under carefully controlled conditions. Additionally, sulfonic acids may be converted to sulfonyl halides using reagents such as PCl₅, and also to anhydrides using suitable dehydrating reagents. The sulfonic acids may in turn be prepared using procedures well known in the art. Such sulfonic acids are also commercially available. In place of the sulfonyl halides, sulfinyl halides (R⁴SOX) or sulfenyl halides (R⁴SX) can be utilized to prepare compounds wherein the —SO₂— moiety is replaced by an —SO— or —S— moiety, respectively.

Following preparation of the sulfonamide derivative, the amino protecting group P or P¹ and P² amino protecting groups are removed under conditions which will not affect the remaining portion of the molecule. These methods are well known in the art and include acid hydrolysis, hydrogenolysis and the like. A preferred method involves removal of the protecting group, e.g., removal of a carbobenzyoxy group, by hydrogenolysis utilizing palladium on carbon in a suitable solvent system such as an alcohol, acetic acid, and the like or mixtures thereof. Where the protecting group is a t-butoxycarbonyl group, it can be removed utilizing an inorganic or organic acid, e.g., HCl or trifluoroacetic acid, in a suitable solvent system, e.g., dioxane or methylene chloride. The resulting product is the amine salt derivative. Following neutralization of the salt, the amine is then reacted with an amino acid or corresponding derivative thereof represented by the formula (PN[CR¹R^{1''}]_tCH(R¹)COOH) wherein t, R¹, R^{1'} and R^{1''} are as defined above, to produce the antiviral compounds of the present invention having the formula:

20



wherein t, P, R¹, R^{1'}, R^{1''}, R², R³ and R⁴ are as defined above. Preferred protecting groups in this instance are a benzyloxycarbonyl group or a t-butoxycarbonyl group. Where t is O and R¹ is alkyl, alkenyl, alkynyl, cycloalkyl, —CH₂SO₂NH₂, —CH₂CO₂CH₃, —CO₂CH₃, —CONH₂, —CH₂C(O)NHCH₃, —C(CH₃)₂(SH), —C(CH₃)₂(SCH₃), —C(CH₃)₂[S(O)CH₃], —C(CH₃)₂[S(O₂)CH₃], or an amino acid side chain, such materials are well known and many are commercially available from Sigma-Aldrich.

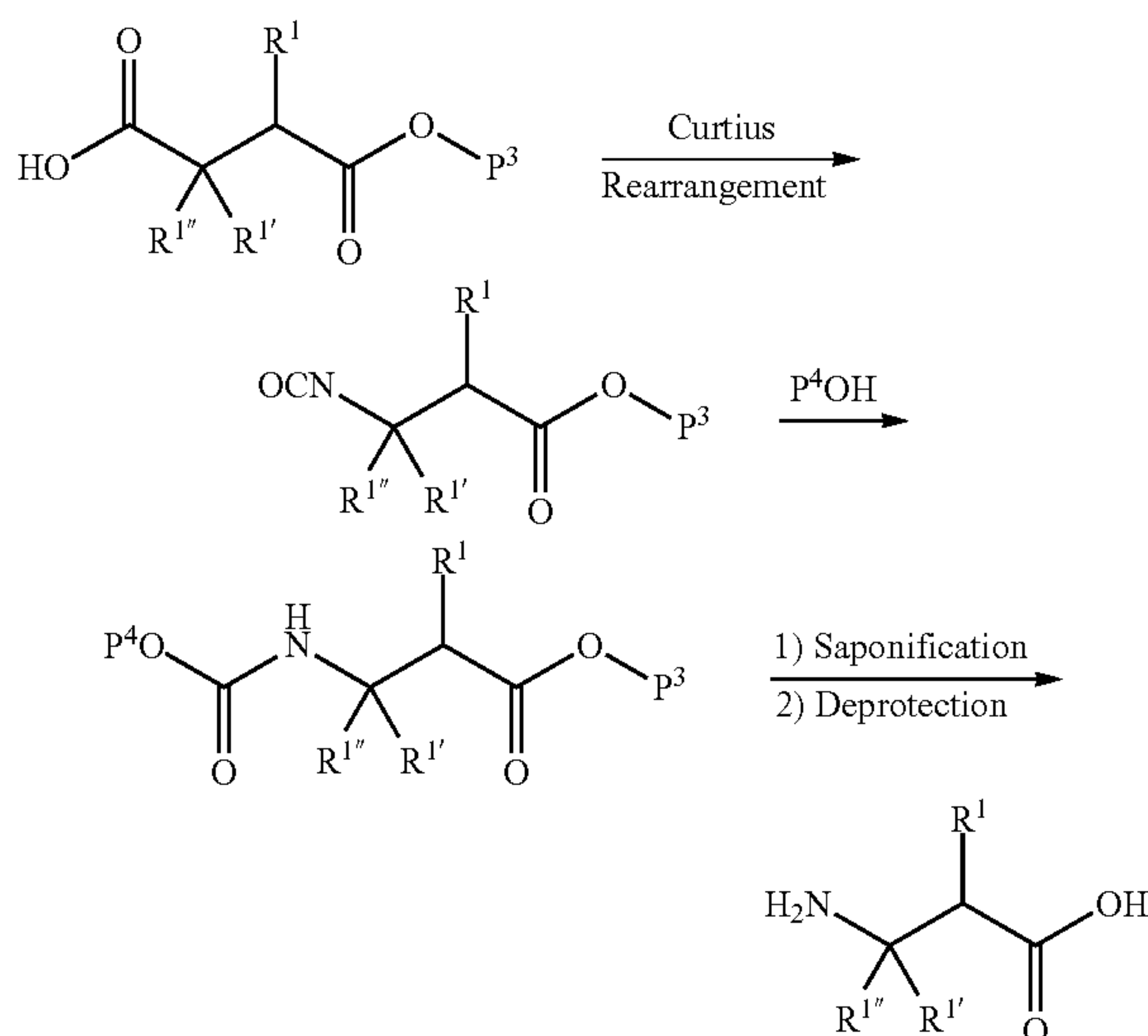
Where the amine is reacted with a derivative of an amino acid, e.g., when t=1, so that the amino acid is a β-amino acid, such β-amino acids can be prepared according to the procedure set forth in a co-owned, copending patent application, U.S. Ser. No. 07/853,561 or the following procedures.

Various methods have been proposed for the preparation of chiral β-amino acids. See, for example, Chemistry and Biochemistry of Amino Acids, Vol. 4, Chapter 5, pp. 250-57, B. Weinstein, Ed., Dekker, N.Y. (1975). Furukawa et al, Chem. Pharm. Bull., 25, 1319 (1977), disclose asymmetric synthesis of β-amino acids by addition of chiral amines to carbon—carbon double bonds having nitrile or ester groups in the α-position. However, optical purities of the β-amino acids thus produced range from 2 to 19%. Furukawa et al also report that optically active β-amino acids have been produced with optical purities ranging from 2 to 28% by reacting chiral Schiff bases with Reformsky reagent. Terentev et al, Dohl. Ahad. Nauh SSR, 163,674 (1965) disclose synthesis of β-aminobutyric acids involving addition of chiral amines to crotonic acid with optical purities ranging from 7-9%.

Brown et al, Tetrahedron Lett., Vol. 28, No. 19, pp 2179-2182 (1987), disclose a method of preparing optically active disubstituted β-amino acids which involves asymmetric catalytic hydrogenation of N-substituted α-(aminoalkyl) acrylates. In order to verify the stereochemistry of the product, Curtius rearrangement was effected on the monomethyl ester of optically enriched RR-anti-2,3-dimethyl-succinic acid and trapping of the incipient isocyanate derivative with tertiary alcohol, namely, t-butyl alcohol, to give the corresponding R-enriched β-amino acid. Ninomita et al, Tetrahedron Lett., Vol. 30, 2152-2157 (1975) studied the Curtius rearrangement utilizing benzoic acid, diphenylphosphoryl azide and triethylamine followed by treatment with various alcohols and found that t-butyl alcohol gives yields superior to benzyl alcohol, ethanol and phenol.

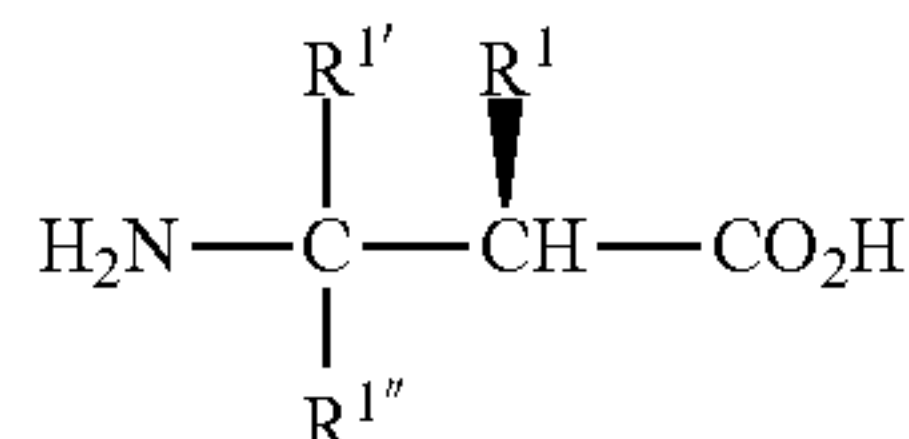
Utilization of a primary or secondary alcohol to trap an isocyanate derivative of a chiral mono-substituted succinate, and, in particular, in a Curtius rearrangement of a chiral mono-substituted succinate, to produce chiral β-amino acids significantly increases the overall yield. The resulting carbamate-protected β-amino esters are then saponified to produce the corresponding carbamate-protected β-amino acids which are then deprotected to produce β-amino acids possessing the same absolute configuration as naturally-occurring (L)-amino acids. The overall reaction sequence can be shown as follow:

21

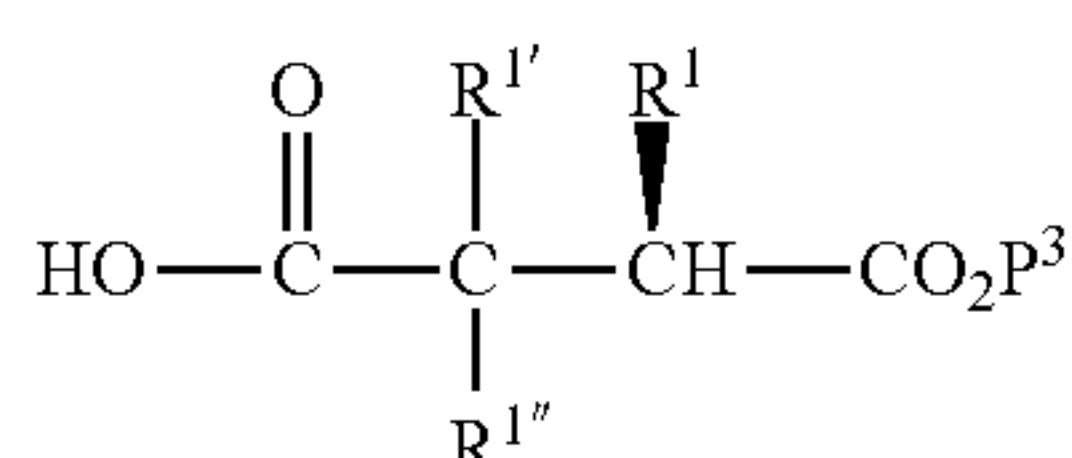


wherein R^1 , $R^{1'}$, $R^{1''}$, and P^3 are as defined above and P^4OH are preferably represents radicals derived from primary and secondary alcohols.

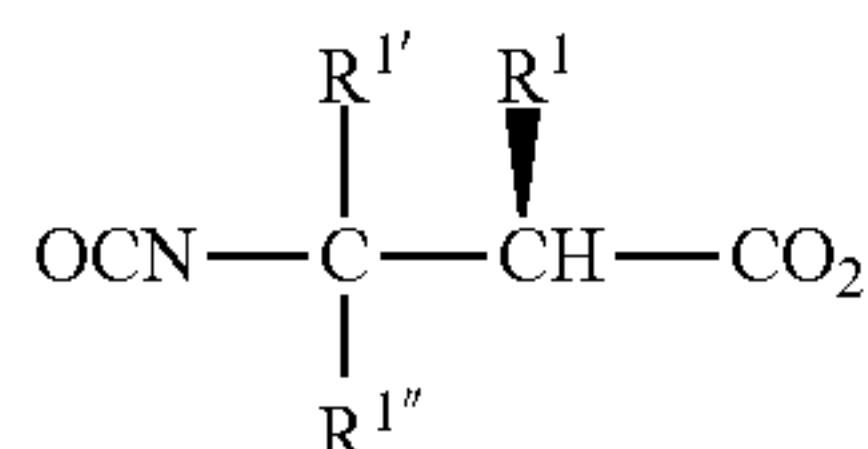
This process can also be used in the asymmetric synthesis of β -amino acids represented by the formula:



wherein R^1 , $R^{1'}$ and $R^{1''}$ are as defined above. Such compounds are formed by Curtius rearrangement of 2(R)-substituted succinates represented by the formula

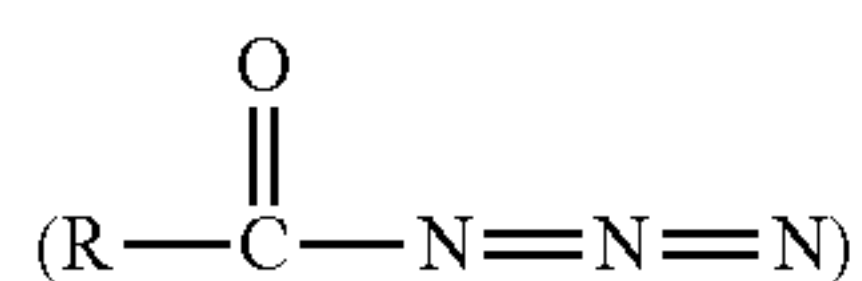


wherein R^1 , $R^{1'}$, $R^{1''}$ and P^3 are as defined above, to afford the isocyanate derivative:



Using 2(S)-substituted succinates, 2(S)-substituted β -amino acids can also be prepared stereospecifically.

Curtius rearrangement involves pyrolysis of acyl azides



to yield isocyanates ($R - N = C = O$) which can be subsequently hydrolyzed to give amines. See March, *Advanced Organic Chemistry*, p. 1005, 2nd ed (1977). As a general rule,

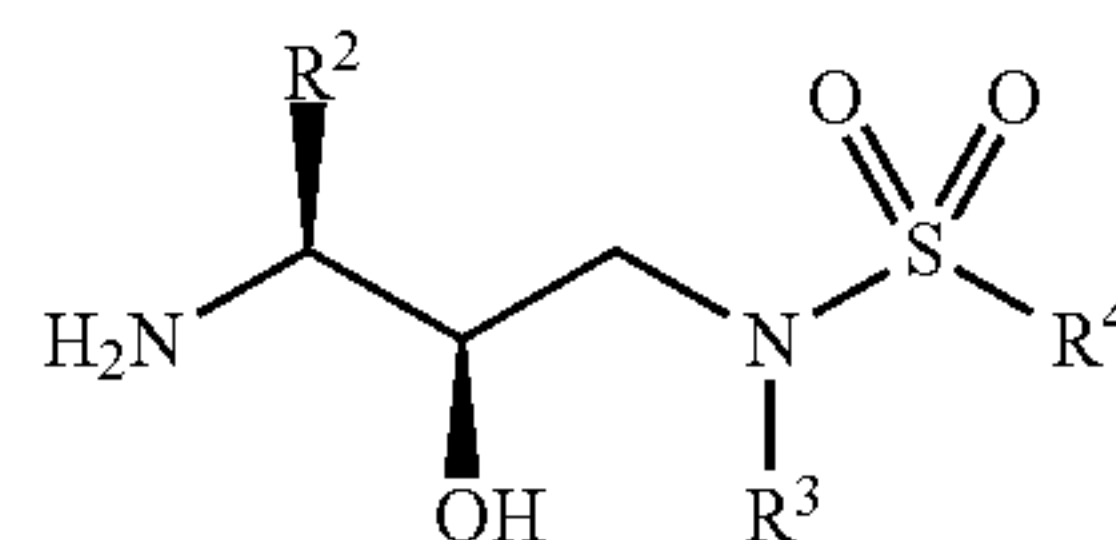
22

Curtius rearrangement is a concerted reaction and therefore proceeds with retention of configuration of the starting materials.

Determination of specific reaction conditions for effecting Curtius rearrangements of various succinates is within the skill of one in the art familiar with such reactions. In the method of the present invention, Curtius rearrangement to afford the desired isocyanate is preferably effected by treating a 2-substituted succinate with one equivalent of diphenoxyphosphoryl azide $(PhO)_2PON_3$ and triethylamine to form the acyl azide followed by heating in an inert solvent, such as in warm toluene, preferably at about $80^\circ C$. for about three hours, to afford the isocyanate derivative.

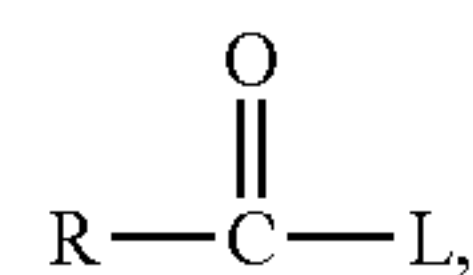
Suitable primary and secondary alcohols include those represented by the formula P^4OH where P^4 represents substituted and unsubstituted alkyl, cycloalkyl, aralkyl and aryl radicals, as well as suitable equivalents such as, for example, silyl radicals. Preferably, the primary and secondary alcohols are those wherein P^4 represents substituted and unsubstituted, straight chain as well as branched chain, alkyl radicals having from 1 to about 12 carbon atoms, substituted and unsubstituted cycloalkyl radicals having from 4 to about 7 carbon atoms, and substituted and unsubstituted aryl, alkaryl and aralkyl radicals. Examples of such suitable alcohols include benzyl alcohol, isopropyl alcohol, 4-methoxybenzyl alcohol, 2-trimethylsilylethanol, fluorenyl methanol and benzhydrol. Preferred alcohols are benzyl alcohol and 4-methoxybenzyl alcohol. Other primary and secondary alcohols suitable for use in the practice of the present invention will be readily apparent to those skilled in the art.

The ester derivative is then saponified by any one of numerous well-known procedures, such as by treatment with aqueous lithium hydroxide/THF (tetrahydrofuran), preferably for three hours at $0^\circ C$. The resultant product is the corresponding carbamate-protected β -amino acids. These are subsequently deprotected by any one of several well-known procedures, such as by acid catalyzed hydrolysis or by hydrogenolysis, to produce the corresponding deprotected β -amino acids. Alternatively, the carbamate-protected β -amino acid can be coupled to the amine



followed by deprotection and incorporation of R and R^1 .

The N-protecting group can be subsequently removed, if desired, utilizing the procedures described above, and then reacted with a carboxylate represented by the formula

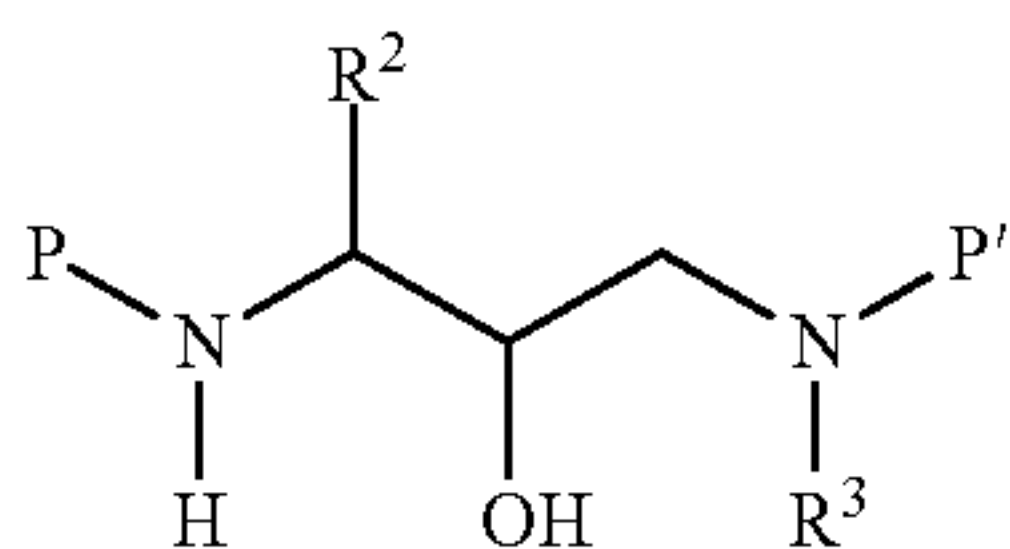


wherein R is as defined above and L is an appropriate leaving group such as a halide. Preferably, where R^1 is a side chain of a naturally occurring α -amino acid, R is a 2-quinoline carbonyl group derived from N-hydroxysuccinimide-2-quinoline carboxylate, i.e., L is hydroxy succinimide. A solution of the free amine (or amine acetate salt) and about 1.0 equivalent of the carboxylate are mixed in an appropriate solvent system and optionally treated with up to five equivalents of a base

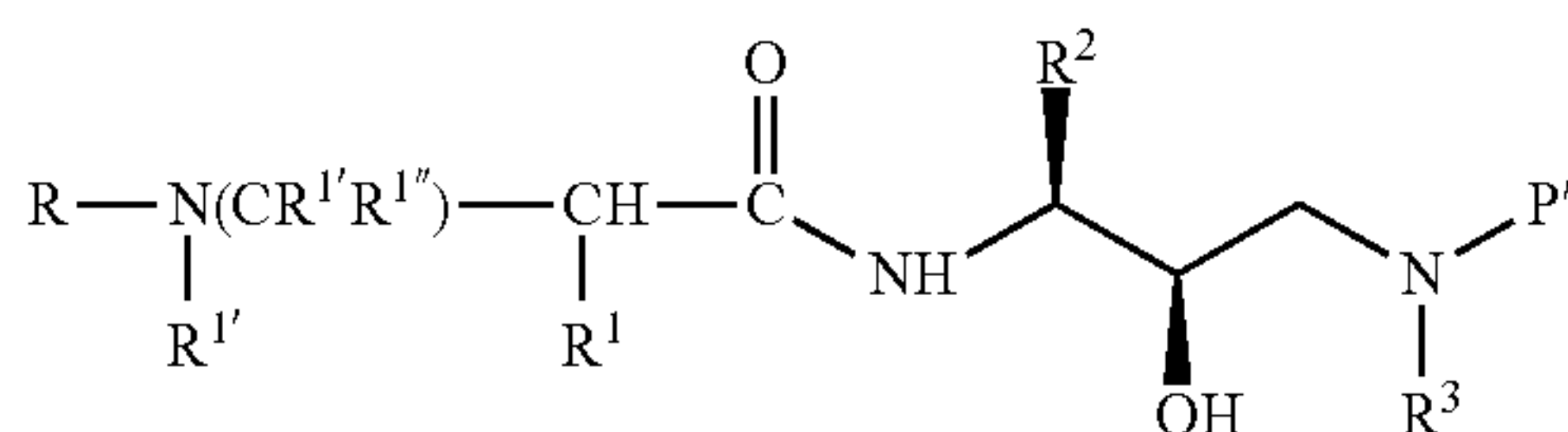
23

such as, for example, N-methylmorpholine, at about room temperature. Appropriate solvent systems include tetrahydrofuran, methylene chloride or N,N-dimethyl formamide, and the like, including mixtures thereof.

Alternatively, the protected amino alcohol from the epoxide opening can be further protected at the newly introduced amino group with a protecting group P' which is not removed when the first protecting P is removed. One skilled in the art can choose appropriate combinations of P and P'. One suitable choice is when P is Cbz and P' is Boc. The resulting compound represented by the formula:



can be carried through the remainder of the synthesis to provide a compound of the formula:



and the new protecting group P' is selectively removed, and following deprotection, the resulting amine reacted to form the sulfonamide derivative as described above. This selective deprotection and conversion to the sulfonamide can be accomplished at either the end of the synthesis or at any appropriate intermediate step if desired.

The thiocarbonyl compounds of this invention are really prepared by methods well known to those skilled in the art, for example, by treatment of a carbonyl compound with Lawesson's reagent (2,4-bis(4-methoxyphenyl)-1,3-dithia-2,4-diphosphetane-2,4-disulfide) which is an article of commerce. Phosphorus pentasulfide may also be used or one can treat an amine of this invention with a pre-formed thiocarbonyl reagent such as thiocarbonylchlorid in the presence of base.

In place of the sulfonyl halides, sulfinyl halides (RSOCl) and sulfonyl halides (RSCl) can be utilized to prepare compounds wherein the —SO₂— moiety is replaced by —SO— or —S—, respectively.

It is contemplated that for preparing compounds of the Formulas having R⁶, the compounds can be prepared following the procedure set forth above and, prior to coupling the sulfonamide derivative or analog thereof, e.g. coupling to the amino acid PNH(CH₂)_tCH(R¹)COOH, carried through a procedure referred to in the art as reductive amination. Thus, a sodium cyanoborohydride and an appropriate aldehyde or ketone can be reacted with the sulfonamide derivative compound or appropriate analog at room temperature in order to reductively aminate any of the compounds of Formulas I-IV. It is also contemplated that where R³ of the amino alcohol intermediate is hydrogen, the inhibitor compounds of the present invention wherein R³ is alkyl, or other substituents wherein the α-C contains at least one hydrogen, can be prepared through reductive amination of the final product of the reaction between the amino alcohol and the amine or at any other stage of the synthesis for preparing the inhibitor compounds.

Contemplated equivalents of the general formulas set forth above for the antiviral compounds and derivatives as well as

24

the intermediates are compounds otherwise corresponding thereto and having the same general properties, such as tautomers thereof as well as compounds, wherein one or more of the various R groups are simple variations of the substituents as defined therein, e.g., wherein R is a higher alkyl group than that indicated. In addition, where a substituent is designated as, or can be, a hydrogen, the exact chemical nature of a substituent which is other than hydrogen at that position, e.g., a hydrocarbyl radical or a halogen, hydroxy, amino and the like functional group, is not critical so long as it does not adversely affect the overall activity and/or synthesis procedure.

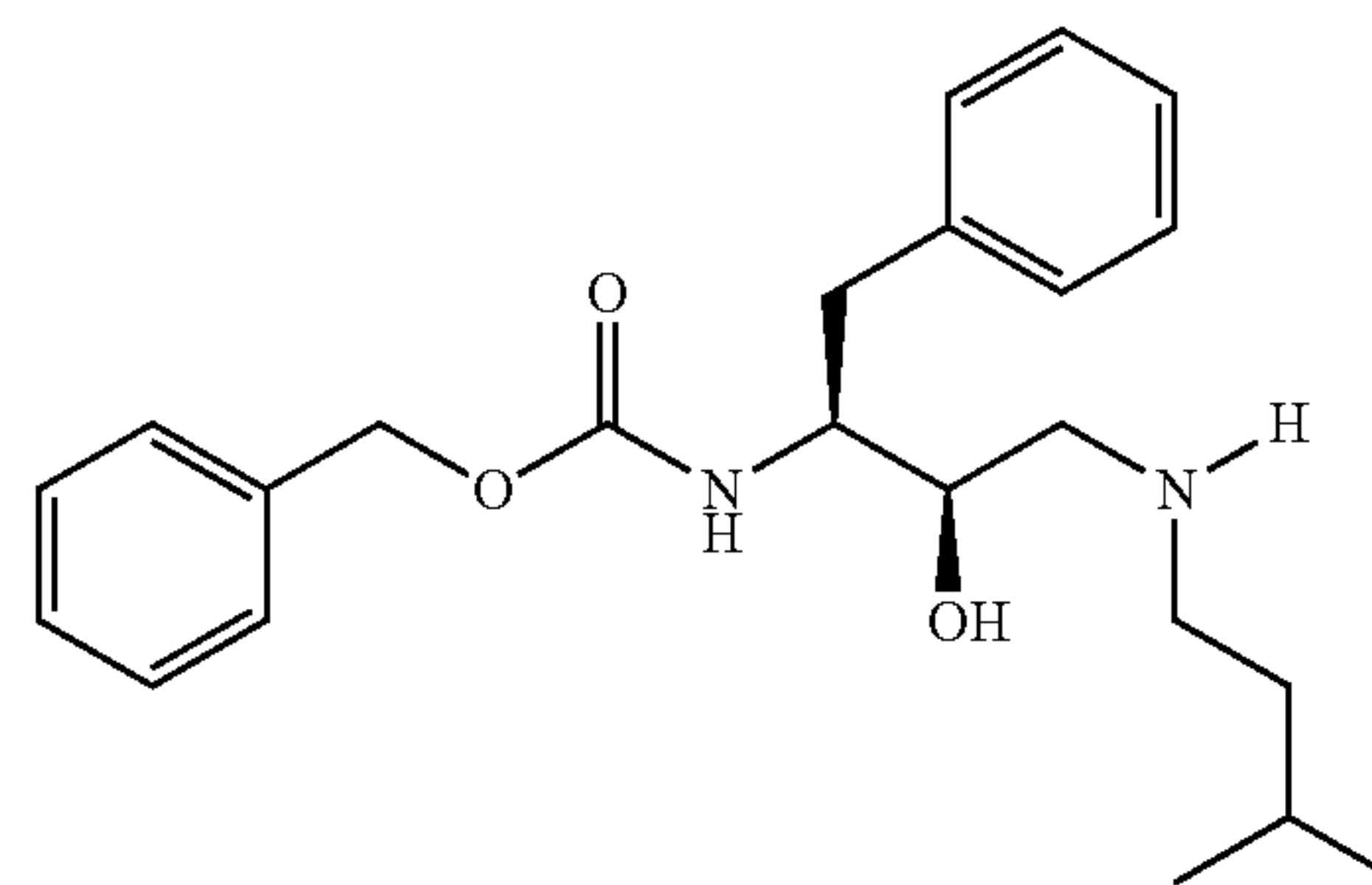
The chemical reactions described above are generally disclosed in terms of their broadest application to the preparation of the compounds of this invention. Occasionally, the reactions may not be applicable as described to each compound included within the disclosed scope. The compounds for which this occurs will be readily recognized by those skilled in the art. In all such cases, either the reactions can be successfully performed by conventional modifications known to those skilled in the art, e.g., by appropriate protection of interfering groups, by changing to alternative conventional reagents, by routine modification of reaction conditions, and the like, or other reactions disclosed herein or otherwise conventional, will be applicable to the preparation of the corresponding compounds of this invention. In all preparative methods, all starting materials are known or readily preparable from known starting materials.

Without further elaboration, it is believed that one skilled in the art can, using the preceding description, utilize the present invention to its fullest extent. The following preferred specific embodiments are, therefore, to be construed as merely illustrative, and not limitative of the remainder of the disclosure in any way whatsoever.

All reagents were used as received without purification. All proton and carbon NMR spectra were obtained on either a Varian VXR-300 or VXR-400 nuclear magnetic resonance spectrometer.

The following Examples 1 through 9 illustrate preparation of intermediates. These intermediates are useful in preparing the inhibitor compounds of the present invention as illustrated in Examples 10-16. In addition, the intermediates of Examples 2-6 are also retroviral protease inhibitors and inhibit, in particular, HIV protease.

EXAMPLE 1A



Preparation of N[3(S)-benzyloxycarbonylamino-2(R)-hydroxy-4-phenylbutyl]-N-isoamylamine

Part A:

To a solution of 75.0 g (0.226 mol) of N-benzyloxycarbonyl-L-phenylalanine chloromethyl ketone in a mixture of 807 mL of methanol and 807 mL of tetrahydrofuran at -2° C., was

25

added 13.17 g (0.348 mol, 1.54 equiv.) of solid sodium borohydride over one hundred minutes. The solvents were removed under reduced pressure at 40° C. and the residue dissolved in ethyl acetate (approx. 1 L). The solution was washed sequentially with 1M potassium hydrogen sulfate, saturated sodium bicarbonate and then saturated sodium chloride solutions. After drying over anhydrous magnesium sulfate and filtering, the solution was removed under reduced pressure. To the resulting oil was added hexane (approx. 1 L) and the mixture warmed to 60° C. with swirling. After cooling to room temperature, the solids were collected and washed with 2 L of hexane. The resulting solid was recrystallized from hot ethyl acetate and hexane to afford 32.3 g (43% yield) of N-benzyloxycarbonyl-3(S)-amino-1-chloro-4-phenyl-2(S)-butanol, mp 150-151° C. and $M+Li^+=340$.

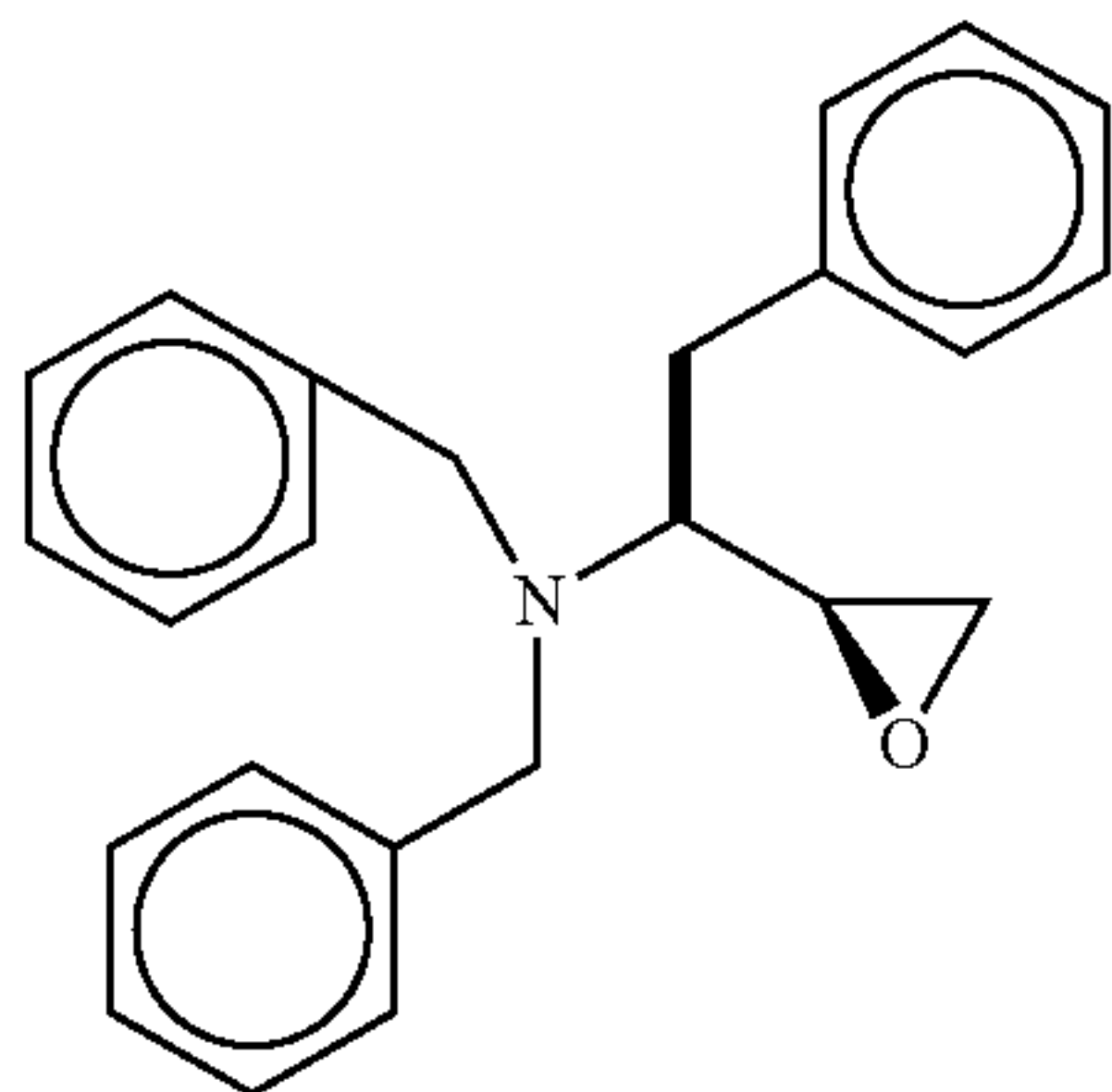
Part B:

To a solution of 6.52 g (0.116 mol, 1.2 equiv.) of potassium hydroxide in 968 mL of absolute ethanol at room temperature, was added 32.3 g (0.097 mol) of N-CBZ-3(S)-amino-1-chloro-4-phenyl-2(S)-butanol. After stirring for fifteen minutes, the solvent was removed under reduced pressure and the solids dissolved in methylene chloride. After washing with water, drying over magnesium sulfate, filtering and stripping, one obtains 27.9 g of a white solid. Recrystallization from hot ethyl acetate and hexane afforded 22.3 g (77% yield) of N-benzyloxycarbonyl-3(S)-amino-1,2(S)-epoxy-4-phenylbutane, mp 102-103° C. and MH^+ 298.

Part C:

A solution of N-benzyloxycarbonyl 3(S)-amino-1,2-(S)-epoxy-4-phenylbutane (1.00 g, 3.36 mmol) and isoamylamine (4.90 g, 67.2 mmol, 20 equiv.) in 10 mL of isopropyl alcohol was heated to reflux for 1.5 hours. The solution was cooled to room temperature, concentrated in vacuo and then poured into 100 mL of stirring hexane whereupon the product crystallized from solution. The product was isolated by filtration and air dried to give 1.18 g, 95% of N=[[3(S)-phenylmethylcarbamoyl]amino-2(R)-hydroxy-4-phenylbutyl]N-[(3-methylbutyl)]amine mp 108.0-109.5° C., MH^+ $m/z=371$.

EXAMPLE 1B



Preparation of N,N-dibenzyl-3(S)-amino-1,2-(S)-epoxy-4-phenylbutane

Step A:

A solution of L-phenylalanine (50.0 g, 0.302 mol), sodium hydroxide (24.2 g, 0.605 mol) and potassium carbonate (83.6 g, 0.605 mol) in water (500 ml) was heated to 97° C. Benzyl bromide (108.5 ml, 0.912 mol) was then slowly added (addition time ~25 min). The mixture was then stirred at 97° C. for 30 minutes. The solution was cooled to room temperature and extracted with toluene (2x250 ml). The combined organic

26

layers were then washed with water, brine, dried over magnesium sulfate, filtered and concentrated to give an oil product. The crude product was then used in the next step without purification.

5 Step B:

The crude benzylated product of the above step was dissolved in toluene (750 ml) and cooled to -55° C. A 1.5 M solution of DIBAL-H in toluene (443.9 ml, 0.666 mol) was then added at a rate to maintain the temperature between -55° to -50° C. (addition time—1 hour). The mixture was stirred for 20 minutes at -55° C. The reaction was quenched at -55° C. by the slow addition of methanol (37 ml). The cold solution was then poured into cold (5° C.) 1.5 N HCl solution (1.8 L). The precipitated solid (approx. 138 g) was filtered off and washed with toluene. The solid material was suspended in a mixture of toluene (400 ml) and water (100 ml). The mixture was cooled to 5° C., treated with 2.5 N NaOH (186 ml) and then stirred at room temperature until the solid was dissolved. The toluene layer was separated from the aqueous phase and washed with water and brine, dried over magnesium sulfate, filtered and concentrated to a volume of 75 ml (89 g). Ethyl acetate (25 ml) and hexane (25 ml) were then added to the residue upon which the alcohol product began to crystallize. After 30 min., an additional 50 ml hexane was added to promote further crystallization. The solid was filtered off and washed with 50 ml hexane to give approximately 35 g of material. A second crop of material could be isolated by refiltering the mother liquor. The solids were combined and recrystallized from ethyl acetate (20 ml) and hexane (30 ml) to give, in 2 crops, approximately 40 g (40% from L-phenylalanine) of analytically pure alcohol product. The mother liquors were combined and concentrated (34 g). The residue was treated with ethyl acetate and hexane which provided an additional 7 g (~7% yield) of slightly impure solid product. Further optimization in the recovery from the mother liquor is probable.

Alternatively, the alcohol was prepared from L-phenylalaninol. L-phenylalaninol (176.6 g, 1.168 mol) was added to a stirred solution of potassium carbonate (484.6 g, 3.506 mol) in 710 mL of water. The mixture was heated to 65° C. under a nitrogen atmosphere. A solution of benzyl bromide (400 g, 2.339 mol) in 3A ethanol (305 mL) was added at a rate that maintained the temperature between 60-68° C. The biphasic solution was stirred at 65° C. for 55 min and then allowed to cool to 10° C. with vigorous stirring. The oily product solidified into small granules. The product was diluted with 2.0 L of tap water and stirred for 5 minutes to dissolve the inorganic by products. The product was isolated by filtration under reduced pressure and washed with water until the pH is 7. The crude product obtained was air dried overnight to give a semi-dry solid (407 g) which was recrystallized from 1.1 L of ethyl acetate/heptane (1:10 by volume). The product was isolated by filtration (at -8° C.), washed with 1.6 L of cold (-10° C.) ethyl acetate/heptane (1:10 by volume) and air-dried to give 339 g (88% yield) of β S-2-[Bis(phenylmethyl)amino]benzene-propanol, mp 71.5-73.0° C. More product can be obtained from the mother liquor if necessary. The other analytical characterization was identical to compound prepared as described above.

60 Step C:

A solution of oxalyl chloride (8.4 ml, 0.096 mol) in dichloromethane (240 ml) was cooled to -74° C. A solution of DMSO (12.0 ml, 0.155 mol) in dichloromethane (50 ml) was then slowly added at a rate to maintain the temperature at -74° C. (addition time ~1.25 hr). The mixture was stirred for 5 min followed by addition of a solution of the alcohol (0.074 mol) in 100 ml of dichloromethane (addition time -20 min.,

temp. -75°C . to -68°C .). The solution was stirred at -78°C . for 35 minutes. Triethylamine (41.2 ml, 0.295 mol) was then added over 10 min. (temp. -78° to -68°C .) upon which the ammonium salt precipitated. The cold mixture was stirred for 30 min. and then water (225 ml) was added. The dichloromethane layer was separated from the aqueous phase and washed with water, brine, dried over magnesium sulfate, filtered and concentrated. The residue was diluted with ethyl acetate and hexane and then filtered to further remove the ammonium salt. The filtrate was concentrated to give the desired aldehyde product. The aldehyde was carried on to the next step without purification.

Temperatures higher than -70°C . have been reported in the literature for the Swern oxidation. Other Swern modifications and alternatives to the Swern oxidations are also possible.

Alternatively, the aldehyde was prepared as follows. (200 g, 0.604 mol) was dissolved in triethylamine (300 mL, 2.15 mol). The mixture was cooled to 12°C . and a solution of sulfur trioxide/pyridine complex (380 g, 2.39 mol) in DMSO (1.6 L) was added at a rate to maintain the temperature between $8-17^{\circ}\text{C}$. (addition time—1.0 h). The solution was stirred at ambient temperature under a nitrogen atmosphere for 1.5 hour at which time the reaction was complete by TLC analysis (33% ethyl acetate/hexane, silica gel). The reaction mixture was cooled with ice water and quenched with 1.6 L of cold water ($10-15^{\circ}\text{C}$.) over 45 minutes. The resultant solution was extracted with ethyl acetate (2.0 L), washed with 5% citric acid (2.0 L), and brine (2.2 L), dried over MgSO_4 (280 g) and filtered. The solvent was removed on a rotary evaporator at $35-40^{\circ}\text{C}$. and then dried under vacuum to give 198.8 g of αS -[Bis-(phenylmethyl)amino]benzenepropanaldehyde as a pale yellow oil (99.9%). The crude product obtained was pure enough to be used directly in the next step without purification. The analytical data of the compound were consistent with the published literature. $[\alpha]_{\text{D}}^{25} = -92.9^{\circ}$ (c 1.87, CH_2Cl_2); $^1\text{H NMR}$ (400 MHz, CDCl_3) δ , 2.94 and 3.15 (ABX-System, 2H, $J_{\text{AB}} = 13.9$ Hz, $J_{\text{AX}} = 7.3$ Hz and $J_{\text{BX}} = 6.2$ Hz), 3.56 (t, 1H, 7.1 Hz), 3.69 and 3.82 (AB-System, 4H, $J_{\text{AB}} = 13.7$ Hz), 7.25 (m, 15 H) and 9.72 (s, 1H); HRMS calcd for (M+1) $\text{C}_{23}\text{H}_{24}\text{NO}$ 330.450, found: 330.1836. Anal. Calcd. for $\text{C}_{23}\text{H}_{23}\text{ON}$: C, 83.86; H, 7.04; N, 4.25. Found: C, 83.64; H, 7.42; N, 4.19. HPLC on chiral stationary phase: (S, S) Pirkle-Whelk-O 1 column (250x4.6 mm I.D.), mobile phase: hexane/isopropanol (99.5:0.5, v/v), flow-rate: 1.5 ml/min, detection with UV detector at 210 nm. Retention time of the desired S-isomer: 8.75 min., retention time of the R-enantiomer 10.62 min.

Step D:

A solution of αS -[Bis(phenylmethyl)amino] benzenepropanaldehyde (191.7 g, 0.58 mol) and chloriodomethane (56.4 mL, 0.77 mol) in tetrahydrofuran (1.8 L) was cooled to -30 to -35°C . (colder temperature such as -70°C . also worked well but warmer temperatures are more readily achieved in large scale operations) in a stainless steel reactor under a nitrogen atmosphere. A solution of n-butyllithium in hexane (1.6 M, 365 mL, 0.58 mol) was then added at a rate that maintained the temperature below -25°C . After addition the mixture was stirred at -30 to -35°C . for 10 minutes. More additions of reagents were carried out in the following manner: (1) additional chloriodomethane (17 mL) was added, followed by n-butyllithium (110 mL) at $<-25^{\circ}\text{C}$. After addition the mixture was stirred at -30 to -35°C . for 10 minutes. This was repeated once. (2) Additional chloriodomethane (8.5 mL, 0.11 mol) was added, followed by n-butyllithium (55 mL, 0.088 mol) at $<-25^{\circ}\text{C}$. After addition, the mixture was stirred at -30 to -35°C . for 10 minutes. This was repeated 5 times. (3) Additional chloriodomethane (8.5 mL,

0.11 mol) was added, followed by n-butyllithium (37 mL, 0.059 mol) at $<-25^{\circ}\text{C}$. After addition, the mixture was stirred at -30 to -35°C . for 10 minutes. This was repeated once. The external cooling was stopped and the mixture warmed to ambient temp. over 4 to 16 hours when TLC (silica gel, 20% ethyl acetate/hexane) indicated that the reaction was completed. The reaction mixture was cooled to 10°C . and quenched with 1452 g of 16% ammonium chloride solution (prepared by dissolving 232 g of ammonium chloride in 1220 mL of water), keeping the temperature below 23°C . The mixture was stirred for 10 minutes and the organic and aqueous layers were separated. The aqueous phase was extracted with ethyl acetate (2x500 mL). The ethyl acetate layer was combined with the tetrahydrofuran layer. The combined solution was dried over magnesium sulfate (220 g), filtered and concentrated on a rotary evaporator at 65°C . The brown oil residue was dried at 70°C . in vacuo (0.8 bar) for 1 h to give 222.8 g of crude material. (The crude product weight was $>100\%$. Due to the relative instability of the product on silica gel, the crude product is usually used directly in the next step without purification). The diastereomeric ratio of the crude mixture was determined by proton NMR: (2S)/(2R): 86:14. The minor and major epoxide diastereomers were characterized in this mixture by tlc analysis (silica gel, 10% ethyl acetate/hexane), Rf=0.29 & 0.32, respectively. An analytical sample of each of the diastereomers was obtained by purification on silica-gel chromatography (3% ethyl acetate/hexane) and characterized as follows:

N,N, αS -Tris(phenylmethyl)-2S-oxiranemethanamine

$^1\text{H NMR}$ (400 MHz, CDCl_3) δ 2.49 and 2.51 (AB-System, 1H, $J_{\text{AB}} = 2.82$), 2.76 and 2.77 (AB-System, 1H, $J_{\text{AB}} = 4.03$), 2.83 (m, 2H), 2.99 & 3.03 (AB-System, 1H, $J_{\text{AB}} = 10.1$ Hz), 3.15 (m, 1H), 3.73 & 3.84 (AB-System, 4H, $J_{\text{AB}} = 14.00$), 7.21 (m, 15H); $^{13}\text{C NMR}$ (400 MHz, CDCl_3) δ 139.55, 129.45, 128.42, 128.14, 128.09, 126.84, 125.97, 60.32, 54.23, 52.13, 45.99, 33.76; HRMS calcd for $\text{C}_{24}\text{H}_{26}\text{NO}$ (M+1) 344.477, found 344.2003.

N,N, αS -Tris(phenylmethyl)-2R-oxiranemethanamine

$^1\text{H NMR}$ (300 MHz, CDCl_3) δ 2.20 (m, 1H), 2.59 (m, 1H), 2.75 (m, 2H), 2.97 (m, 1H), 3.14 (m, 1H), 3.85 (AB-System, 4H), 7.25 (m, 15H). HPLC on chiral stationary phase: Pirkle-Whelk-O 1 column (250x4.6 mm I.D.), mobile phase: hexane/isopropanol (99.5:0.5, v/v), flow-rate: 1.5 ml/min, detection with UV detector at 210 nm. Retention time of (8): 9.38 min., retention time of enantiomer of (4): 13.75 min.

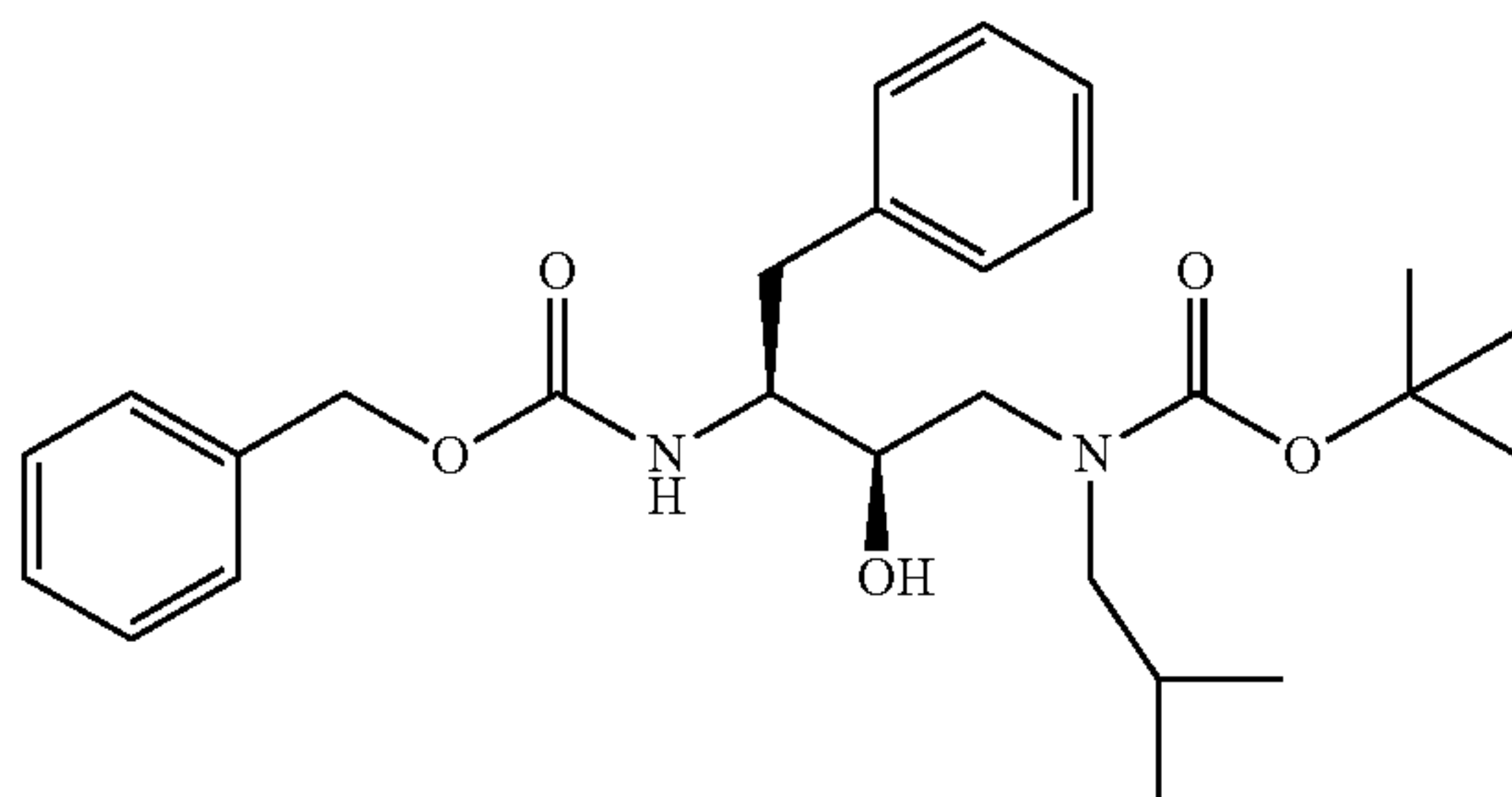
Alternatively, a solution of the crude aldehyde 0.074 mol and chloriodomethane (7.0 ml, 0.096 mol) in tetrahydrofuran (285 ml) was cooled to -78°C ., under a nitrogen atmosphere. A 1.6 M solution of n-butyllithium in hexane (25 ml, 0.040 mol) was then added at a rate to maintain the temperature at -75°C . (addition time—15 min.). After the first addition, additional chloriodomethane (1.6 ml, 0.022 mol) was added again, followed by n-butyllithium (23 ml, 0.037 mol), keeping the temperature at -75°C . The mixture was stirred for 15 min. Each of the reagents, chloriodomethane (0.70 ml, 0.010 mol) and n-butyllithium (5 ml, 0.008 mol) were added 4 more times over 45 min. at -75°C . The cooling bath was then removed and the solution warmed to 22°C . over 1.5 hr. The mixture was poured into 300 ml of saturated aq. ammonium chloride solution. The tetrahydrofuran layer was separated. The aqueous phase was extracted with ethyl acetate (1x300 ml). The combined organic layers were washed with brine, dried over magnesium sulfate, filtered and concentrated to give a brown oil (27.4 g). The product could be used in the next step without purification. The desired

29

diastereomer can be purified by recrystallization at a subsequent step. The product could also be purified by chromatography.

Alternatively, a solution of α S-[Bis(phenylmethyl)amino] benzene-propanaldehyde (178.84 g, 0.54 mol) and bromochloromethane (46 mL, 0.71 mol) in tetrahydrofuran (1.8 L) was cooled to -30 to -35°C . (colder temperature such as -70°C . also worked well but warmer temperatures are more readily achieved in large scale operations) in a stainless steel reactor under a nitrogen atmosphere. A solution of n-butyllithium in hexane (1.6 M, 340 mL, 0.54 mol) was then added at a rate that maintained the temperature below -25°C . After addition the mixture was stirred at -30 to -35°C . for 10 minutes. More additions of reagents were carried out in the following manner: (1) additional bromochloromethane (14 mL) was added, followed by n-butyllithium (102 mL) at $<-25^\circ\text{C}$. After addition the mixture was stirred at -30 to -35°C . for 10 minutes. This was repeated once. (2) Additional bromochloromethane (7 mL, 0.11 mol) was added, followed by n-butyllithium (51 mL, 0.082 mol) at $<-25^\circ\text{C}$. After addition the mixture was stirred at -30 to -35°C . for 10 minutes. This was repeated 5 times. (3) Additional bromochloromethane (7 mL, 0.11 mol) was added, followed by n-butyllithium (51 mL, 0.082 mol) at $<-25^\circ\text{C}$. After addition the mixture was stirred at -30 to -35°C . for 10 minutes. This was repeated once. The external cooling was stopped and the mixture warmed to ambient temp. over 4 to 16 hours when TLC (silica gel, 20% ethyl acetate/hexane) indicated that the reaction was completed. The reaction mixture was cooled to 10°C . and quenched with 1452 g of 16% ammonium chloride solution (prepared by dissolving 232 g of ammonium chloride in 1220 mL of water), keeping the temperature below 23°C . The mixture was stirred for 10 minutes and the organic and aqueous layers were separated. The aqueous phase was extracted with ethyl acetate (2x500 mL). The ethyl acetate layer was combined with the tetrahydrofuran layer. The combined solution was dried over magnesium sulfate (220 g), filtered and concentrated on a rotary evaporator at 65°C . The brown oil residue was dried at 70°C . in vacuo (0.8 bar) for 1 h to give 222.8 g of crude material.

EXAMPLE 2



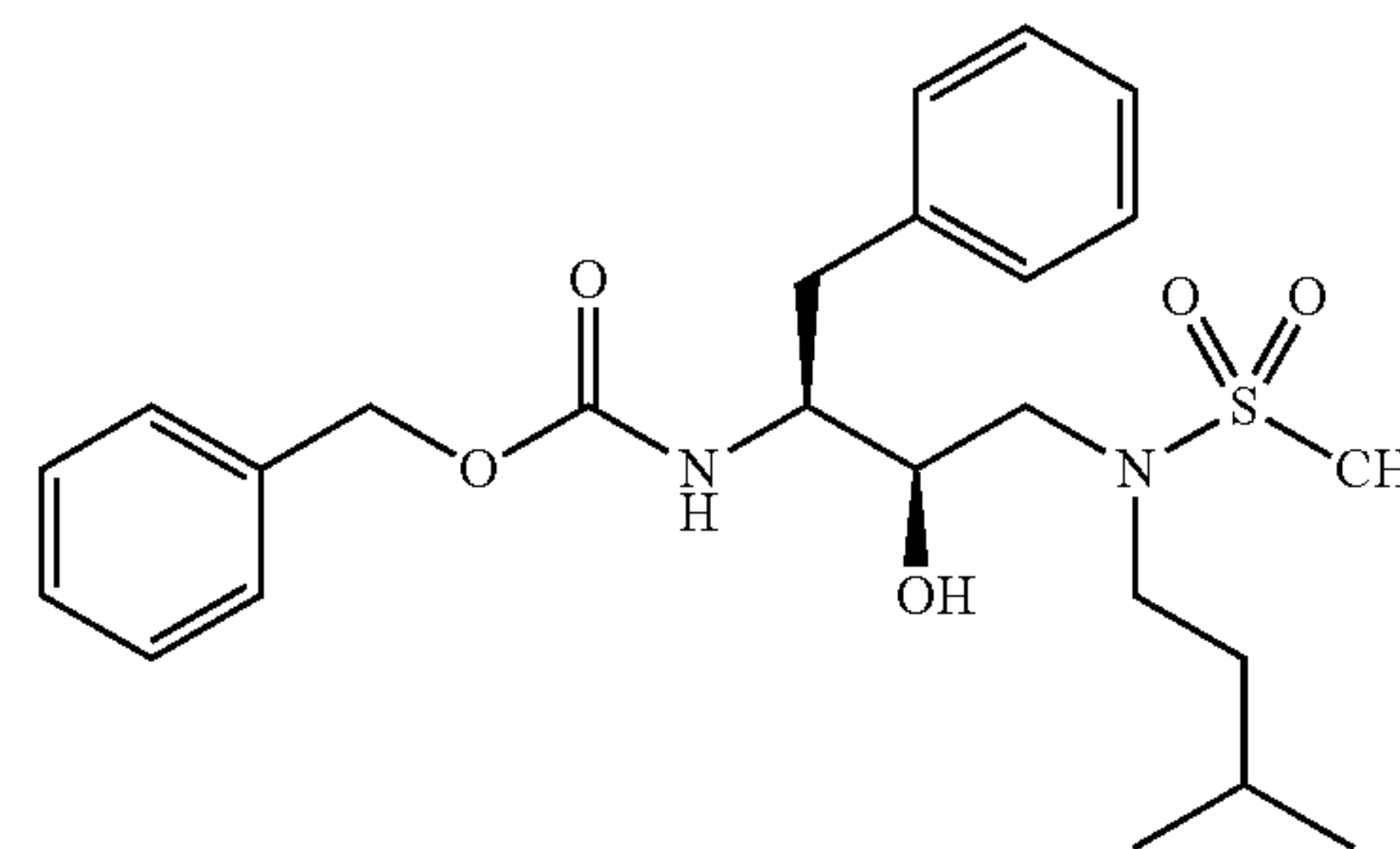
Preparation of N-[[3S-(phenylmethylcarbamoyl)amino]-2R-hydroxy-4-phenyl]-1-[(2-methylpropyl)amino]-2-(1,1-dimethylethoxy)carbonyl]butane

To a solution of 7.51 g (20.3 mmol) of N-[[3S-(phenylmethylcarbamoyl)amino]-2R-hydroxy-4-phenylbutyl]-N-(2-methylpropyl)amine in 67 mL of anhydrous tetrahydrofuran was added 2.25 g (22.3 mmol) of triethylamine. After cooling to 0°C ., 4.4 g (20.3 mmol) of di-tert-butyl dicarbonate was

30

added and stirring continued at room temperature for 21 hours. The volatiles were removed in vacuo, ethyl acetate added, then washed with 5% citric acid, saturated sodium bicarbonate, brine, dried over magnesium sulfate, filtered and concentrated to afford 9.6 g of crude product. Chromatography on silica gel using 30% ethyl acetate/hexane afforded 8.2 g of pure N-[[3S-(phenylmethylcarbamoyl)amino]-2R-hydroxy-4-phenyl]-1-[(2-methylpropyl)amino]-2-(1,1-dimethylethoxy)carbonyl] butane, mass spectrum $m/e=477$ (M+Li)

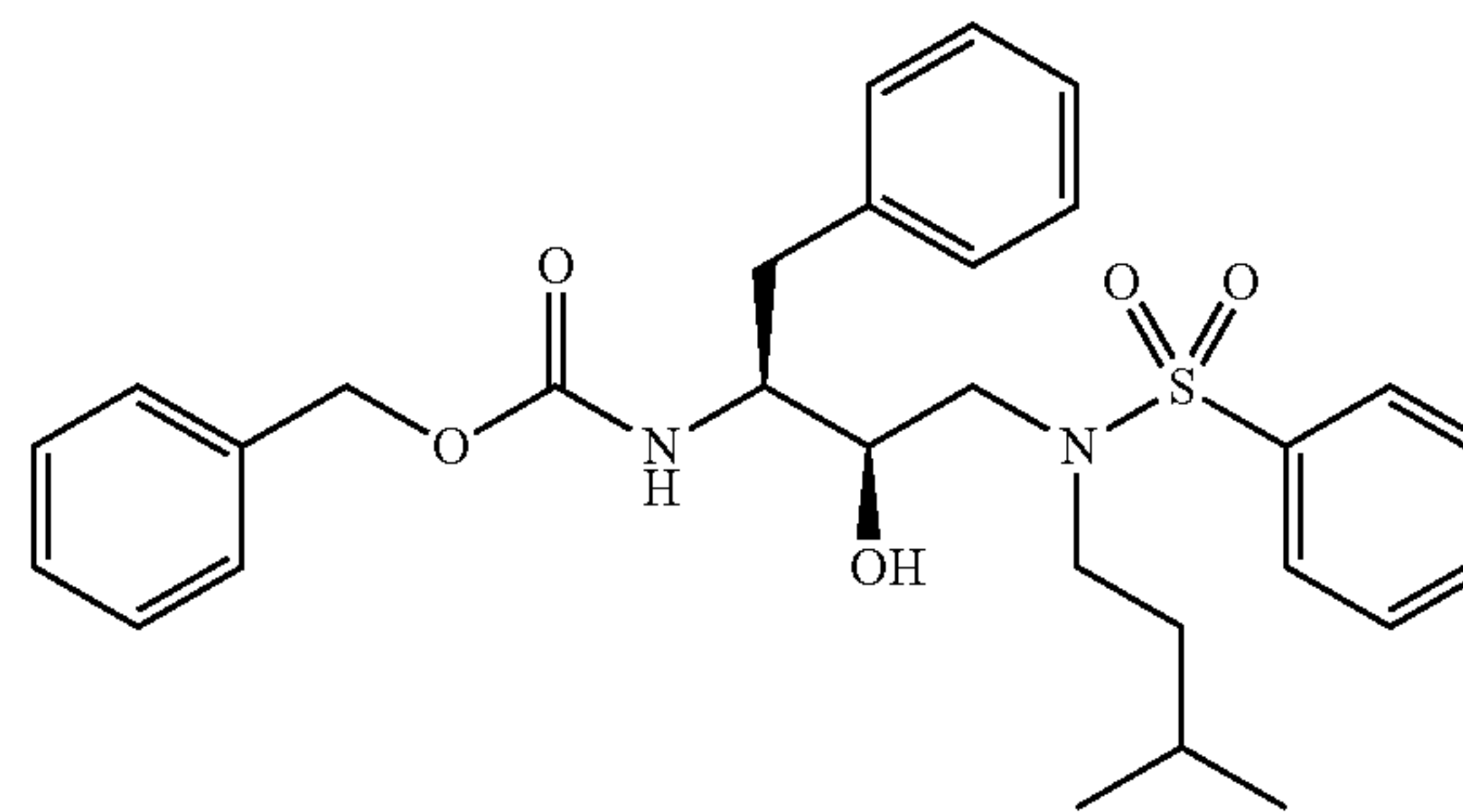
EXAMPLE 3A



Preparation of phenylmethyl [2R-hydroxy-3-[(3-methylbutyl) (methylsulfonyl)amino]-1S-(phenylethyl)propyl]carbamate

To a solution of N[3(S)-benzyloxycarbonylamino-2(R)-hydroxy-4-phenylbutyl] N-isoamylamine (2.0 gm, 5.2 mmol) and triethylamine (723 μL , 5.5 mmol) in dichloromethane (20 mL) was added dropwise methanesulfonyl chloride (400 μL , 5.2 mmol). The reaction mixture was stirred for 2 hours at room temperature, then the dichloromethane solution was concentrated to ca. 5 mL and applied to a silica gel column (100 gm). The column was eluted with chloroform containing 1% ethanol and 1% methanol. The phenylmethyl [2R-hydroxy-3-[(3-methylbutyl) (methylsulfonyl)amino]-1S-(phenylethyl)propyl]carbamate was obtained as a white solid. Anal. Calcd for $\text{C}_{24}\text{H}_{34}\text{N}_2\text{O}_5\text{S}$: C, 62.31; H, 7.41; N, 6.06. Found: C, 62.17; H, 7.55; N, 5.97.

EXAMPLE 3B



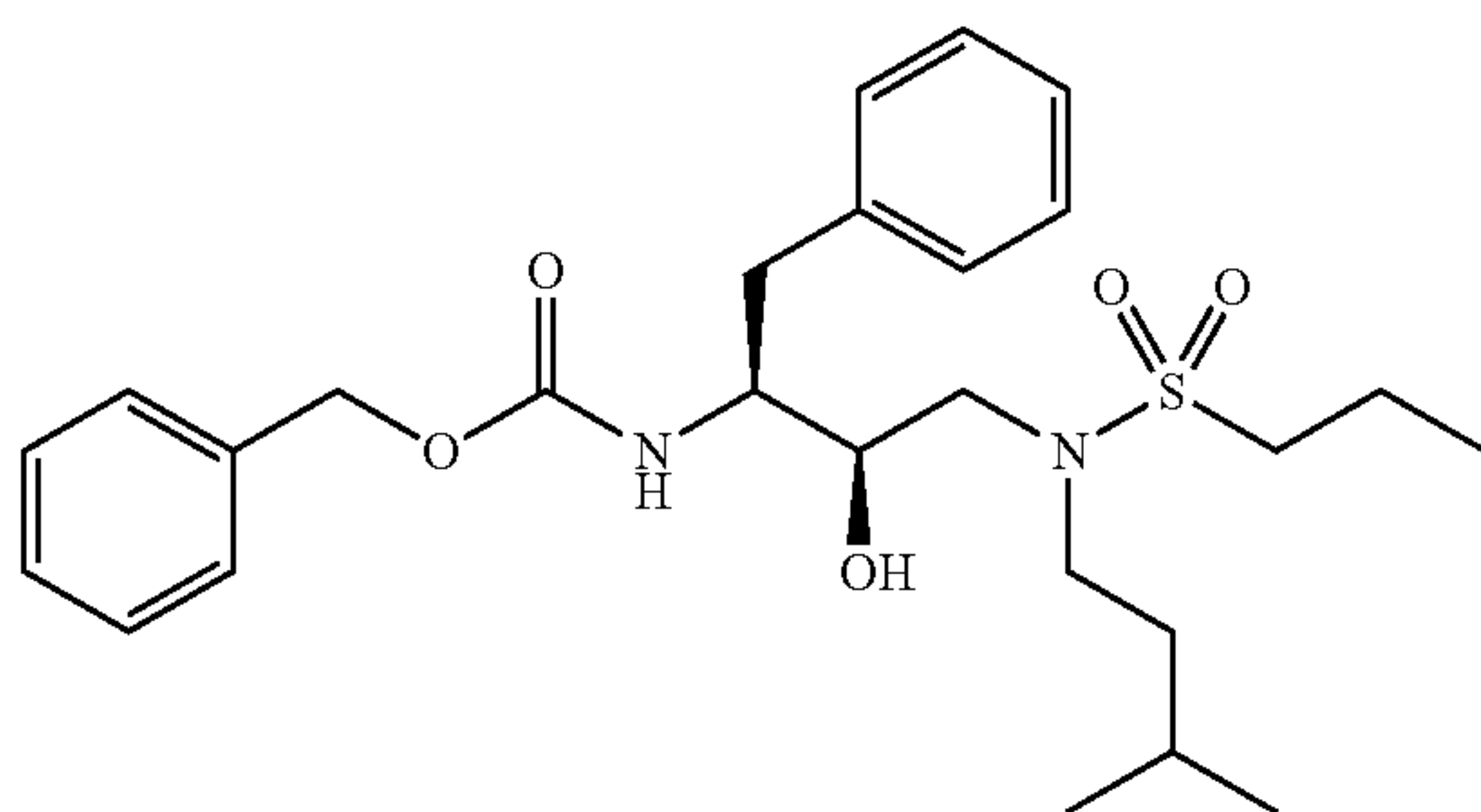
Preparation of phenylmethyl [2R-hydroxy-3-[(3-methylbutyl) (phenylsulfonyl)amino]-1S-(phenylethyl)propyl]carbamate

From the reaction of N[3(S)-benzyloxycarbonylamino-2(R)-hydroxy-4-phenylbutyl] N-isoamylamine (1.47 gm, 3.8

31

mmol), triethylamine (528 uL, 3.8 mmol) and benzenesulfonyl chloride (483 uL, 3.8 mmol) one obtains phenylmethyl [2R-hydroxy-3-[(3-methylbutyl) (phenylsulfonyl)amino]-1S-(phenylmethyl)propyl]-carbamate. Column chromatography on silica gel eluting with chloroform containing 1% ethanol afforded the pure product. Anal. Calcd for $C_{29}H_{36}N_2O_5S$: C, 66.39; H, 6.92; N, 5.34. Found: C, 66.37; H, 6.93; N, 5.26.

EXAMPLE 4



Preparation of Phenylmethyl [2R-hydroxy-3-[(3-methylbutyl) (n-propanesulfonyl)amino]-1S-(phenylmethyl)propyl]carbamate

To a solution of N[3(S)-benzyloxycarbonylamino-2(R)-hydroxy-4-phenylbutyl] N-isoamylamine (192 mg, 0.5 mmol) and triethylamine (139 uL, 1.0 mmol) in dichloromethane (10 mL) was added dropwise trimethylsilyl chloride (63 uL, 0.5 mmol). The reaction was allowed to stir for 1 hour at room temperature, cooled to 0° C. with an ice bath and then n-propanesulfonyl chloride (56 uL, 0.5 mmol) was added dropwise. The reaction mixture was stirred for 1.5 hours at room temperature, then diluted with ethyl acetate (50 mL) and washed sequentially with 1N HCl, water, saturated sodium bicarbonate solution, and saturated sodium chloride solution (25 mL each). The organic solution was dried over magnesium sulfate, filtered and concentrated to an oil. The oil was stirred with methanol (10 mL) for 16 hours, concentrated

32

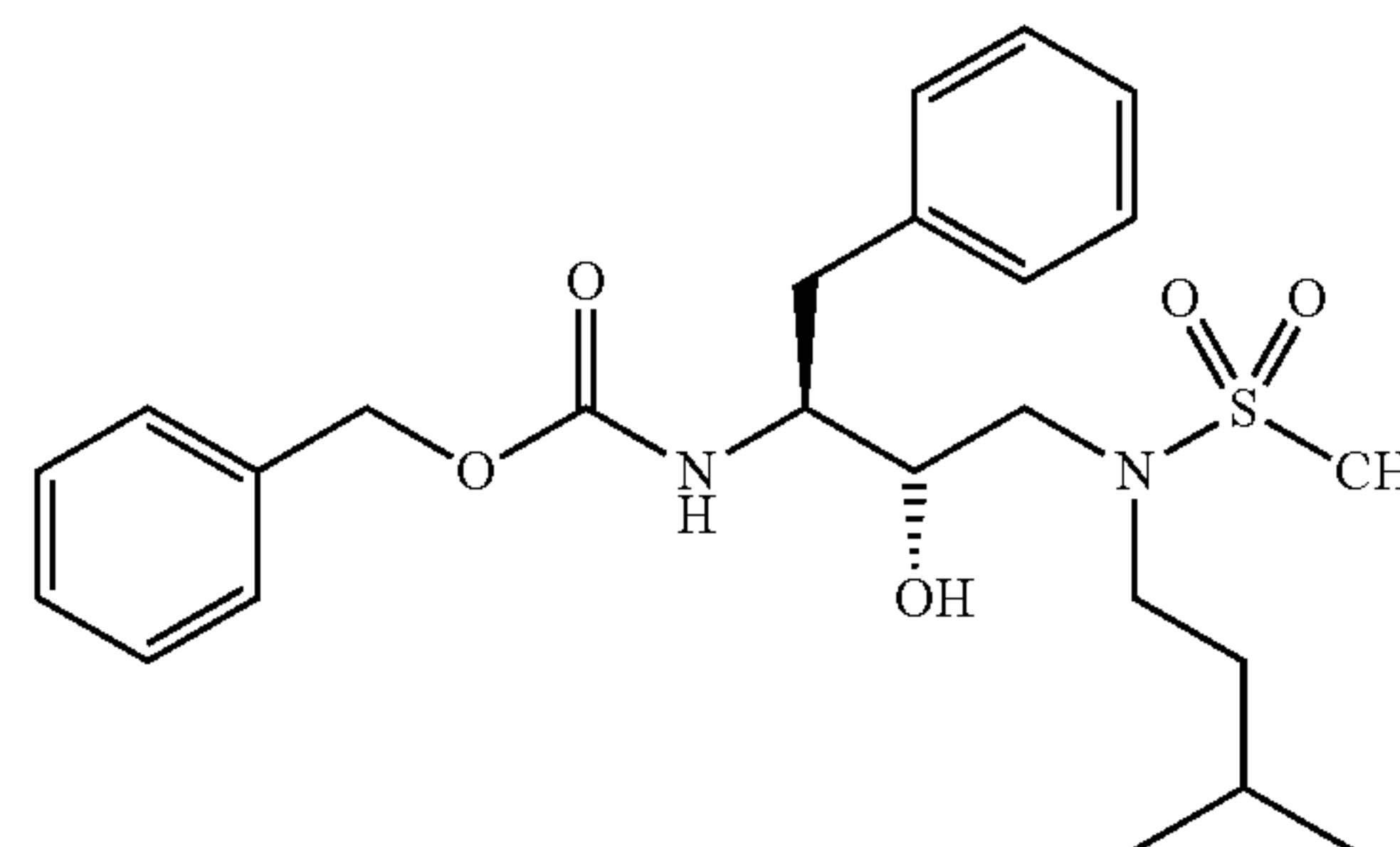
and the residue chromatographed on silica gel (50 gm) eluting with 10% ethyl acetate in hexane (450 mL), then with 1:1 ethyl acetate/hexane. The phenylmethyl [2R-hydroxy-3-[(3-methylbutyl) (n-propanesulfonyl)amino]-1S-(phenylmethyl)propyl] carbamate was recrystallized from ethyl ether/hexane to afford a white solid Anal. Calcd. for $C_{26}H_{38}N_2O_5S$: C, 63.64; H, 7.81; N, 5.71. Found: C, 63.09; H, 7.74; N, 5.64.

EXAMPLE 5

10

15

20



The procedure described in Example 2 was used to prepare phenylmethyl [2S-hydroxy-3-[(3-methylbutyl) (methylsulfonyl)amino]-1S-(phenylmethyl)propyl] carbamate.

To a solution of N[3(S)-benzyloxycarbonylamino-2(S)-hydroxy-4-phenylbutyl] N-isoamylamine (192 mg, 0.5 mmol) and triethylamine (139 uL, 0.55 mmol) in dichloromethane (8 mL) was added dropwise methanesulfonyl chloride (39 uL, 0.55 mmol). The reaction mixture was stirred for 16 hours at room temperature, then the dichloromethane solution was applied to a silica gel column (50 gm). The column was eluted with dichloromethane containing 2.5% methanol. The phenylmethyl [2S-hydroxy-3-[(3-methylbutyl) (methylsulfonyl)amino]-1S-(phenylmethyl)propyl]carbamate was obtained as a white solid Anal. Calcd. for $C_{24}H_{34}N_2O_5S \cdot 0.2 H_2O$: C, 61.83; H, 7.44; N, 6.01. Found: C, 61.62; H, 7.40; N, 5.99.

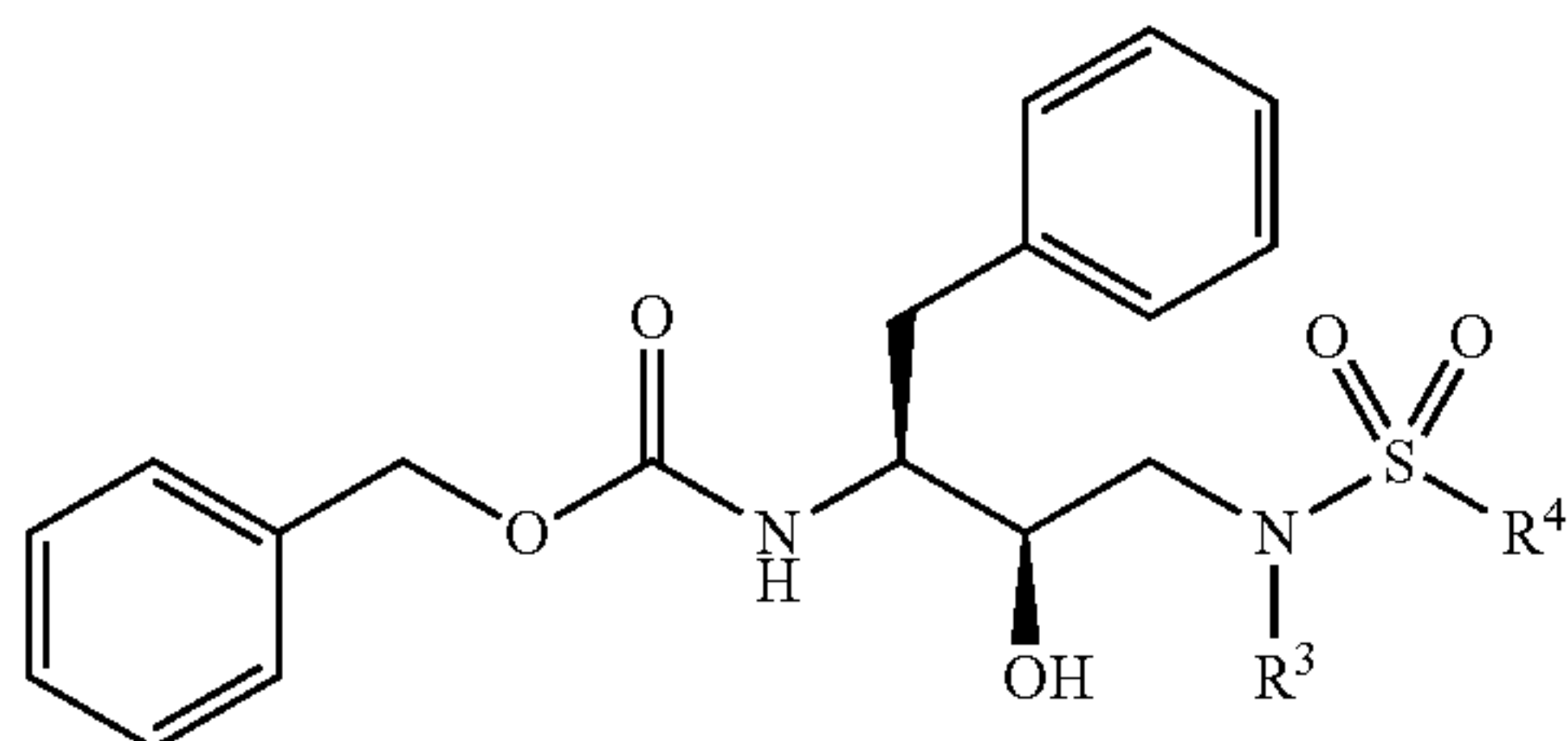
EXAMPLE 6

Following the procedures of the previous Examples 1-5, the compounds set forth in Tables 1A and 1B were prepared.

TABLE 1A

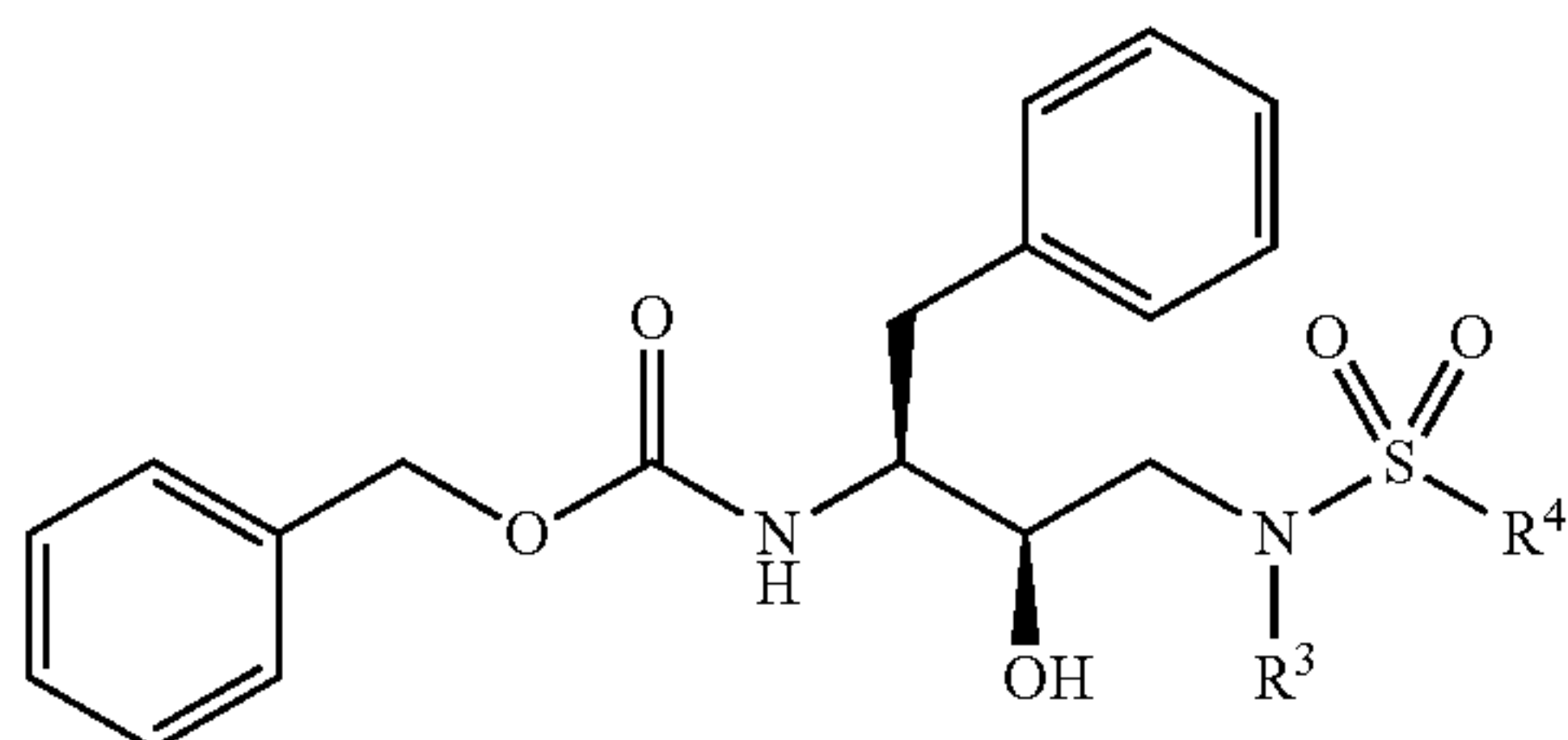
Entry	R ³	R ⁴
1	isoamyl	p-fluorophenyl
2	isoamyl	p-nitrophenyl
3	isoamyl	o-nitrophenyl
4	isoamyl	β-naphthyl
5	isoamyl	2-thienyl
6	isoamyl	benzyl
7	isobutyl	p-fluorophenyl
8	p-fluorobenzyl	phenyl
9	4-pyridylmethyl	phenyl
10	cyclohexylmethyl	phenyl

TABLE 1A-continued



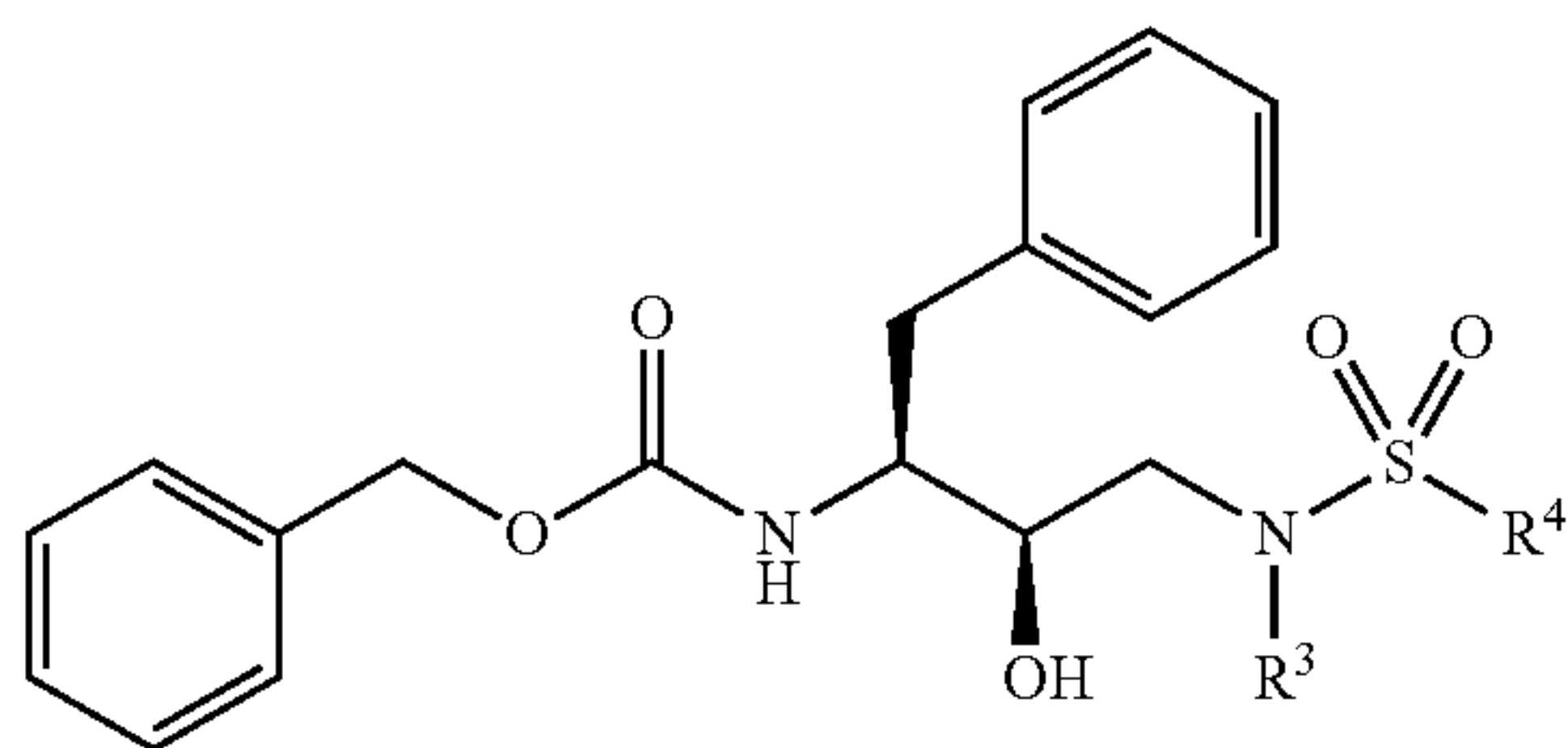
Entry	R ³	R ⁴
11	allyl	phenyl
12	propyl	phenyl
13	cyclopropylmethyl	phenyl
14	methyl	phenyl
15	propargyl	phenyl
16	isoamyl	p-chlorophenyl
17	isoamyl	p-methoxyphenyl
18	isoamyl	m-nitrophenyl
19	isoamyl	m-trifluoromethylphenyl
20	isoamyl	o-methoxycarbonylphenyl
21	isoamyl	p-acetamidophenyl
22	isobutyl	phenyl
23	-CH ₂ Ph	-Ph
24		-Ph
25		-Ph
26		-Ph
27		-Ph
28		-Ph
29	-CH ₂ CH=CH ₂	-Ph
30		-Ph
31		-Ph
32	-CH ₂ CH ₂ Ph	-Ph
33	-CH ₂ CH ₂ CH ₂ CH ₂ OH	-Ph
34	-CH ₂ CH ₂ N(CH ₃) ₂	-Ph
35		-Ph
36	-CH ₃	-Ph
37	-CH ₂ CH ₂ CH ₂ SCH ₃	-Ph
38	-CH ₂ CH ₂ CH ₂ S(O) ₂ CH ₃	-Ph
39	-CH ₂ CH ₂ CH(CH ₃) ₂	

TABLE 1A-continued



Entry	R ³	R ⁴
40	—CH ₂ CH ₂ CH(CH ₃) ₂	—CH ₂ CH ₂ CH ₃
41	—CH ₂ CH ₂ CH(CH ₃) ₂	—CH ₃
42	—CH ₂ CH ₂ CH(CH ₃) ₂	
43	—CH ₂ CH ₂ CH(CH ₃) ₂	
44	—CH ₂ CH ₂ CH(CH ₃) ₂	
45	—CH ₂ CH(CH ₃) ₂	
46	—CH ₂ CH(CH ₃) ₂	
47	—CH ₂ CH(CH ₃) ₂	
48	—CH ₂ CH ₂ CH ₃	
49	—CH ₂ CH ₂ CH ₂ CH ₃	
50	—CH ₂ CH ₂ CH(CH ₃) ₂	
51	—CH ₂ CH(CH ₃) ₂	—CH ₃
52	—CH ₂ CH ₂ CH(CH ₃) ₂	—CH ₂ Cl
53	—CH ₂ CH(CH ₃) ₂	
54	—CH ₂ CH(CH ₃) ₂	
55	—CH ₂ CH(CH ₃) ₂	—CH=CH ₂

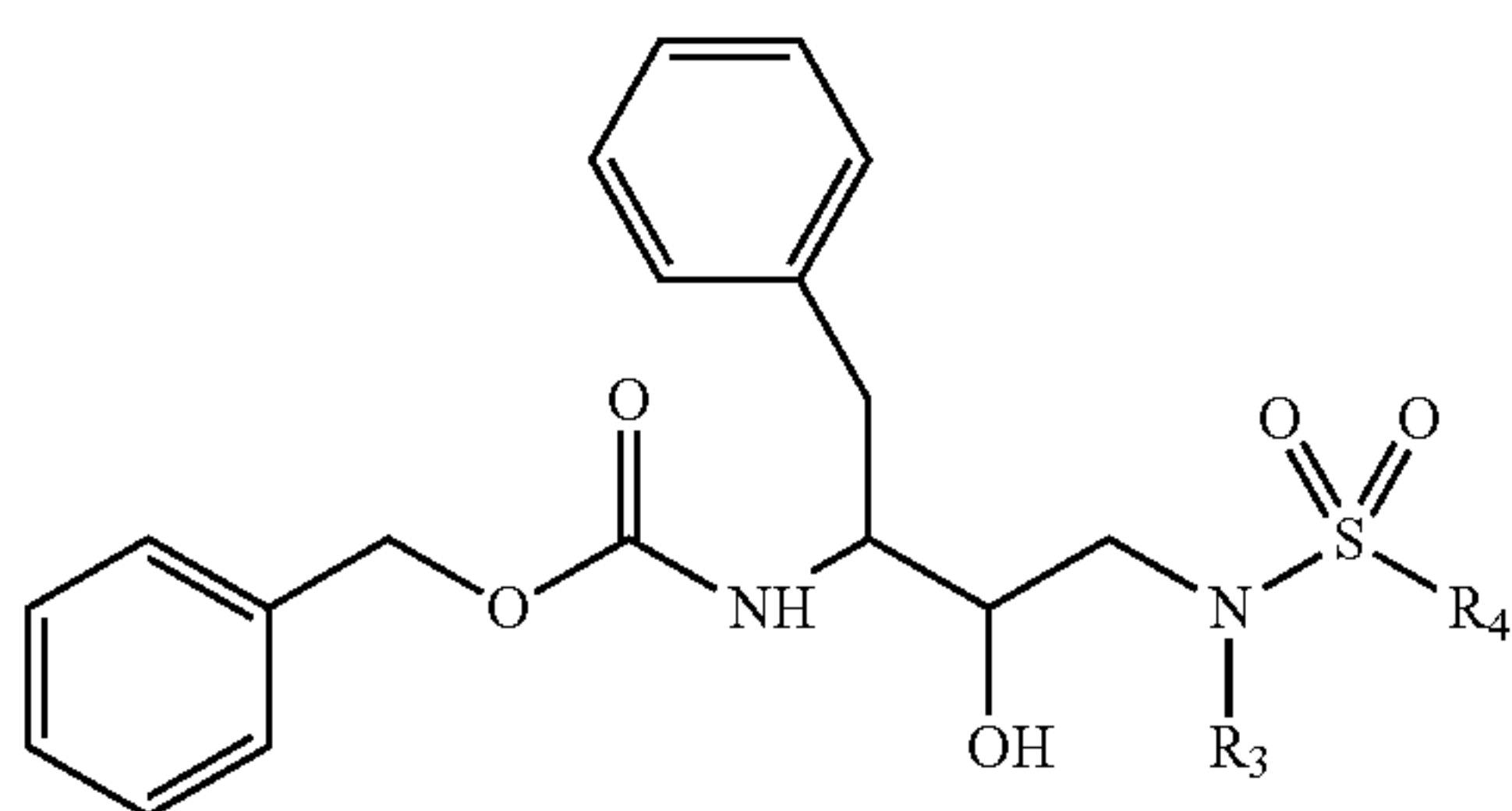
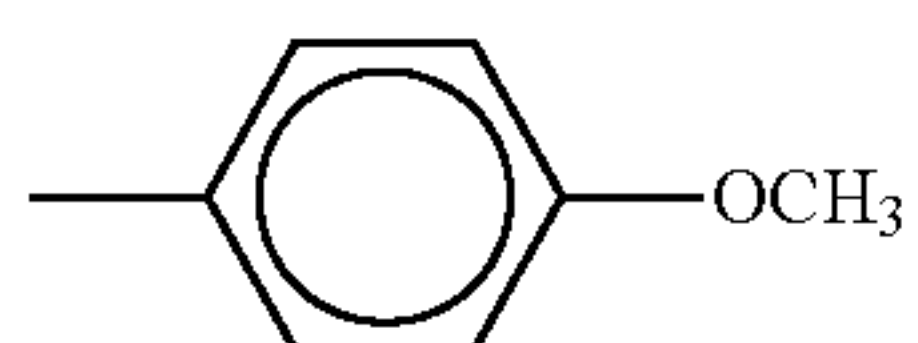
TABLE 1A-continued



Entry

R³R⁴

56

-CH₂-(CH)₂(CH₃)(CH₂CH₃)

MASS MEASUREMENT

Entry

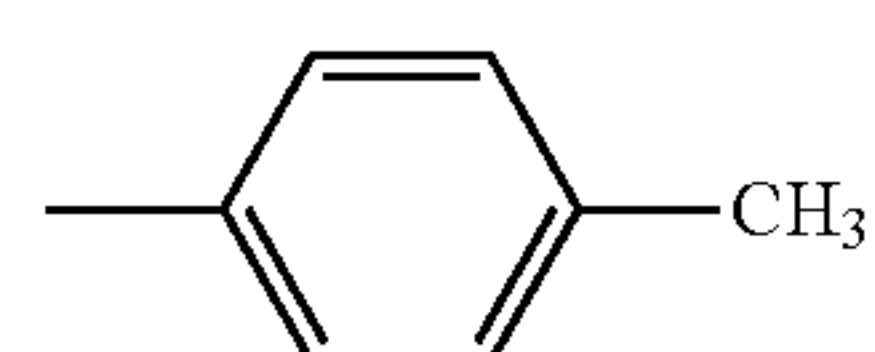
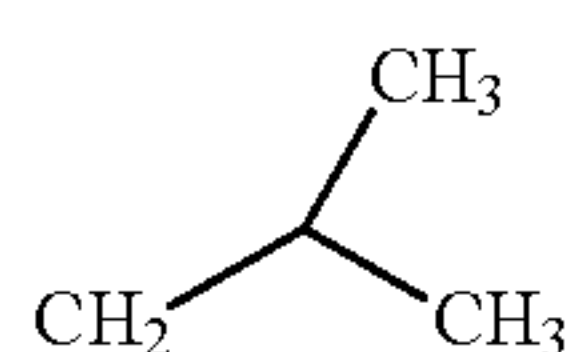
R³R⁴

MOL FORM

CALC

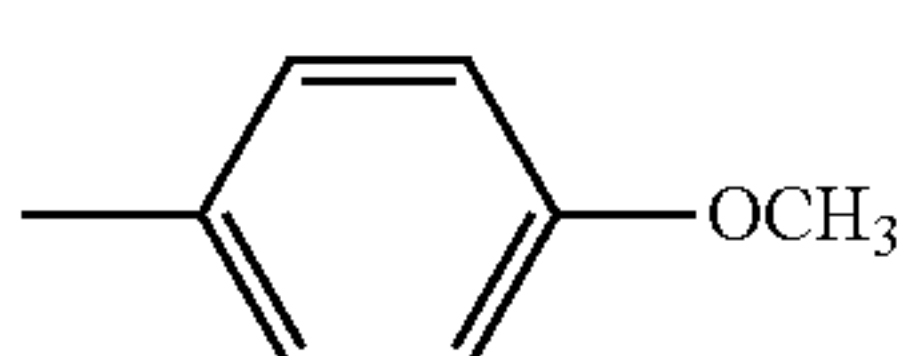
FOUND

1

C₂₉H₃₆N₂O₅S531
(M + Li)

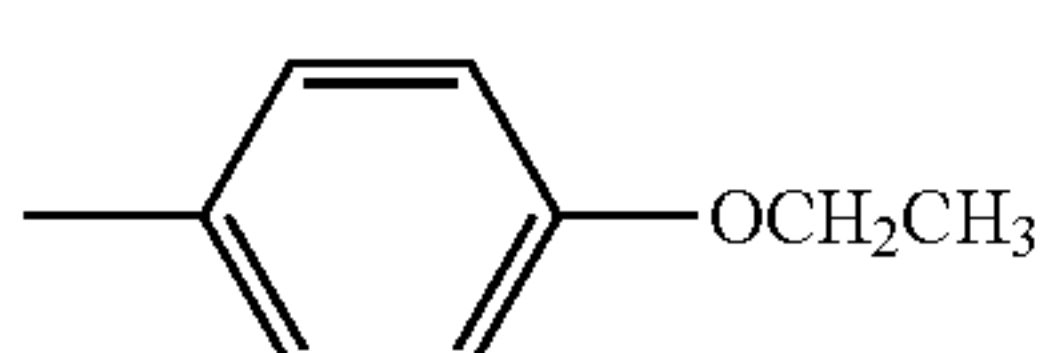
531

2

C₂₉H₃₆N₂O₆S541
(M + H)

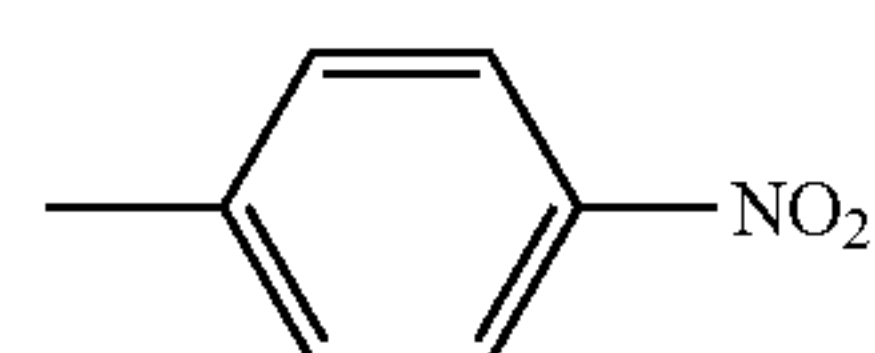
541

3

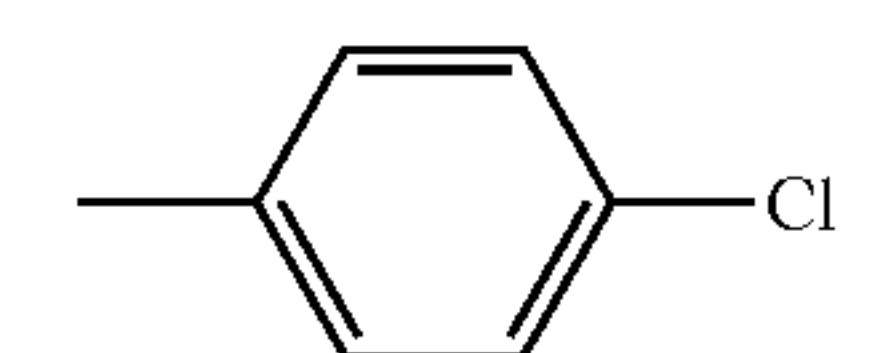
C₃₀H₃₆N₂O₆S555.2529
(M + H)

555.2582

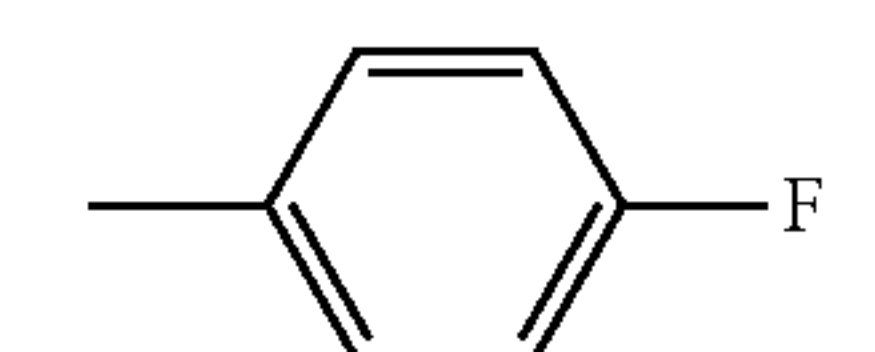
4



5

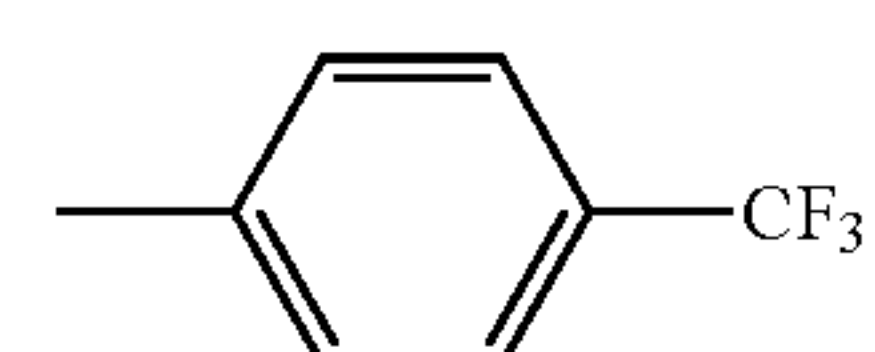


6

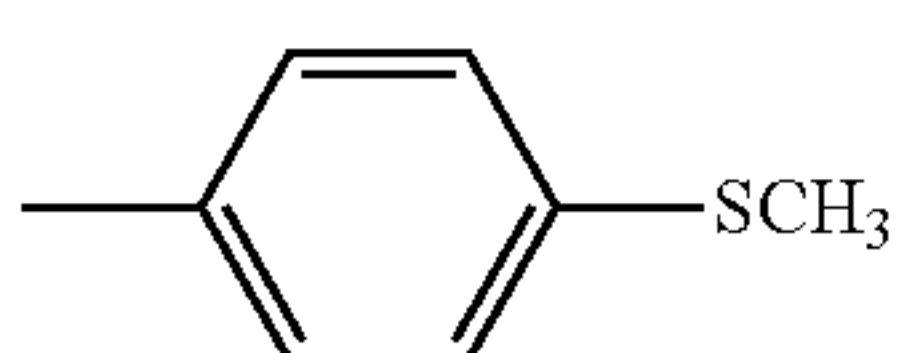
C₂₁H₃₃N₂O₅SF529.2172
(M + H)

521.2976

7

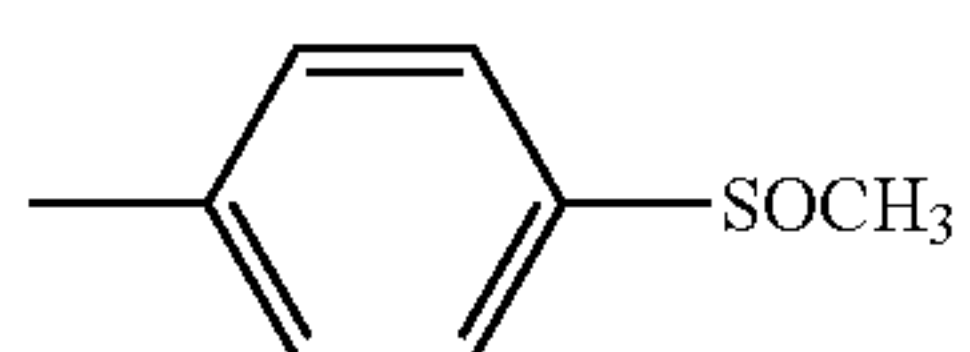


8

C₂₉H₃₆N₂O₅S₂563
(M + Li)

563

9

C₂₉H₃₆N₂O₆S₂573
(M + H)

573

TABLE 1A-continued

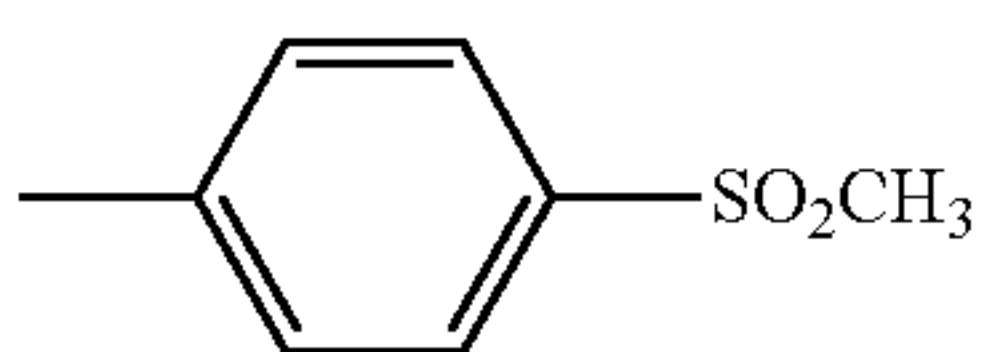
Entry	R ³	R ⁴
10		C ₂₉ H ₃₆ N ₂ O ₇ S ₂ 595 (M + Li)

TABLE 1B

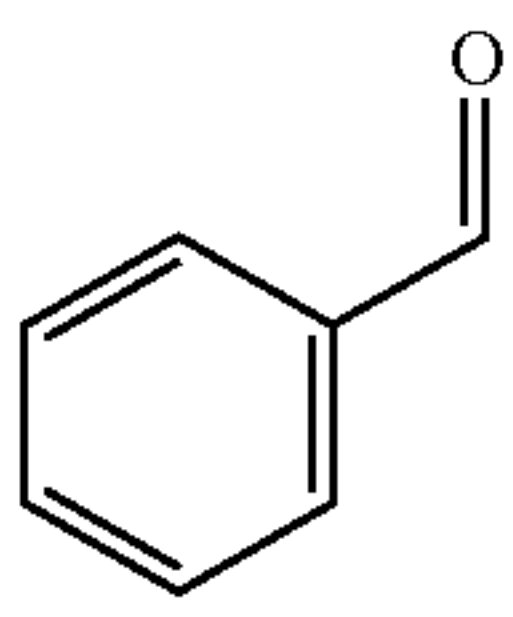
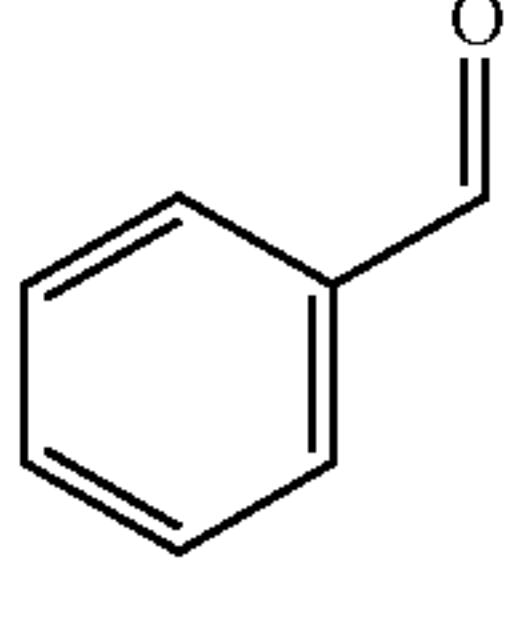
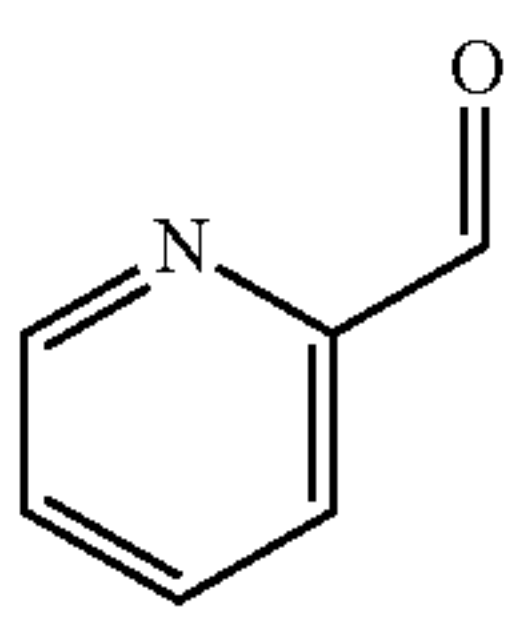
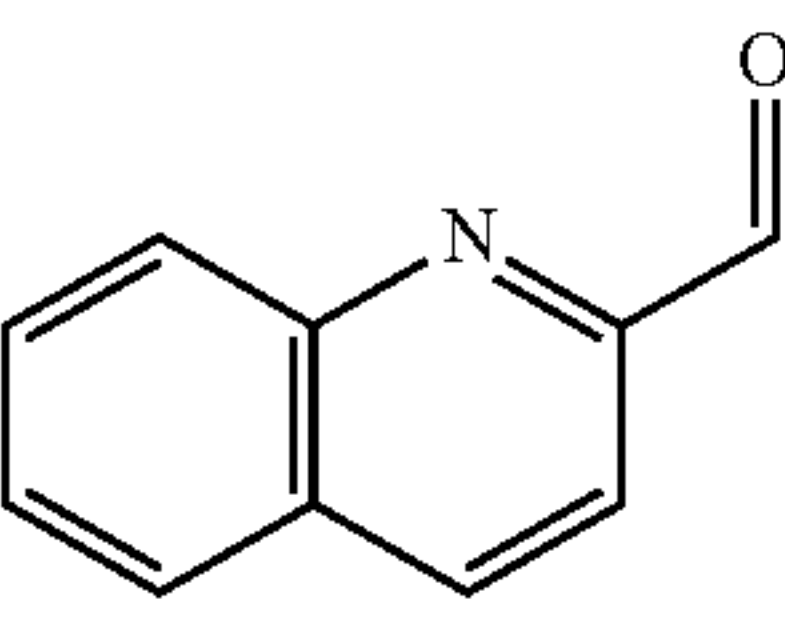
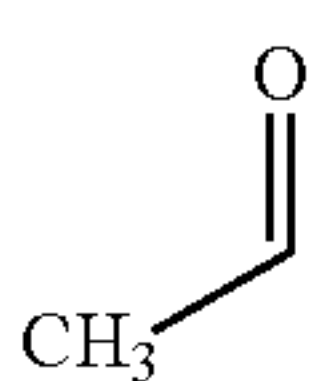
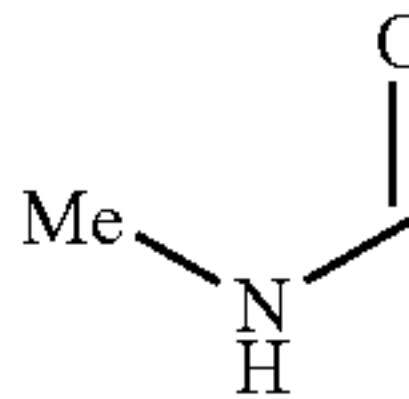
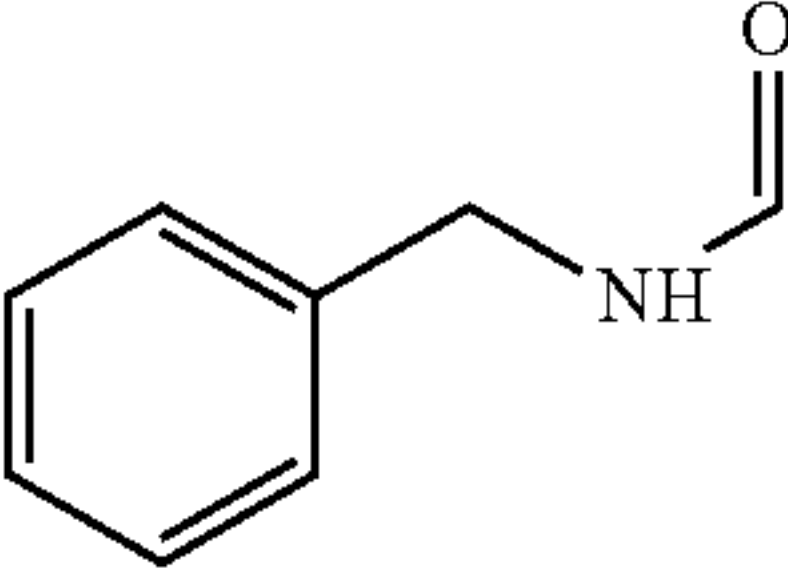
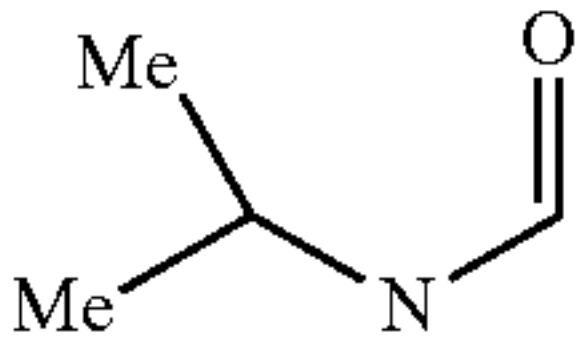
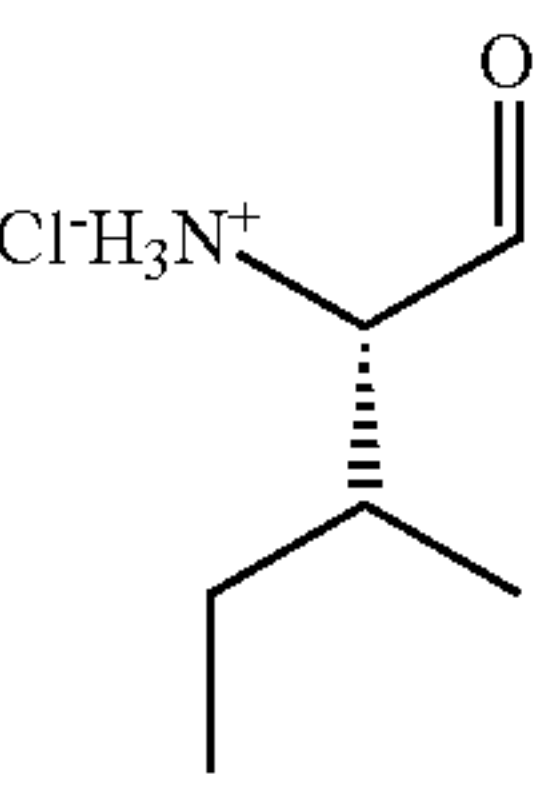
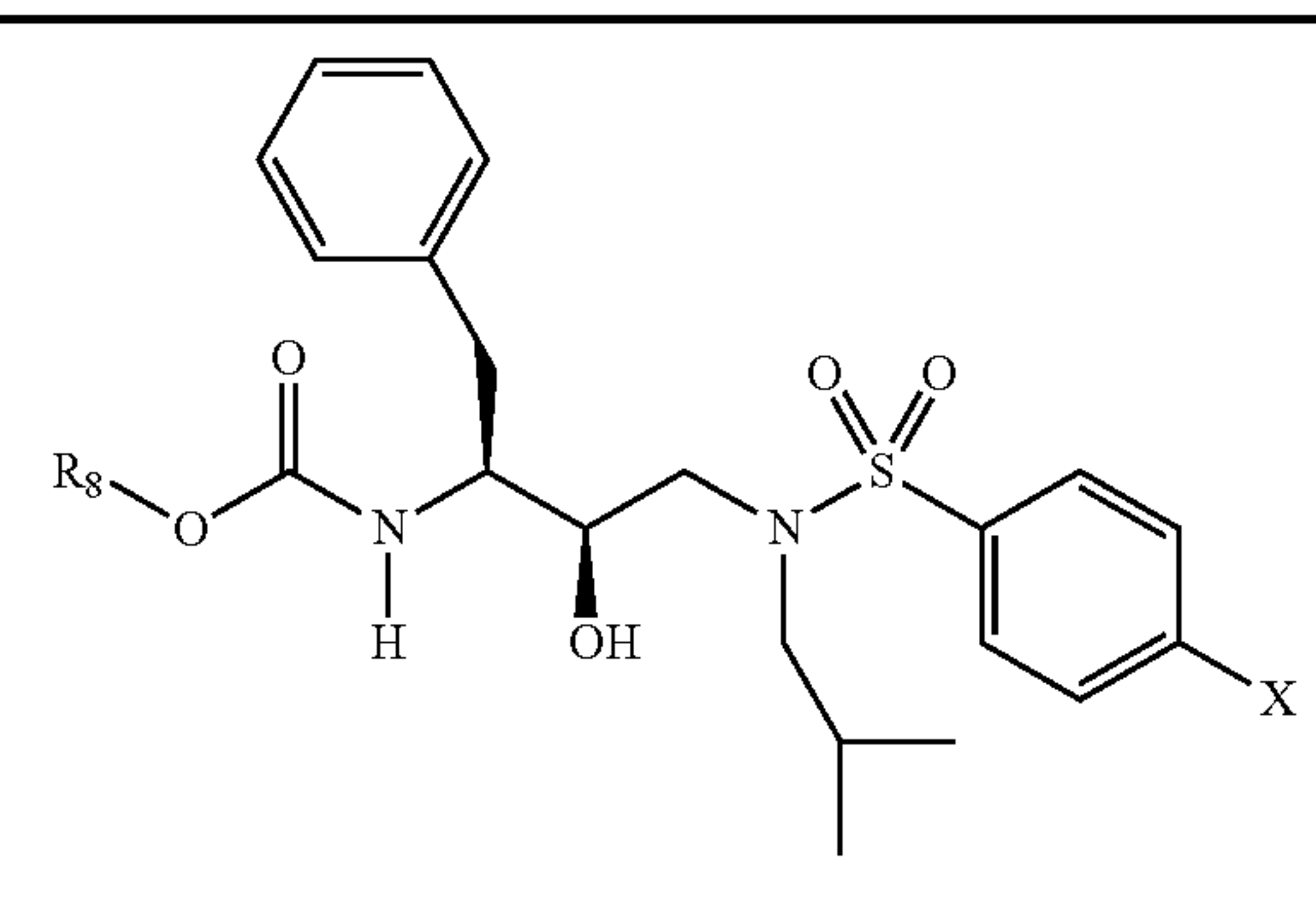
Entry	R	R ³
1		-CH ₂ Ph
2		-CH ₂ CH ₂ CH(CH ₃) ₂
3		-CH ₂ CH(CH ₃) ₂
4		-CH ₂ CH(CH ₃) ₂
5		-CH ₂ CH(CH ₃) ₂

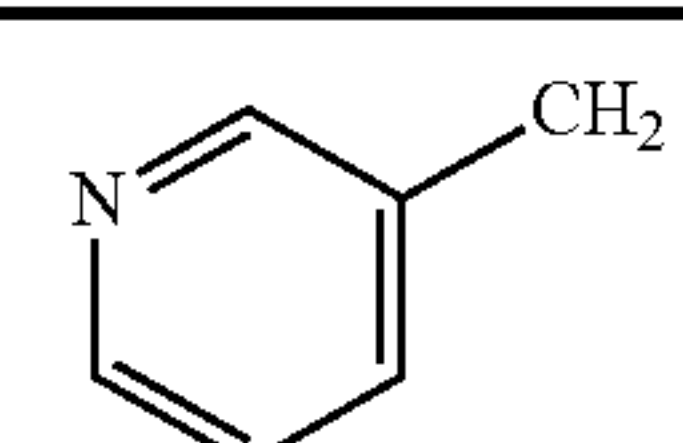
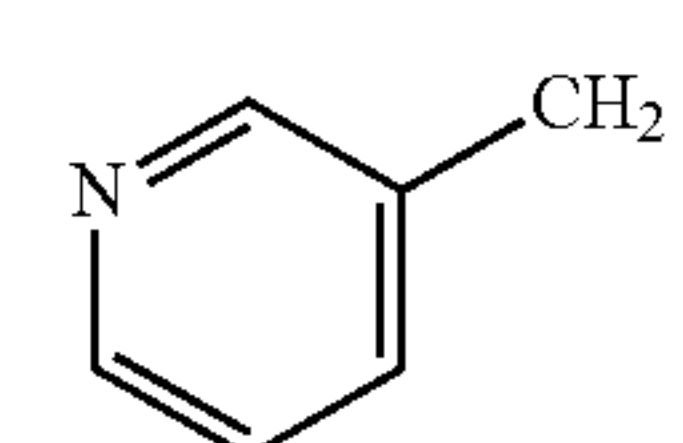
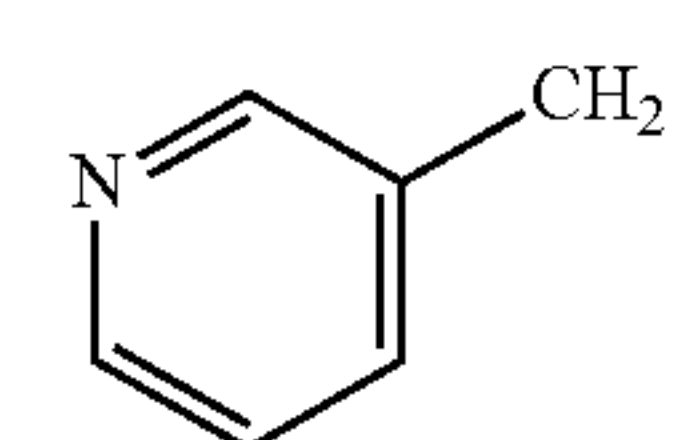
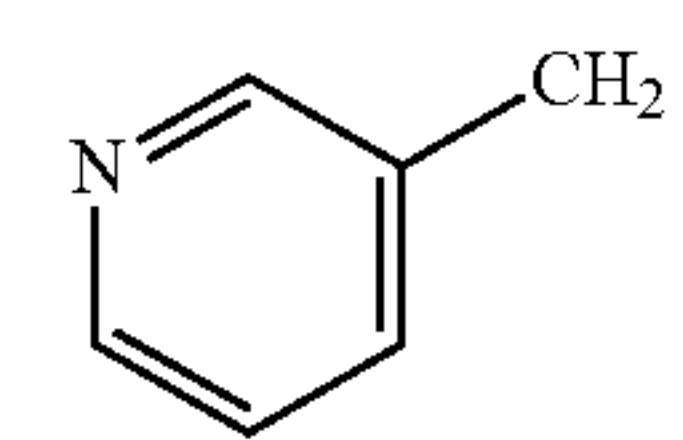
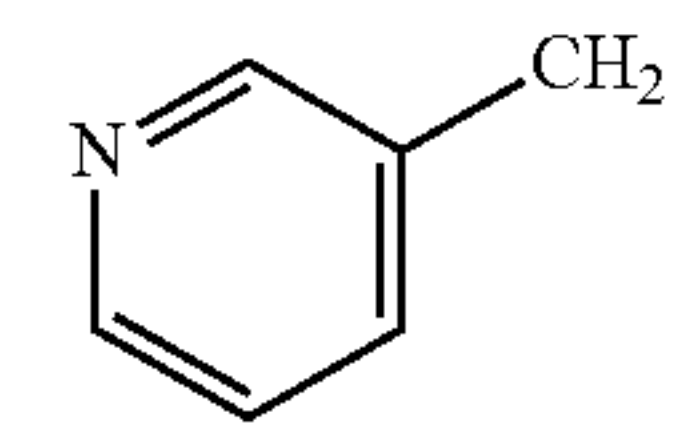
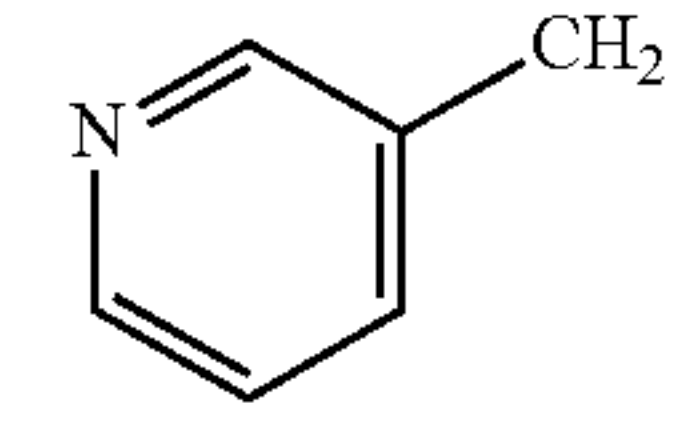
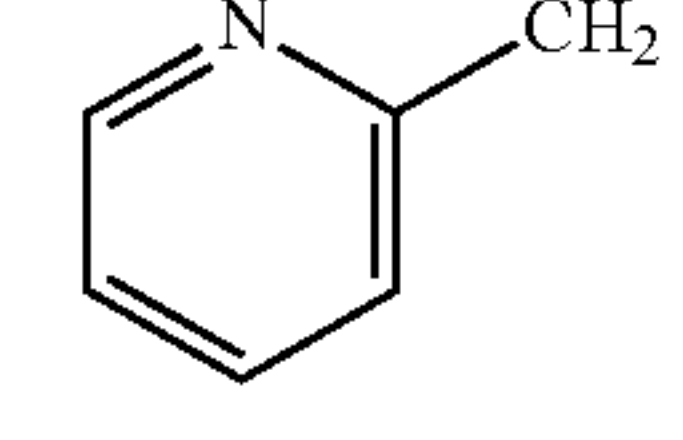
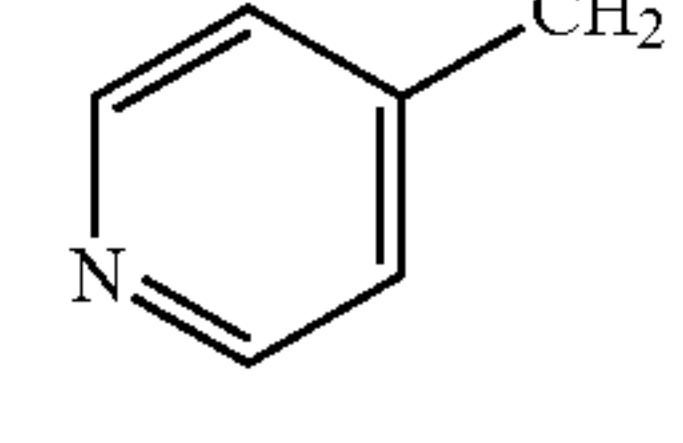
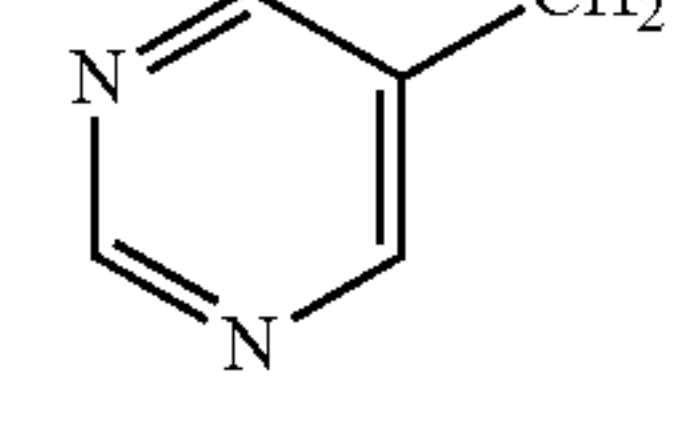
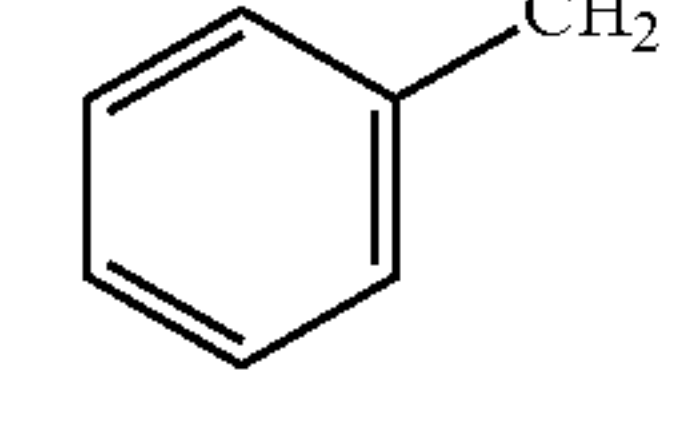
TABLE 1B-continued

Entry	R	R ³
6		-CH ₂ CH(CH ₃) ₂
7		-CH ₂ CH(CH ₃) ₂
8		-CH ₂ CH(CH ₃) ₂
9		-CH ₂ CH ₂ (CH ₃) ₂

41

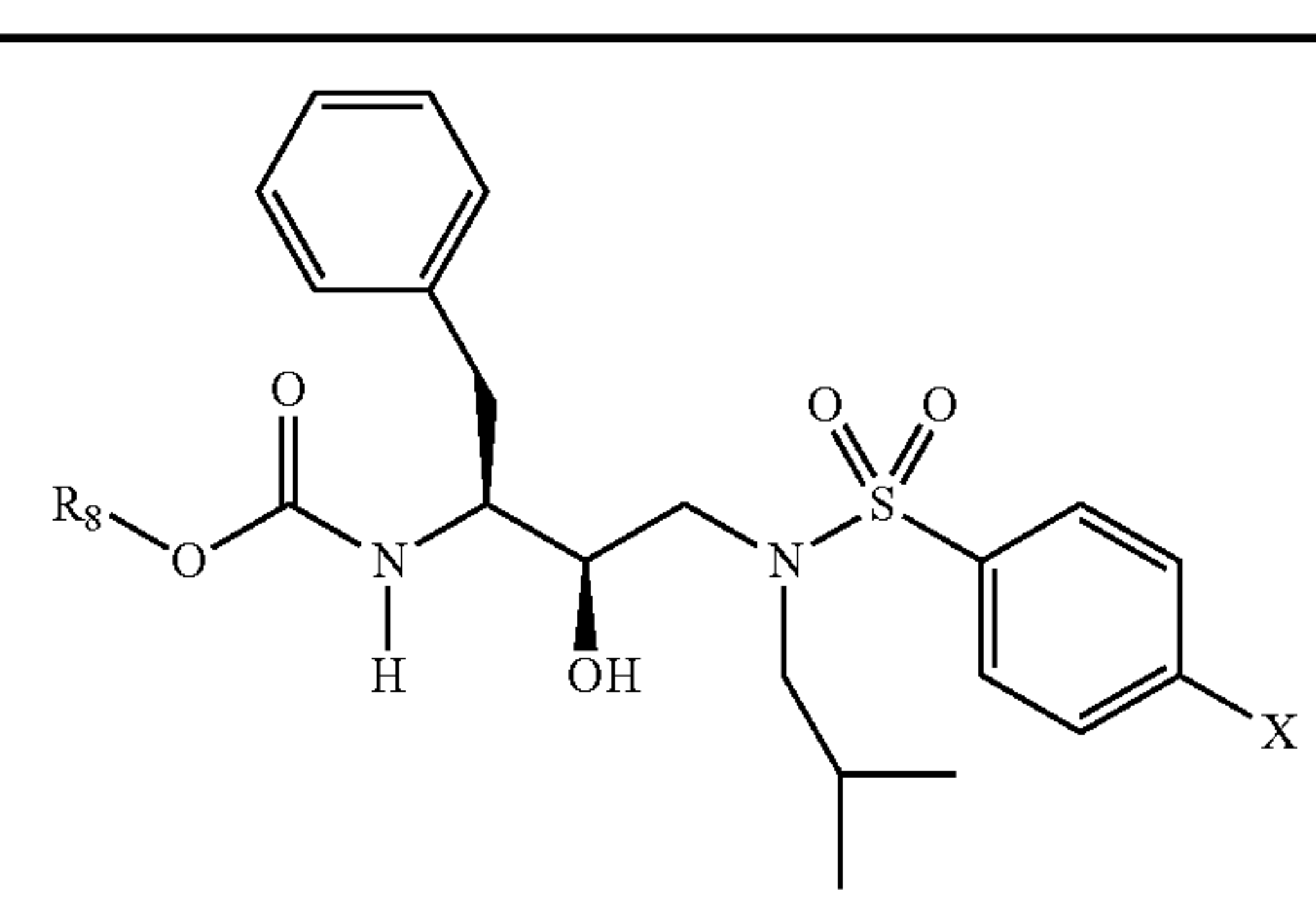
TABLE 1C

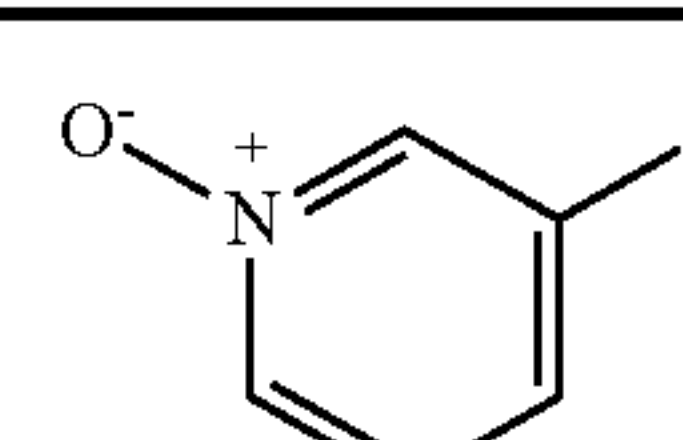
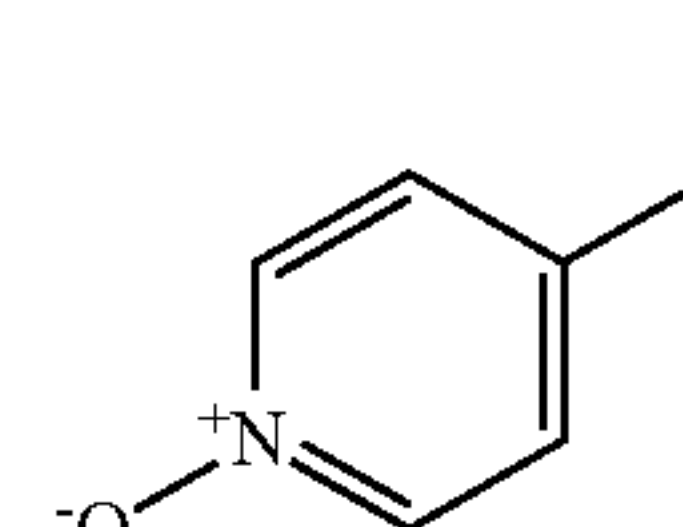


X	R ⁸	FORMULA	Mass Calc	Deter- mination Found
H		C ₂₇ H ₃₃ N ₃ O ₅ S	512.2219 (M + H)	521.2267
OCH ₃		C ₂₈ H ₃₅ N ₃ O ₆ S	548.2407 (M + Li)	548.2434
F		C ₂₇ H ₃₂ N ₃ O ₅ SF	530 (M + H)	530
Cl		C ₂₇ H ₃₂ N ₃ O ₅ SCl	546 (M + H)	546
NO ₂		C ₂₇ H ₃₂ N ₄ O ₇ S	557 (M + H)	557
OH		C ₂₇ H ₃₃ N ₃ O ₆ S	528 (M + H)	528
OCH ₃		C ₂₈ H ₃₅ N ₃ O ₆ S	542.2325 (M + H)	542.2362
OCH ₃		C ₂₈ H ₃₅ N ₃ O ₆ S	548.2407 (M + Li)	548.2393
OCH ₃		C ₂₂ H ₃₄ N ₄ O ₆ S	543 (M + H)	543
OCH ₃		C ₂₉ H ₃₆ O ₆ N ₂ S	547.2454 (M + Li)	547.2475
OCH ₃	tert-Butyl	C ₂₆ H ₃₈ N ₂ O ₆ S	513.2611 (M + Li)	513.2593

42

TABLE 1C-continued

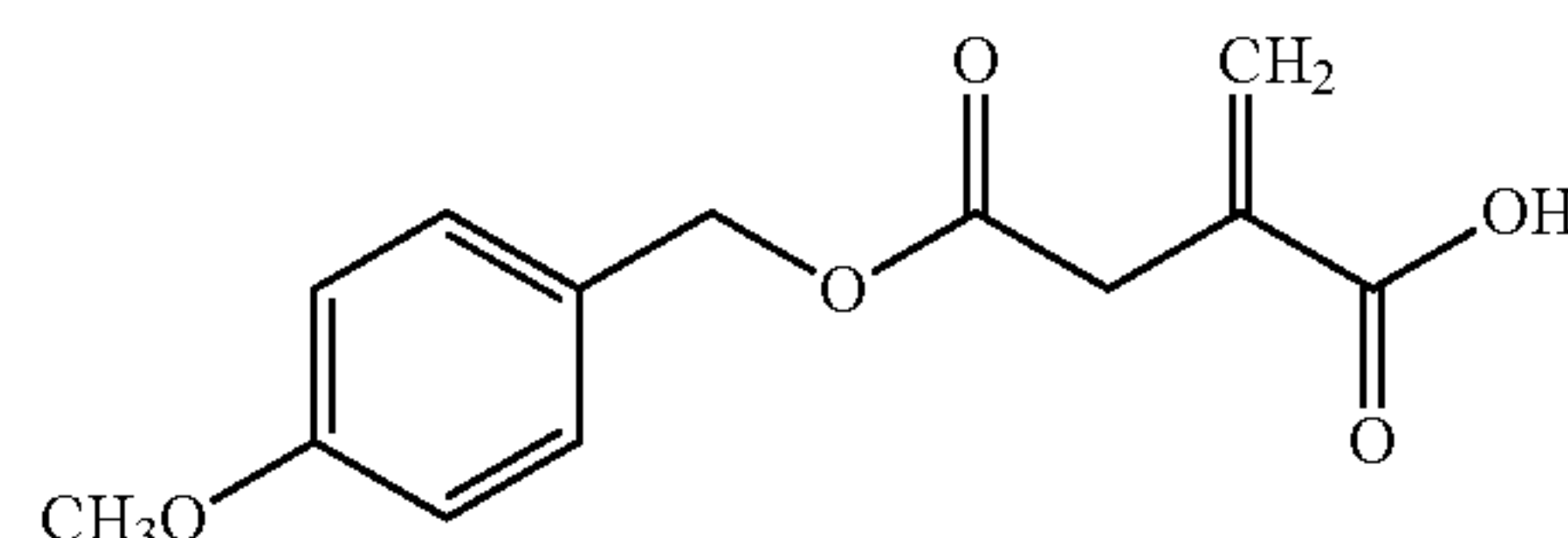


X	R ⁸	FORMULA	Mass Calc	Deter- mination Found
OCH ₃		C ₂₈ H ₃₅ N ₃ O ₇ S	564 (M + Li)	564
OCH ₃		C ₂₈ H ₃₅ N ₃ O ₇ S	564 (M + Li)	564

The following Examples 7-9 illustrate preparation of β -amino acid intermediates. These intermediates can be coupled to the intermediate compounds of Examples 1-6 to produce inhibitor compounds of the present invention containing β -amino acids.

EXAMPLE 7

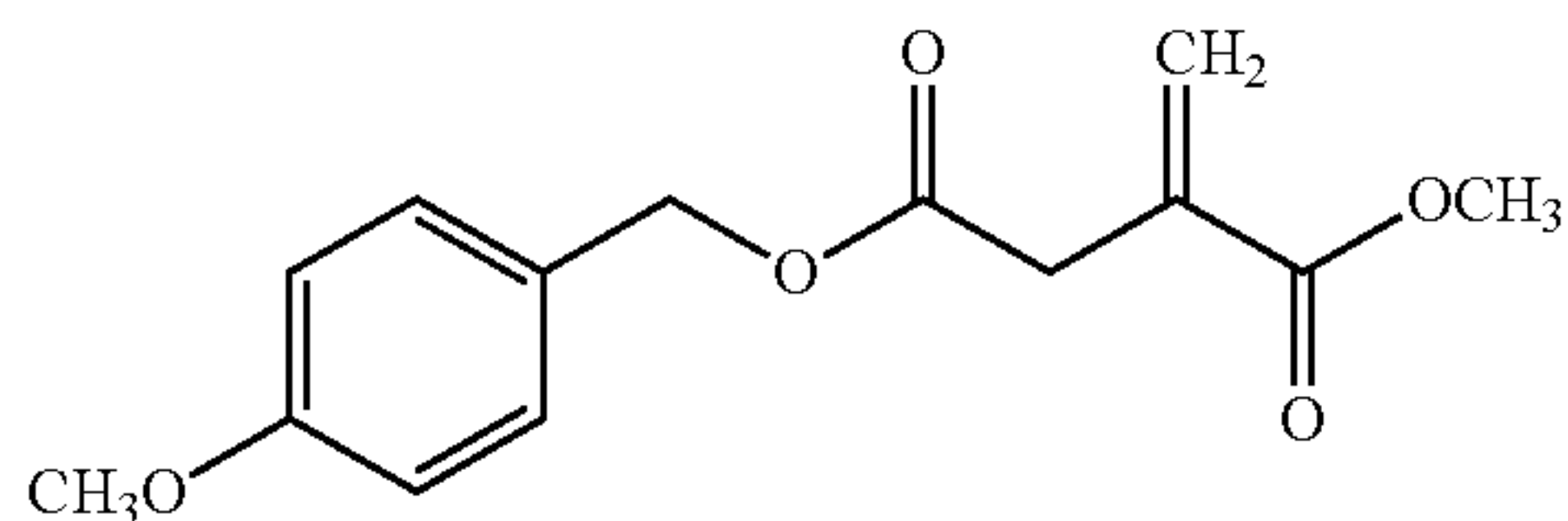
A. Preparation of 4(4-methoxybenzyl)itaconate



A 5 L three-necked round bottomed flask equipped with constant pressure addition funnel, reflux condenser, nitrogen inlet, and mechanical stirrer was charged with itaconic anhydride (660.8 g, 5.88 mol) and toluene (2300 mL). The solution was warmed to reflux and treated with 4-methoxybenzyl alcohol (812.4 g, 5.88 mol) dropwise over a 2.6 h period. The solution was maintained at reflux for an additional 1.5 h and then the contents were poured into three 2 L erlenmeyer flasks to crystallize. The solution was allowed to cool to room temperature whereupon the desired mono-ester crystallized. The product was isolated by filtration on a Buchner funnel and air dried to give 850.2 g, 58% of material with mp 83-85° C., a second crop, 17% was isolated after cooling of the filtrate in an ice bath. ¹H NMR (CDCl₃) 300 MHz 7.32(d, J=8.7 Hz, 2H), 6.91(d, J=8.7 Hz, 2H), 6.49(s, 1H), 5.85(s, 1H), 5.12(s, 2H), 3.83(s, 3H), 3.40(s, 2H).

43

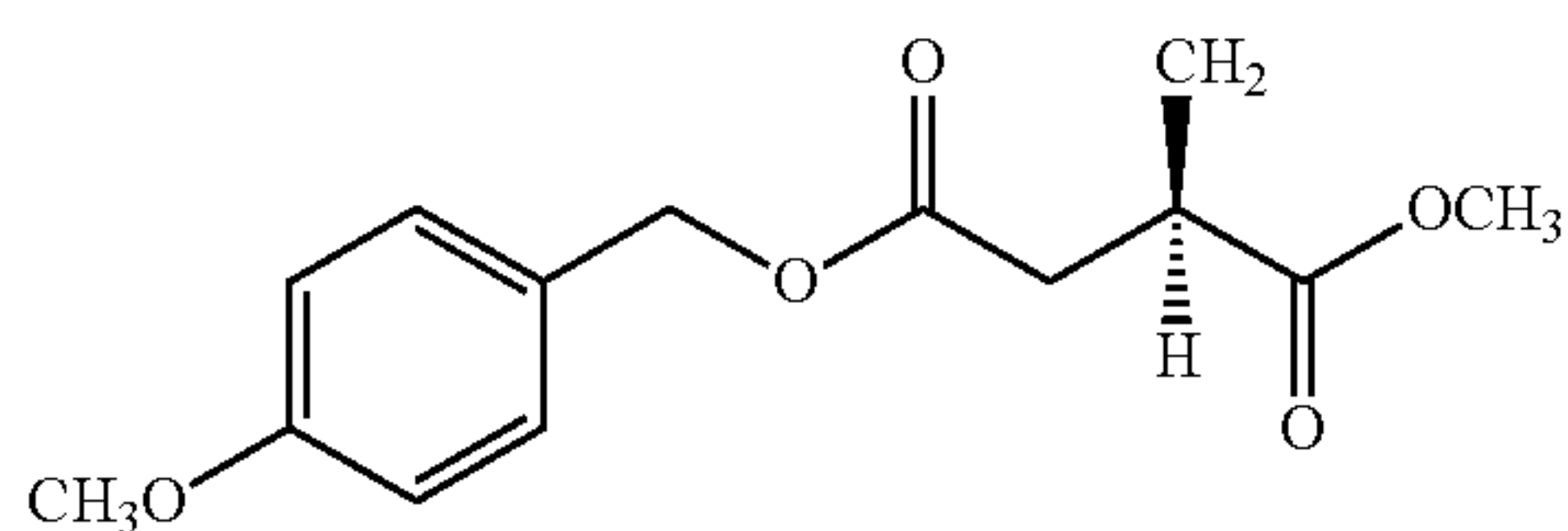
B. Preparation of Methyl 4(4-methoxybenzyl) itaconate



A 5 L three-necked round bottomed flask equipped with reflux condenser, nitrogen inlet, constant pressure addition funnel and mechanical stirrer was charged with 4(4-methoxybenzyl) itaconate (453.4 g, 1.81 mol) and treated with 1,5-diazabicyclo[4.3.0]non-5-ene (275.6 g, 1.81 mol), (DBN), dropwise so that the temperature did not rise above 15° C. To this stirring mixture was added a solution of methyl iodide (256.9 g, 1.81 mol) in 250 mL of toluene from the dropping funnel over a 45 m period. The solution was allowed to warm to room temperature and stirred for an additional 3.25 h.

The precipitated DBN hydroiodide was removed by filtration, washed with toluene and the filtrate poured into a separatory funnel. The solution was washed with sat. aq. NaHCO₃ (2×500 mL), 0.2N HCl (1×500 mL), and brine (2×500 mL), dried over anhyd. MgSO₄, filtered, and the solvent removed in vacuo. This gave a clear colorless oil, 450.2 g, 94% whose NMR was consistent with the assigned structure. ¹H NMR (CDCl₃) 300 MHz 7.30(d, J=8.7 Hz, 2H), 6.90(d, J=8.7 Hz, 2H), 6.34(s, 1H), 5.71(s, 1H), 5.09(s, 2H), 3.82(s, 3H), 3.73(s, 3H), 3.38(s, 2H). ¹³C NMR (CDCl₃) 170.46, 166.47, 159.51, 133.55, 129.97, 128.45, 127.72, 113.77, 66.36, 55.12, 51.94, 37.64.

C. Preparation of Methyl 4(4-methoxybenzyl) 2(R)-methylsuccinate



A 500 mL Fisher-Porter bottle was charged with methyl 4(4-methoxybenzyl) itaconate (71.1 g, 0.269 mol), rhodium (R,R) DiPAMP catalyst (204 mg, 0.269 mmol, 0.1 mol %) and degassed methanol (215 mL). The bottle was flushed 5 times with nitrogen and 5 times with hydrogen to a final pressure of 40 psig. The hydrogenation commenced immediately and after ca. 1 h the uptake began to taper off, after 3 h the hydrogen uptake ceased and the bottle was flushed with nitrogen, opened and the contents concentrated on a rotary evaporator to give a brown oil that was taken up in boiling iso-octane (ca. 200 mL, this was repeated twice), filtered through a pad of celite and the filtrate concentrated in vacuo to give 66.6 g, 93% of a clear colorless oil, ¹H NMR (CDCl₃) 300 MHz 7.30(d, J=8.7 Hz, 2H), 6.91(d, J=8.7 Hz, 2H), 5.08(s, 2H), 3.82(s, 3H), 3.67(s, 3H), 2.95(ddq, J=5.7, 7.5, 8.7 Hz, 1H), 2.79(dd, J=8.1, 16.5 Hz, 1H), 2.45(dd, J=5.7, 16.5 Hz, 1H), 1.23(d, J=7.5 Hz, 3H).

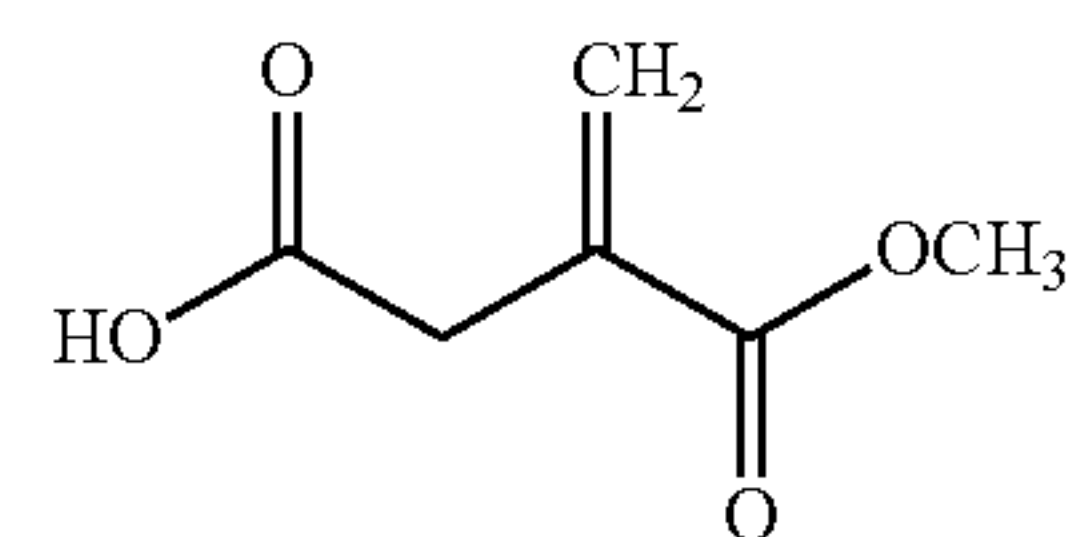
D. Preparation of Methyl 2(R)-methylsuccinate

A 3 L three-necked round-bottomed flask equipped with a nitrogen inlet, mechanical stirrer, reflux condenser and constant pressure addition funnel was charged with methyl 4(4-methoxybenzyl) 2(R)-methylsuccinate (432.6 g, 1.65 mol) and toluene (1200 mL). The stirrer was started and the solu-

44

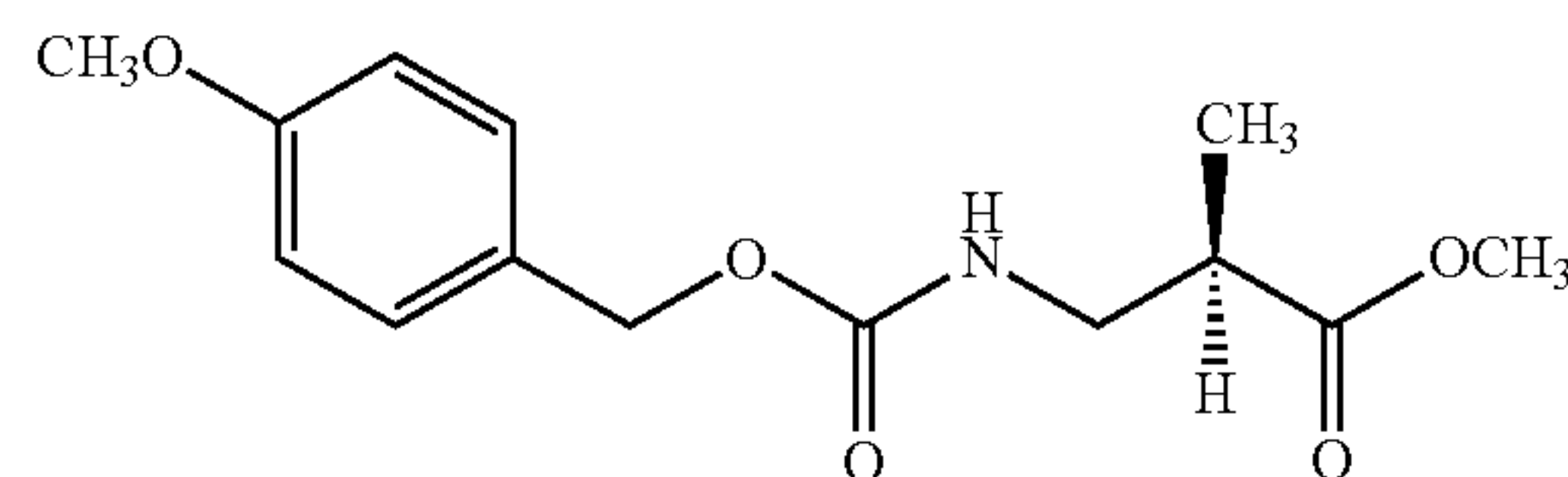
tion treated with trifluoroacetic acid (600 mL) from the dropping funnel over 0.25 h. The solution turned a deep purple color and the internal temperature rose to 45° C. After stirring for 2.25 h the temperature was 27° C. and the solution had acquired a pink color. The solution was concentrated on a rotary evaporator. The residue was diluted with water (2200 mL) and sat. aq. NaHCO₃ (1000 mL). Additional NaHCO₃ was added until the acid had been neutralized. The aqueous phase was extracted with ethyl acetate (2×1000 mL) to remove the by-products and the aqueous layer was acidified to pH=1.8 with conc. HCl. This solution was extracted with ethyl acetate (4×1000 mL), washed with brine, dried over anhyd. MgSO₄, filtered and concentrated on a rotary evaporator to give a colorless liquid 251 g, >100% that was vacuum distilled through a short path apparatus cut 1: bath temperature 120° C. @ >1 mm, bp 25-29° C.; cut 2: bath temperature 140° C. @ 0.5 mm, bp 95-108° C., 151 g, [α]_D²⁵ C. = +1.38° C. (c=15.475, MeOH), [α]_D²⁵ C. = +8.48° C. (neat); cut 3: bath temperature 140° C., bp 108° C., 36 g, [α]_D²⁵ C. = +1.49° C. (c=15.00, MeOH), [α]_D²⁵ C. = +8.98° C. (neat). Cuts 2 and 3 were combined to give 189 g, 78% of product, ¹H NMR (CDCl₃) 300 MHz 11.6(brs, 1H), 3.72(s, 3H), 2.92(ddq, J=5.7, 6.9, 8.0 Hz, 1H), 2.81(dd, J=8.0, 16.8 Hz, 1H), 2.47(dd, J=5.7, 16.8 Hz, 1H), 1.26(d, J=6.9 Hz, 3H).

E. Preparation of Methyl Itaconate



A 50 mL round bottomed flask equipped with reflux condenser, nitrogen inlet and magnetic stir bar was charged with methyl 4(4-methoxybenzyl) itaconate (4.00 g, 16 mmol), 12 mL of toluene and 6 mL of trifluoroacetic acid. The solution was kept at room temperature for 18 hours and then the volatiles were removed in vacuo. The residue was taken up in ethyl acetate and extracted three times with saturated aqueous sodium bicarbonate solution. The combined aqueous extract was acidified to pH=1 with aqueous potassium bisulfate and then extracted three times with ethyl acetate. The combined ethyl acetate solution was washed with saturated aqueous sodium chloride, dried over anhydrous magnesium sulfate, filtered, and concentrated in vacuo. The residue was then vacuum distilled to give 1.23 g, 75% of pure product, bp 85-87@0.1 mm. ¹H NMR (CDCl₃) 300 MHz 6.34(s, 1H), 5.73(s, 2H), 3.76(s, 3H), 3.38(s, 2H). ¹³C NMR (CDCl₃) 177.03, 166.65, 129.220, 132.99, 52.27, 37.46.

F. Curtius Rearrangement of Methyl 2(R)-methylsuccinate: Preparation of Methyl N-Moz-α-methyl β-alanine.

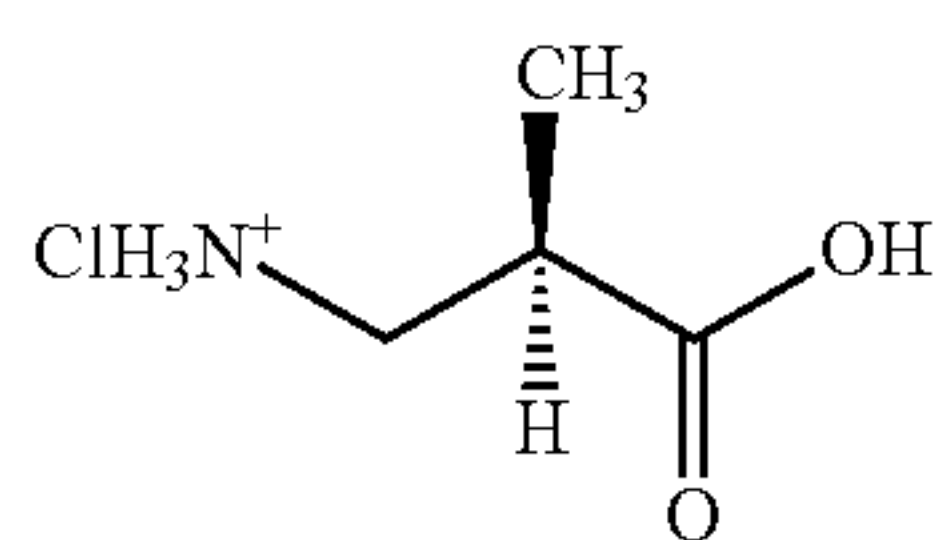


A 5L four necked round bottomed flask equipped with a nitrogen inlet, reflux condenser, mechanical stirrer, constant pressure addition funnel, and thermometer adapter was charged with methyl 2(R)-methylsuccinate (184.1 g, 1.26 mol), triethylamine (165.6 g, 218 mL, 1.64 mol, 1.3 equiva-

45

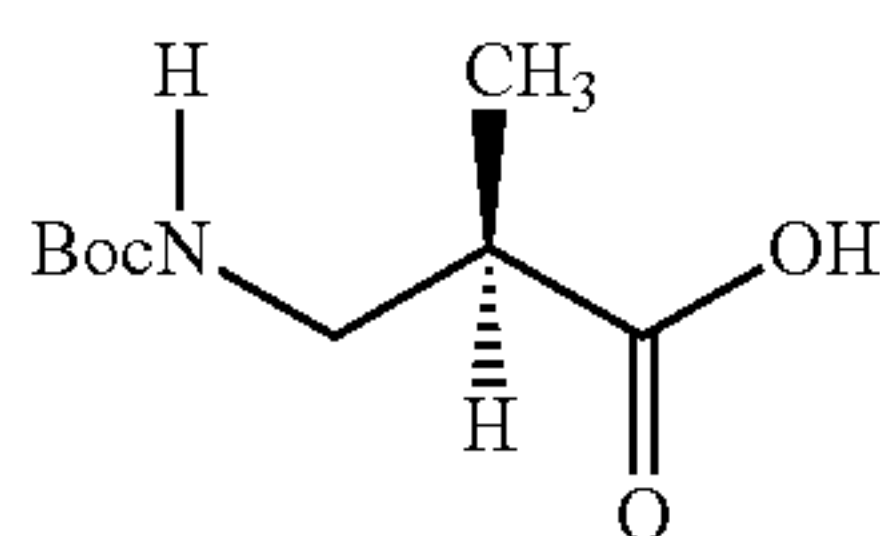
lents), and toluene (1063 mL). The solution was warmed to 85° C. and then treated dropwise with a solution of diphenylphosphoryl azide (346.8 g, 1.26 mol) over a period of 1.2 h. The solution was maintained at that temperature for an additional 1.0 h and then the mixture was treated with 4-methoxybenzyl alcohol (174.1 g, 1.26 mol) over a 0.33 h period from the dropping funnel. The solution was stirred at 88° C. for an additional 2.25 h and then cooled to room temperature. The contents of the flask were poured into a separatory funnel and washed with sat. aq. NaHCO₃ (2×500 mL), 0.2N HCl (2×500 mL), brine (1× 500 mL), dried over anhyd. MgSO₄, filtered, and concentrated in vacuo to give 302.3 g, 85% of the desired product as a slightly brown oil. ¹H NMR (CDCl₃) 300 MHz 7.32(d, J=8.4 Hz, 2H), 6.91(d, J=8.4 Hz, 2H), 5.2(brm, 1H), 5.05(s, 2H), 3.83(s, 3H), 3.70(s, 3H), 3.35(m, 2H), 2.70(m, 2H), 1.20(d, J=7.2 Hz, 3H).

G. Hydrolysis of Methyl N-Moz- α -methyl β -alanine:
Preparation of α -methyl β -alanine Hydrochloride



A 5 L three-necked round bottomed flask equipped with a reflux condenser, nitrogen inlet and mechanical stirrer was charged with methyl N-Moz- α -methyl β -alanine (218.6 g, 0.78 mol), glacial acetic acid (975 mL) and 12N hydrochloric acid (1960 mL). The solution was then heated to reflux for 3 h. After the solution had cooled to room temperature (ca. 1 h) the aqueous phase was decanted from organic residue (polymer) and the aqueous phase concentrated on a rotary evaporator. Upon addition of acetone to the concentrated residue a slightly yellow solid formed that was slurried with acetone and the white solid was isolated by filtration on a Buchner funnel. The last traces of acetone were removed by evacuation to give 97.7 g, 90% of pure product, mp 128.5-130.5° C. [α]_D²⁵ C.=9.0° C. (c=2.535, Methanol). ¹H NMR (D₂O) 300 MHz 3.29(dd, J=8.6, 13.0 Hz, 1H), 3.16(dd, J=5.0, 13.0 m Hz, 1H), 2.94(ddq, J=7.2, 5.0, 8.6 Hz, 1H), 1.30(d, J=7.2 Hz, 3H); ¹³C NMR (D₂O) 180.84, 44.56, 40.27, 17.49.

H. Preparation of N-Boc α -Methyl β -Alanine



A solution of α -methyl β -alanine hydrochloride (97.7 g, 0.70 mol) in water (1050 mL) and dioxane (1050 mL) the pH was adjusted to 8.9 with 2.9N NaOH solution. This stirring solution was then treated with di-tert-butyl pyrocarbonate (183.3 g, 0.84 mol, 1.2 equivalents) all at once. The pH of the solution was maintained between 8.7 and 9.0 by the periodic addition of 2.5N NaOH solution. After 2.5 h the pH had stabilized and the reaction was judged to be complete. The solution was concentrated on a rotary evaporator (the temperature was maintained at <40° C.). The excess di-tert-butyl pyrocarbonate was removed by extraction with dichloromethane and then the aqueous solution was acidified with cold 1N HCl and immediately extracted with ethyl acetate (4×1000 mL). The combined ethyl acetate extract was

46

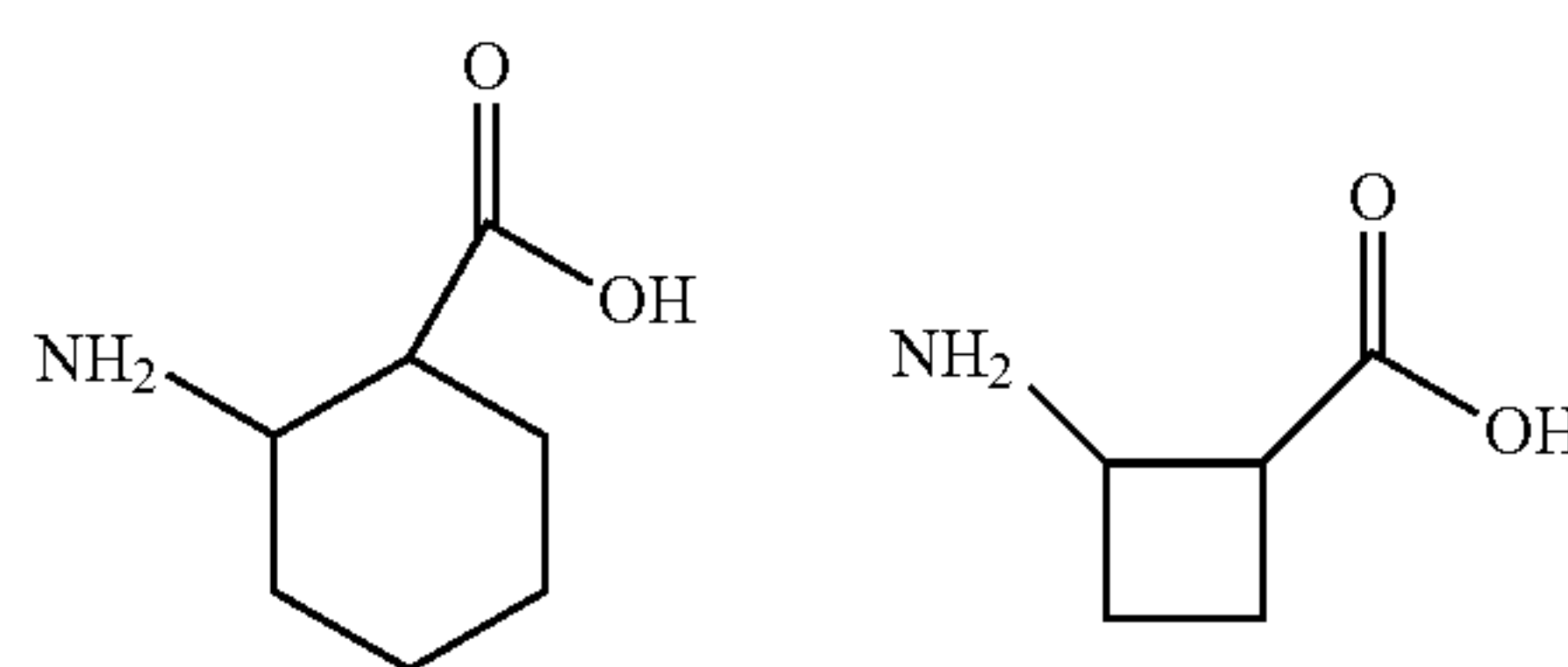
washed with brine, dried over anhyd. MgSO₄, filtered and concentrated on a rotary evaporator to give a thick oil 127.3 g, 90% crude yield that was stirred with n-hexane whereupon crystals of pure product formed, 95.65 g, 67%, mp 76-78° C., [α]_D²⁵ C.=−11.8° C. (c=2.4, EtOH). A second crop was obtained by concentration of the filtrate and dilution with hexane, 15.4 g, for a combined yield of 111.05 g, 78%. ¹H NMR (acetone D₆) 300 MHz 11.7 (brs, 1H), 6.05 (brs 1H), 3.35 (m, 1H), 3.22 (m, 1H), 2.50 (m, 1H), 1.45(s, 9H), 1.19 (d, J=7.3 Hz, 3H); ¹³C NMR (acetone D₆) 177.01, 79.28, 44.44, 40.92, 29.08, 15.50. Elemental analysis calc'd. for C₉H₁₇NO₄: C, 53.19, H, 8.42; N, 6.89. Found: C, 53.36; H, 8.46; N, 6.99.

I. Preparation of N-4-Methoxybenzyloxycarbonyl α -Methyl β -Alanine

A solution of N-4-methoxybenzyloxycarbonyl α -methyl β -alanine methyl ester (2.81 g, 10.0 mmol) in 30 mL of 25% aqueous methanol was treated with lithium hydroxide (1.3 equivalents) at room temperature for a period of 2 h. The solution was concentrated in vacuo and the residue taken up in a mixture of water and ether and the phases separated and the organic phase discarded. The aqueous phase was acidified with aqueous potassium hydrogen sulfate to pH=1.5 and then extracted three times with ether. The combined ethereal phase was washed with saturated aqueous sodium chloride solution, dried over anhydrous magnesium sulfate, filtered and concentrated in vacuo to give 2.60 g, 97% of N-4-Methoxybenzyloxycarbonyl α -methyl β -alanine (N-Moz-AMBA) which was purified by recrystallization from a mixture of ethyl acetate and hexane to give 2.44 g, 91% of pure product, mp 96-97° C., MH+=268. ¹H NMR (D₆-acetone/300 MHz) 1.16 (3H, d, J=7.2Hz), 2.70 (1H, m), 3.31 (2H, m), 3.31 (3H, s), 4.99 (2H, s), 6.92 (2H, 4, J=8.7 Hz), 7.13 (2H, d, J=8.7 Hz).

EXAMPLE 8

Utilizing generally the procedure set forth in Example 7, the following β -amino acid compounds were prepared.



EXAMPLE 9

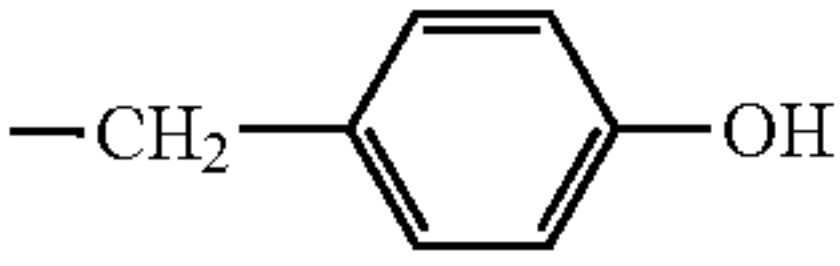
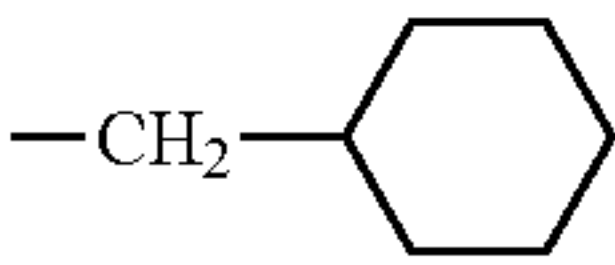
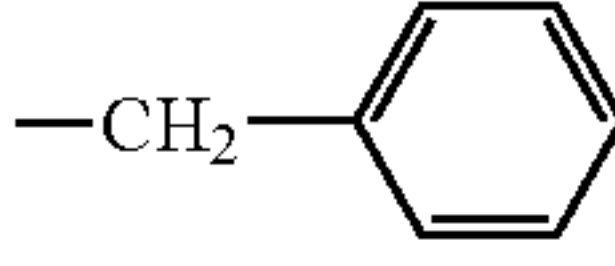
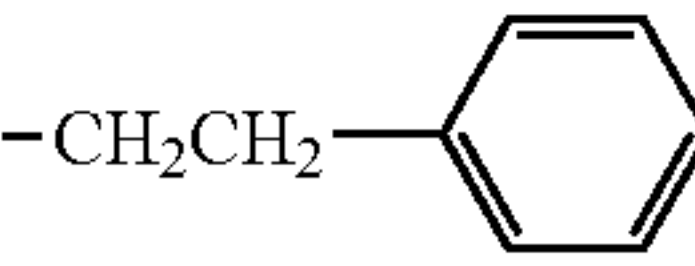
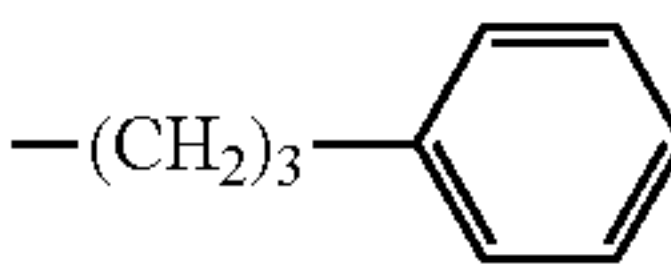
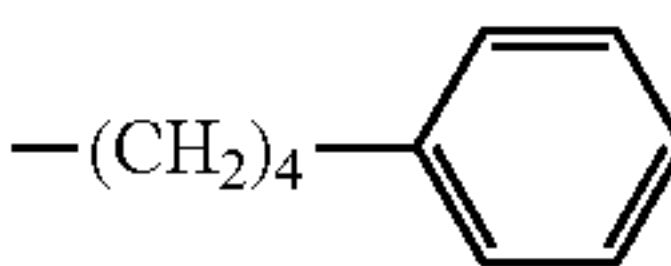
Following generally the procedure of Example 7, the β -amino acids set forth in Table 2 were prepared.

TABLE 2

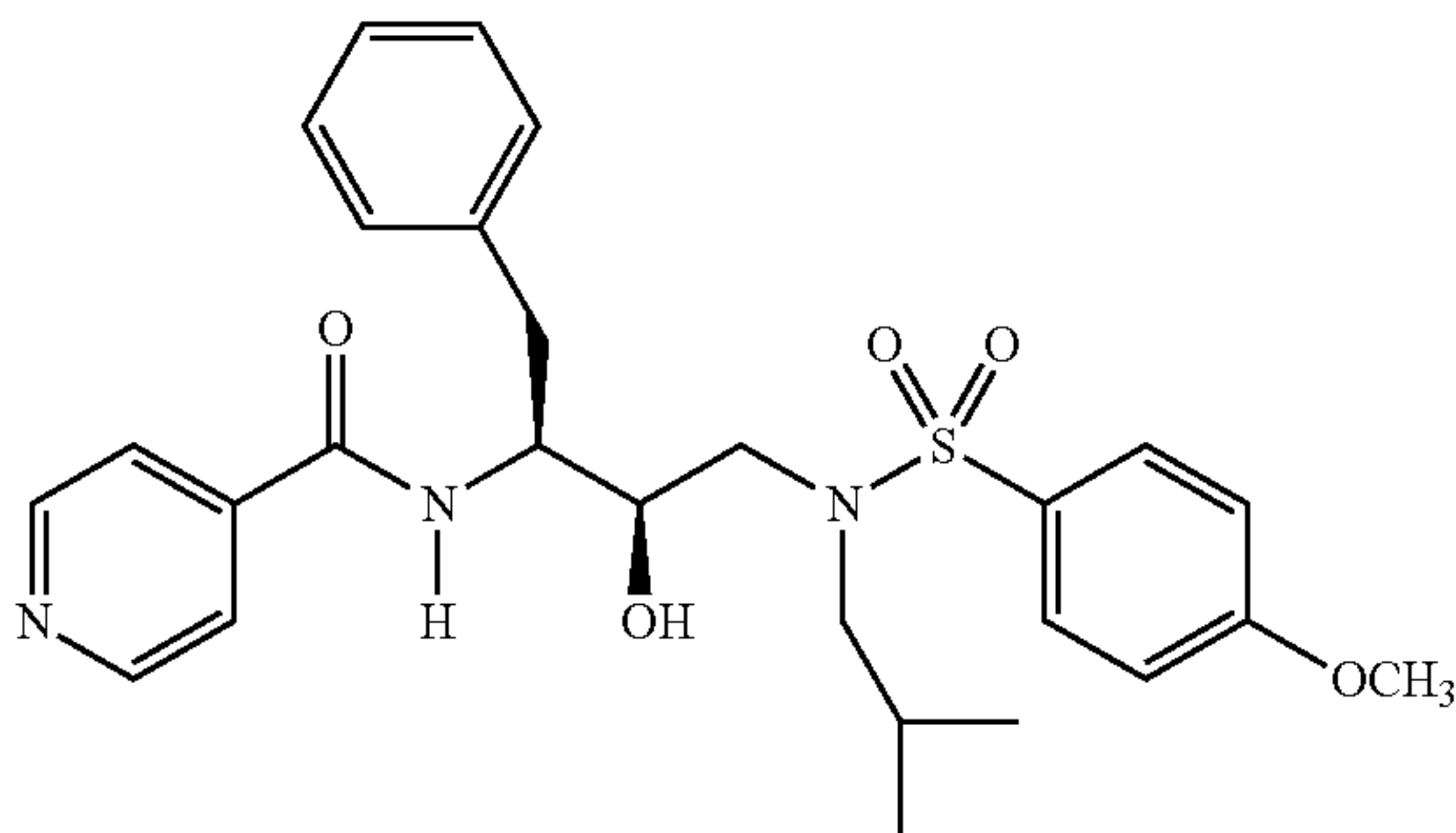
Entry	R ¹	R ^{1'}	R ^{1''}
1	—CH ₃	H	H
2	—CH(CH ₃) ₂	H	H
3	—C(CH ₃) ₃	H	H

47

TABLE 2-continued

Entry	R ¹	R ^{1'}	R ^{1''}
4	H	H	H
5	H	—CH ₃	H
6	H	—CH ₃	—CH ₃
7	H	H	—CO ₂ CH ₃
8	H	H	—CONH ₂
9	—CH ₂ CH ₃	H	H
10	—CH ₂ CH(CH ₃) ₂	H	H
11	—CH ₂ CH ₆ H ₅	H	H
12		H	H
13		H	H
14	—CH ₂ COOH	H	H
15	H	—CH(CH ₃) ₂	H
16	H	—CH ₂ CH(CH ₃) ₂	H
17	H		H
18	H		H
19	H		H
20	H		H
21	H	—(CH ₂) ₃ CH(C ₆ H ₅) ₂	H

EXAMPLE 10A



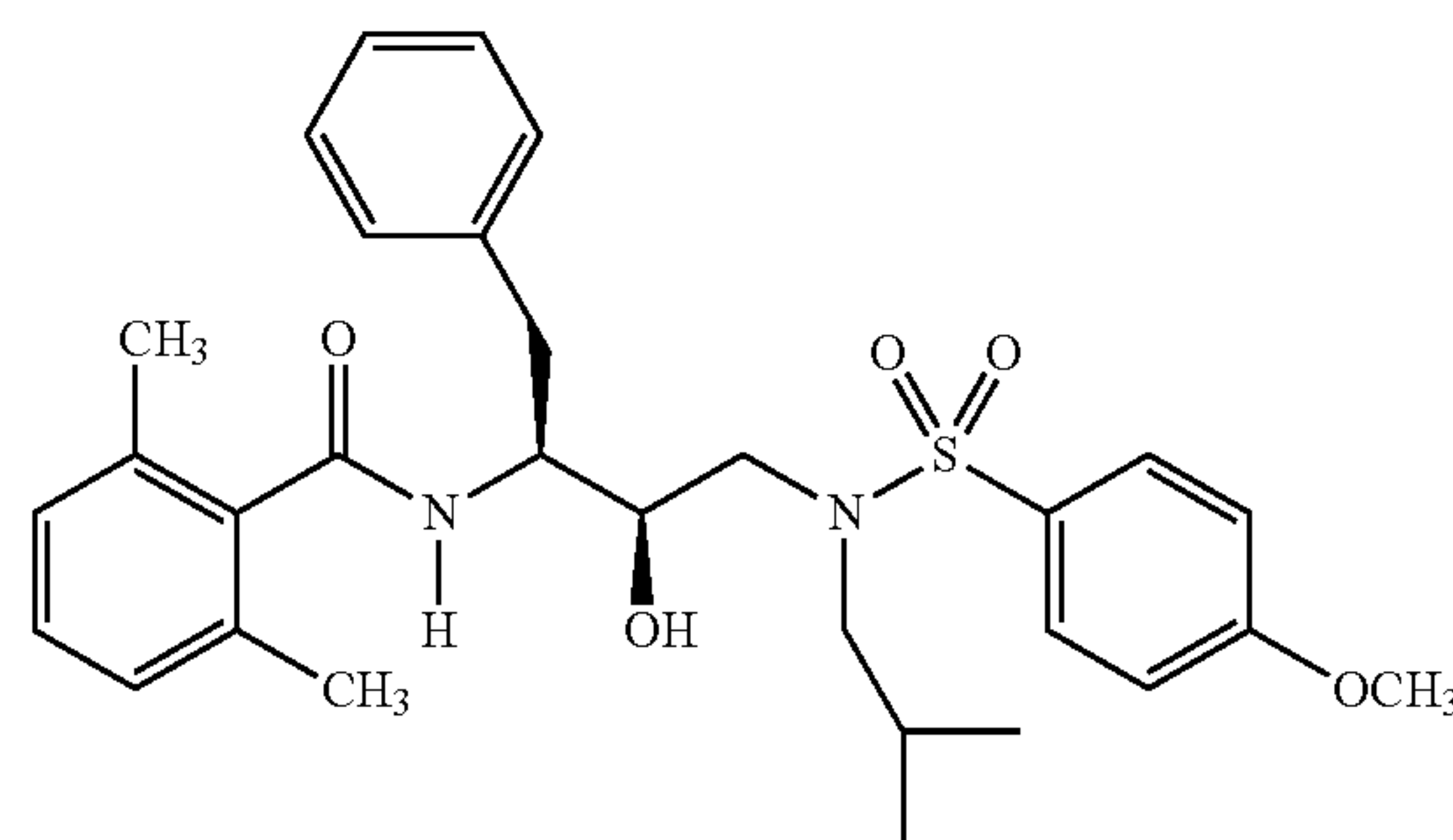
Preparation of 4-Pyridinecarboxamide, N-[2R-hydroxy-3-[(4-methoxyphenyl)sulfonyl](2-methylpropyl)amino]-1S-(phenylmethyl)propyl

To a solution of 231 mg (0.57 mmol) of 2R-hydroxy-3-[(2-methylpropyl)(4-methoxyphenyl)sulfonyl] amino-1S-(phenylmethyl)propylamine in 3 mL of methylene chloride at O

48

C, was added 288 mg(2.85 mmol) of triethylamine and then 112 mg(0.63 mmol) of isonicotinoyl chloride hydrochloride. After 19 hours at room temperature, the solvent was removed, ethyl acetate added, then washed with saturated sodium bicarbonate, brine, dried with magnesium sulfate, filtered and concentrated to afford 290 mg of crude product. This was chromatographed on silica gel using 3-5% isopropanol/methylene chloride as eluent to afford 190 mg of the desired compound; mass spectrum calc. for C₂₇H₃₄N₃O₅S (M+H) 512.2219; found 512.2280.

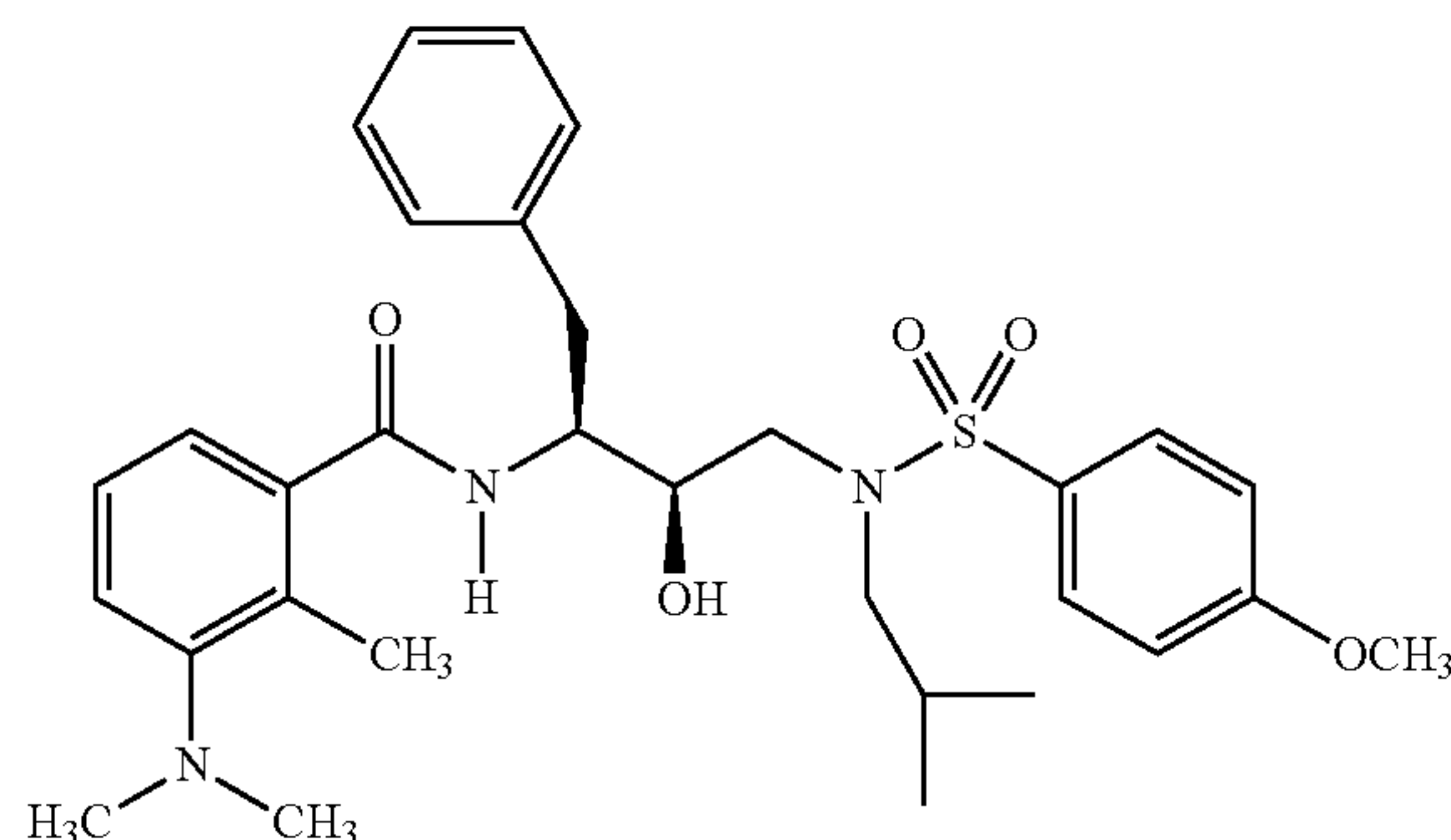
EXAMPLE 10B



Preparation of Benzamide, N-[2R-hydroxy-3-[(4-methoxyphenyl)sulfonyl](2-methylpropyl)amino]-1S-(phenylmethyl)propyl-2,6-dimethyl

To a solution of 83 mg (0.55 mmol) of 2,6-dimethylbenzoic acid and 125 mg (0.82 mmol) of N-hydroxybenzotriazole in 3 mL of anhydrous DMF at O C was added 117 mg (0.61 mmol) of 1-(3-dimethylaminopropyl)-3-ethylcarbodiimide hydrochloride. After 2 hours at O C, 203 mg (0.50 mmol) of 2R-hydroxy-3-[(2-methylpropyl)(4-methoxyphenyl)sulfonyl]amino-1S-(phenylmethyl)propylamine was added. After 22 hours at room temperature, the solvent was removed in vacuo, ethyl acetate added, then washed with saturated sodium bicarbonate, brine, dried over magnesium sulfate, filtered and concentrated to afford 300 mg of crude product. Chromatography on silica gel using 20-50% ethyl acetate/hexane afforded 37 mg of the desired product; mass spectrum calcd for C₃₀H₃₈N₂O₅S (M+H) 539.2580; found 539.2632.

EXAMPLE 10C



To a solution of 231 mg (0.57 mmol) of 2R-hydroxy-3-[(2-methylpropyl)(4-methoxyphenyl)sulfonyl] amino-1S-(phenylmethyl)propylamine in 3 mL of methylene chloride at O

49

Preparation of Benzamide, N-[2R-hydroxy-3-[[4-methoxyphenyl)sulfonyl](2-methylpropyl)amino]-1S-(phenylmethyl)propyl]-2-methyl

Part A. Preparation of 4-Nitro-2-methylbenzoic Acid.

A mixture of 1.0 g (3.8 mmol) of 2-iodo-nitrotoluene, 2.1 g (15.2 mmol) potassium carbonate and 27 mg (0.038 mmol) of palladium(II) dichloride bis(triphenylphosphine) in a mixture of 5 mL of water and 10 mL of N,N-dimethylformamide. This was placed in a Fisher/Porter bottle under 15 psig of carbon monoxide and heated at 70° C. for 16 hours. The solution became homogeneous when heated. The reaction was cooled, diethyl ether and water was added, the organic layer separated and discarded. The aqueous layer was acidified with 1N hydrochloric acid, extracted with ethyl acetate, washed with water, brine, dried over magnesium sulfate, filtered and concentrated to yield 0.5 g of crude material. This dissolved in ethyl acetate, hexane added and the resulting brown solid discarded. The filtrate was concentrated, and then recrystallized from diethyl ether/hexane to afford 215 mg of 4-nitro-2-methylbenzoic acid, m/e=182 (M+H).

Part B. Preparation of Benzamide, N-[2R-hydroxy-3-[[4-methoxyphenyl)sulfonyl](2-methylpropyl)amino]-1S-(phenylmethyl)propyl]-2-methyl-4-nitro.

To a solution of 181 mg (1.0 mmol) of 4-nitro-2-methylbenzoic acid and 230 mg (1.5 mmol) N-hydroxybenzotriazole in 3 mL of anhydrous N,N-dimethylformamide at 0° C., was added 211 mg (1.1 mmol) of 1-(3-dimethylaminopropyl)-3-ethylcarbodiimide hydrochloride. After stirring at 0° C. for 1 hour, 406 mg (1 mmol) of 2R-hydroxy-3-[(2-methylpropyl)(4-methoxyphenyl)sulfonyl]amino-1S-(phenylmethyl)propylamine was added. After 17 hours at room temperature, the solvent was removed under reduced pressure, ethyl acetate added, washed with 5% citric acid, saturated sodium bicarbonate, brine, dried with magnesium sulfate, filtered and concentrated to yield 0.55 g of crude product. This was chromatographed on silica gel using 20-50% ethyl acetate/hexane as eluent to afford 0.49 g of the desired benzamide, N-[2R-hydroxy-3-[[4-methoxyphenyl)sulfonyl](2-methylpropyl)amino]-1S-(phenylmethyl)propyl]-2-methyl-4-nitro, m/e=570(M+H).

Part C. Preparation of Benzamide, N-[2R-hydroxy-3-[[4-methoxyphenyl)sulfonyl](2-methylpropyl)amino]-1S-(phenylmethyl)propyl]-2-methyl-4-amino.

A solution of 400 mg (0.70 mmol) of benzamide, N-[2R-hydroxy-3-[[4-methoxyphenyl)sulfonyl](2-methylpropyl)amino]-1S-(phenylmethyl)propyl]-2-methyl-4-nitro from part B in 20 mL of methanol was hydrogenated over 0.2 g of 10% palladium on carbon catalyst under 50 psig of hydrogen for 2.5 hours. The catalyst was removed by filtration and the solution concentrated to afford 370 mg of the desired benzamide, N-[2R-hydroxy-3-[[4-methoxyphenyl)sulfonyl](2-methylpropyl)amino]-1S-(phenylmethyl)propyl]-2-methyl-4-amino, m/e=540(M+H).

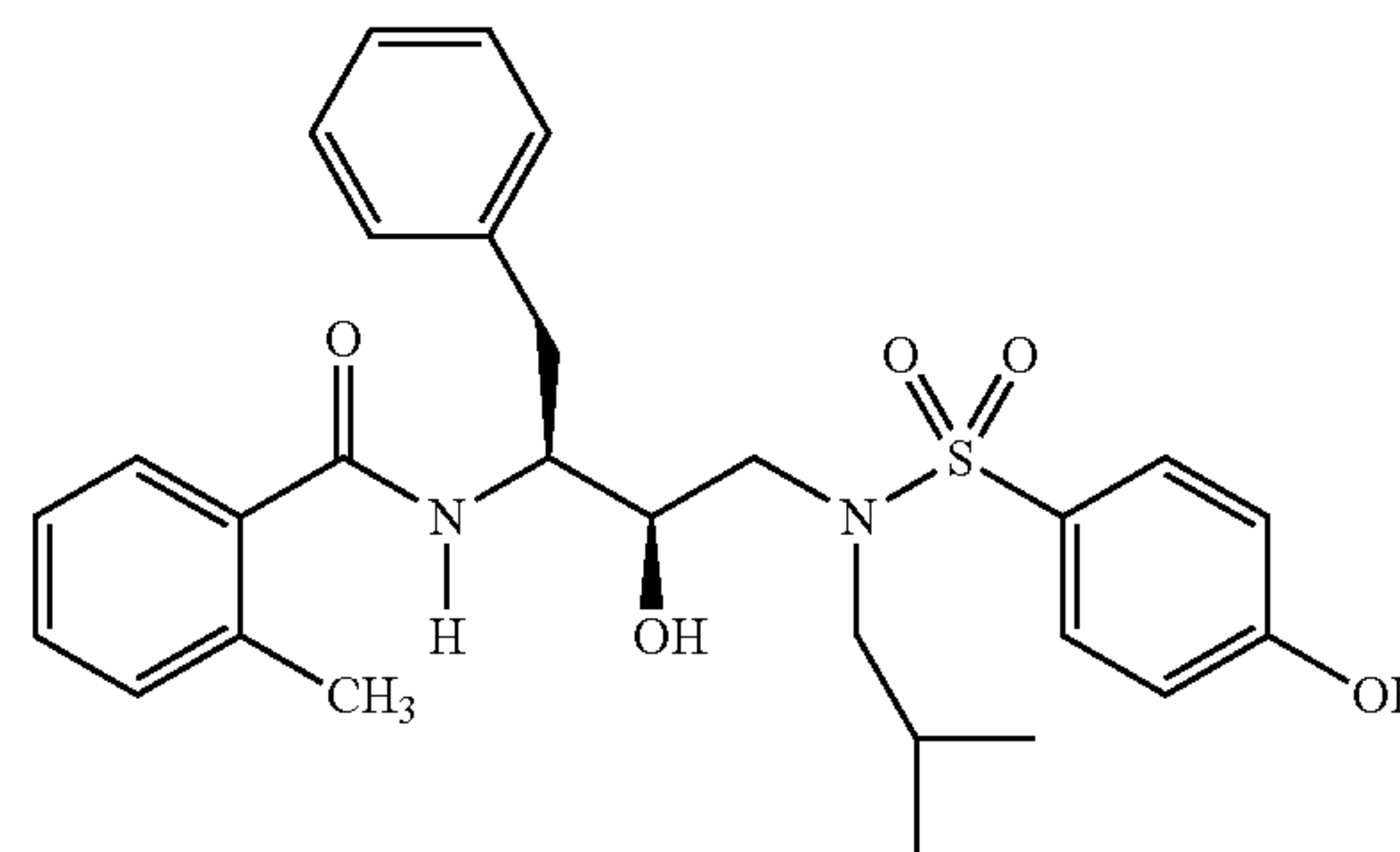
Part D. Preparation of Benzamide, N-[2R-hydroxy-3-[[4-methoxyphenyl)sulfonyl](2-methylpropyl)amino]-1S-(phenylmethyl)propyl]-2-methyl-4-dimethylamino.

A solution of 0.17 g (0.31 mmol) of benzamide, N-[2R-hydroxy-3-[[4-methoxyphenyl)sulfonyl](2-methylpropyl)amino]-1S-(phenylmethyl)propyl]-2-methyl-4-amino from part C in 5 mL of methanol and 0.20 mL of 37% aqueous formaldehyde was hydrogenated over 90 mg of 10% palladium on carbon under 15 psig of hydrogen for 16 hours. The catalyst was removed by filtration, the solvents removed under reduced pressure to afford 0.16 g of crude material. Chromatography on silica gel using 50% ethyl acetate as eluent afforded 0.12 g of the desired benzamide, N-[2R-

50

hydroxy-3-[[4-methoxyphenyl)sulfonyl](2-methylpropyl)amino]-1S-(phenylmethyl)propyl]-2-methyl-4-dimethylamino, m/e=568(M+H).

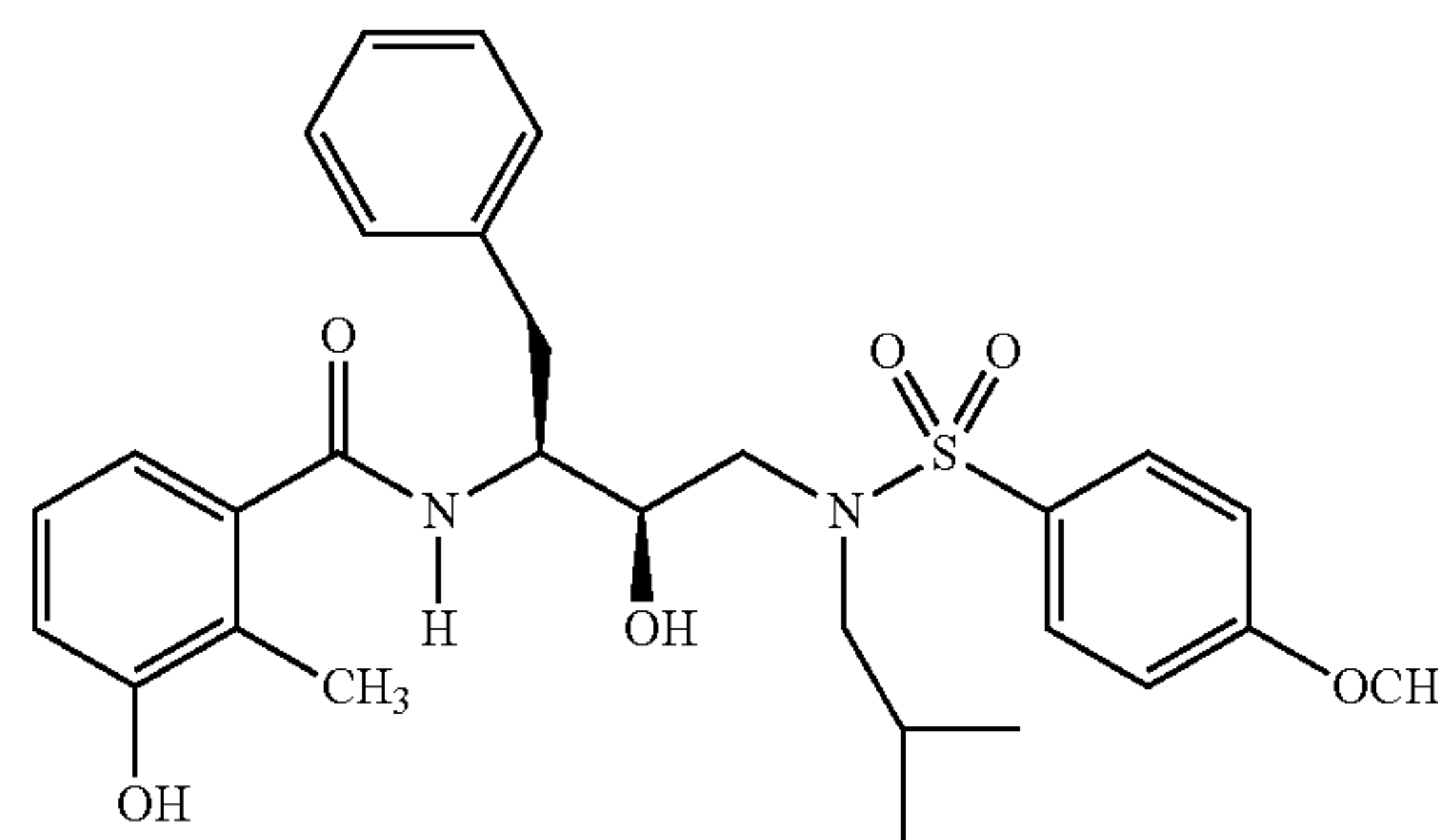
EXAMPLE 10D



Preparation of Benzamide, N-[2R-hydroxy-3-[[4-hydroxyphenyl)sulfonyl](2-methylpropyl)amino]-1S-(phenylmethyl)propyl]-2-methyl

To a solution of 500 mg (1 mmol) of 2R-hydroxy-3-[(2-methylpropyl)(4-hydroxyphenyl)sulfonyl]amino-1S-(phenylmethyl)propylamine in 2 mL of methylene chloride and 2 mL of N,N-dimethylformamide, was added 0.42 mL of triethylamine, followed by 0.12 mL of ortho-toluoyl chloride. After 17 hours, the solvent was removed under reduced pressure, the residue dissolved in ethyl acetate, was with 5% citric acid, saturated sodium bicarbonate and brine, dried over anhydrous magnesium sulfate, filtered and concentrated to afford 490 mg of crude material. This was chromatographed over 100 g of silica gel using 20-50% ethyl acetate/hexane as eluent to afford 232 mg of the desired product, m/e=511(M+H).

EXAMPLE 10E



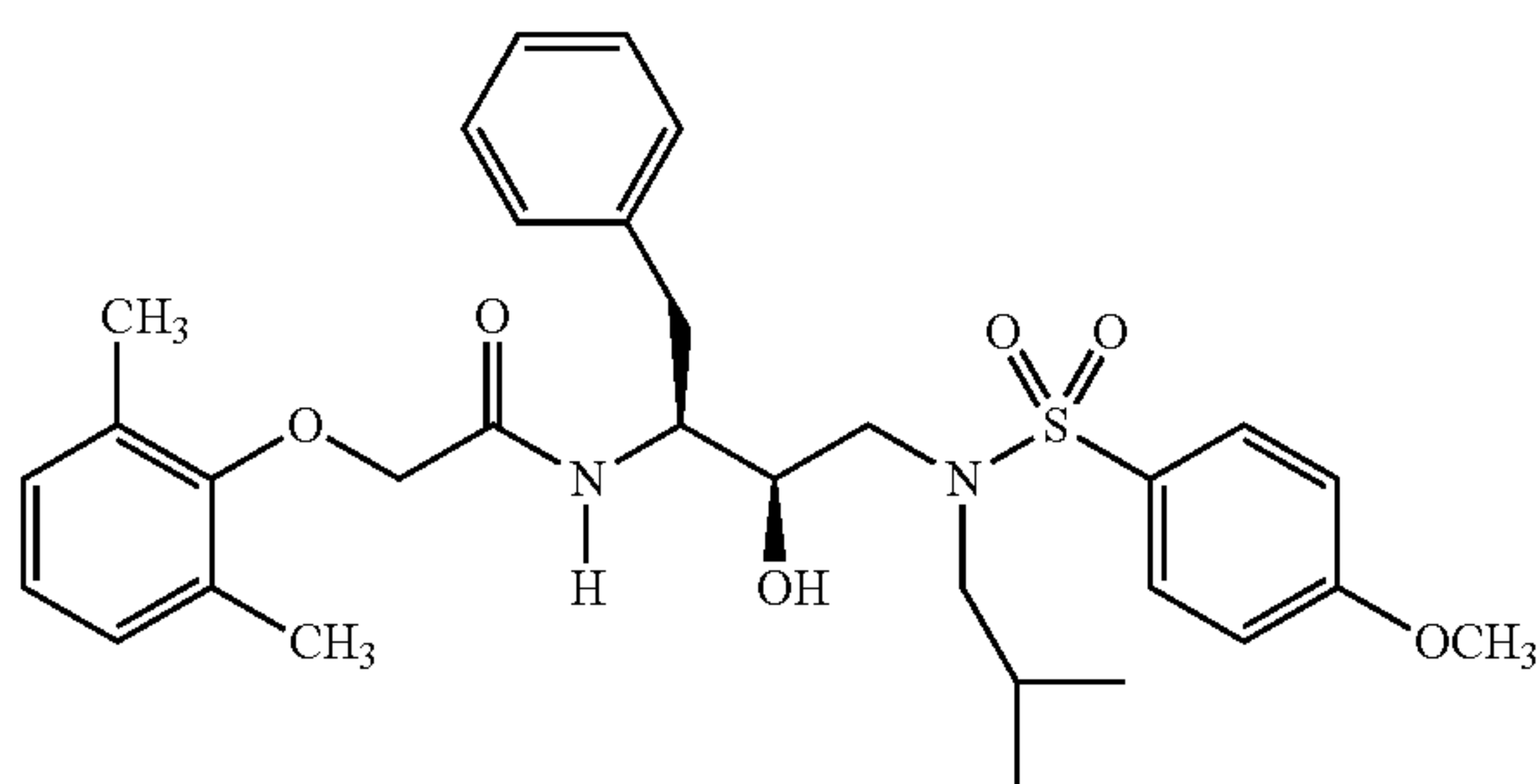
Preparation of Benzamide, N-[2R-hydroxy-3-[[4-methoxyphenyl)sulfonyl](2-methylpropyl)amino]-1S-(phenylmethyl)propyl]-3-hydroxy-2-methyl

To a solution of 131 mg (0.86 mmol) of 3-hydroxy-2-methylbenzoic acid and 305 mg (0.75 mmol) of N-hydroxybenzotriazole in 4 mL of anhydrous N,N-dimethylformamide at 0° C., was added 165 mg (0.86 mmol) of EDC. After 20 minutes of activation at 0° C. and 1 hour at room temperature,

51

305 mg (0.75 mmol) of 2R-hydroxy-3-[(2-methylpropyl)(4-methoxyphenyl)sulfonyl]amino-1S-(phenylmethyl)propylamine was added. After 15 hours at room temperature, ethyl acetate was added, washed with 5% citric acid, saturated sodium bicarbonate, brine, dried, filtered and concentrated to afford 460 mg of crude material. This was chromatographed on silica gel using 0-35% ethyl acetate/methylene chloride as eluent to afford 250 mg of pure benzamide, N-[2R-hydroxy-3-[(4-methoxyphenyl)sulfonyl](2-methylpropyl)amino]-1S-(phenylmethyl)propyl]-3-hydroxy-2-methyl, m/e=547 (M+Li).

EXAMPLE 10F



Preparation of N-[2R-hydroxy-3-[(4-methoxyphenyl)sulfonyl](2-methylpropyl)amino]-1S-(phenylmethyl)propyl]-2,6-dimethylphenoxyacetamide

Part A: Preparation of 2,6-Dimethylphenoxyacetic acid

2,6-Dimethylphenol (6.1 g, 50.0 mmol), bromoacetic acid (6.9 g, 50.0 mmol) and 2.5 N aqueous sodium hydroxide (50.0 mL, 125.0 mmol) were refluxed in water (125 mL) for 4 hrs. Bromoacetic acid (6.9 g, 50.0 mmol) and 2.5 N aqueous sodium hydroxide (20.0 mL, 62.5 mmol) were added and the solution refluxed for an additional 16 hrs. The solution was cooled to room temperature and water (200 mL) was added. The pH of the solution was adjusted to 1.0 with concentrated aqueous hydrochloric acid. The resulting precipitate was collected and recrystallized from ethyl acetate/hexanes (1:9, 700 mL). 2,6-Dimethylphenoxyacetic acid (4.53 g, 25.1 mmol, 50%) was collected as a white crystalline solid. ¹H NMR (CD₃OD) δ 2.26 (s, 6H), 4.38 (s, 2H), 6.90-7.00 (m, 3H).

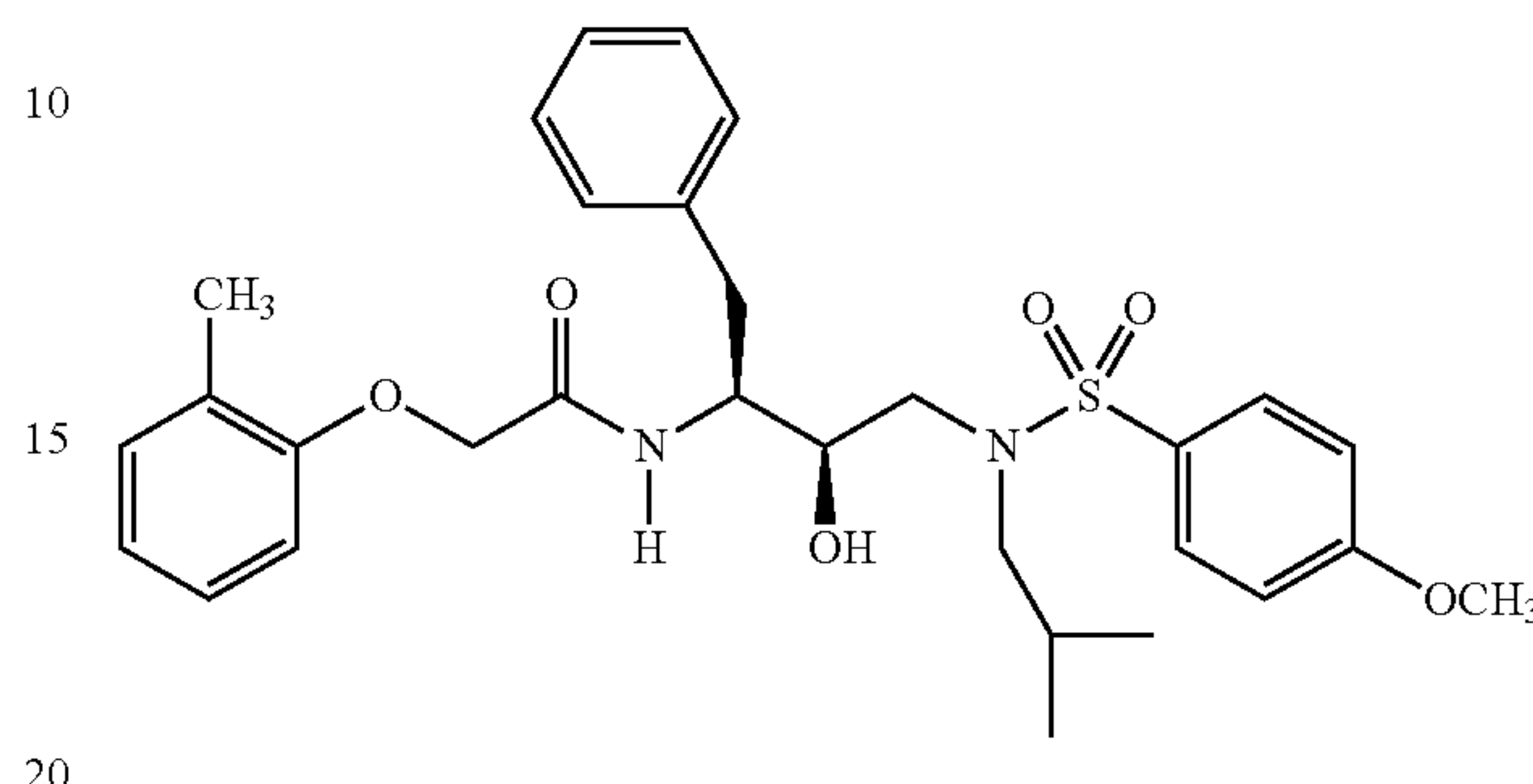
Part B: Preparation of N-[2R-hydroxy-3-[(4-methoxyphenyl)sulfonyl](2-methylpropyl)amino]-1S-(phenylmethyl)propyl]-2,6-dimethylphenoxyacetamide

To a solution of 180.1 mg (0.83 mmol) of 2,6-(dimethylphenoxy)acetic acid in 10 mL of anhydrous methylene chloride at room temperature, was added 114 mg (0.60 mmol) of EDC. After 15 minutes of activation, 203 mg of 2R-hydroxy-3-[(2-methylpropyl)(4-methoxybenzene)sulfonyl]amino-1S-(phenylmethyl)propylamine was added. After stirring at room temperature for 16 hours the solution was extracted with 5% citric acid, sodium bicarbonate, brine, dried over magnesium sulfate, filtered and concentrated to afford 244 mg of crude product. A quantity of this (15 mg)

52

was chromatographed on silica gel using 25% ethyl acetate/hexane to afford 8 mg of the desired compound, m/e=575(M+Li).

EXAMPLE 10G



Preparation of N-[2R-hydroxy-3-[(4-methoxyphenyl)sulfonyl](2-methylpropyl)amino]-1S-(phenylmethyl)propyl]-2-methylphenoxyacetamide

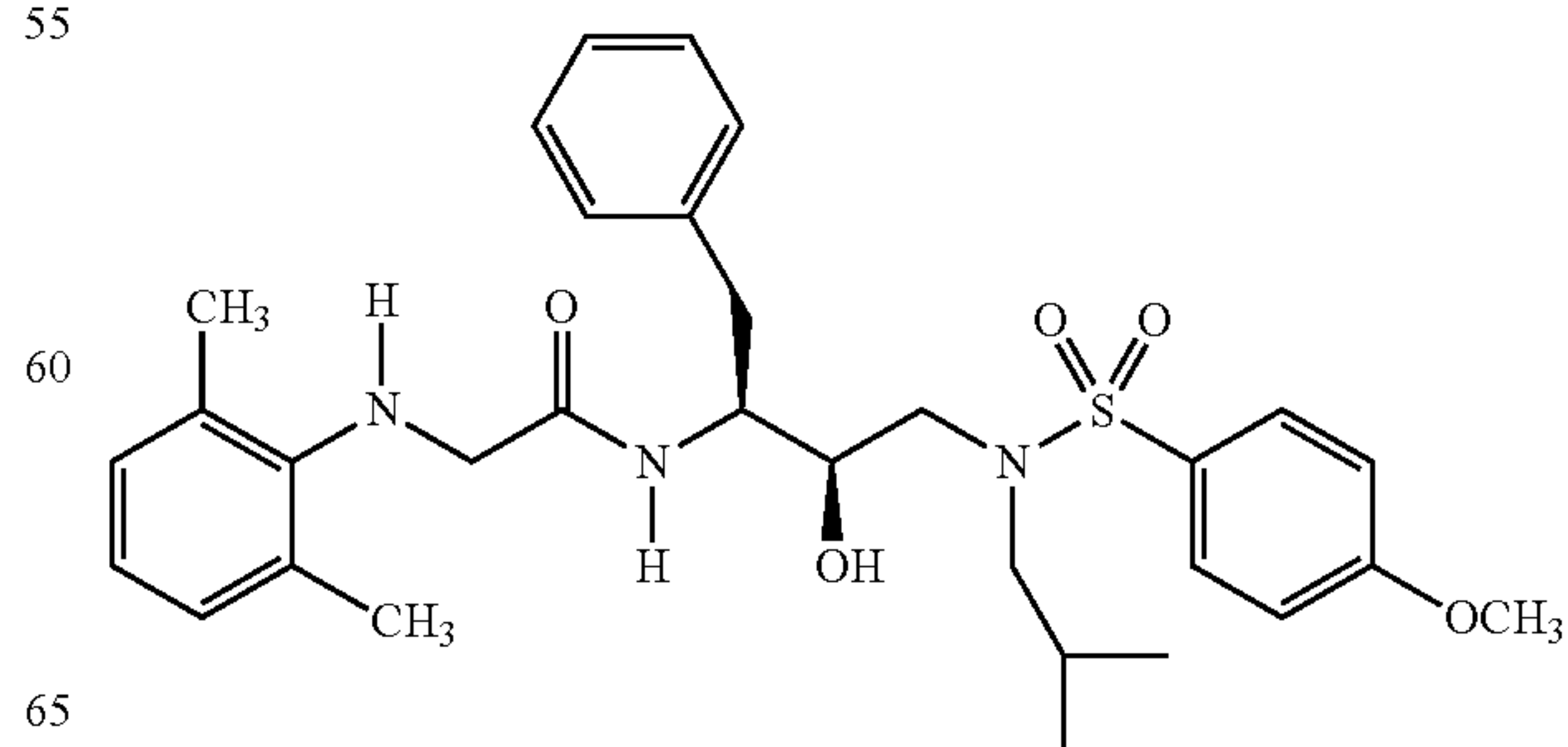
Part A: Preparation of 2-Methylphenoxyacetic Acid.

2-methylphenol (2.0 g, 18.4 mmol), bromoacetic acid (2.5 g, 18.4 mmol) and 2.5 N aqueous sodium hydroxide (25.0 mL, 62.55.0 mmol) refluxed for 16 hrs. The pH of the solution was adjusted to 1 with concentrated aqueous hydrochloric acid. The resulting precipitate was collected triturated with hexanes. The 2-methylphenoxyacetic acid (720 mg, 4.33 mmol, 25%) was collected as a white crystalline solid. ¹H NMR (CD₃OD) δ 2.43 (s, 3H), 4.65 (s, 2H) 6.70-7.10 (m, 4H).

Part B: Preparation of N-[2R-hydroxy-3-[(4-methoxyphenyl)sulfonyl](2-methylpropyl)amino]-1S-(phenylmethyl)propyl]-2-methylphenoxyacetamide

To a solution of 97 mg (0.59 mmol) of 2-(methylphenoxy)acetic acid in 5 mL of anhydrous methylene chloride at room temperature, was added 89.1 mg (0.55 mmol) of carbonyl diimidazole. After 15 minutes of activation, 200 mg (0.49 mmol) of 2R-hydroxy-3-[(2-methylpropyl)(4-methoxybenzene)sulfonyl]amino-1S-(phenylmethyl)propylamine was added. After stirring at room temperature for 15 hours the solution was extracted with 5% citric acid, sodium bicarbonate, brine, dried over magnesium sulfate, filtered and concentrated to afford crude product. This was chromatographed on silica gel using 25% ethyl acetate/hexane to afford 198 mg of the desired compound.

EXAMPLE 10H



53

Preparation of N-[2R-hydroxy-3-[[4-methoxyphenyl sulfonyl](2-methylpropyl)amino]-1S-(phenylmethyl)propyl]-2-(2,6-dimethylphenylamino)acetamide

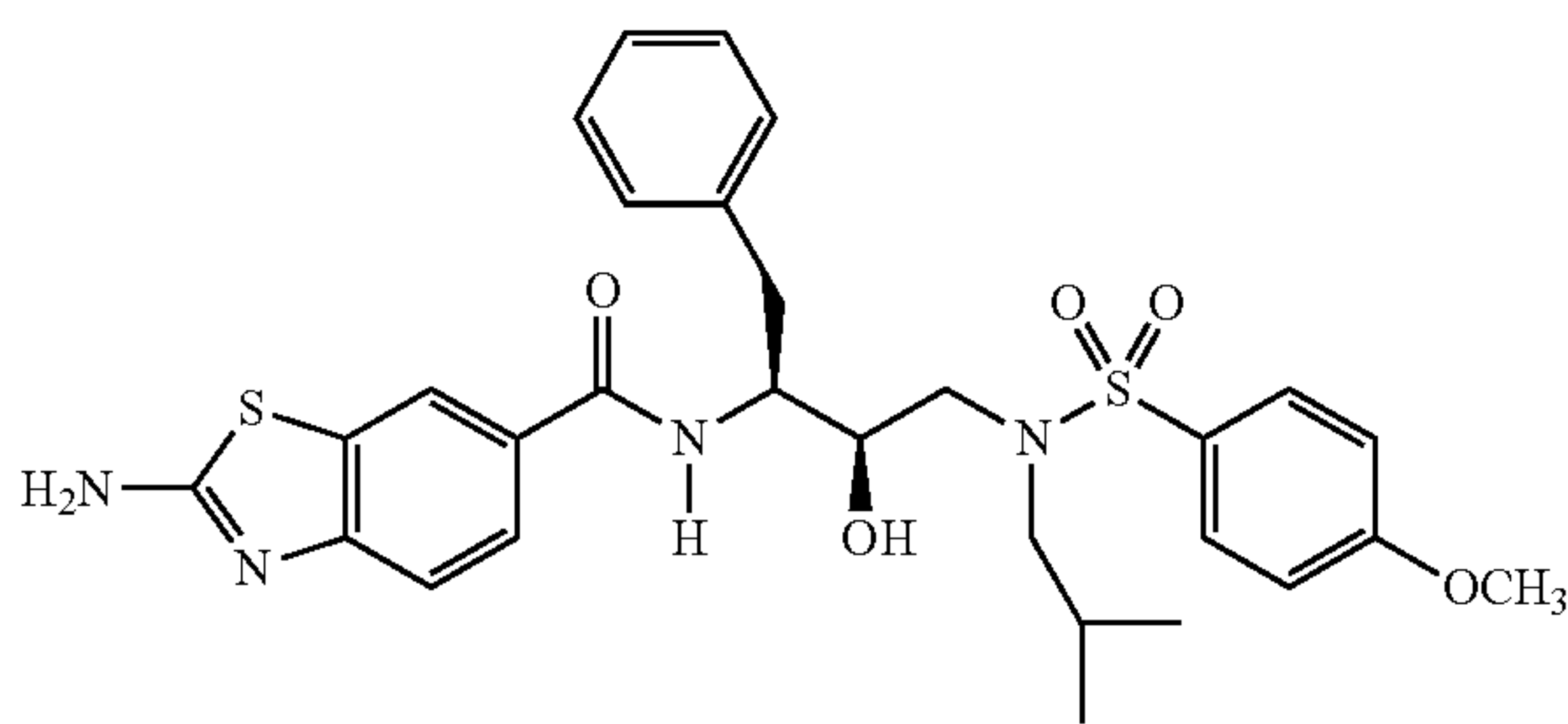
Part A: Preparation of N-(2,6 Dimethylphenyl)glycine.

2,6-Dimethylaniline (6.1 g, 50.4 mmol), and ethyl bromoacetate (8.4 g, 50.4 mmol) were refluxed neat for 10 min. The reaction mixture was cooled to room temperature and poured into dichloromethane (75 mL). A precipitated formed which was collected and triturated with dichloromethane (25 mL). N-(2,6-Dimethylphenyl)glycine hydrobromide salt (1.21 g, 4.6 mmol, 9.0%) was collected as a white crystalline solid. ¹H NMR (CD₃OD) δ 2.48 (s, 6H), 4.29 (s, 2H), 7.00-7.10 (m, 3H).

Part B: Preparation of N-[2R-hydroxy-3-[[4-methoxyphenyl)sulfonyl](2-methylpropyl)amino]-1S-(phenylmethyl)propyl]-2-(2,6-dimethylphenylamino) acetamide

To a solution of 100 mg (0.39 mmol) of N-(2,6-dimethylphenyl)glycine hydrobromide and 100 mg of triethylamine in 5 mL of anhydrous methylene chloride at room temperature, was added 74 mg (0.39 mmol) of EDC. After 15 minutes of activation, 157 mg (0.39 mmol) of 2R-hydroxy-3-[[2-methylpropyl)(4-methoxybenzene) sulfonyl] amino]-1S-(phenylmethyl)propylamine was added. After stirring at room temperature for 4 hours, an additional 100 mg of N-(2,6-dimethylphenyl)glycine and 74 mg of EDC was added. After stirring at room temperature for 16 hours, the solution was extracted with 5% citric acid, sodium bicarbonate, brine, dried over magnesium sulfate, filtered and concentrated to afford 206 mg of crude product. This was purified by chromatography on reverse phase using 20-90% acetonitrile/water (0.05% trifluoroacetic acid) to afford 75 mg of the desired compound, m/e=568 (M+H).

EXAMPLE 10I



Preparation of N-[2R-hydroxy-3-[[4-methoxyphenyl sulfonyl](2-methylpropyl)amino]-1S-(phenylmethyl)propyl]-2-amino-benzothiazole-6-carboxamide

Part A: Preparation of 2-Amino-6-Carboxy-Benzothiazole Ethyl Ester

A 100 ml round bottom flask equipped with magnetic stir bar and N₂ inlet was charged with 1.0 g of methyl p-aminobenzoate in 35 mL methanol. The solution was heated to reflux and 4.0 g of Cu^{II}SO₄ and 5.0 g of KSCN were added. The reaction mixture was refluxed 2 hours and then filtered. The filtrate was diluted with 60 mL of water and 20 mL of ethanol and heated to boiling. Upon cooling 1.15 g (78%) of 2-Amino-6-Carboxy-Benzothiazole Ethyl Ester was isolated, m/e=223(M+H).

54

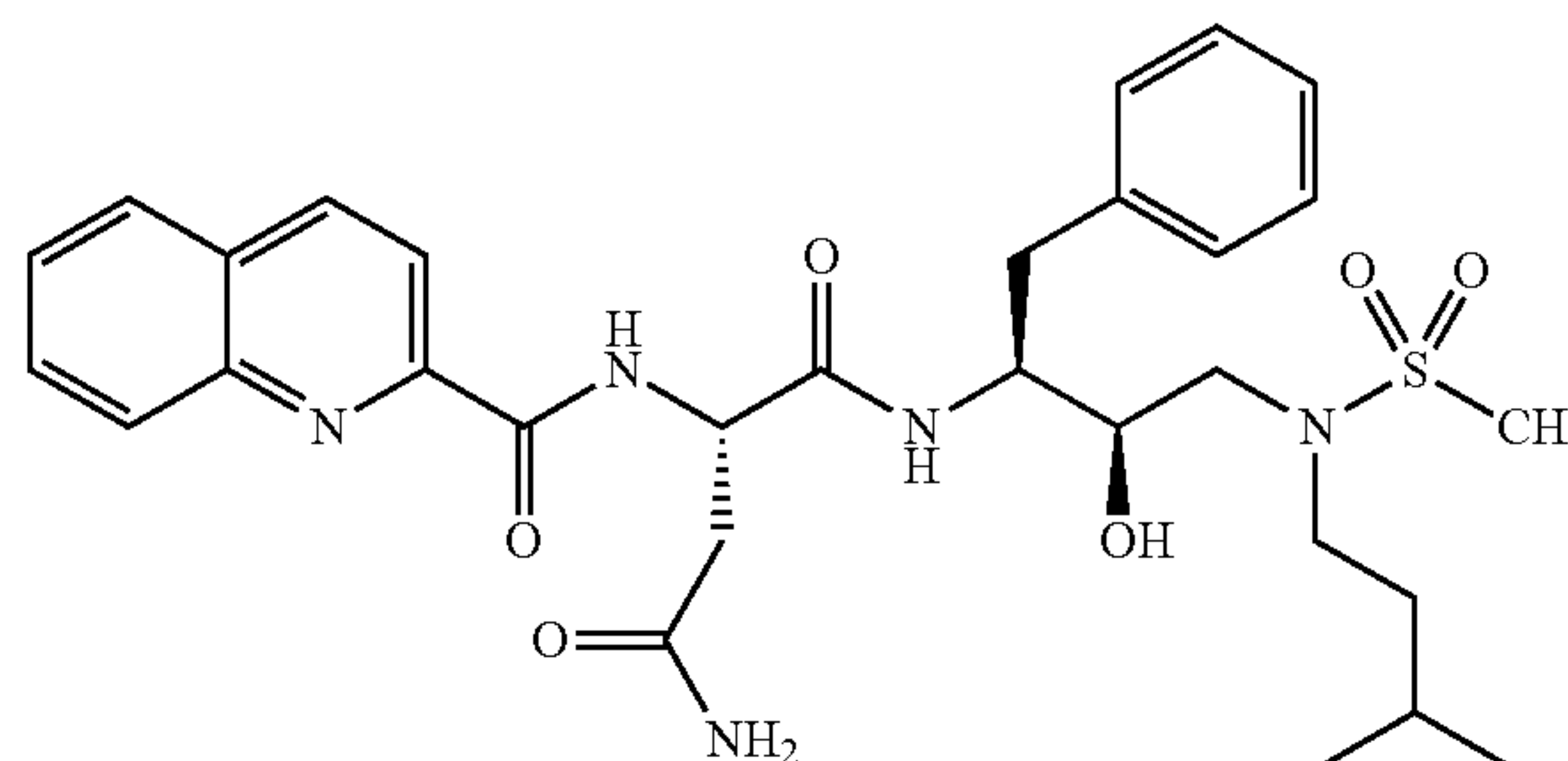
Part B: Preparation of 2-Amino-6-Carboxy-Benzothiazole.

A 50 mL round bottom flask equipped with magnetic stir bar was charged with 250 mg 2-Amino-6-Carboxy-Benzothiazole Ethyl Ester, 190 mg (4 eq.) LiOH in 3 mL dioxane and 3 mL water. The slurry was heated to 60° C. for 2 hours. After 2 hours the solution was acidified with 1N HCl and concentrated in vacuo to a light grey solid which was identified as 2-amino-6-carboxy-benzothiazole, m/e=195(M+H). It was used without further purification.

Part C: Preparation of N-[2R-hydroxy-3-[[4-methoxyphenyl sulfonyl](2-methylpropyl)amino]-1S-(phenylmethyl)propyl]-2-amino-benzothiazole-6-carboxamide

A 100 mL round bottom flask equipped with magnetic stir bar and N₂ inlet was charged with 110 mg 2-amino-6-carboxybenzothiazole, 110 mg EDC, and 100 mg HOBt in 4 mL dry DMF. After 30 minutes activation 203 mg amine (A) and 0.5 mL of triethylamine were added and the reaction was stirred overnight. The reaction was partitioned between ethyl acetate and saturated aqueous sodium bicarbonate. The combined organics were washed with 10% aqueous Citric Acid, water, saturated aqueous sodium bicarbonate, brine and concentrated in vacuo to 210 mg white foam, identified as the desired product, m/e=589(M+Li)

EXAMPLE 11A



Preparation of N1-[2R-hydroxy-3-[(3-methylbutyl)(methylsulfonyl)amino]-1S-(phenylmethyl)propyl]-2S-[(2-quinolyl)carbonyl]amino]butanediamide

Part A:

A solution of phenylmethyl [2R-hydroxy-3-[(3-methylbutyl)(methylsulfonyl)amino]-1S-(phenylmethyl)propyl]carbamate prepared as in Example 3 (100 mg) in methanol (10 mL) was hydrogenated over 10% palladium on carbon for 2 hours, filtered through diatomaceous earth and concentrated to give the product as an oil.

Part B:

A solution of N-CBZ-L-asparagine (61 mg, 0.23 mmol) and N-hydroxybenzotriazole (33 mg, 0.22 mmol) in DMF (2 mL) was cooled to 0° C. with an ice bath and then EDC (42 mg, 0.22 mmol) was added. The solution was stirred for 30 minutes at 0° C. and then the product of Part A (69 mg, 0.21 mmol) in DMF (2 mL) was added. After 30 minutes at 0° C. the reaction was allowed to warm to room temperature and stir for 16 hours. The reaction mixture was then poured into a 50% saturated aqueous solution of sodium bicarbonate (100 mL) and the resulting white precipitate collected by suction filtration, washed with water and dried in vacuo. The phenylmethyl [3-amino-1S-[[2R-hydroxy-3-[(3-methylbutyl)(methylsulfonyl)amino]-1S-(phenylmethyl)amino]carbonyl]-3-oxopropyl]carbamate was obtained as a white solid Anal.

55

Calcd. for $C_{28}H_{40}N_4O_7S \cdot 0.5 H_2O$: C, 57.42; H, 7.06; N, 9.57. Found: C, 57.72; H, 7.21; N, 9.24.

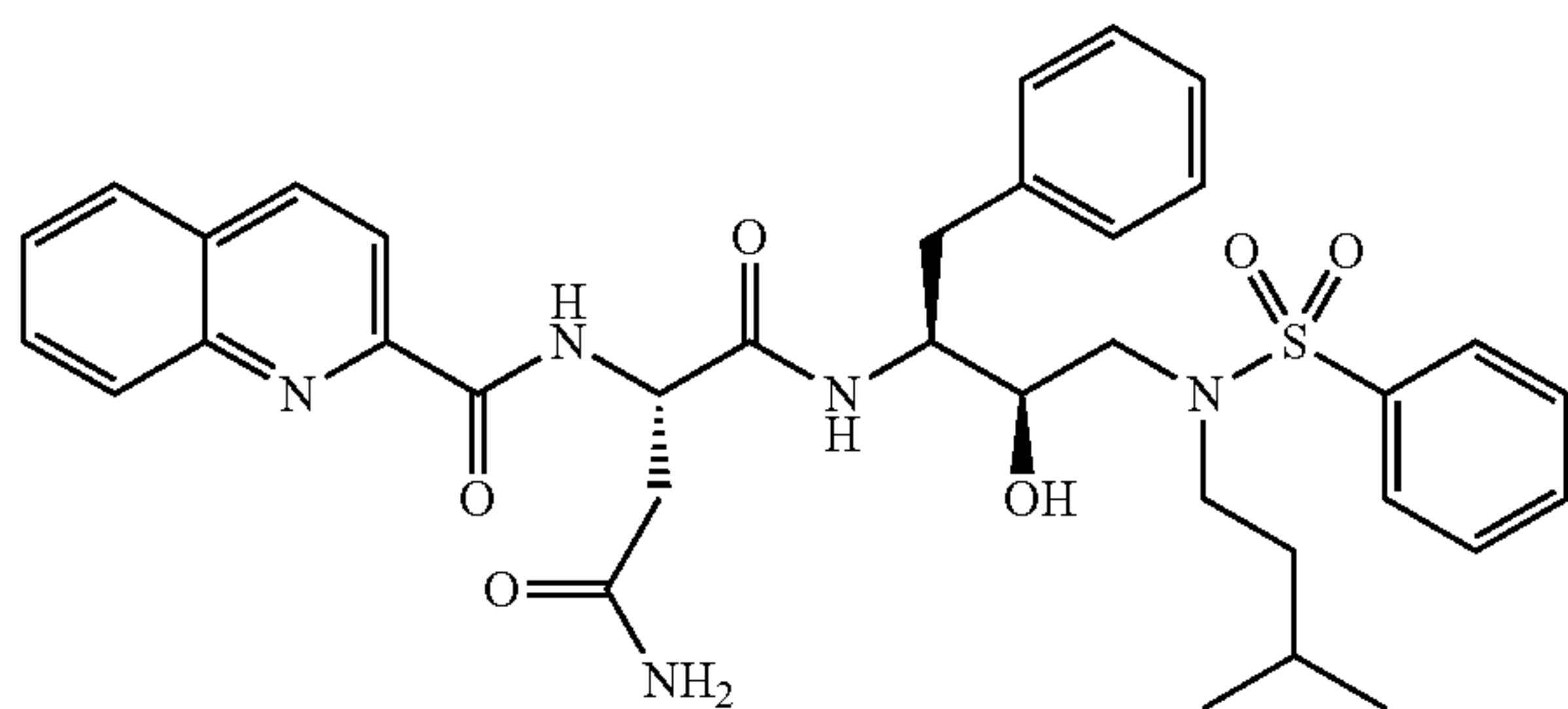
Part C:

A solution of phenylmethyl [3-amino-1S-[[2R-hydroxy-3-[(3-methylbutyl)(methylsulfonyl)amino]-1S-(phenylmethyl)amino]carbonyl]-3-oxopropyl]carbamate (135 mg, 0.23 mmol) in methanol (15 mL) was hydrogenated over 10% palladium on carbon for 6 hours, filtered through diatomaceous earth and concentrated to give the product as an oil.

Part D:

To a solution of the product from Part C (101 mg, 0.23 mmol) in DMF (5 mL) was added 2-quinoline carboxylic acid N-hydroxysuccinimide ester (67 mg, 0.25 mmol). The reaction was stirred at room temperature for 16 hours, then poured into a 50% saturated solution of sodium bicarbonate (60 mL). The resulting solid was collected by suction filtration washed with water and dried in vacuo. The N1-[2R-hydroxy-3-[(3-methylbutyl)(methylsulfonyl)amino]-1S-(phenylmethyl)propyl]-2S-[(2-quinolinylcarbonyl)amino]butanediamide was obtained as a white solid. Anal. Calcd. for $C_{30}H_{39}N_5O_6S \cdot 0.1 H_2O$: C, 58.52; H, 6.71; N, 11.37. Found: C, 58.34; H, 6.35; N, 11.13.

EXAMPLE 11B



Preparation of N1-[2R-hydroxy-3-[(3-methylbutyl)(phenylsulfonyl)amino]-1S-(phenylmethyl)propyl]-2S-[(2-quinolinylcarbonyl)amino]butanediamide

Part A:

The CBZ protected compound phenylmethyl [2R-hydroxy-3-[(3-methylbutyl)(phenylsulfonyl)amino]-1S-(phenylmethyl)propyl]carbamate (200 mg, 0.38 mmol) was deprotected by hydrogenation over 10% palladium on carbon and the resulting product obtained as an oil.

Part B:

The free amine from Part A was coupled with N-CBZ-L-asparagine (109 mg, 0.41 mmol) in the presence of N-hydroxybenzotriazole (63 mg, 0.41 mmol) and EDC (77 mg, 0.40 mmol) to give phenylmethyl [3-amino-1S-[[2R-hydroxy-3-[(3-methylbutyl)(phenylsulfonyl)amino]-1S-(phenylmethyl)amino]carbonyl]-3-oxopropyl]carbamate as a white solid. Anal. Calcd. for $C_{33}H_{42}N_4O_7S$: C, 62.05; H, 6.63; N, 8.77. Found: C, 61.86; H, 6.60; N, 8.64.

Part C:

The product of Part B (110 mg, 0.17 mmol) was deprotected by hydrogenation over 10% palladium on carbon to give the product as an oil.

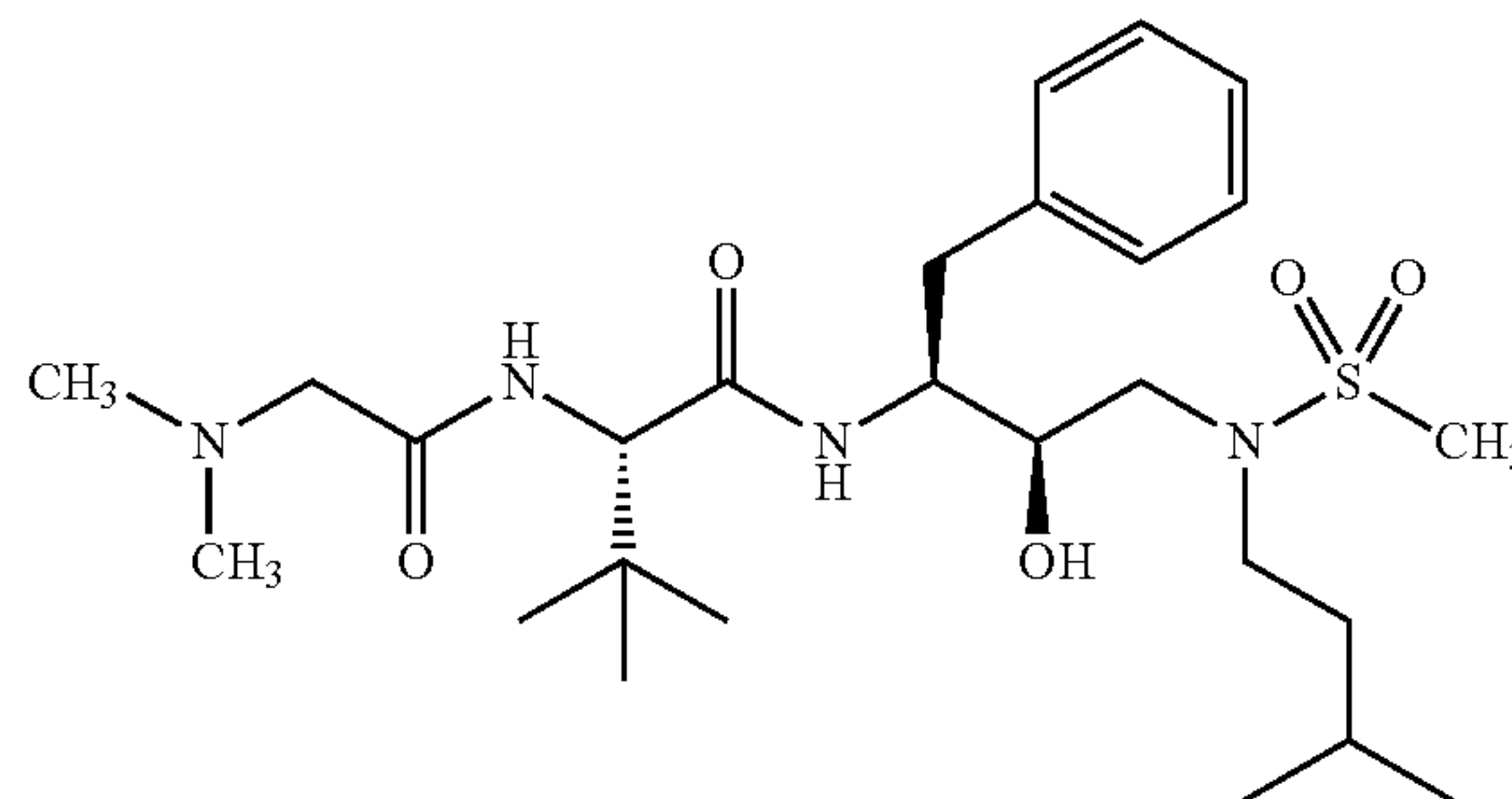
Part D:

The resulting free amine was coupled with 2-quinoline carboxylic acid N-hydroxysuccinimide ester (45 mg, 0.17 mmol) to give N1-[2R-hydroxy-3-[(3-methylbutyl)(phenylsulfonyl)amino]-1S-(phenylmethyl)propyl]-2S-[(2-quinolinylcarbonyl)amino]butanediamide as a white solid. Anal.

56

linylcarbonyl)amino]butanediamide as a white solid. Anal. Calcd. for $C_{35}H_{41}N_5O_6S$: C, 63.71; H, 6.26; N, 10.61. Found: C, 63.59; H, 6.42; N, 10.42.

EXAMPLE 12A



Preparation of 2S-[[[(dimethylamino)acetyl]amino]-N-[2R-hydroxy-3-[(3-methylbutyl)(methylsulfonyl)amino]-1S-(phenylmethyl)propyl]-3,3-dimethylbutanamide

Part A:

To a solution of N-CBZ-L-tert-leucine (100 mg, 0.38 mmol) and N-hydroxybenzotriazole (52 mg, 0.34 mmol) in DMF (3 mL) was added EDC (65 mg, 0.34 mmol). The solution was stirred for 60 minutes at room temperature and then the product of Example 10, Part A (105 mg, 0.32 mmol) in DMF (2 mL) was added. The reaction was stirred for 16 hours at room temperature, then poured into a 50% saturated solution of sodium bicarbonate (50 mL). The aqueous mixture was extracted twice with ethyl acetate (25 mL). The combined ethyl acetate layers were washed with water (25 mL) and dried over magnesium sulfate. Filtration and concentration produced an oil which was chromatographed on silica gel (50 gm) eluting with 2.5% methanol in dichloromethane. The phenylmethyl [1S-[[[2R-hydroxy-3-[(3-methylbutyl)(methylsulfonyl)amino]-1S-(phenylmethyl)propyl]amino]carbonyl]-2,2-dimethylpropyl]carbamate was obtained as a gummy solid. Anal. Calcd. for $C_{30}H_{45}N_3O_6S \cdot 2.2 H_2O$: C, 58.55; H, 8.09; N, 6.83. Found: C, 58.38; H, 7.77; N, 7.10.

Part B:

A solution of phenylmethyl [1S-[[[2R-hydroxy-3-[(3-methylbutyl)(methylsulfonyl)amino]-1S-(phenylmethyl)propyl]amino]carbonyl]-2,2-dimethylpropyl]carbamate (100 mg, 0.17 mmol) in methanol (10 mL) was hydrogenated over 10% palladium on carbon for 2 hours. The reaction was filtered through diatomaceous earth and concentrated to an oil.

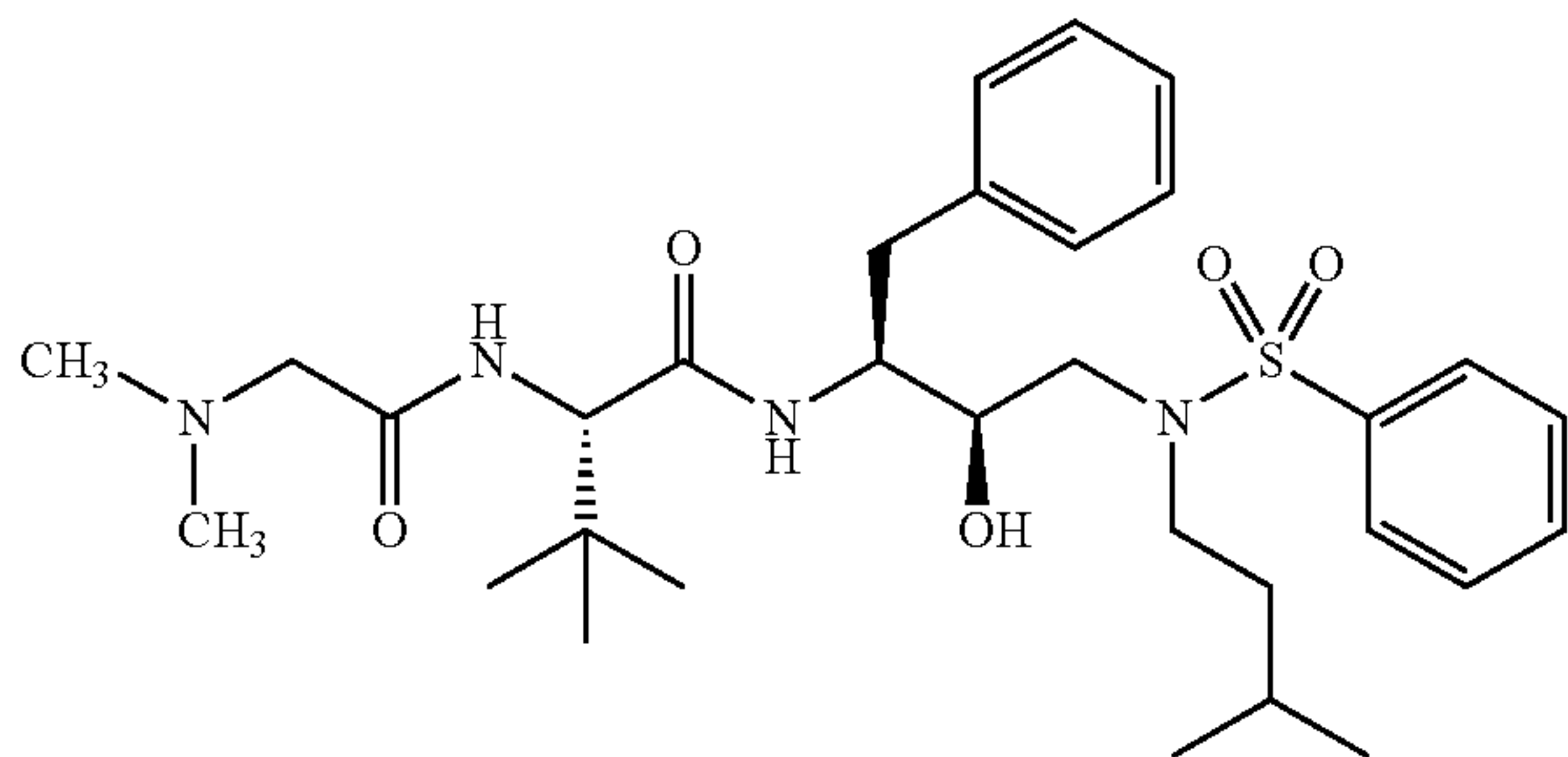
Part C:

N,N-dimethylglycine (20 mg, 0.19 mmol), N-hydroxybenzotriazole (28 mg, 0.18 mmol) and EDC (35 mg, 0.18 mmol) were stirred in DMF (4 mL) at room temperature for 40 minutes. The product from Part B in DMF (4 mL) was added and the reaction mixture stirred for 16 hours, then poured into a 50% saturated sodium bicarbonate solution (50 mL). The aqueous mixture was extracted three times with dichloromethane (30 mL) which in turn were washed with water (30 mL) and dried over magnesium sulfate. Filtration and concentration afforded an oil. The oil was chromatographed on silica gel (50 gm) eluting initially with 2.5% methanol in dichloromethane (400 mL) and then with 5% methanol in dichloromethane. The 2S-[[[(dimethylamino)acetyl]amino]-N-[2R-hydroxy-3-[(3-methylbutyl)(methylsulfonyl)amino]-1S-(phenylmethyl)propyl]-3,3-dimethylbutanamide was

57

obtained as a white solid Anal. Calcd. for $C_{26}H_{46}N_4O_5S$
 $\diamond 0.5 CH_2Cl_2$: C, 56.04; H, 8.34; N, 9.87. Found: C, 56.06; H,
 8.36; N, 9.70.

EXAMPLE 12B



Preparation of 2S-[[[(dimethylamino)acetyl]amino]-
 N-[2R-hydroxy-3-[(3-methylbutyl)(phenylsulfonyl)
 amino]-1S-(phenylmethyl)propyl]-3,3-dimethylbuta-
 neamide

Part A:

To a solution of N-CBZ-L-tert-leucine (450 mg, 1.7 mmol) and N-hydroxybenzotriazole (260 mg, 1.7 mmol) in DMF (10 mL) was added EDC (307 mg, 1.6 mmol). The solution was stirred for 60 minutes at room temperature and then the product of Example 11, Part A (585 mg, 1.5 mmol) in DMF (2 mL) was added. The reaction was stirred for 16 hours at room temperature, then poured into a 50% saturated solution of sodium bicarbonate (200 mL). The aqueous mixture was extracted thrice with ethyl acetate (50 mL). The combined ethyl acetate layers were washed with water (50 mL) and saturated NaCl solution (50 mL), then dried over magnesium sulfate. Filtration and concentration produced an oil which was chromatographed on silica gel (50 gm) eluting with 20% ethyl acetate in hexane. The phenylmethyl [1S-[[[2R-hydroxy-3-[(3-methylbutyl) (phenylsulfonyl)amino]-1S-(phenylmethyl)propyl]amino] carbonyl]-2,2-dimethylpropyl] carbamate was obtained as a solid Anal. Calcd for $C_{35}H_{47}N_3O_6S$: C, 65.91; H, 7.43; N, 6.59. Found: C, 65.42; H, 7.24; N, 6.55.

Part B:

A solution of phenylmethyl [1S-[[[2R-hydroxy-3-[(3-methylbutyl)(phenylsulfonyl)-amino]-1S-(phenylmethyl) propyl]amino]carbonyl]-2,2-dimethylpropyl]carbamate (200 mg, 0.31 mmol) in methanol (15 mL) was hydrogenated over 10% palladium on carbon for 2 hours. The reaction was filtered through diatomaceous earth and concentrated to an oil.

Part C:

The resulting free amine from part B (150 mg, 0.3 mmol) was combined with diisopropylethylamine (114 μ L, 0.33 mmol) in dichloromethane (5 mL). To this was added bromoacetyl chloride (27 μ L, 0.33 mmol) dropwise. The reaction was stirred for 30 minutes at room temperature, then diluted with dichloromethane (30 mL) and extracted with 1 N HCl, water, and then saturated NaCl solution (25 mL each). The organic solution was dried over $MgSO_4$ and concentrated to a solid. The 2S-[[bromoacetyl]amino]-N-[2R-hydroxy-3-[(3-methylbutyl)(phenylsulfonyl)amino]-1S-(phenylmethyl)propyl]-3,3-dimethylbutaneamide was sufficiently pure for use in the next step. This material can also be prepared by substituting bromoacetic anhydride for bromoacetyl chloride, or one can use chloroacetyl chloride or chloroacetic anhydride.

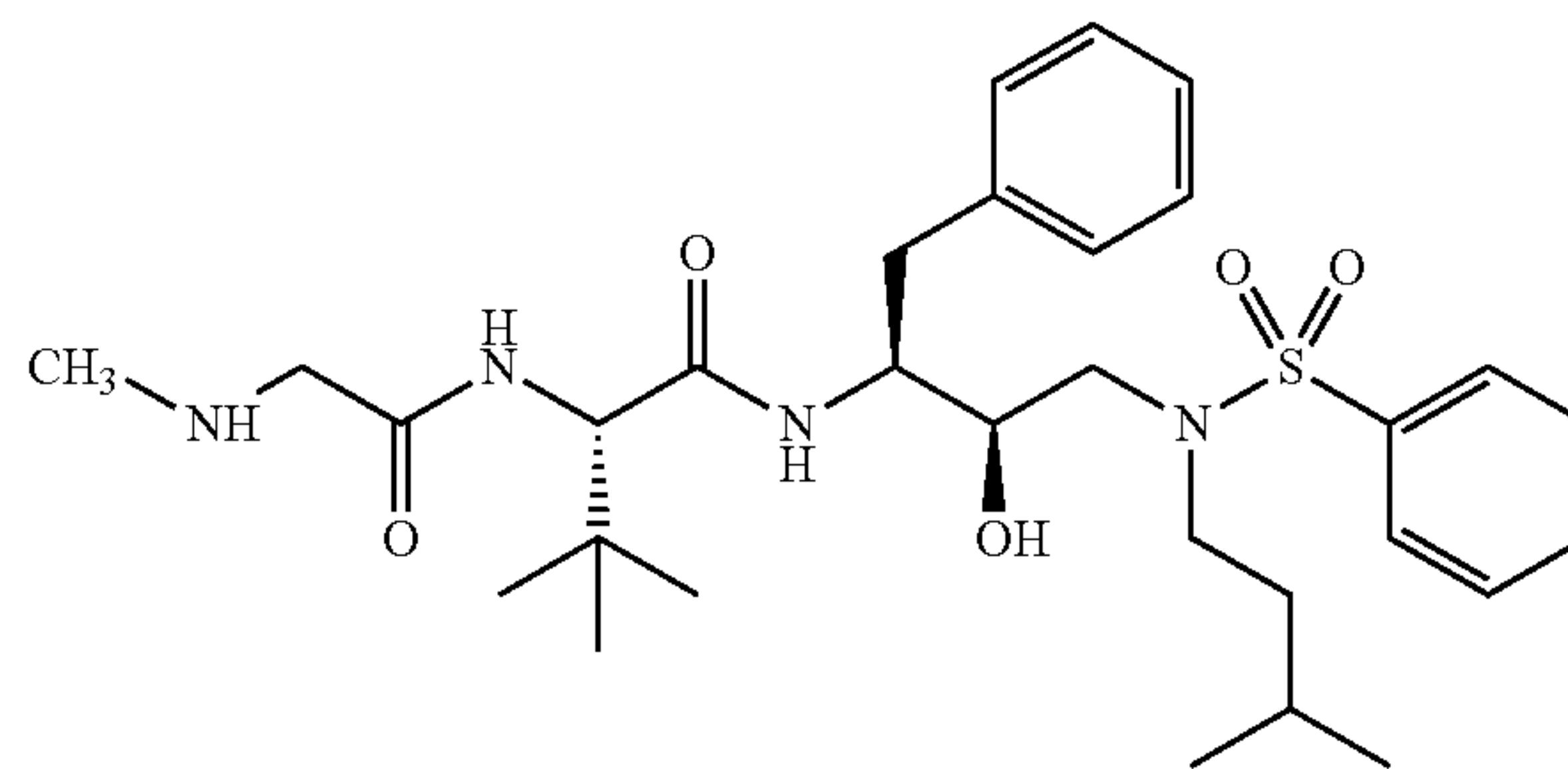
Part D:

The product from part C was dissolved in dichloromethane (5 mL) and diisopropylethylamine (114 μ L, 0.66 mmol) and

58

dimethylamine hydrochloride (53 mg, 0.66 mmol) were added. The reaction was stirred for 18 hours then concentrated under a stream of nitrogen to about 1 mL. The residue was chromatographed on silica gel (50 gm) using 2% methanol in dichloromethane. The 2S-[[[(dimethylamino)acetyl] amino]-N-[2R-hydroxy-3-[(3-methylbutyl)-(phenylsulfonyl)amino]-1S-(phenylmethyl) propyl]-3,3-dimethylbutaneamide was obtained as a solid. Anal. Calcd for $C_{31}H_{48}N_4O_5S$: C, 63.24; H, 8.22; N, 9.52. Found: C, 63.03; H, 8.01; N, 9.40.

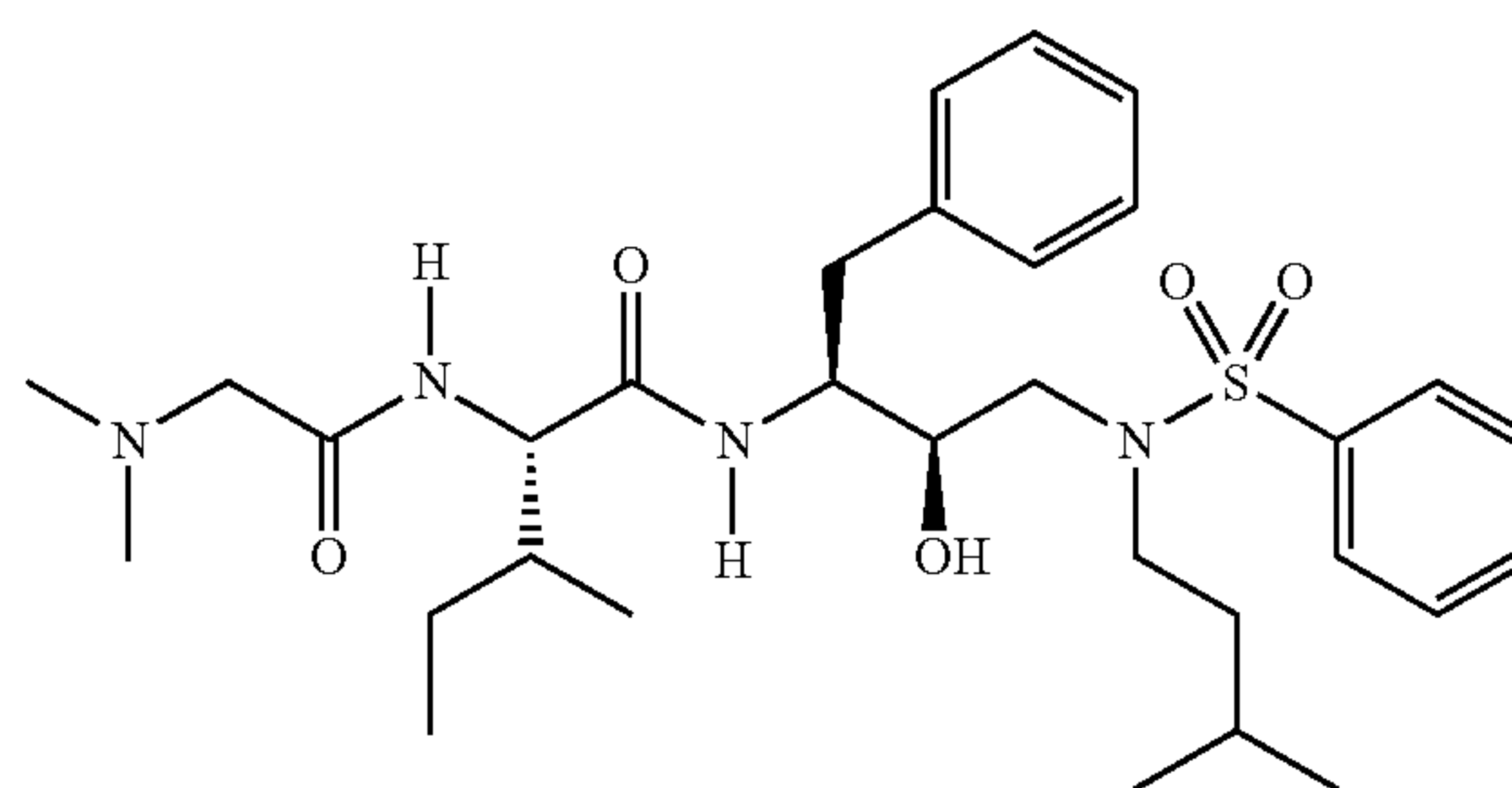
EXAMPLE 12C



Preparation of 2S-[[[(methylamino)acetyl]amino]-N-
 [2R-hydroxy-3-[(3-methylbutyl)(phenylsulfonyl)
 amino]-1S-(phenylmethyl)propyl]-3,3-dimethylbuta-
 neamide

2S-[[[bromoacetyl]amino]-N-[2R-hydroxy-3-[(3-methylbutyl)(phenylsulfonyl)amino]-1S-(phenylmethyl) propyl]-3,3-dimethylbutaneamide (103 mg, 0.16 mmol) and 40% aqueous methylamine (42 μ L, 0.49 mmol) were combined in ethanol (2 mL) and stirred at room temperature for 24 hours. The reaction mixture was concentrated to dryness and triturated with ether. The solid material was removed by filtration and the filtrate concentrated to an oil. The oil was chromatographed on silica (50 gm) using 4% methanol in dichloromethane. The 2S-[[[(methylamino) acetyl]amino]-N-[2R-hydroxy-3-[(3-methylbutyl) (phenylsulfonyl) amino]-1S-(phenylmethyl)propyl]-3,3-dimethylbutaneamide was obtained as a solid. Anal. Calcd for $C_{30}H_{46}N_4O_5S$: C, 62.69; H, 8.07; N, 9.75. Found: C, 62.38; H, 8.14; N, 9.60.

EXAMPLE 12D



Preparation of Pentanamide, 2S-[[[(dimethylamino)
 acetyl]amino]-N-[2R-hydroxy-3-[(3-methylbutyl)
 phenylsulfonyl) amino]-1S-(phenylmethyl)propyl]
 3S-methyl-

Part A:

To a solution the amine product of Example 11, Part A; (2.79 g, 7.1 mmol) in 27 mL of dioxane was added (2.3 g, 7.1 mmol) of N-t-butylcarbonyl-L-isoleucine-N-hydroxysucci-

59

namide ester, and the reaction was stirred under nitrogen atmosphere for 16 hours. The contents of the reaction were concentrated in vacuo, and the residue dissolved in ethyl acetate, washed with potassium hydrogen sulfate (5% aqueous), saturated sodium bicarbonate, and saturated sodium chloride. The organic layer was dried over magnesium sulfate, filtered and concentrated to yield 4.3 grams of crude material which was chromatographed using 3:1 ethyl acetate:hexane to obtain 3.05 g, 72% yield of Pentanamide, 2S-[[1,1-dimethylethoxy)carbonyl]amino]-N-[2R-hydroxy-3-[(3-methylbutyl)phenylsulfonyl]amino]-1S-(phenylmethyl)propyl]-3-methyl-

Part B

(3.05 g, 5.0 mmol) of the product from Part A was dissolved in 20 mL of 4N HCl in dioxane and stirred under nitrogen atmosphere for 1.5 hours. The contents were concentrated in vacuo, and chased with diethyl ether. The crude hydrochloride salt was pumped on at 1 mm Hg until dry to yield 2.54 g of product as its hydrochloride salt.

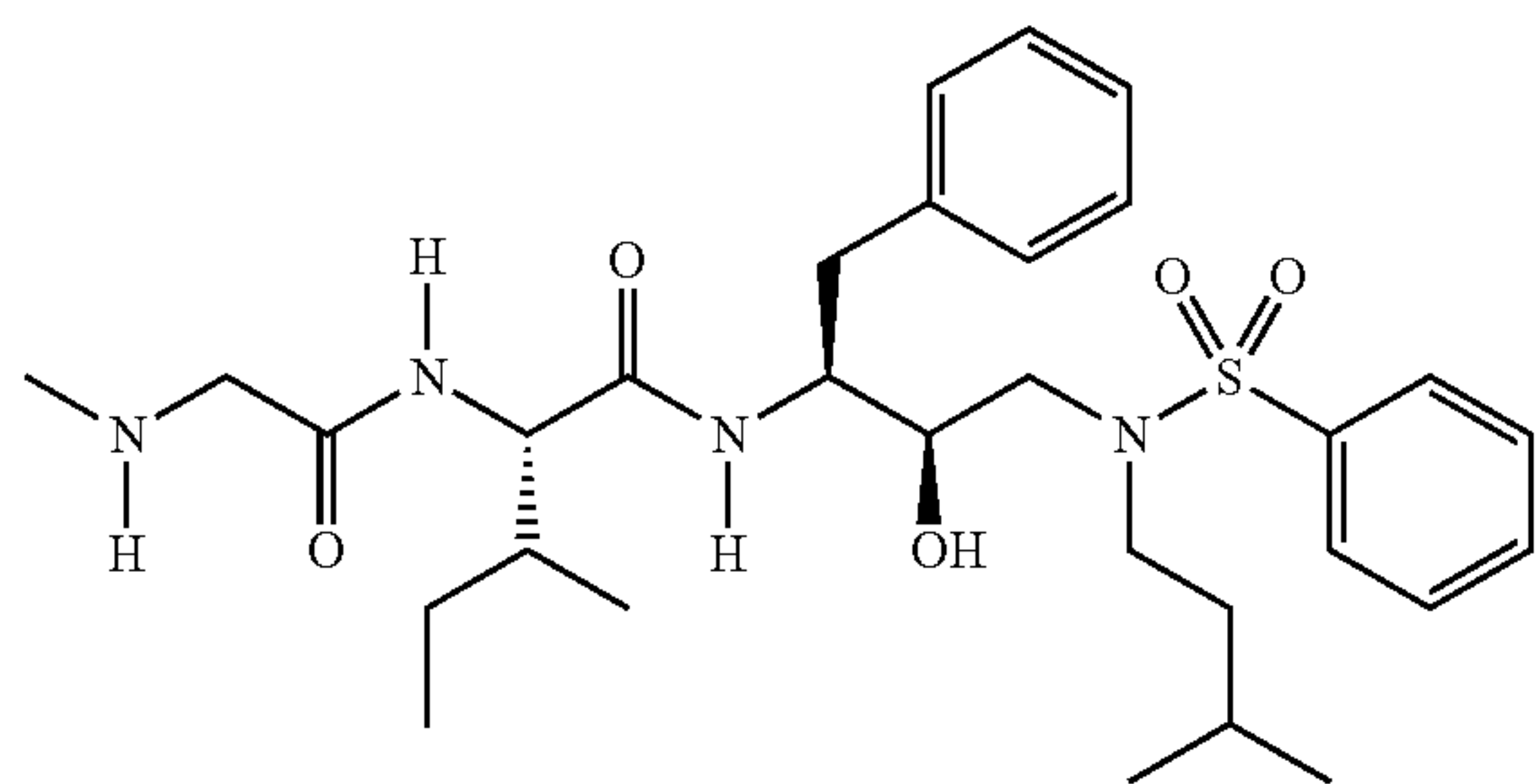
Part C:

(2.54 g, 5.0 mmol) of amine hydrochloride was dissolved in 50 mL of tetrahydrofuran and to this was added (1.01 g, 10 mmol) of 4-methyl-morpholine, at which time a precipitate forms. To this suspension was added chloroacetic anhydride (0.865 g, 5.0 mmol) and stirred for 40 minutes. The contents were concentrated in vacuo, and the residue partitioned in ethyl acetate (200 mL) and 5% KHSO₄. The organic layer was washed with saturated sodium bicarbonate, and saturated sodium chloride, dried over magnesium sulfate, filtered and concentrated to yield the crude product. Purification by silica gel chromatography using an eluant of 1:1 ethyl acetate:hexanes yielded 1.89 grams of pure chloroacetamide.

Part D:

To a solution of chloroacetamide (1.89 g, 3.2 mmol) from Part C, in 25 mL of tetrahydrofuran was added 4.0 mL of 50% aqueous dimethylamine and the solution was stirred for 1 hour. The solution was concentrated in vacuo and the residue was dissolved in ethyl acetate and washed with water. The organic layer was dried over magnesium sulfate, filtered and concentrated to yield the crude product which was purified by crystallization from ethyl acetate and isooctane to yield 1.80 g, (88% yield), mp.=121-122 C, HRes. MS. calc. 589.3424, found 589.3405.

EXAMPLE 12E



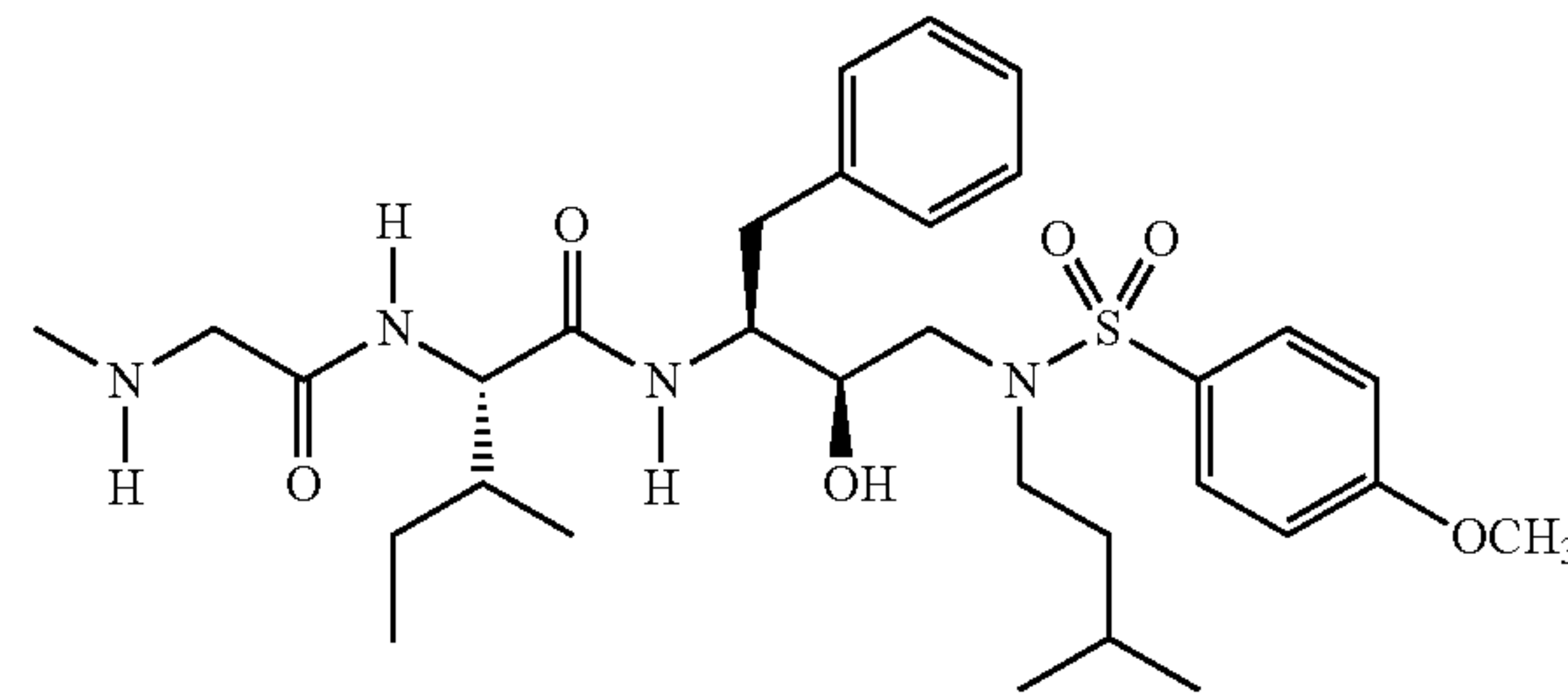
Preparation of Pentanamide, 2S-[[1,1-dimethylethoxy)carbonyl]amino]-N-[2R-hydroxy-3-[(3-methylbutyl)phenylsulfonyl]amino]-1S-(phenylmethyl)propyl]-3-methyl-

To a solution of the chloroacetamide of Example 12D, Part C, (2.36 g, 4.0 mmol) in tetrahydrofuran (25 mL) was added 3 mL of aqueous methylamine 40 wt %, and the reaction stirred for 1 hour. The contents were concentrated and the residue was partitioned between ethyl acetate (100 mL) and water (100 mL). The organic layer was dried over magnesium

60

sulfate, filtered and concentrated to yield the crude product, which was purified by recrystallization from ethyl acetate heptane; (M+H)575, HRes. found 575.3267.

EXAMPLE 12F



Preparation of Pentanamide, 2S-[[1,1-dimethylethoxy)carbonyl]amino]-N-[2R-hydroxy-3-[(3-methylpropyl)(4-methoxyphenylsulfonyl)amino]-1S-(phenylmethyl)propyl]-3S-methyl-

Part A:

To a solution of 2R-hydroxy-3-[(2-methylpropyl)(4-methoxyphenylsulfonyl)amino]-1S-(phenylmethyl)propylamine (1.70 g, 4.18 mmol) in 40 mL of dichloromethane was added N-carbobenzyloxy-L-isoleucine-N-hydroxysuccinamide ester (1.51 g, 4.18 mmol) and the solution stirred under nitrogen atmosphere for 16 hours. The contents were concentrated in vacuo and the residue was redissolved in ethyl acetate. The ethyl acetate solution was washed with an aqueous solution of 5% KHSO₄, saturated sodium bicarbonate, and saturated sodium chloride, dried over magnesium sulfate, filtered, and concentrated to yield 2.47 g of crude product. The product was purified by silica gel chromatography using 1 2:1 hexane:ethyl acetate eluant to yield 2.3 g, (84% yield) of 2S-[[1,1-dimethylethoxy)carbonyl]amino]-N-[2R-hydroxy-3-[(3-methylpropyl)(4-methoxyphenylsulfonyl)amino]-1S-(phenylmethyl)propyl]-3S-methylpentanamide.

Part B:

(1.18 g, 1.8 mmol) of the product from Part A was dissolved in 50 mL of methanol, and to this was added 250 mg of 10% Palladium on Carbon while under a stream of nitrogen. The suspension was hydrogenated using 50 psig of hydrogen for 20 hours. The contents were purged with nitrogen and filtered through celite, and concentrated in vacuo to yield 935 mg of 2S-(amino)-N-[2R-hydroxy-3-[(3-methylpropyl)(4-methoxyphenylsulfonyl)amino]-1S-(phenylmethyl)propyl]-3S-methylpentanamide, which was used without further purification.

Part C:

(0.935 g, 1.8 mmol) of the amine from Part B was dissolved in 15 mL of dioxane and to this was added (190 mg, 1.85 mmol) of 4-methylmorpholine followed by (0.315 g, 1.8 mmol) of chloroacetic anhydride. The reaction mixture was stirred under nitrogen atmosphere for 3 hours, concentrated in vacuo, and redissolved in ethyl acetate. The ethyl acetate solution was washed with 50 mL of 5% aqueous KHSO₄, saturated NaHCO₃, and saturated NaCl solution, dried over MgSO₄, filtered and concentrated to yield 613 mg, (68% yield) of 2S-[(chloroacetyl)amino]-N-[2R-hydroxy-3-[(3-methylpropyl)(4-methoxyphenylsulfonyl)amino]-1S-(phenylmethyl)propyl]-3S-methylpentanamide, after purification by silica gel chromatography using 1:1 hexane:ethyl acetate.

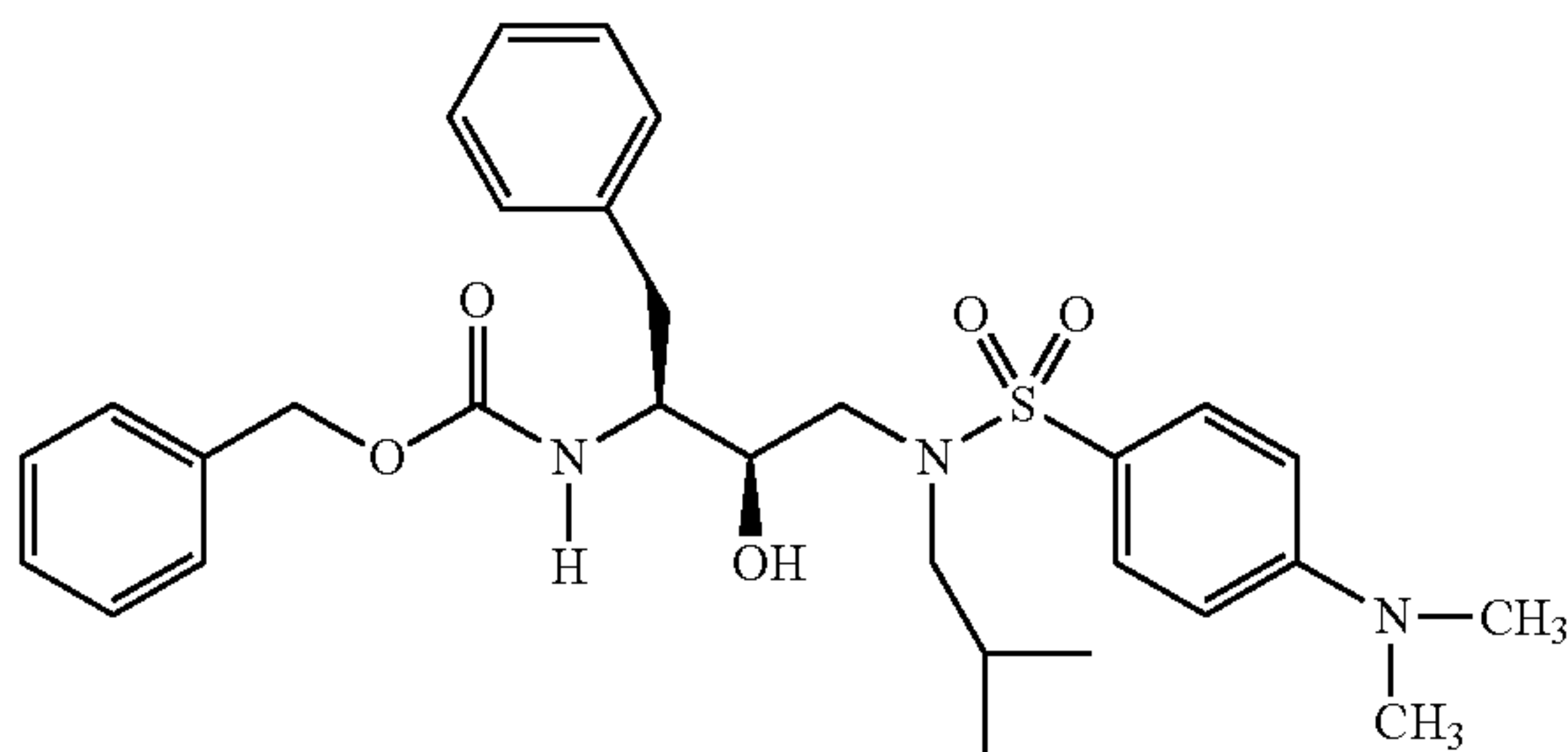
Part D:

To a solution of the chloroacetamide from Part C (673 mg, 1.10 mmol) in 20 mL of tetrahydrofuran was added 5 mL of 50 wt % aqueous dimethylamine and the solution was stirred for 1 hour. The reaction was concentrated and the residue was

61

redissolved in 50 mL of ethyl acetate and washed with 25 mL of water. The ethyl acetate layer was dried over magnesium sulfate, filtered and concentrated to yield a crude solid which was purified by silica gel column chromatography using an eluant of 97:3 dichloromethane:methanol to provide 400 mg

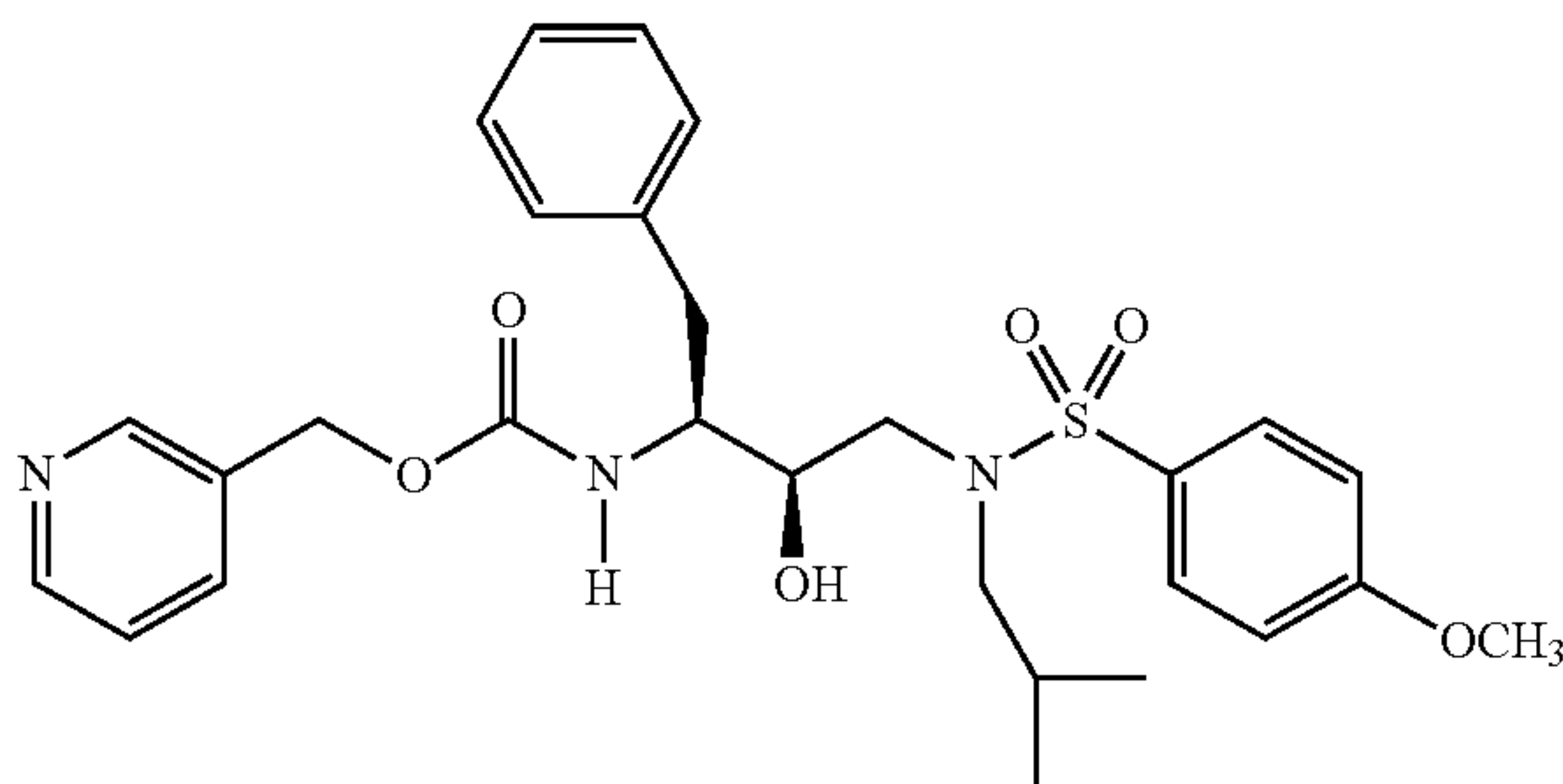
EXAMPLE 13A



Preparation of Carbamic acid, [2R-hydroxy-3-[[4-(dimethylaminophenyl)sulfonyl](2-methylpropyl)amino]-1S-(phenylmethyl)propyl]-, phenylmethyl ester

To a solution of 100 mg (0.19 mmol) of carbamic acid, [2R-hydroxy-3-[[4-(4-fluorophenyl)sulfonyl](2-methylpropyl)amino]-1S-(phenylmethyl)propyl]-, phenylmethyl ester in 1 mL of pyridine was added 53 μ L of triethylamine and 120 μ L (p.95 mmol) of 40% aqueous dimethylamine. After heating for 24 hours at 100° C., the solution was cooled, ethyl acetate added, then washed with 5% citric acid, saturated sodium bicarbonate, dried over magnesium sulfate, filtered and concentrated. The resulting solid was recrystallized from ethyl acetate/hexane to afford 10 mg of the desired product; mass spectrum $m/e=540$ (M+H).

EXAMPLE 13B



Preparation of Carbamic acid, [2R-hydroxy-3-[[4-(4-methoxyphenyl)sulfonyl](2-methylpropyl)amino]-1S-(phenylmethyl)propyl]-, 3-pyridylmethyl ester

Part A:

A solution of N-benzyloxycarbonyl-3S-amino-1,2-S-epoxy-4-phenylbutane (50 g, 0.168 mol) and isobutylamine (246 g, 3.24 mol) in 650 mL of isopropyl alcohol was refluxed for 1.25 hours. The solution was cooled to room temperature, concentrated in vacuo and then poured into 1 L of stirring hexane whereupon the product crystallized from solution, was collected and air dried to give 57.6 g of N-[3S-benzyloxycarbonylamino-2R-hydroxy-4-phenyl]-N-isobutylamine, mp 108-109.5° C., mass spectrum $m/e=371$ (M+H).

62

Part B:

The amine from part A (1.11 g, 3.0 mmol) and triethylamine (324 mg, 3.20 mmol) in 20 mL of methylene chloride was treated with 715 mg (3.46 mmol) of 4-methoxybenzenesulfonyl chloride. The solution was stirred at room temperature for 6 hours, concentrated, dissolved in ethyl acetate, then washed with 1N potassium hydrogen sulfate, saturated sodium bicarbonate, brine, dried over magnesium sulfate, filtered and concentrated to afford a clear oil. This was recrystallized from diethyl ether to afford 1.27 g of carbamic acid, [2R-hydroxy-3-[[4-(4-methoxyphenyl)sulfonyl](2-methylpropyl)amino]-1S-(phenylmethyl)propyl]-, phenylmethyl ester, mp 97-101° C., mass spectrum $m/e=541$ (M+H)

Part C:

A solution of 930 mg (3.20 mmol) of the product of part B in 30 mL of methanol was hydrogenated in the presence of 70 mg of a 10% palladium on carbon catalyst under 40 psig for 17 hours, the catalyst was removed by filtration, and the solution concentrated to afford 704 mg of [2R-hydroxy-3-[[4-(4-methoxyphenyl)sulfonyl](2-methylpropyl)amino]-1S-(phenylmethyl)propyl]amine, mass spectrum $m/e=407$ (M+H), which was used directly in the next step without purification.

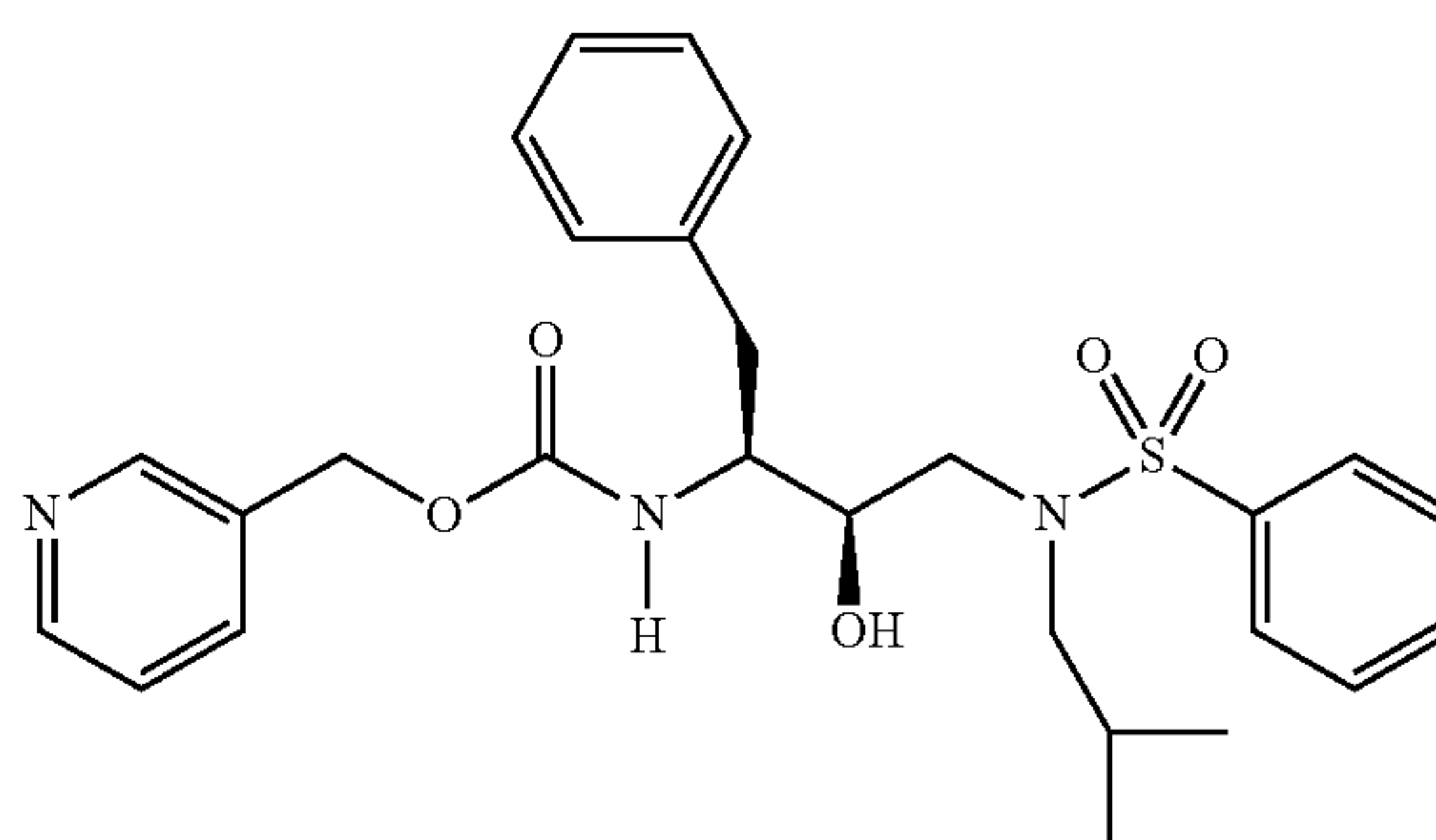
Part D:

To a solution of 2.5 g (22.9 mmol) of 3-pyridylcarbinol in 100 mL of anhydrous acetonitrile was added 8.8 g (34.4 mmol) of N,N'-disuccinimidyl carbonate and 5.55 mL (68.7 mmol) of pyridine. The solution was stirred for 1 hour and then concentrated in vacuo. The residue was dissolved in ethyl acetate, then washed with saturated sodium bicarbonate, brine, dried over magnesium sulfate, filtered and concentrated to afford 5.3 g of N-Hydroxysuccinimide-3-pyridylmethyl carbonate, mass spectrum $m/e=251$ (M+H), which was used directly in the next step without purification.

Part E:

To a solution of the amine from part C (2.87 g, 7.0 mmol) and 1.38 mL of triethylamine in 24 mL of anhydrous methylene chloride was added a solution of 1.65 g (6.6 mmol) of N-hydroxysuccinimide-3-pyridyl carbonate from part D in 24 mL of methylene chloride. The solution was stirred for 1 hour, 100 mL of methylene chloride added, then washed with saturated sodium bicarbonate, brine, dried over sodium sulfate, filtered and concentrated to afford 3.69 g of crude product. Chromatography on silica gel using 2% methanol/methylene chloride to afford 3.27 g of carbamic acid, [2R-hydroxy-3-[[4-(4-methoxyphenyl)sulfonyl](2-methylpropyl)amino]-1S-(phenylmethyl)propyl]-, 3-pyridylmethyl ester, mass spectrum $m/e=548$ (M+Li).

EXAMPLE 13C



Preparation of Carbamic acid, [2R-hydroxy-3-[(phenylsulfonyl)(2-methylpropyl)amino]-1S-(phenylmethyl)propyl]-, 3-pyridylmethyl ester

Part A:

A solution of N-benzyloxycarbonyl-3S-amino-1,2-S-epoxy-4-phenylbutane (50 g, 0.168 mol) and isobutylamine

63

(246 g, 3.24 mol) in 650 mL of isopropyl alcohol was refluxed for 1.25 hours. The solution was cooled to room temperature, concentrated in vacuo and then poured into 1 L of stirring hexane whereupon the product crystallized from solution, was collected and air dried to give 57.6 g of N-[3S-benzyloxycarbonylamino-2R-hydroxy-4-phenyl]-N-isobutylamine, mp 108-109.5 C, mass spectrum m/e=371 (M+H)

Part B:

The amine from part A (0.94 g, 2.5 mmol) and triethylamine (288 mg, 2.85 mmol) in 20 mL of methylene chloride was treated with 461 mg (2.61 mmol) of benzenesulfonyl chloride. The solution was stirred at room temperature for 16 hours, concentrated, dissolved in ethyl acetate, then washed with 1N potassium hydrogen sulfate, saturated sodium bicarbonate, brine, dried over magnesium sulfate, filtered and concentrated to afford a clear oil. This was recrystallized from diethyl ether and hexane to afford 0.73 g of carbamic acid, [2R-hydroxy-3-[(phenylsulfonyl)(2-methylpropyl) amino]-1S-(phenylmethyl)propyl]-, phenylmethyl ester, mp 95-99 C, mass spectrum m/e=511 (M+H).

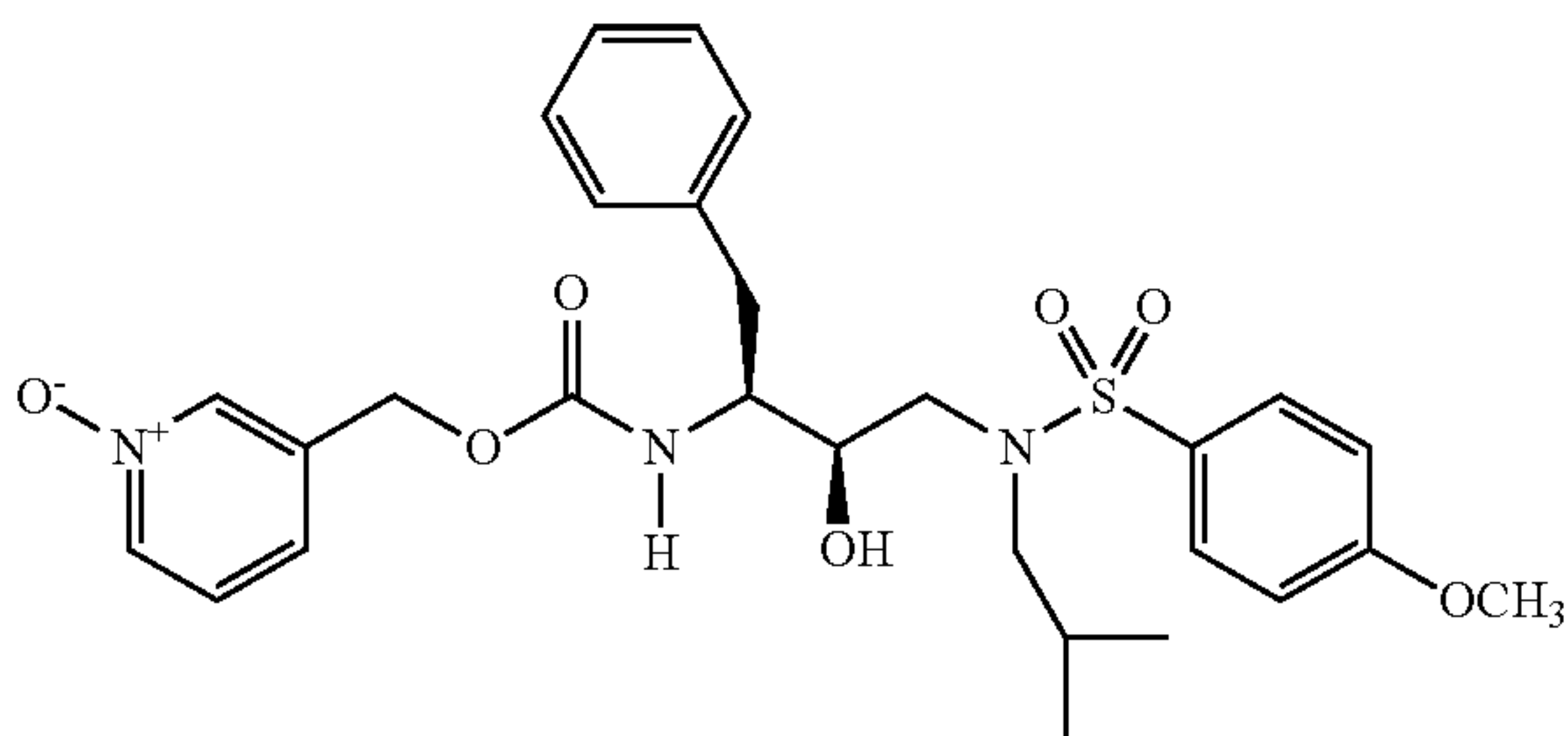
Part C:

A solution of 500 mg of carbamic acid, [2R-hydroxy-3-[(phenylsulfonyl)(2-methylpropyl)amino]-1S-(phenylmethyl)propyl]-, phenylmethyl ester in 20 mL of methanol was hydrogenated in the presence of 250 mg of a 10% palladium on carbon catalyst under 40 psig for 3 hours, the catalyst was removed by filtration, and the solution concentrated to afford 352 mg of [2R-hydroxy-3-[(phenylsulfonyl)(2-methylpropyl)amino]-1S-(phenylmethyl)propyl]amine, mass spectrum m/e=377 (M+H), which was used directly in the next step without purification.

Part D:

To a solution of 1.24 mmol of 5-norbornene-2,3-dicarboximido carbonochloridate (Henklein, P., et. al., Synthesis 1987, 166-167) in 1 mL of anhydrous methylene chloride, was added a solution of 43 μ L (2.44 mmol) of 3-pyridylcarbinol and 129 μ L (1.6 mmol) of pyridine in 1 mL of methylene chloride at 0° C. under a nitrogen atmosphere. After 4 hours at room temperature, 150 mg (0.4 mmol) of [2R-hydroxy-3-[(phenylsulfonyl)(2-methylpropyl)amino]-1S-(phenylmethyl)propyl]amine from Part C above was added and 100 μ L of pyridine. After stirring for 15 hours at room temperature, ethyl acetate was added, then washed with 1N hydrochloric acid, saturated sodium bicarbonate, brine, dried over magnesium sulfate, filtered and concentrated to afford 175 mg of crude product. Chromatography over silica gel using 1% methanol/methylene chloride to afford 69 mg of pure carbamic acid, [2R-hydroxy-3-[(phenylsulfonyl)(2-methylpropyl)amino]-1S-(phenylmethyl)propyl]-, 3-pyridylmethyl ester, mass spectrum m/e=512.2267 (M+H); calcd for C₂₇H₃₃N₃O₅S, 512.2219.

EXAMPLE 13D



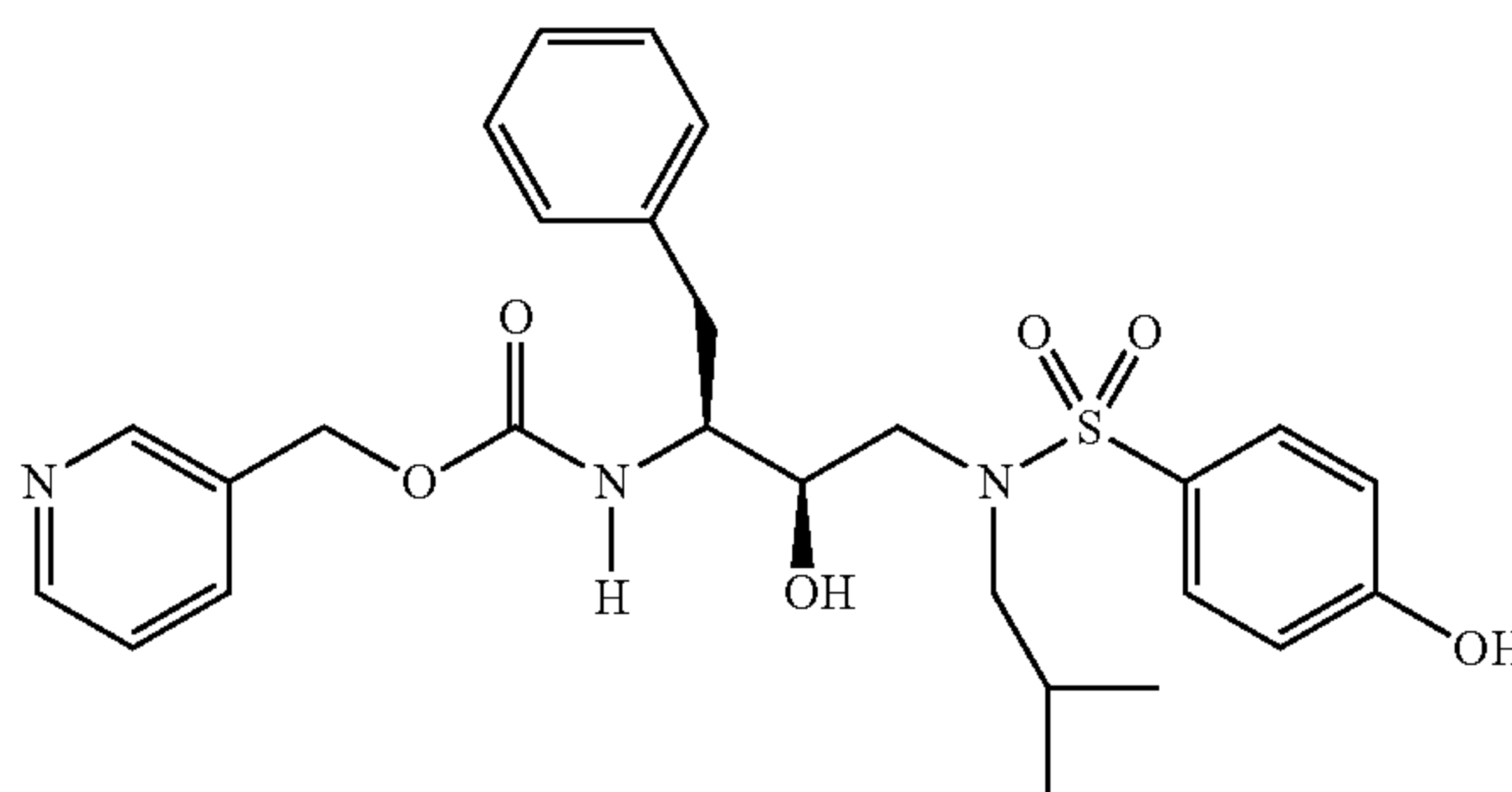
Preparation of Carbamic acid, [2R-hydroxy-3-[[4-methoxyphenyl)sulfonyl](2-methylpropyl)amino]-1S-(phenylmethyl)propyl]-, 3-pyridylmethyl ester, N-oxide

To a solution of 211 mg (0.39 mmol) of carbamic acid, [2R-hydroxy-3-[[4-methoxyphenyl)sulfonyl](2-methylpro-

64

pyl)amino]-1S-(phenylmethyl)propyl]-, 3-pyridylmethyl ester in 5 mL of methylene chloride at 0° C. was added 500 mg of 50% 3-chloroperbenzoic acid. After stirring at room temperature for 1 hour, ethyl acetate was added, the solution washed with saturated sodium bicarbonate, 0.2N ammonium hydroxide solution and brine, dried over magnesium sulfate, filtered and concentrated to afford 200 mg of crude product. This was chromatographed on C18 reverse phase material using 20-40% acetonitrile/water, then 100% acetonitrile to afford 90 mg of the desired product, which was then recrystallized from ethyl acetate/isooctane to yield 34 mg of pure carbamic acid, [2R-hydroxy-3-[[4-methoxyphenyl)sulfonyl](2-methylpropyl) amino]-1S-(phenylmethyl)propyl]-, 3-pyridylmethyl ester, N-oxide; mass spectrum m/e=564 (M+Li).

EXAMPLE 13E



Preparation of Carbamic acid, [2R-hydroxy-3-[[4-hydroxyphenyl)sulfonyl](2-methylpropyl)amino]-1S-(phenylmethyl)propyl]-, 3-pyridylmethyl ester

Part A:

A solution of 0.98 g (1.85 mmol) of carbamic acid, [2R-hydroxy-3-[[4-fluorophenyl)sulfonyl](2-methylpropyl) amino]-1S-(phenylmethyl)propyl]-phenylmethyl ester in 3.8 mL of anhydrous DMF was added to 22 mg (7.4 mmol) of 80% sodium hydride in 2 mL of DMF. To this mixture was added 0.40 g (3.7 mmol) of benzyl alcohol. After 2 hours, the solution was cooled to 0 C, water added, and then ethyl acetate. The organic layer was washed with 5% citric acid, saturated sodium bicarbonate and brine, dried over magnesium sulfate, filtered and concentrated to afford 0.90 g of crude material. This was chromatographed on basic alumina using 3% methanol/methylene chloride to afford 0.70 g of 2R-hydroxy-3-[(2-methylpropyl)(4-hydroxyphenyl)sulfonyl] amino-1S-(phenylmethyl)propylamine, cyclic carbamate; mass spectrum m/e=509(M+H).

Part B:

To a solution of 0.65 g (1.28 mmol) of the cyclic carbamate from part A in 15 mL of ethanol, was added 2.6 mL (6.4 mmol) of 2.5N sodium hydroxide solution. After 1 hour at reflux, 4 mL of water was added and the solution refluxed for an additional eight hours. The volatiles were removed, ethyl acetate added, and washed with water, brine, dried over magnesium sulfate, filtered and concentrated to afford 550 mg of crude 2R-hydroxy-3-[(2-methylpropyl)(4-hydroxyphenyl)sulfonyl]amino-1S-(phenylmethyl)propylamine.

Part C:

A solution of crude 2R-hydroxy-3-[(2-methylpropyl)(4-benzyloxyphenyl)sulfonyl]amino-1S-(phenylmethyl)propylamine in 10 mL of ethanol was hydrogenated in the presence of 500 mg of a 10% palladium on carbon catalyst under 50 psig of hydrogen for 2 hours. The catalyst was removed by filtration and the solvent removed in vacuo to afford 330 mg of

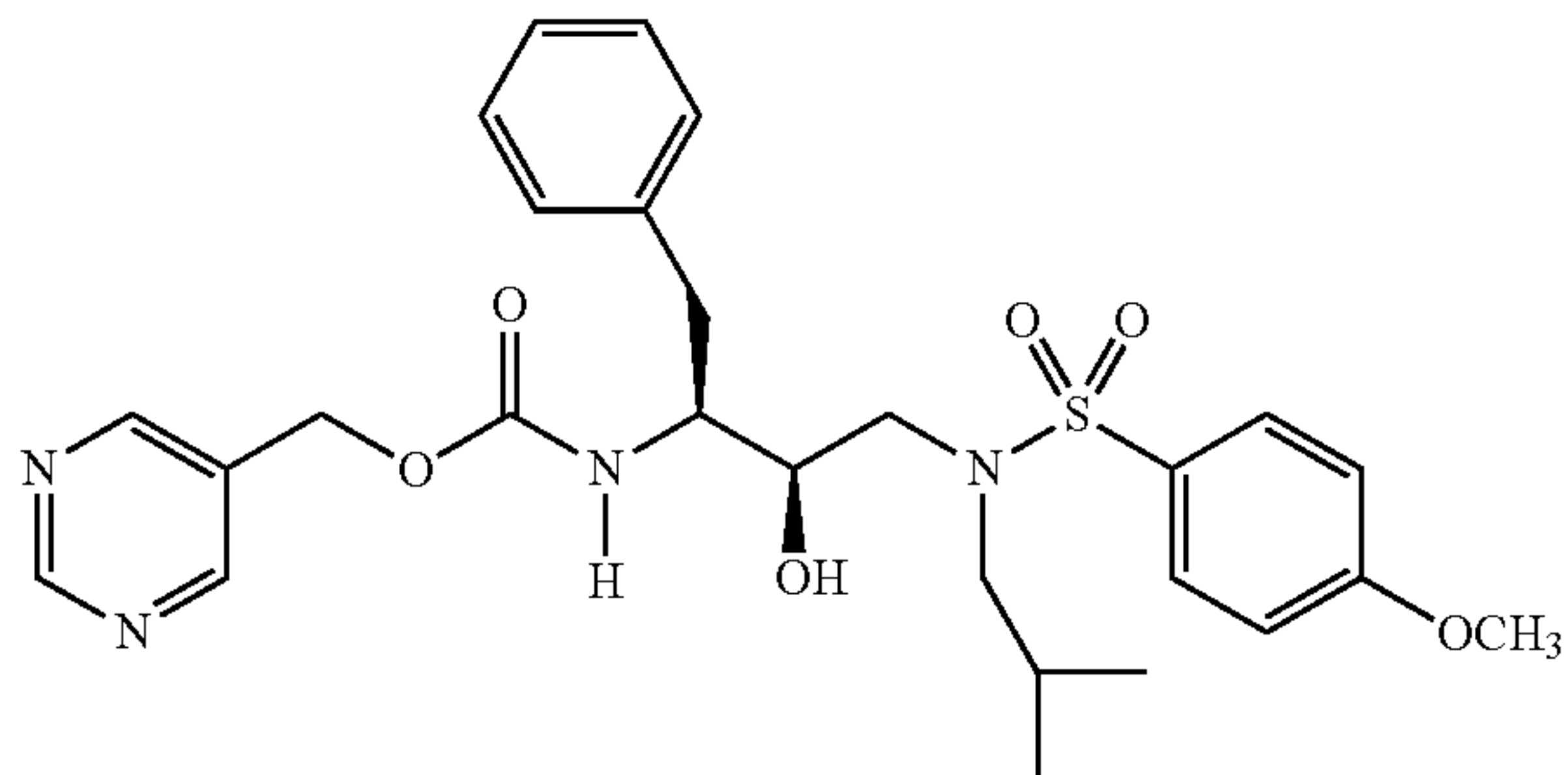
65

2R-hydroxy-3-[(2-methylpropyl)(4-hydroxyphenyl)sulfonyl]amino-1S-(phenylmethyl) propylamine, mass spectrum $m/e=393$ (M+H).

Part D:

To a solution of 320 mg (0.82 mmol) of the amine from part C in 6 mL of DMF, was added 192 mg (0.76 mmol) of N-hydroxysuccinimide-3-pyridylmethyl carbonate. After 15 hours at room temperature, the DMF was removed in vacuo, ethyl acetate added, washed with water, brine, dried with magnesium sulfate, filtered and concentrated to afford 390 mg of crude material. Chromatography on silica gel using 50-80% ethyl acetate/hexane afforded 180 mg of carbamic acid, [2R-hydroxy-3-[[4-(4-hydroxyphenyl) sulfonyl](2-methylpropyl)amino]-1S-(phenylmethyl)propyl]-, 3-pyridylmethyl ester, mass spectrum $m/e=528$ (M+H).

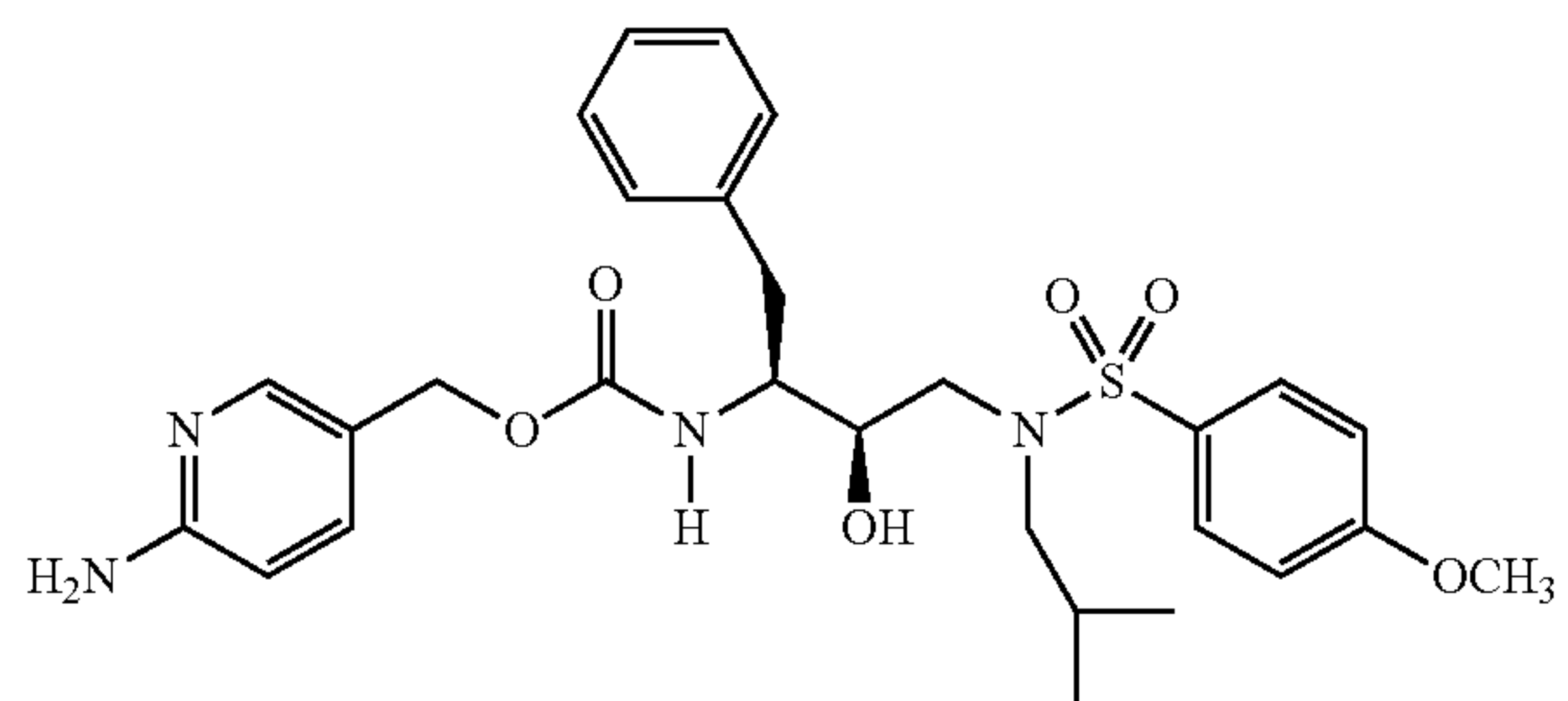
EXAMPLE 13F



Preparation of Carbamic acid, [2R-hydroxy-3-[[4-(4-methoxyphenyl)sulfonyl](2-methylpropyl)amino]-1S-(phenylmethyl)propyl]-, 5-pyrimidylmethyl ester

To a solution of 9.5 mg (0.09 mmol) of 5-pyrimidylcarbinol in 1 mL of anhydrous acetonitrile at room temperature, was added 24 mg (0.09 mmol) of N,N'-disuccinimidyl carbonate and 19.1 μ L (0.24 mmol) of pyridine. After stirring for 5 hours, 32 mg (0.08 mmol) of 2R-hydroxy-3-[(2-methylpropyl)(4-methoxyphenyl) sulfonyl]amino-1S-(phenylmethyl)propylamine was added and the solution stirred for 48 hours. After concentration in vacuo, methylene chloride was added, then washed with a 1:1 mixture of saturated sodium bicarbonate and brine, dried over magnesium sulfate, filtered and concentrated to give 27 mg of crude product. Chromatography on silica gel using 2% methanol/methylene chloride afforded 22 mg of the desired product, mass spectrum $m/e=543$ (M+H).

EXAMPLE 13G



66

Preparation of Carbamic acid, [2R-hydroxy-3-[[4-(4-methoxyphenyl)sulfonyl](2-methylpropyl)amino]-1S-(phenylmethyl)propyl]-, 3-(6-aminopyridyl) methyl ester,

Part A: Preparation of Ethyl 6-Aminonicotinate

To a suspension of 1.3 g (9.4 mmol) 6-aminonicotinic acid in 100 mL of ethanol, was bubbled in dry hydrochloric acid at 0° C., then the solution was refluxed until all the solids dissolved. The solvents were removed under reduced pressure, the residue dissolved in ethyl acetate, washed with saturated sodium bicarbonate, brine and concentrated to afford 1.37 g of a white solid, $m/e=166$ (M+H).

Part B: Preparation of Ethyl 6-(tert-Butyloxycarbonylamino) nicotinate

A mixture of 848 mg (5.1 mmol) of ethyl 6-aminonicotinate from part A, 1.11 g (5.1 mmol) of di-tert-butylpyrocarbonate and 0.71 mL (5.1 mmol) of triethylamine in 10 mL of anhydrous toluene was refluxed for 15 hours. The solution was cooled, ethyl acetate added, washed with saturated sodium bicarbonate, brine, dried over anhydrous magnesium sulfate, filtered and concentrated to afford 1.28 g of the desired ethyl 6-(tert-butyloxycarbonylamino) nicotinate, $m/e=267$ (M+H), which was used directly in the next step.

Part C: Preparation of 6-(tert-Butyloxycarbonylamino)-3-pyridylmethanol

To 4.6 mL (4.6 mmol) of a 1M solution of lithium aluminum hydride in diethyl ether at -40° C. under a nitrogen atmosphere, was added a solution of 618 mg (2.3 mmol) of ethyl 6-(tert-butyloxycarbonylamino)nicotinate from part B in 40 mL of anhydrous tetrahydrofuran. After the addition, this was warmed to room temperature, stirred for 3 hours, cooled to 0° C., and 145 μ L of water, 145 μ L of 20% sodium hydroxide solution and 290 μ L of water were successively added. To the resulting mixture was added 50 mL of tetrahydrofuran and stirring continued for 30 minutes. Anhydrous magnesium sulfate was added, the solids removed via filtration and the filtrate concentrated under reduced pressure to afford 460 mg of the desired product, $m/e=224$ (M+), which was used directly in the next step.

Part D: Preparation of Carbamic acid, [2R-hydroxy-3-[[4-(4-methoxyphenyl)sulfonyl](2-methylpropyl)amino]-1S-(phenylmethyl)propyl]-, 3-[(6-tert-butyloxycarbonylamino)pyridyl]methyl ester

To a solution of 336 mg (1.5 mmol) of 6-(tert-butyloxycarbonylamino)-3-pyridylmethanol from part C in 14 mL of anhydrous acetonitrile at room temperature under a nitrogen atmosphere, was added 384 mg (1.5 mmol) of N,N'-disuccinimidyl carbonate and 364 μ L (4.5 mmol) of anhydrous pyridine. After 4 hours, 406 mg (1 mmol) of 2R-hydroxy-3-[(2-methylpropyl)(4-methoxyphenyl) sulfonyl]amino-1S-(phenylmethyl)propylamine was added and stirring continued for 19 hours. The solvent was removed under reduced pressure, ethyl acetate added, washed with saturated sodium bicarbonate, brine, dried over magnesium sulfate, filtered and concentrated to afford 702 mg of crude product. Chromatography on silica gel using 1% methanol/methylene chloride as eluent afforded 170 mg of the desired carbamic acid, [2R-hydroxy-3-[[4-(4-methoxyphenyl)sulfonyl](2-methylpropyl)amino]-1S-(phenylmethyl)propyl]-, 3-[(6-tert-butyloxycarbonylamino)pyridyl]methyl ester, $m/e=663$ (M+Li).

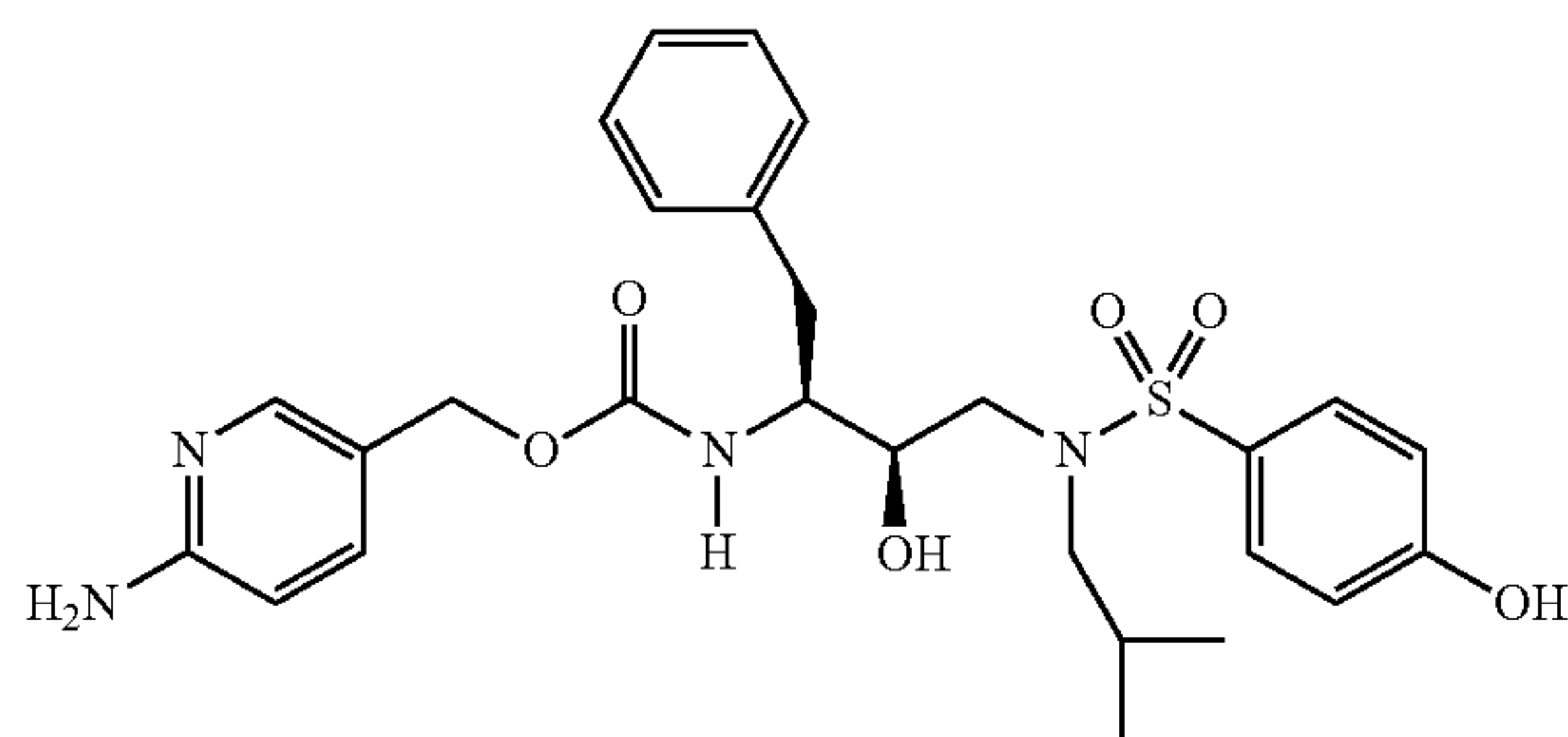
Part E: Preparation of Carbamic acid, [2R-hydroxy-3-[[4-(4-methoxyphenyl)sulfonyl](2-methylpropyl)amino]-1S-(phenylmethyl)propyl]-, 3-(6-aminopyridyl)methyl ester

To 5 mL of 4N hydrochloric acid in dioxane at room temperature, was added 150 mg (0.23 mmol) of carbamic acid, [2R-hydroxy-3-[[4-(4-methoxyphenyl)sulfonyl](2-methylpropyl)amino]-1S-(phenylmethyl)propyl]-, 3-[(6-tert-butyloxycarbonylamino)pyridyl]methyl ester from part D.

67

After stirring at room temperature for 28 hours, the solvent was removed under reduced pressure, the resulting solids triturated with diethyl ether, then dissolved in ethyl acetate and saturated sodium bicarbonate solution, separated, the organic layer washed with brine, dried with magnesium sulfate, filtered and concentrated. The residue was chromatographed on silica gel using 2.5% methanol/methylene chloride to yield 59 mg of the desired carbamic acid, [2R-hydroxy-3-[[4-methoxyphenyl)sulfonyl](2-methylpropyl) amino]-1S-(phenylmethyl)propyl]-, 3-(6-aminopyridyl)methyl ester, m/e=557(M+H).

EXAMPLE 13H



Preparation of Carbamic acid, [2R-hydroxy-3-[[4-hydroxyphenyl)sulfonyl](2-methylpropyl)amino]-1S-(phenylmethyl)propyl]-, 3-(6-aminopyridyl)methyl ester

Part A: Preparation of Carbamic acid, [2R-hydroxy-3-[[4-methoxyphenyl)sulfonyl](2-methylpropyl)amino]-1S-(phenylmethyl)propyl]-, 3-[[6-(tert-butyloxycarbonylamino)pyridyl]methyl ester

To a solution of 505 mg (2.25 mmol) of 6-(tert-butyloxycarbonylamino)-3-pyridylmethanol from in 20 mL of anhydrous acetonitrile at room temperature under a nitrogen atmosphere, was added 576 mg (2.25 mmol) of N,N'-disuccinimidyl carbonate and 546 μ L (6.75 mmol) of anhydrous pyridine. After 1 hour, 837 mg (1.87 mmol) of 2R-hydroxy-3-[(2-methylpropyl)(4-hydroxyphenyl)sulfonyl]amino-1S-(phenylmethyl)propylamine was added and stirring continued for 3 hours. The solvent was removed under reduced pressure, ethyl acetate added, washed with saturated sodium bicarbonate, brine, dried over magnesium sulfate, filtered and concentrated to afford 1.37 g of crude product. Chromatography on silica gel using 1% methanol/methylene chloride as eluent afforded 830 mg of material which was identified as a mixture of the desired carbamic acid, [2R-hydroxy-3-[[4-hydroxyphenyl)sulfonyl](2-methylpropyl) amino]-1S-(phenylmethyl)propyl]-, 3-[[6-(tert-butyloxycarbonylamino)pyridyl]methyl ester and the cyclic carbamate derived from the 2R-hydroxy-3-[(2-methylpropyl)(4-hydroxyphenyl)sulfonyl]amino-1S-(phenylmethyl)propylamine. The mixture was very difficult to separate, so was used as is in the next step.

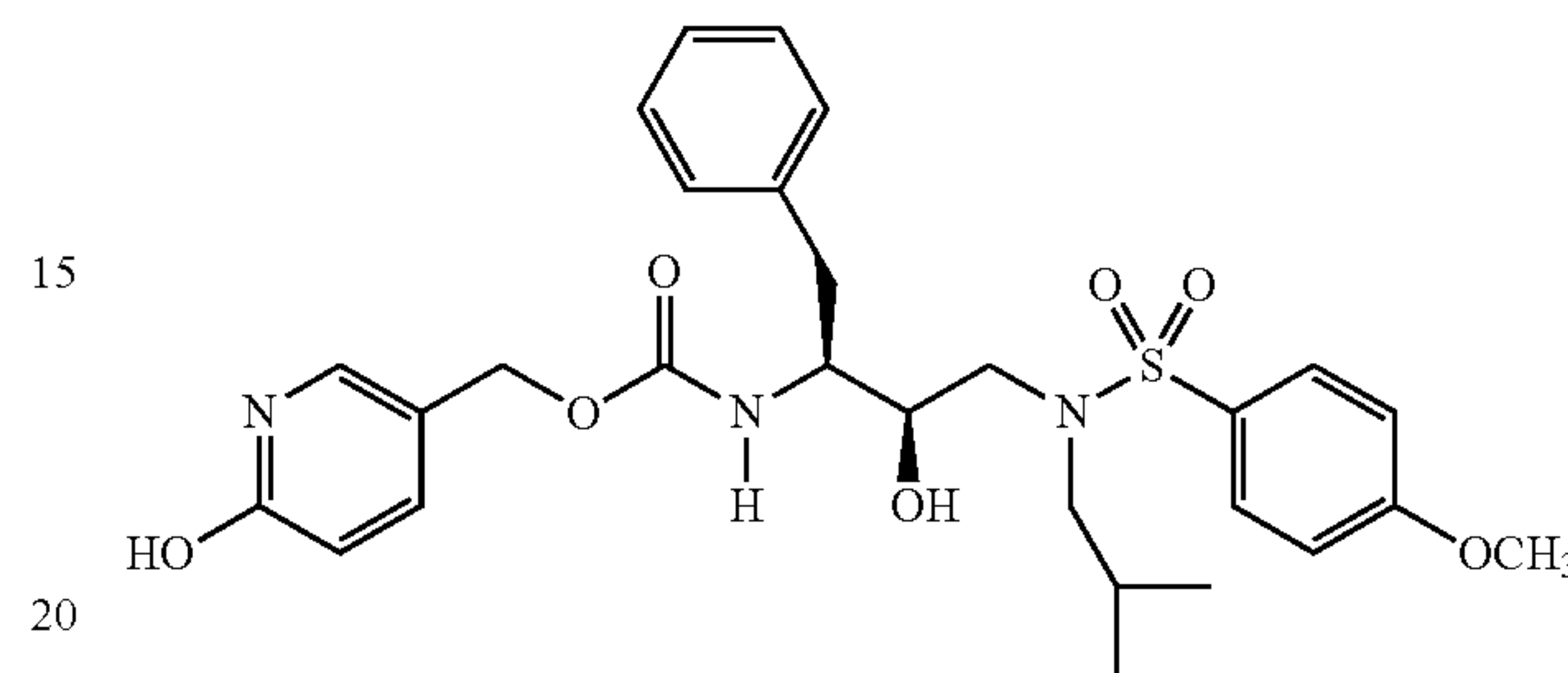
Part B: Preparation of Carbamic acid, [2R-hydroxy-3-[[4-hydroxyphenyl)sulfonyl](2-methylpropyl)amino]-1S-(phenylmethyl)propyl]-, 3-(6-aminopyridyl)methyl ester

To 830 mg of the mixture from part A, was added 50 mL of a 1:1 mixture of trifluoroacetic acid and methylene chloride. After 2.5 hours at room temperature, the solvent was removed under reduced pressure, ethyl acetate added, washed with saturated sodium bicarbonate, dried over magnesium sulfate, filtered and concentrated to afford 720 mg of crude material. This was chromatographed on silica gel using 5% methanol/

68

ethyl acetate as eluent to yield 220 mg of product, which was recrystallized from methylene chloride/diethyl ether to afford 108 mg of the desired carbamic acid, [2R-hydroxy-3-[[4-hydroxyphenyl)sulfonyl](2-methylpropyl) amino]-1S-(phenylmethyl)propyl]-, 3-(6-aminopyridyl)methyl ester, m/e=549(M+Li).

EXAMPLE 13I



Preparation of Carbamic acid, [2R-hydroxy-3-[[4-methoxyphenyl)sulfonyl](2-methylpropyl)amino]-1S-(phenylmethyl)propyl]-, 3-(6-hydroxypyridyl)methyl ester

Part A: Preparation of tert-Butyldimethylsilyl 6-(tert-butyldimethylsilyloxy)nicotinate

To a solution of 5.0 g (35.9 mmol) of 6-hydroxynicotinic acid in 200 mL of anhydrous N,N-dimethylformamide at room temperature, was added 8.56 g (125 mmol) of imidazole and then 13.5 g (89 mmol) of tert-butyldimethylsilyl chloride. After 20 hours, the solvent was removed under reduced pressure, ethyl acetate added, washed with water, 5% citric acid, saturated sodium bicarbonate, brine, dried over anhydrous magnesium sulfate, filtered and concentrated to afford 10.5 g of crude material, m/e=368(M+H).

Part B: Preparation of 3-(6-tert-butyldimethylsilyloxy)pyridylcarbinol

To 11 mL of 1M solution of lithium aluminum hydride in diethyl ether at -35° C. under a nitrogen atmosphere, was added a solution of 2.0 g (5.46 mmol) of product from part A in 20 mL of anhydrous diethyl ether. After 30 minutes, the reaction was warmed to 0° C. and stirred for 40 minutes. The solution was then quenched by the careful addition of 0.42 mL of water, 0.42 mL of 20% sodium hydroxide solution, and 0.84 mL of water. Ethyl acetate was added, the precipitate filtered and the organic phase concentrated to yield 0.93 g of crude 3-(6-tert-butyldimethylsilyloxy)pyridylcarbinol, which was used directly in the next step.

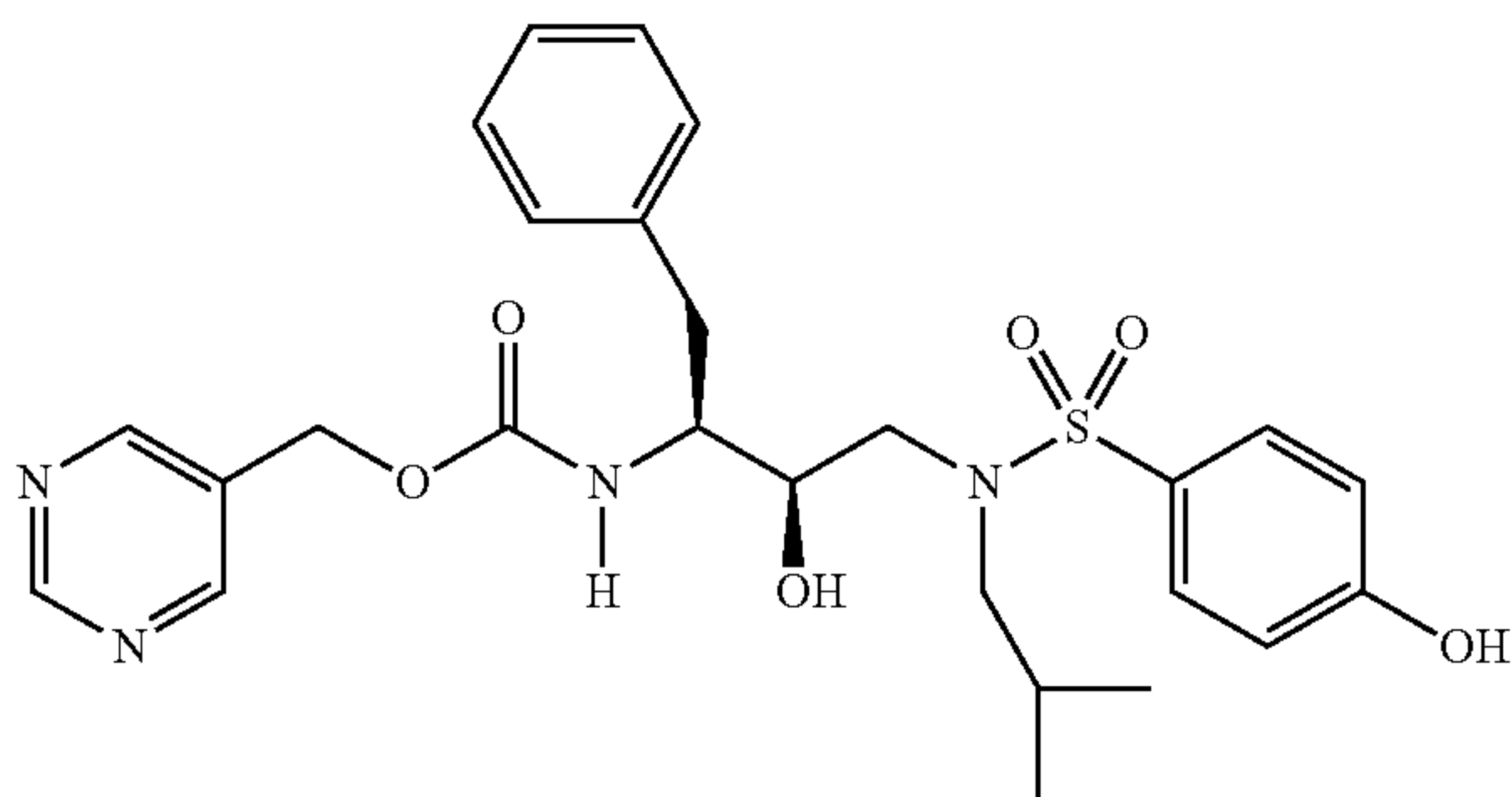
Part C: Preparation of Carbamic acid, [2R-hydroxy-3-[[4-methoxyphenyl)sulfonyl](2-methylpropyl)amino]-1S-(phenylmethyl)propyl]-, 3-(6-hydroxypyridyl)methyl ester

To a solution of 860 mg (3.6 mmol) of material from part B in 15 mL of anhydrous acetonitrile, was added 919 mg (3.6 mmol) of N,N'-disuccinimidyl carbonate and 0.87 mL of pyridine. After 1 hour, 1.42 g (3.5 mmol) of 2R-hydroxy-3-[(2-methylpropyl)(4-methoxyphenyl)sulfonyl]amino-1S-(phenylmethyl)propylamine was added. After 14 hours at room temperature, the solvent was removed under reduced pressure, the residue dissolved in ethyl acetate, washed with 5% citric acid, saturated sodium bicarbonate, brine, dried over magnesium sulfate, filtered and concentrated to afford 2.1 g of crude material. This was directly deprotected by dissolving in 40 mL of 80% acetic acid/water and stirring for

69

2 hours. The solvents were removed under reduced pressure, the residue dissolved in ethyl acetate, washed with saturated sodium bicarbonate, brine, dried over magnesium sulfate, filtered and concentrated to afford 1.7 g of crude product. This was chromatographed on silica gel using 50-100% ethyl acetate/hexane to provide a fraction of 0.19 g of fairly pure material, which was further purified by reverse phase chromatography using 15-40% acetonitrile/water (0.05% trifluoroacetic acid) to provide 120 mg of the desired carbamic acid, [2R-hydroxy-3-[[4-methoxyphenyl)sulfonyl] (2-methylpropyl)amino]-1S-(phenylmethyl)propyl]-, 3-(6-hydroxypyridyl)methyl ester, $m/e=558(M+H)$.

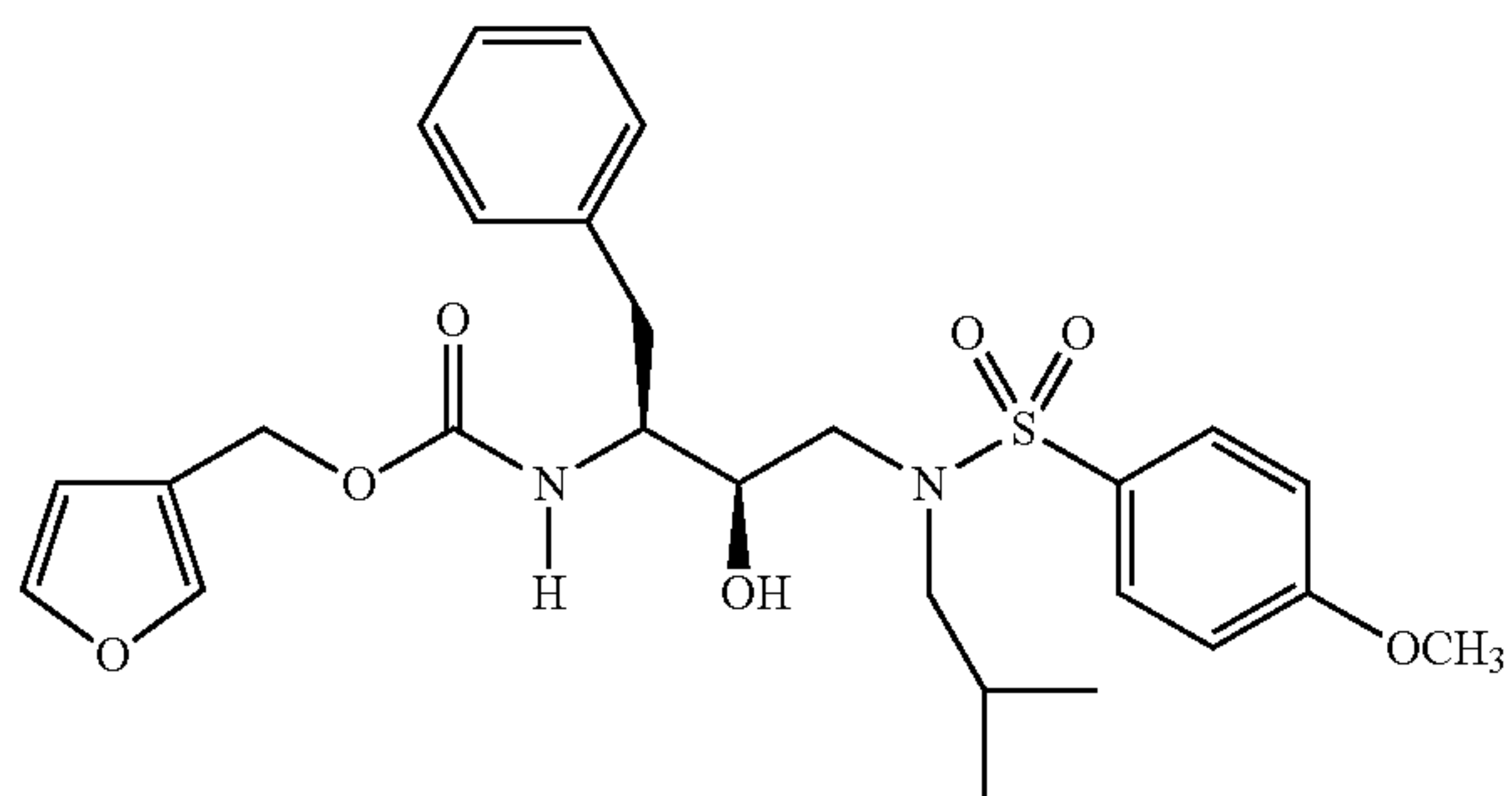
EXAMPLE 13J



Preparation of Carbamic acid, [2R-hydroxy-3-[[4-hydroxyphenyl)sulfonyl] (2-methylpropyl)amino]-1S-(phenylmethyl)propyl], 5-pyrimidylmethyl ester

To a solution of 237 mg (2.15 mmol) of 5-pyrimidylcarbinol in 24 mL of anhydrous acetonitrile, was added 602 mg (2.35 mmol) of N,N'-disuccinimidyl carbonate and then 0.47 mL of pyridine. After stirring for 4.5 hours, 766 mg (1.96 mmol) of 2R-hydroxy-3-[(2-methylpropyl)(4-hydroxyphenyl)sulfonyl]amino-1S-(phenylmethyl) propylamine was added. After stirring for 19 hours, the solvent was removed under reduced pressure, ethyl acetate added, washed with 5% citric acid, saturated sodium bicarbonate, brine, dried over anhydrous magnesium sulfate, filtered and concentrated to afford 1.0 g of crude material. Chromatography on silica gel using 50-100% ethyl acetate/hexane as eluent afforded 450 mg of the desired carbamic acid, [2R-hydroxy-3-[[4-hydroxyphenyl) sulfonyl] (2-methylpropyl)amino]-1S-(phenylmethyl)propyl]-, 5-pyrimidylmethyl ester, $m/e=529(M+H)$.

EXAMPLE 13K

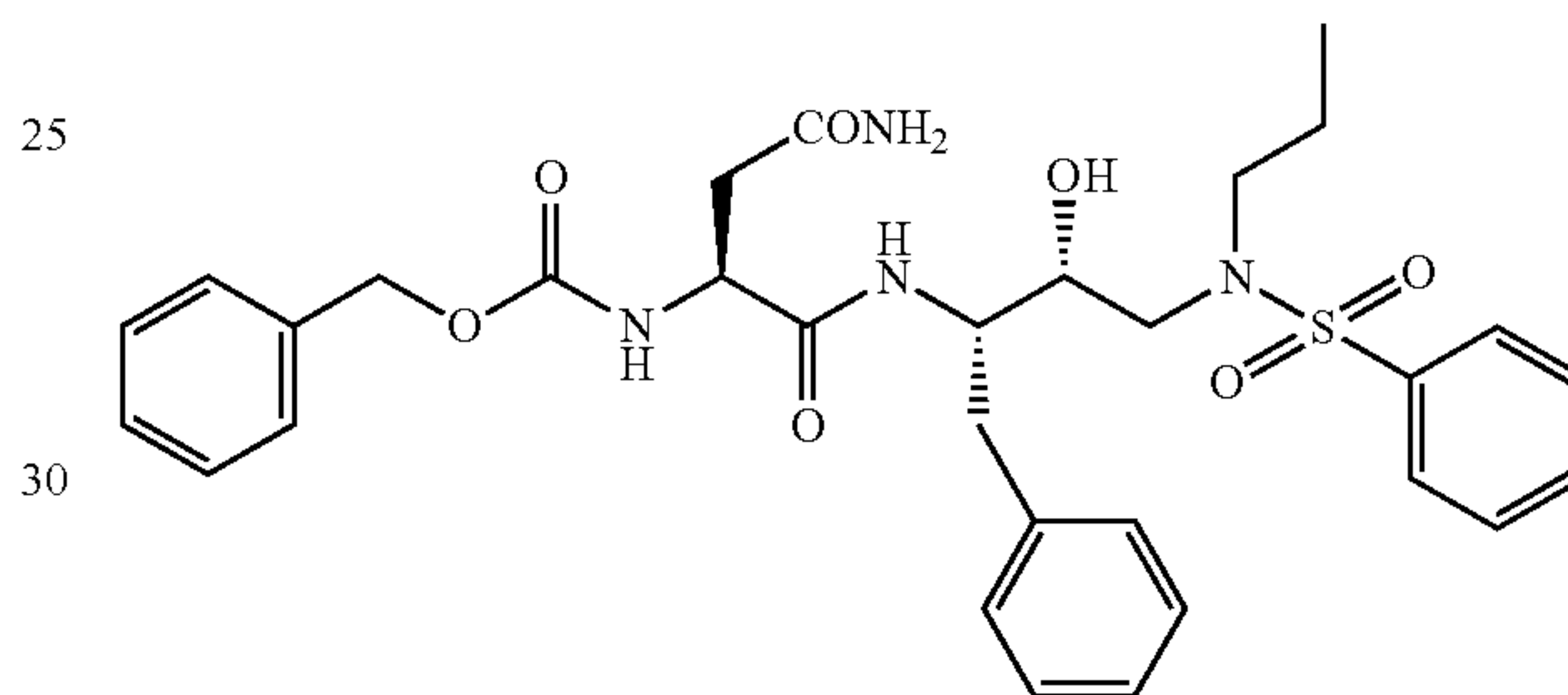


70

Preparation of Carbamic acid, [2R-hydroxy-3-[[4-methoxyphenyl)sulfonyl] (2-methylpropyl)amino]-1S-(phenylmethyl)propyl]-, 3-furanylmethyl ester

To a solution of 98 mg (1 mmol) of 3-(hydroxymethyl) furan in 3 mL of anhydrous acetonitrile, was added 242 μ L of pyridine and then 256 mg of N,N'-disuccinimidyl carbonate at room temperature under nitrogen. After 45 minutes, 406 mg (1 mmol) of 2R-hydroxy-3-[(2-methylpropyl)(4-methoxyphenyl)sulfonyl]amino-1S-(phenylmethyl)propylamine was added. After stirring at room temperature for 16 hours, ethyl acetate was added, washed with 5% citric acid, saturated sodium bicarbonate and brine, dried over magnesium sulfate, filtered and concentrated to afford 565 mg of crude product. This was chromatographed on silica gel using 50% ethyl acetate/hexane as eluent to afford 305 mg of a white foam, which was recrystallized from diethyl ether/hexane to yield 245 mg of pure carbamic acid, [2R-hydroxy-3-[[4-methoxyphenyl) sulfonyl] (2-methylpropyl)amino]-1S-(phenylmethyl) propyl]-, 3-furanylmethyl ester, $m/e=537(M+Li)$.

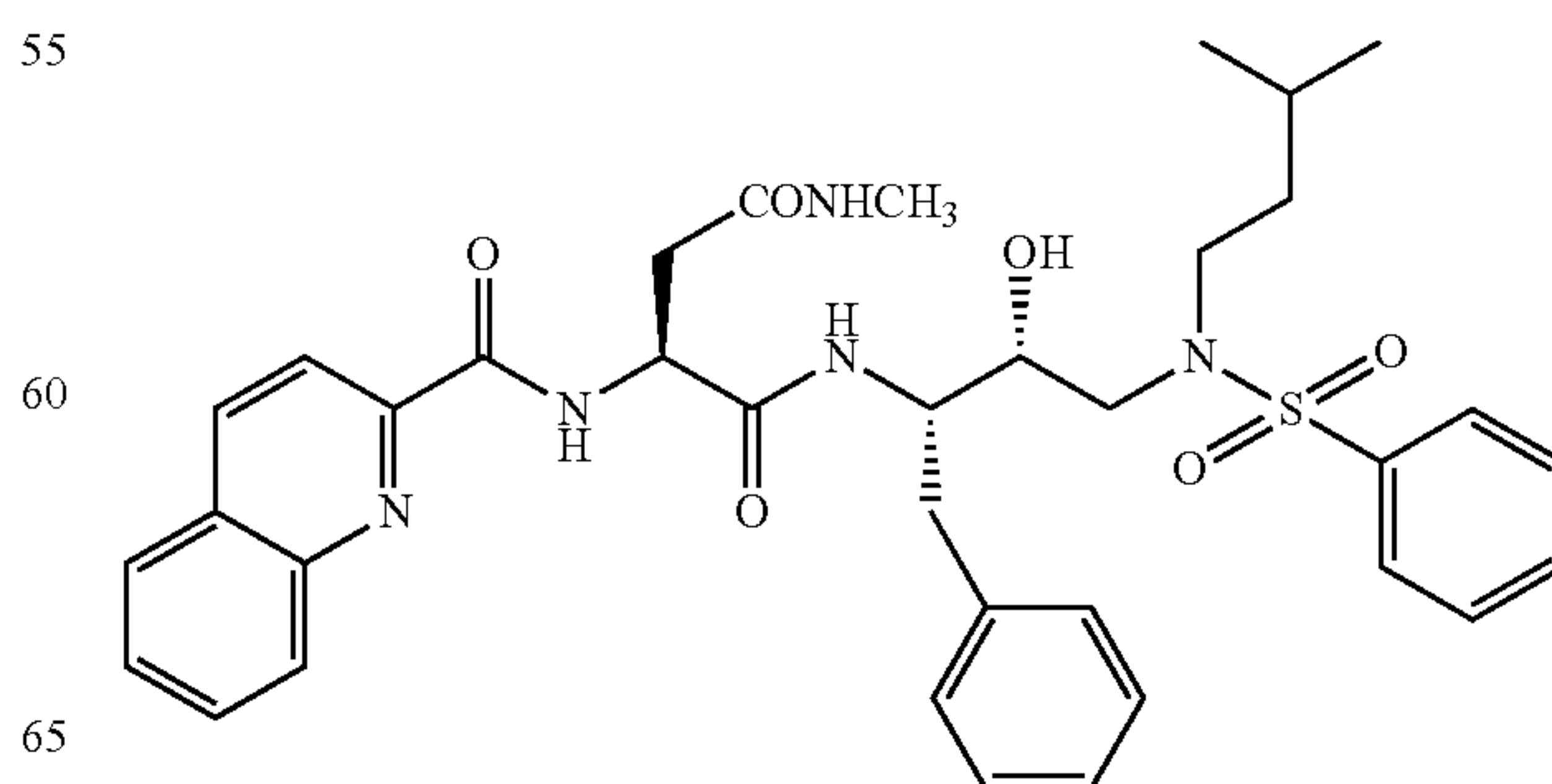
EXAMPLE 14



Preparation of phenylmethyl[3-amino-1S-[[2R-hydroxy-3-[(3-propyl)(phenylsulfonyl)amino]-1S-(phenylmethyl)amino]-carbonyl]-3-oxopropyl] carbamate

Phenylmethyl [2R-hydroxy-3-[(3-propyl) (phenylsulfonyl) amino]-1S-(phenylmethyl)propyl] carbamate (200 mg, 0.40 mmol) was deprotected by hydrogenation over 10% palladium on carbon and the resulting free amine was coupled with N-CBZ-L-asparagine (157 mg, 0.42 mmol) in the presence of N-hydroxybenzotriazole (114 mg, 0.84 mmol) and EDC (130 mg, 0.67 mmol) to give phenylmethyl[3-amino-1S-[[2R-hydroxy-3-[(3-propyl) (phenylsulfonyl)amino]-1S-(phenylmethyl)amino] carbonyl]-3-oxopropyl]carbamate as a solid. Anal. Calcd for $C_{31}H_{38}N_4O_7S \cdot 0.2H_2O$: C, 60.61; H, 6.30; N, 9.12. Found: C, 60.27; H, 6.16; N, 8.93.

EXAMPLE 15A



71

Preparation of N¹-[2R-hydroxy-3-[(3-methylbutyl)(phenylsulfonyl)amino]-N⁴-methyl-1S-(phenylmethyl)propyl]-2S-[(2-quinolinylcarbonyl) amino] butanediamide

Part A:

N²-[(1,1-dimethylethoxy)carbonyl]-N-methyl-L-asparagine was prepared from Boc-L-aspartic acid alpha-benzyl ester (1.0 g, 3.09 mmol), methylamine.HCl (209 mg, 3.09 mmol), EDC (711 mg, 3.7 mmol), 1-hydroxybenzotriazole (627 mg, 4.63 mmol), and N-methylmorpholine (0.7 mL, 6.3 mmol), in DMF (20 mL). After stirring overnight at room temperature, the reaction mixture was diluted with ethyl acetate, washed with water, saturated sodium bicarbonate, 5% citric acid, brine, dried over magnesium sulfate and concentrated to an oil. The oil was taken up in 20 mL dry ethanol, and hydrogenated in the presence of 10% w/w of 10% Pd on C at atmospheric pressure and room temperature overnight. The mixture was filtered through Celite and concentrated to a white solid foam, 670 mg.

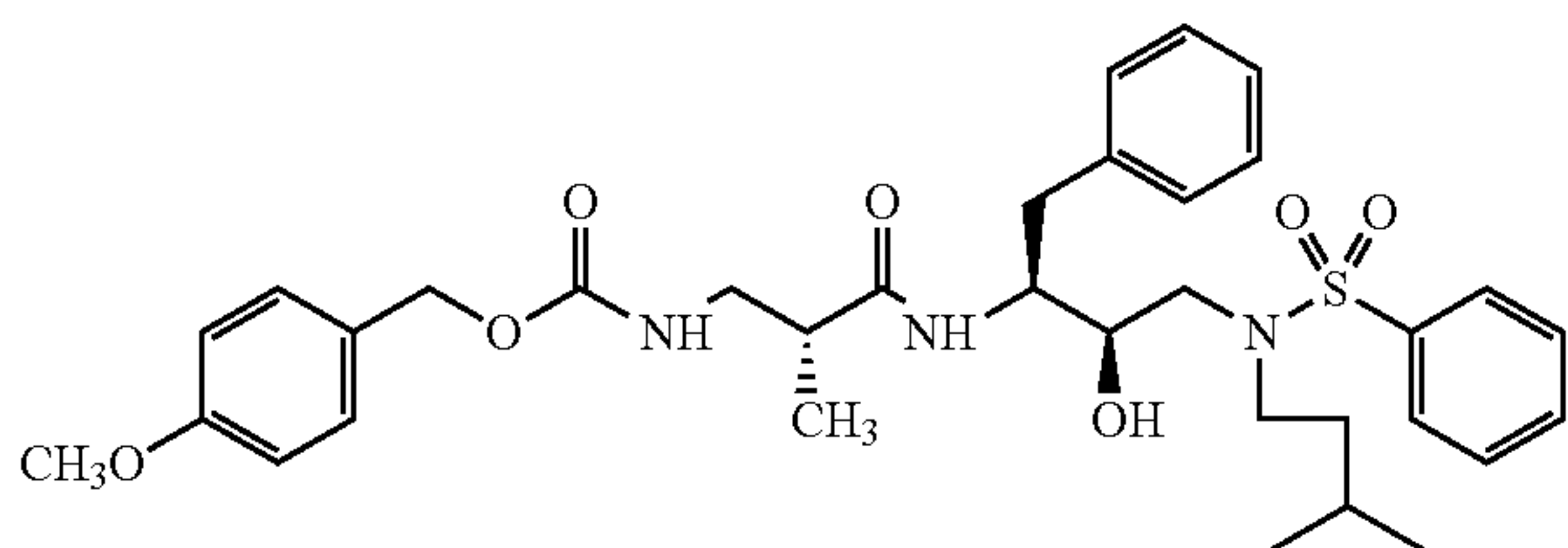
Part B:

A solution of phenylmethyl [2R-hydroxy-3-[(3-methylbutyl)(phenylsulfonyl)amino]-1S-(phenylmethyl)propyl]carbamate (310 mg, 0.59 mmol) in methanol (10 mL) was hydrogenated over 10% palladium on carbon for 3 h., filtered through diatomaceous earth and concentrated to give the product as an oil (214 mg). This free amine (208 mg, 0.53 mmol) was coupled with N²-[(1,1-dimethylethoxy)carbonyl]-N-methyl-L-asparagine (137 mg, 0.56 mmol) in the presence of N-hydroxybenzotriazole (102 mg, 0.76 mmol) and EDC (130 mg, 0.67 mmol) to yield 290 mg of N¹[2R-hydroxy-3-[(3-methylbutyl)(phenylsulfonyl)amino]-N⁴-methyl-1S-(phenylmethyl)propyl]-2S-[(1,1-dimethylethoxy-carbonyl)amino]butane diamide.

Part C:

N¹[2R-hydroxy-3-[(3-methylbutyl)(phenylsulfonyl)amino]-N⁴-methyl-1S-(phenylmethyl)propyl]-2S-[(1,1-dimethylethoxycarbonyl)-amino]butane diamide (270 mg, 0.43 mmol) was stirred in 4N HCl in dioxane (5 mL) at room temperature for 0.5 hr. Solvent and excess reagent were evaporated to dryness. The product was dried in vacuo. This material (125 mg, 0.225 mmol) was then reacted with 2-quinolinecarboxylic acid N-hydroxysuccinimide ester (61 mg, 0.225 mmol), N-methylmorpholine (50 uL, 0.45 mmol) in methylene chloride (2 mL) for 3 h. The product N¹[2R-hydroxy-3-[(3-methylbutyl)(phenylsulfonyl)amino]-N⁴-methyl-1S-(phenylmethyl)propyl]-2S-[(2-quinolinylcarbonyl)-amino]butanediamide was purified by silica gel chromatography. Anal. Calcd for C₃₆H₄₃N₅O₆S.0.2H₂O: C,63.83; H,6.45; N,10.34. Found: C,63.64; H,6.40; N,10.34.

EXAMPLE 15B



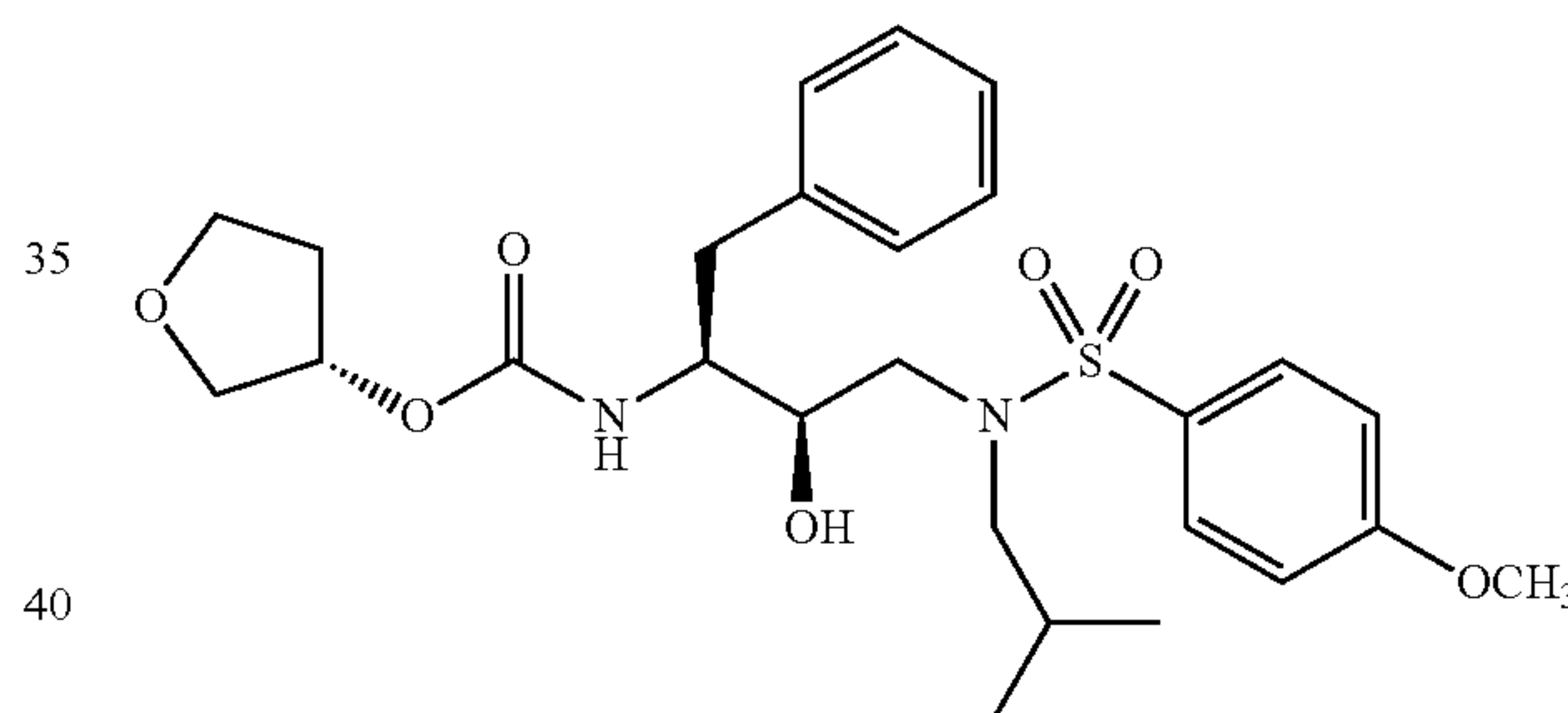
72

Preparation of Carbamic acid, [3-[[2-hydroxy-3-[(3-methylbutyl)(phenylsulfonyl)amino]-1-(phenylmethyl)propyl]amino]-2-methyl-3-oxopropyl]-, (4-methoxyphenyl)methyl ester, [1S-[1R*(S*),2S*]]-

5

Carbamic acid, [2R-hydroxy-3-[(3-methylbutyl)(phenylsulphonyl)amino]-1S-(phenylmethyl)propyl]-, phenylmethyl ester (4.10 g, 7.8 mmol) was hydrogenated in a solution of methanol and ethanol using catalytic Pd/C 10% at 50 psig hydrogen for 3 hours. The catalyst was filtered and the solvents removed in vacuo to yield 3.0 grams of free amine. In a separate flask, 2.09 g, (7.8 mmol), of N-Moz-AMBA was added to 10 mL of dimethylformamide and 1.58 g, (1.5 equiv.), of N-hydroxybenzotriazole and the solution was cooled to 5° C. To this solution was added 1.49 g, (7.8 mmol), of EDC and the solution stirred for 30 min. To this was added the free amine in 10 mL of dimethylformamide, and the reaction was stirred for 20 hours. The solvent was removed by evaporation and the crude material was partitioned between ethyl acetate and saturated aqueous sodium bicarbonate. The ethyl acetate layer was washed with 5% potassium hydrogen sulfate and brine, dried over magnesium sulfate, filtered and concentrated to yield 2.58 grams (52%) of pure product after recrystallization from ethyl acetate, ether, and hexanes.

EXAMPLE 16A

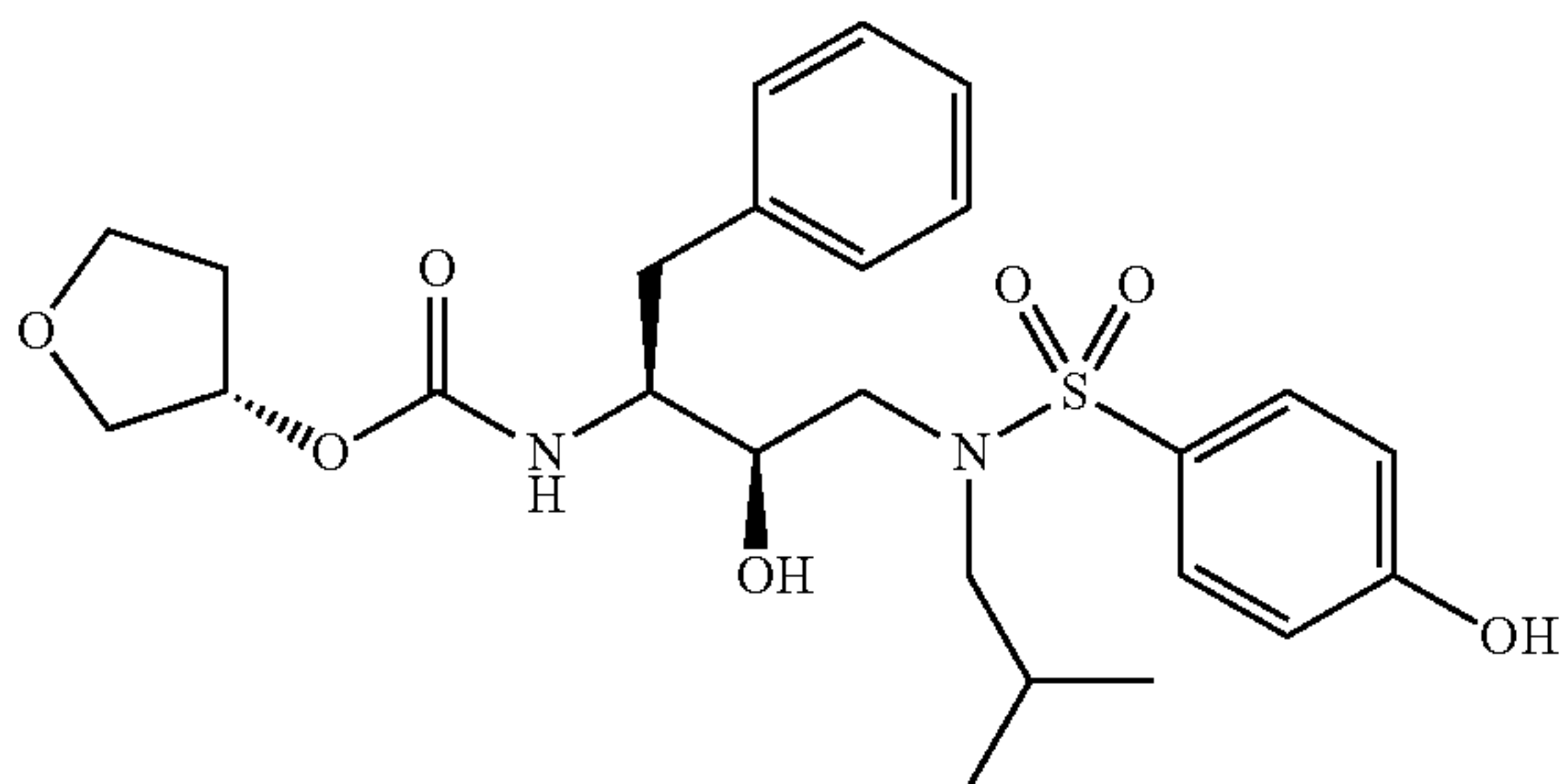


Preparation of Carbamic acid, [2R-hydroxy-3-[(4-methoxyphenylsulfonyl)(2-methylpropyl)amino]-1S-(phenylmethyl)propyl]-, tetrahydrofuran-3S-yl ester

To a solution of 406 mg (1.0 mmol) of [2R-hydroxy-3-[(4-methoxyphenyl)sulfonyl](2-methylpropyl)amino]-1S-(phenylmethyl)propylamine in 5.0 mL of dichloromethane containing 150 mg (1.5 mmol) of triethylamine was added 280 mg (1.22 mmol) of N-succinimidyl-3S-tetrahydrofuranyl carbonate and the reaction mixture was stirred for 2 hours, an additional 136 mg (0.3 mmol) of amine was added to the mixture and the solution stirred another 2 hours. The contents were diluted with 50 mL of ethyl acetate and washed with 5% aqueous citric acid, saturated sodium bicarbonate, and brine, then dried over magnesium sulfate, filtered and concentrated to yield 330 mg of crude product. Purification by silica gel chromatography using an eluant of 1:1 to 2:1 ethyl acetate/hexanes gradient provided Carbamic acid, [2R-hydroxy-3-[(4-methoxyphenylsulfonyl)(2-methylpropyl)amino]-1S-(phenylmethyl)propyl]-, tetrahydrofuran-3S-yl ester as a white solid. m/z=521 (M+H) calc. 521.2311 obs. 521.2311.

73

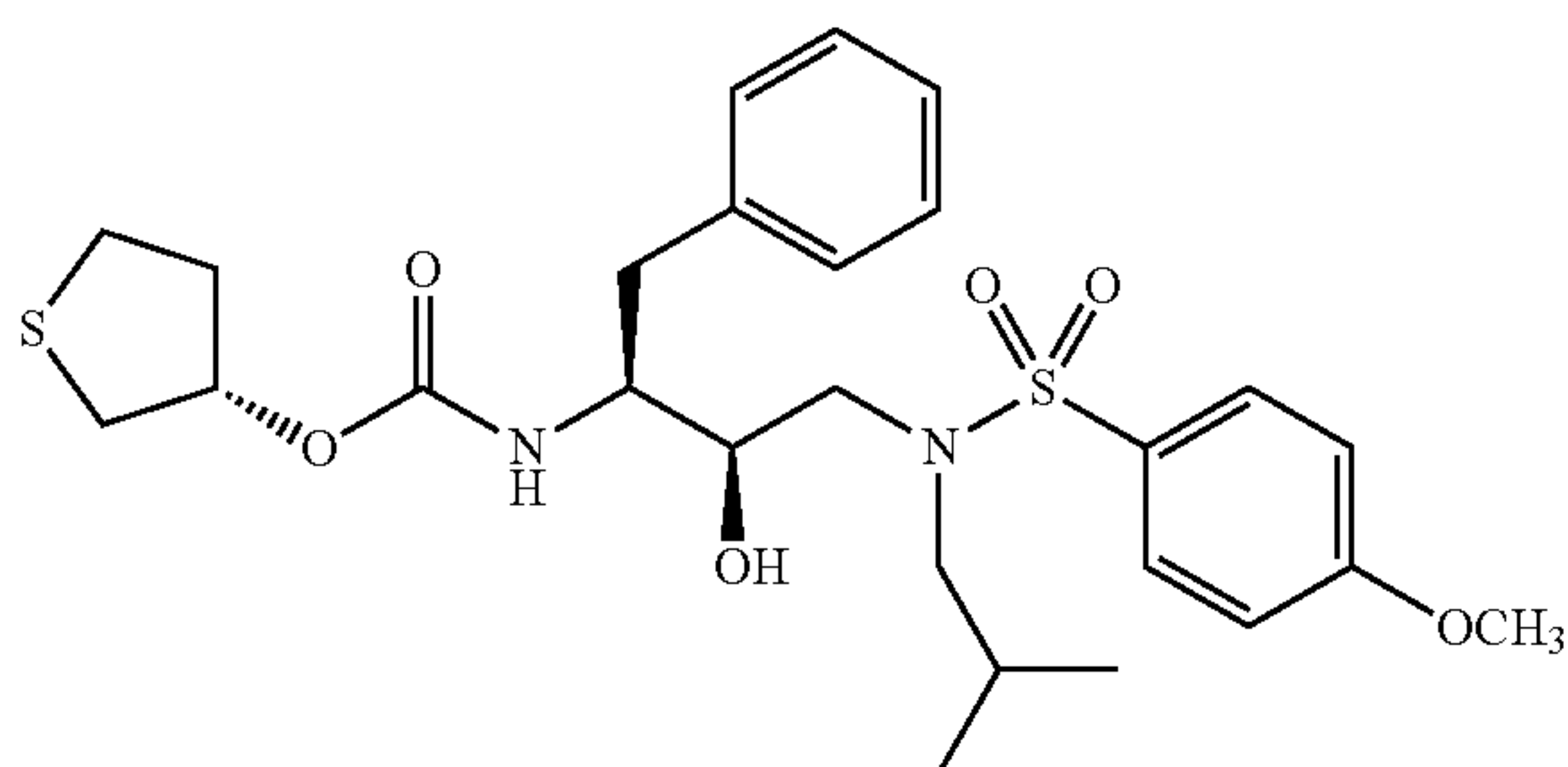
EXAMPLE 16B



Preparation of Carbamic acid, [2R-hydroxy-3-[(4-hydroxyphenylsulfonyl)(2-methylpropyl)amino]-1S-(phenylmethyl)propyl-, tetrahydrofuran-3S-yl ester

To a solution of 435 mg (1.0 mmol) of [2R-hydroxy-3-[(4-hydroxyphenylsulfonyl)(2-methylpropyl)amino]-1S-(phenylmethyl)propylamine in 3.0 mL of dimethylformamide was added 225 mg (0.98 mmol) of N-succinimidyl-3S-tetrahydrofuranylcarbonate and the solution was stirred overnight. The mixture was diluted with 50 mL of ethyl acetate and washed with 5% aqueous citric acid, saturated sodium bicarbonate, and brine, dried over magnesium sulfate, filtered and concentrated to yield 515 mg of crude product. Purification by silica gel chromatography using an eluant of 1:1 ethyl acetate: hexanes provided 315 mg of Carbamic acid, [2R-hydroxy-3-[(4-hydroxyphenylsulfonyl)(2-methylpropyl)amino]-1S-(phenylmethyl)propyl-, tetrahydrofuran-3S-yl ester, as a white solid. HRMS calc. 507.2165, obs. 507.2155.

EXAMPLE 16C



Preparation of Carbamic acid, [2R-hydroxy-3-[(4-methoxyphenylsulfonyl)(2-methylpropyl)amino]-1S-(phenylmethyl)propyl-, tetrahydrothiophen-3S-yl ester

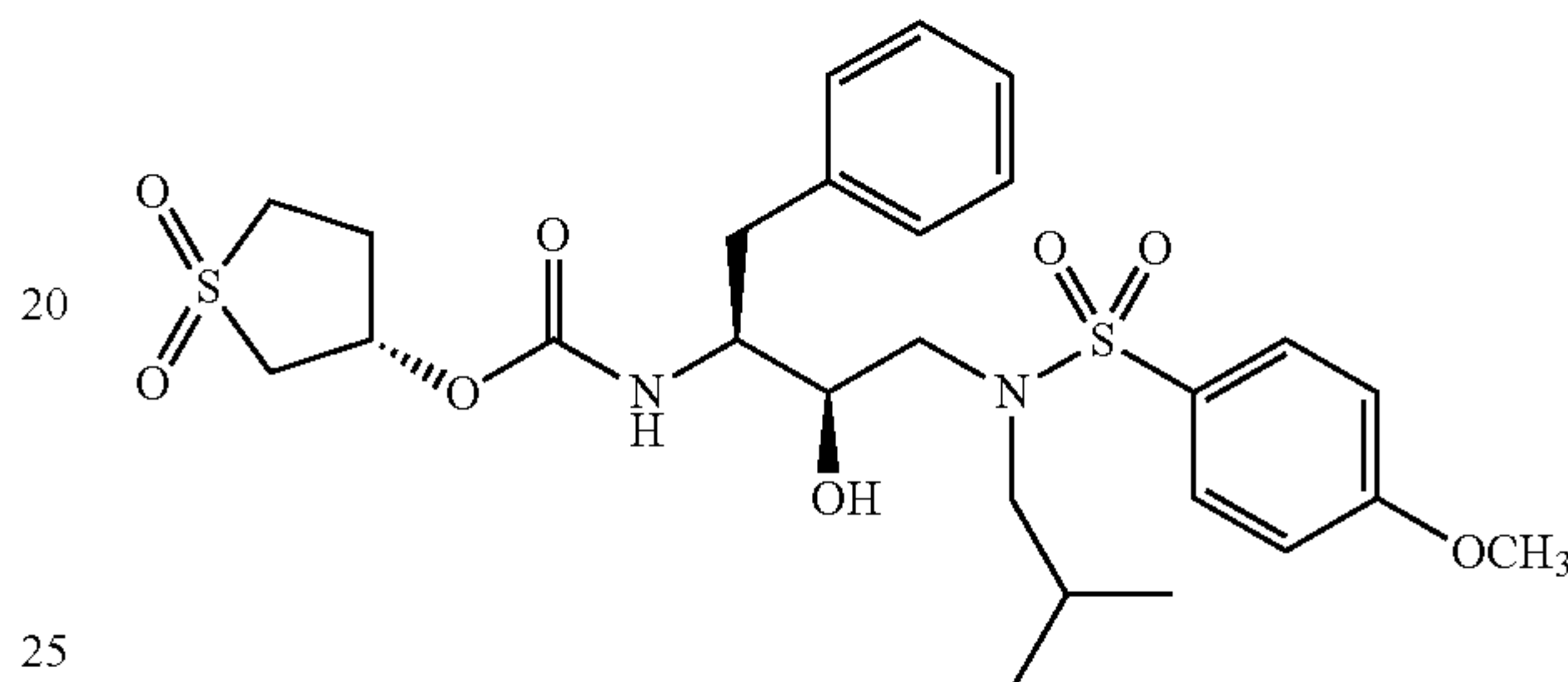
To a solution of 215 mg (2.0 mmol) of 3S-hydroxythiophene, 415 μ L of anhydrous pyridine, and 2 mL of dry acetonitrile was added 512 mg (2.0 mmol) of N,N'-Dimethylsuccinimidyl carbonate and this suspension was stirred for 45 minutes. To this clear solution was added a solution of 700 mg (1.7 mmol) of [2R-hydroxy-3-[(4-methoxyphenylsulfonyl)(2-methylpropyl)amino]-1S-(phenylmethyl)propylamine in 2.0 mL of acetonitrile and stirred for 12 hours. The contents were concentrated, and the residue was partitioned

74

between ethyl acetate and 5% aqueous potassium hydrogen sulfate. The organic layer was washed with saturated sodium bicarbonate and then brine, dried over sodium sulfate, filtered and concentrated to yield 780 mg of crude material. Purification by silica gel chromatography using an eluant of 10:10:1 ethyl acetate: hexane:methanol provided 520 mg of Carbamic acid, [2R-hydroxy-3-[(4-methoxyphenylsulfonyl)(2-methylpropyl)amino]-1S-(phenylmethyl)propyl-, tetrahydrothiophen-3S-yl-ester, as a crystalline white solid. m.p.=162-3° C., m/z=553 (M+H).

EXAMPLE 16D

15



20

25

30

35

40

45

50

Preparation of Carbamic acid, [2R-hydroxy-3-[(4-methoxyphenylsulfonyl)(2-methylpropyl)amino]-1S-(phenylmethyl)propyl-, 1,1-dioxotetrahydrothiophen-3S-yl ester

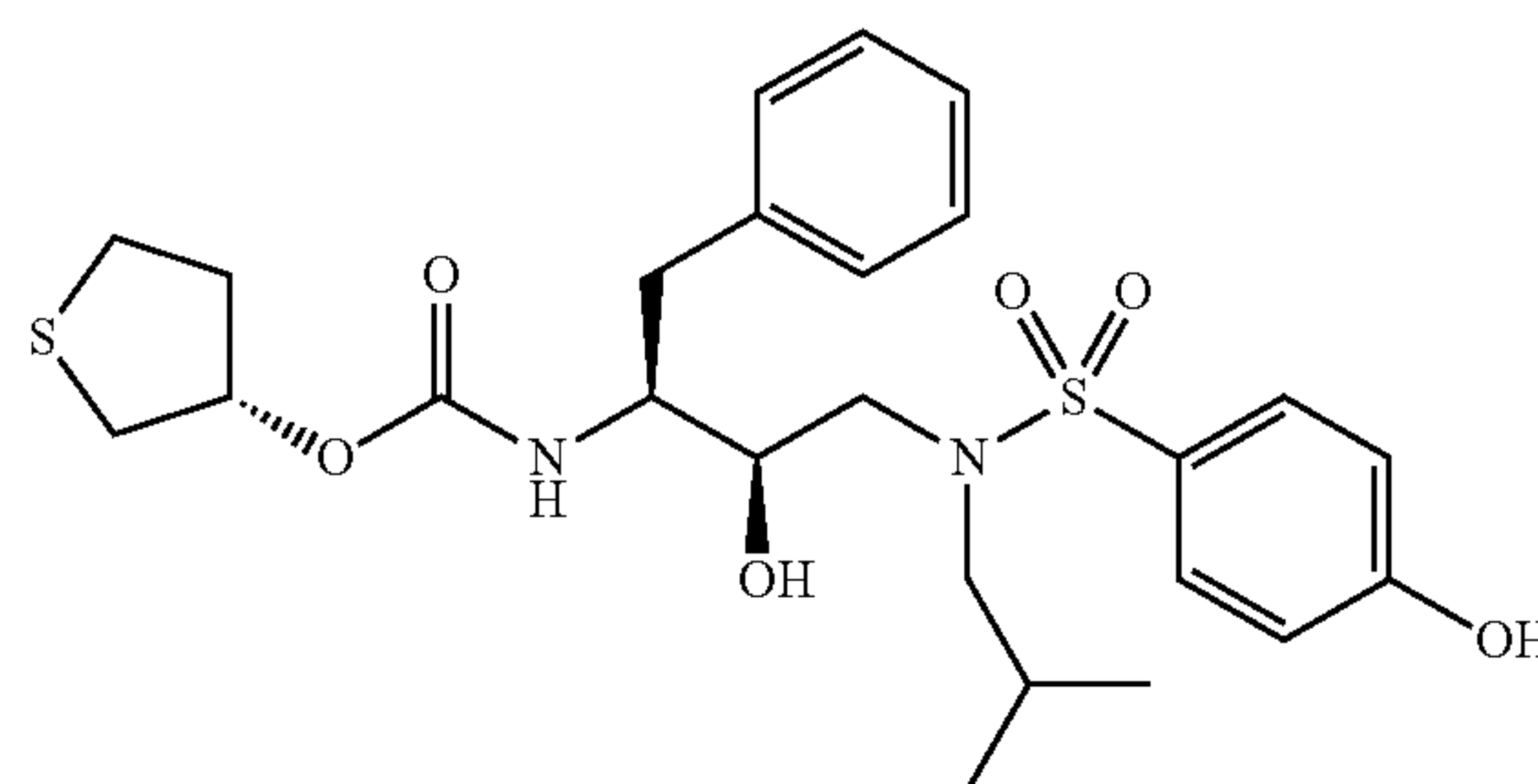
To a solution of 270 mg (0.5 mmol) of Carbamic acid, [2R-hydroxy-3-[(4-methoxyphenylsulfonyl)(2-methylpropyl)amino]-1S-(phenylmethyl)propyl-, tetrahydrothiophen-3S-yl ester in 30 mL of dichloromethane was added 400 mg (1.2 mmol) of m-chloroperbenzoic acid (50 wt %) and the mixture was stirred for 12 hours. The contents were diluted with 10 mL of 10% aqueous sodium metabisulfite and stirred for 30 minutes. The organic layer was washed with saturated sodium bicarbonate, dried over sodium sulfate, filtered and concentrated to yield 290 mg of crude product. Purification by silica gel chromatography using an eluant of 10:10:1 ethyl acetate:hexane:methanol provided 260 mg of Carbamic acid, [2R-hydroxy-3-[(4-methoxyphenylsulfonyl)(2-methylpropyl)amino]-1S-(phenylmethyl)propyl-, 1,1-dioxotetrahydrothiophen-3S-yl ester, as a white crystalline solid. m.p.=69° C., m/z 569 (M+H).

EXAMPLE 16E

55

60

65

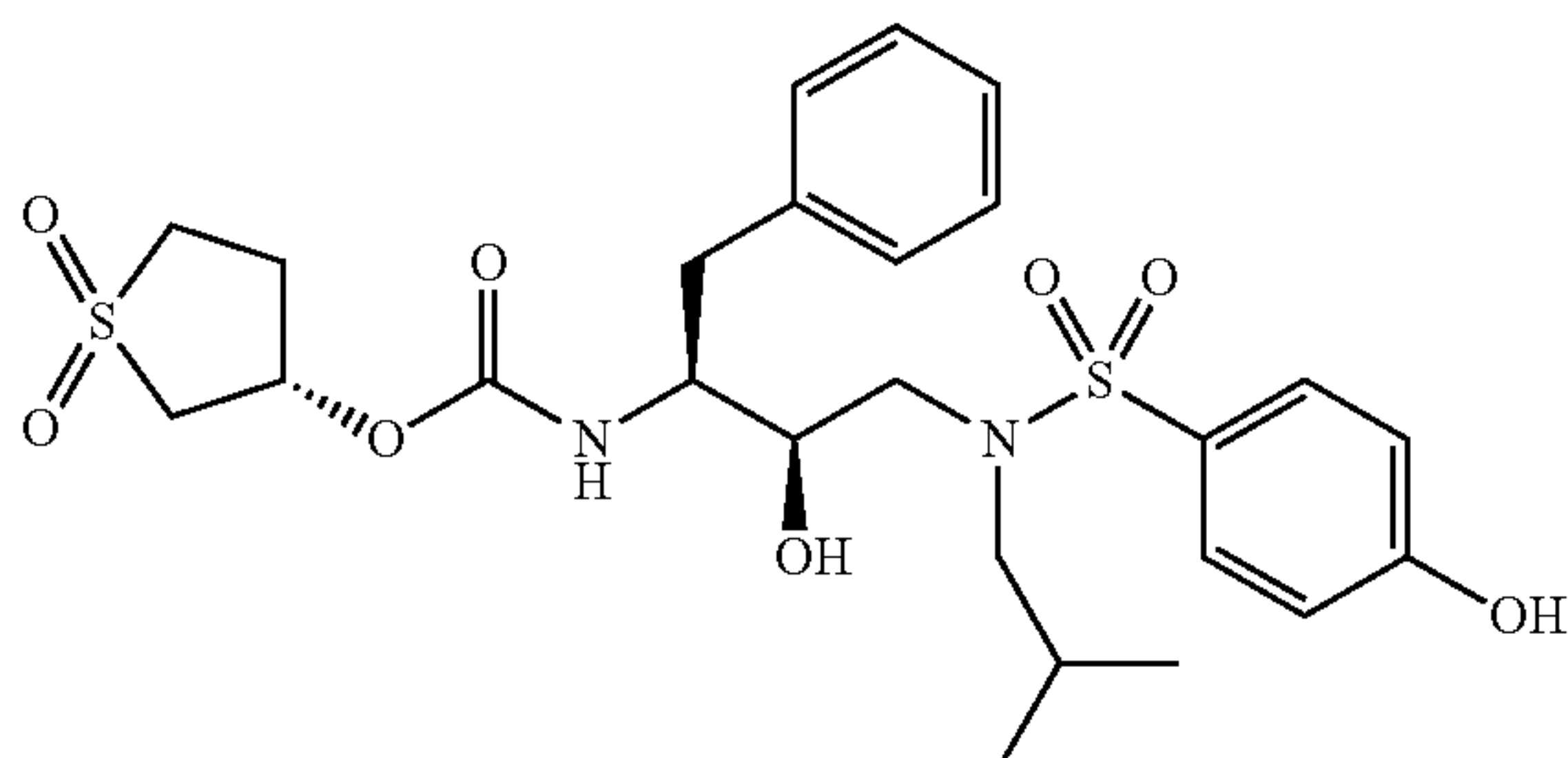


75

Preparation of Carbamic acid, [2R-hydroxy-3-[(4-hydroxyphenylsulfonyl)(2-methylpropyl)amino]-1S-(phenylmethyl)propyl-, tetrahydrothiophen-3S-yl ester

To a solution of 125 mg (1.2 mmol) of 3-S-hydroxythiophene, 250 μ L of anhydrous pyridine, and 1 mL of dry acetonitrile was added 307 mg (1.2 mmol) of N,N'-dimethylsuccinimidyl carbonate and this suspension was stirred for 45 minutes. To this clear solution was added a solution of 445 mg (1.0 mmol) [2R-hydroxy-3-[[4-hydroxyphenylsulfonyl](2-methylpropyl)amino]-1S-(phenylmethyl)propylamine in 1.0 mL of acetonitrile and stirred for 12 hours. The contents were concentrated, and the residue was partitioned between ethyl acetate and 5% aqueous potassium hydrogen sulfate. The organic layer was washed with saturated sodium bicarbonate and then brine, dried over sodium sulfate, filtered and concentrated to yield 460 mg of crude material. Purification by silica gel chromatography using an eluant of 10:10:1 ethyl acetate:hexane:methanol provided 235 mg of Carbamic acid, [2R-hydroxy-3-[(4-hydroxyphenyl sulfonyl)(2-methylpropyl) amino]-1S-(phenylmethyl)propyl-, tetrahydrothiophen-3S-yl ester, as a crystalline white solid. m.p.=184-85° C., m/z=529 (M+Li)

EXAMPLE 16F

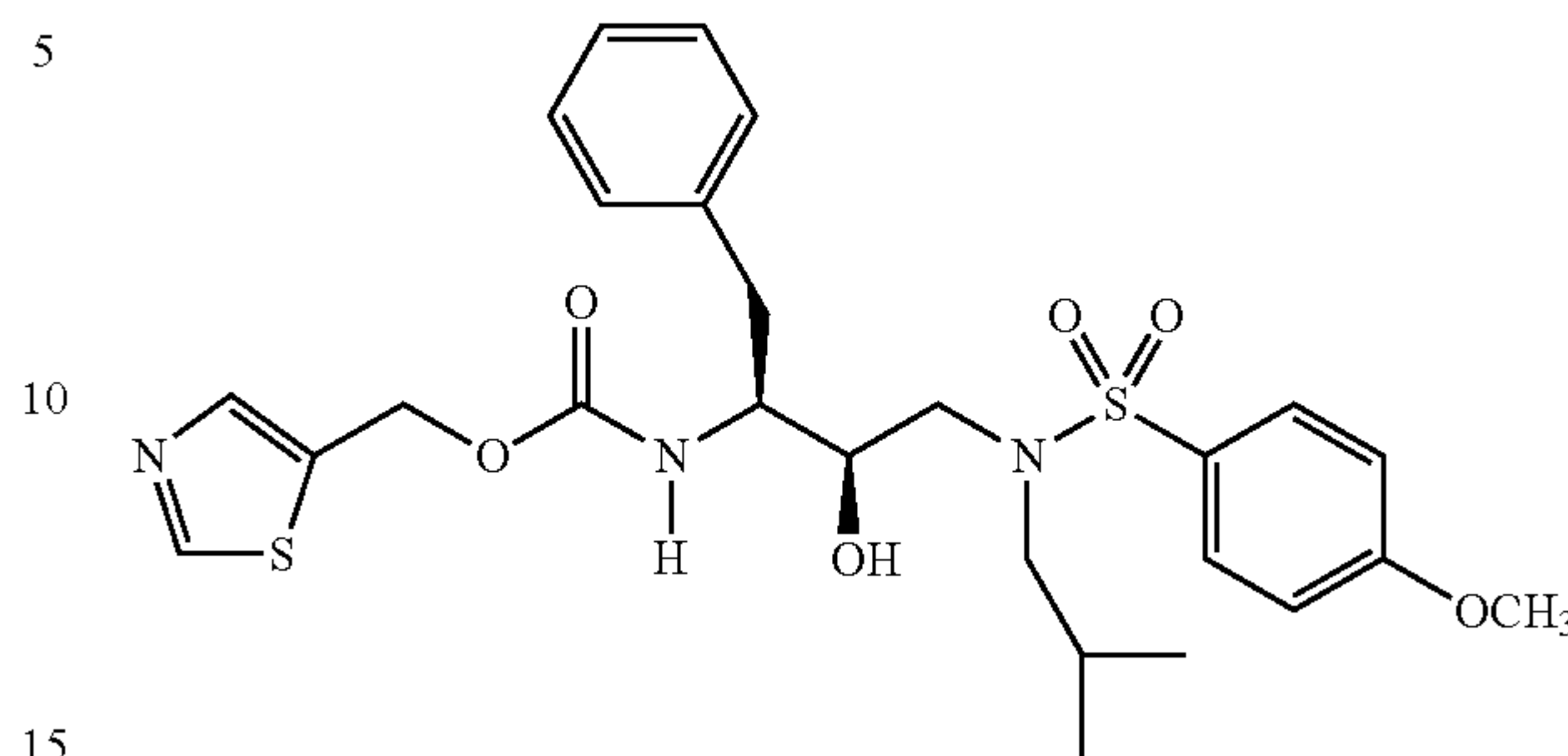


Preparation of Carbamic acid, [2R-hydroxy-3-[(4-hydroxyphenylsulfonyl)(2-methylpropyl)amino]-1S-(phenylmethyl)propyl-, 1,1-dioxotetrahydrothiophen-3S-yl ester

To a solution of 125 mg (0.24 mmol) of carbamic acid, [2R-hydroxy-3-[(4-hydroxyphenylsulfonyl)(2-methylpropyl) amino]-1S-(phenylmethyl)propyl-, tetrahydrothiophen-3S-yl ester in 30 mL of dichloromethane was added 240 mg (0.7 mmol) of m-chloroperbenzoic acid (50 wt %) and the mixture was stirred for 12 hours. The contents were diluted with 5 mL of 10% aqueous sodium metabisulfite and stirred for 30 minutes. The organic layer was washed with saturated sodium bicarbonate, dried over sodium sulfate, filtered and concentrated to yield 110 mg of crude product. Purification by silica gel chromatography using an eluant of 1:1 to 2:1 ethyl acetate:hexane:methanol provided 100 mg of carbamic acid, [2R-hydroxy-3-[(4-hydroxyphenyl sulfonyl)(2-methylpropyl)amino]-1S-(phenylmethyl)propyl-, 1,1-dioxotetrahydrothiophen-3S-yl-ester, as a white crystalline solid, m.p.=190° C., m/z=561 (M+Li)

76

EXAMPLE 17A



Preparation of Carbamic acid, [2R-hydroxy-3-[[4-methoxyphenylsulfonyl](methylpropyl)amino]-1S-(phenylmethyl)propyl-, 5-thiazolylmethyl ester

Part A: Preparation of Methyl 2-aminothiazole-5-carboxylate

Methyl chloroacetate 190 g (1.75 mol) and methyl formate 111 g (1.80 mol), were added dropwise to a suspension of 100 g (1.8 mol) of sodium methoxide in 450 mL of dry toluene at 5° C. over 2 hours. After an additional 2.5 hours at 0° C. The contents were diluted with 600 mL of water and the layers separated. The aqueous phase was acidified with 113 mL of concentrated hydrochloric acid. The aqueous solution was placed in a 2 liter flask and 175 grams of thiourea was added and to solution was heated to reflux for 1.45 hours. To the cooled solution was added 25 g of DARCO activated charcoal and filtered through filter paper. The crude dark yellow solution was neutralized with 2.5 N sodium hydroxide upon which time an amber solid precipitated which was filtered and air dried to yield 147 g of desired methyl 2-aminothiazole-5-carboxylate. m/e=159 (M+H).

Part B: Preparation of Methyl 5-thiazolecarboxylate

To a solution of 35 mL (30.5 g, 260 mmol) of isoamyl nitrite in 120 mL of dioxane at 80° C. under nitrogen, was slowly added a slurry of 20.0 g (126 mmol) of methyl 2-amino-5-thiazolecarboxylate over a 45 minute period. After refluxing for a further 1 hour, the solution was cooled, concentrated, dissolved in ethyl acetate, washed with saturated sodium bicarbonate, brine, dried over magnesium sulfate, filtered and concentrated to afford 28 g of the crude product. This was chromatographed on 400 g of silica gel using 20% ethyl acetate/hexane to afford 9.07 g of purified material, which was crystallized from methylene chloride/hexane to yield 7.64 g of pure methyl 5-thiazolylcarboxylate, m/e=144(M+H).

Part C: Preparation of 5-thiazolemethanol

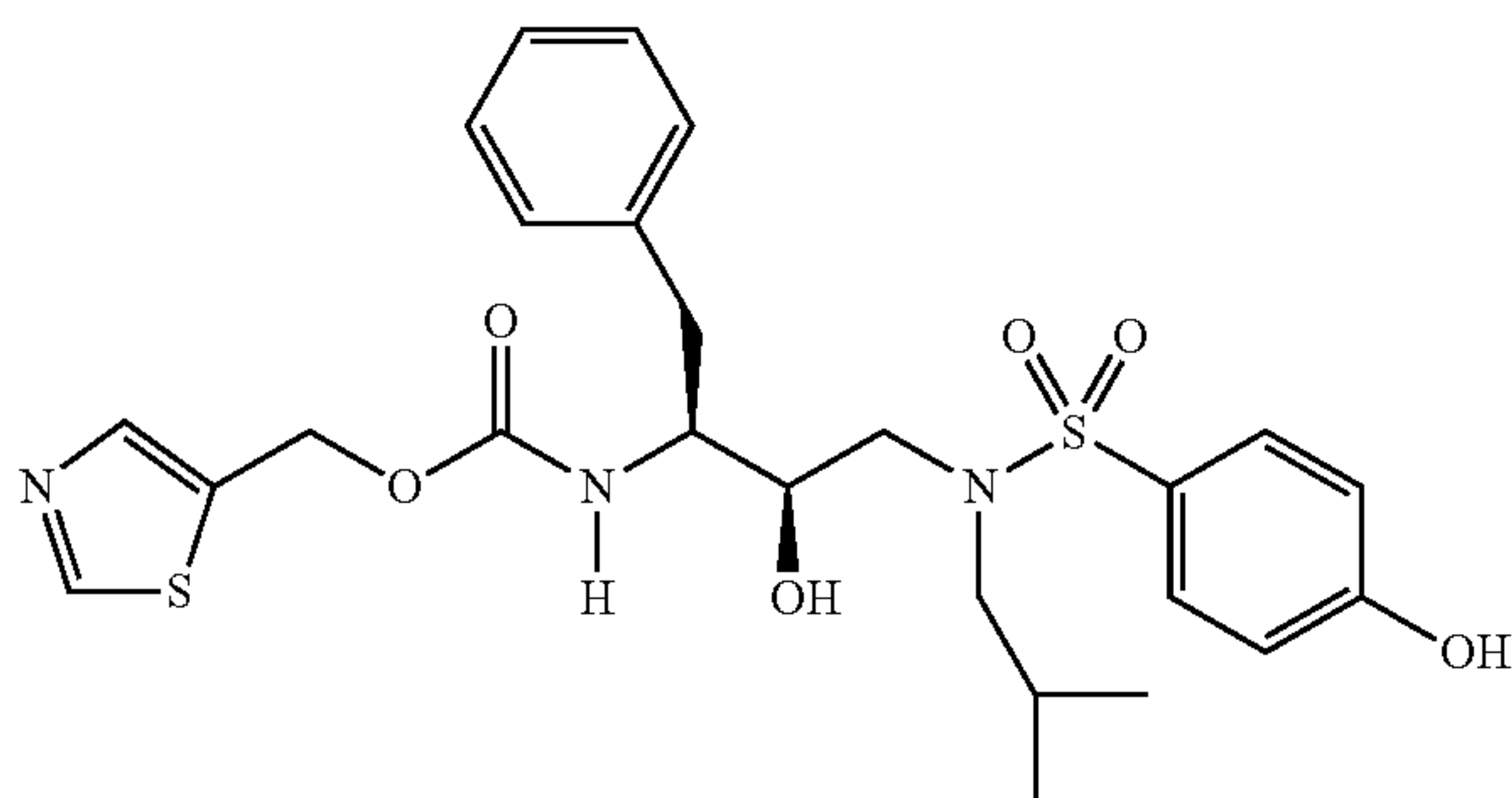
To a solution of 11.73 g (82 mmol) of methyl 5-thiazolylcarboxylate in 105 mL of anhydrous tetrahydrofuran at 0° C. under nitrogen, was added 90 mL (90 mmol) of a 1.0M lithium aluminum hydride solution in diethyl ether over a 35 minute period. After stirring at room temperature for 30 minutes, the solution was cooled to 0° C., and carefully quenched by the addition of 3 mL of water, 3 mL of 20% sodium hydroxide solution, and 6 mL of water, then 100 mL of tetrahydrofuran was added. After stirring for 1 hour, the mixture was filtered, the solid was washed with tetrahydrofuran, and the filtrate concentrated to afford 7.56 g of 5-thiazolylmethanol.

77

Part D: Preparation of Carbamic acid, [2R-hydroxy-3-[[4-methoxyphenyl)sulfonyl](methylpropyl)amino]-1S-(phenylmethyl)propyl-, 5-(thiazolyl)methyl ester

To a solution of 115 mg (1.00 mmol) of 5-(hydroxymethyl) thiazole in 3 mL of anhydrous acetonitrile, was added 0.25 mL (0.25 g, 3.09 mmol) of pyridine and then 256 mg (1.03 mmol) of N,N'-disuccinimidyl carbonate at room temperature under nitrogen. After 45 minutes, 406 mg (1.00 mmol) of 2R-hydroxy-3-[(2-methylpropyl)(4-methoxyphenyl)sulfonyl]amino-1S-(phenylmethyl)propylamine was added. After stirring at room temperature for 15 hours, ethyl acetate was added, washed with water, saturated sodium bicarbonate and brine, dried over magnesium sulfate, filtered and concentrated to afford 500 mg of crude product. This was chromatographed on silica gel using 80% ethyl acetate/hexane as eluent to afford 307 mg of a white solid, which was identified as the desired carbamic acid, [2R-hydroxy-3-[[4-methoxyphenyl)sulfonyl](2-methylpropyl)amino]-1S-(phenylmethyl)propyl-, 5-thiazolylmethyl ester, m/e=548(M+H).

EXAMPLE 17B

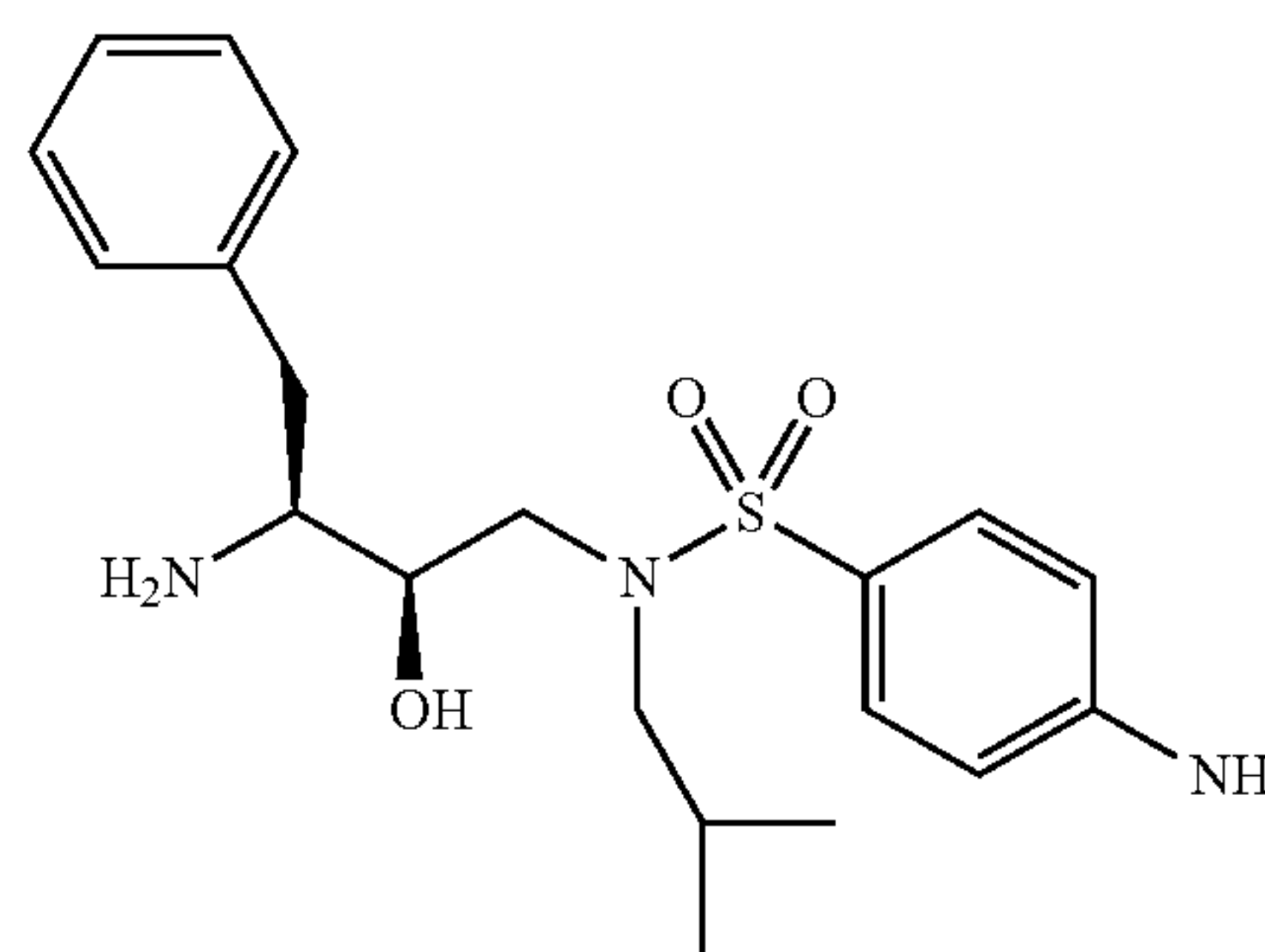


Preparation of Carbamic acid, [2R-hydroxy-3-[[4-hydroxyphenyl)sulfonyl](2-methylpropyl)amino]-1S-(phenylmethyl)propyl-, 5-thiazolylmethyl ester

To a solution of 115 mg (1.00 mmol) of 5-(hydroxymethyl) thiazole in 3 mL of anhydrous acetonitrile, was added 0.25 mL (0.25 g, 3.09 mmol) of pyridine and then 256 mg (1.03 mmol) of N,N'-disuccinimidyl carbonate at room temperature under nitrogen. After 45 minutes, 392 mg (1.00 mmol) of 2R-hydroxy-3-[(2-methylpropyl)(4-hydroxyphenyl)sulfonyl]amino-1S-(phenylmethyl)propylamine was added. After stirring at room temperature for 15 hours, ethyl acetate was added, washed with water, saturated sodium bicarbonate and brine, dried over magnesium sulfate, filtered and concentrated to afford 450 mg of crude product. This was chromatographed on silica gel using 80% ethyl acetate/hexane as eluent to afford 270 mg of a white solid, which was identified as the desired carbamic acid, [2R-hydroxy-3-[[4-hydroxyphenyl)sulfonyl](2-methylpropyl)amino]-1S-(phenylmethyl)propyl-, 5-thiazolylmethyl ester, m/e=534 (M+H).

78

EXAMPLE 18A



Preparation of 2R-hydroxy-3-[[4-aminophenyl)sulfonyl](2-methylpropyl)amino]-1S-(phenylmethyl)propylamine

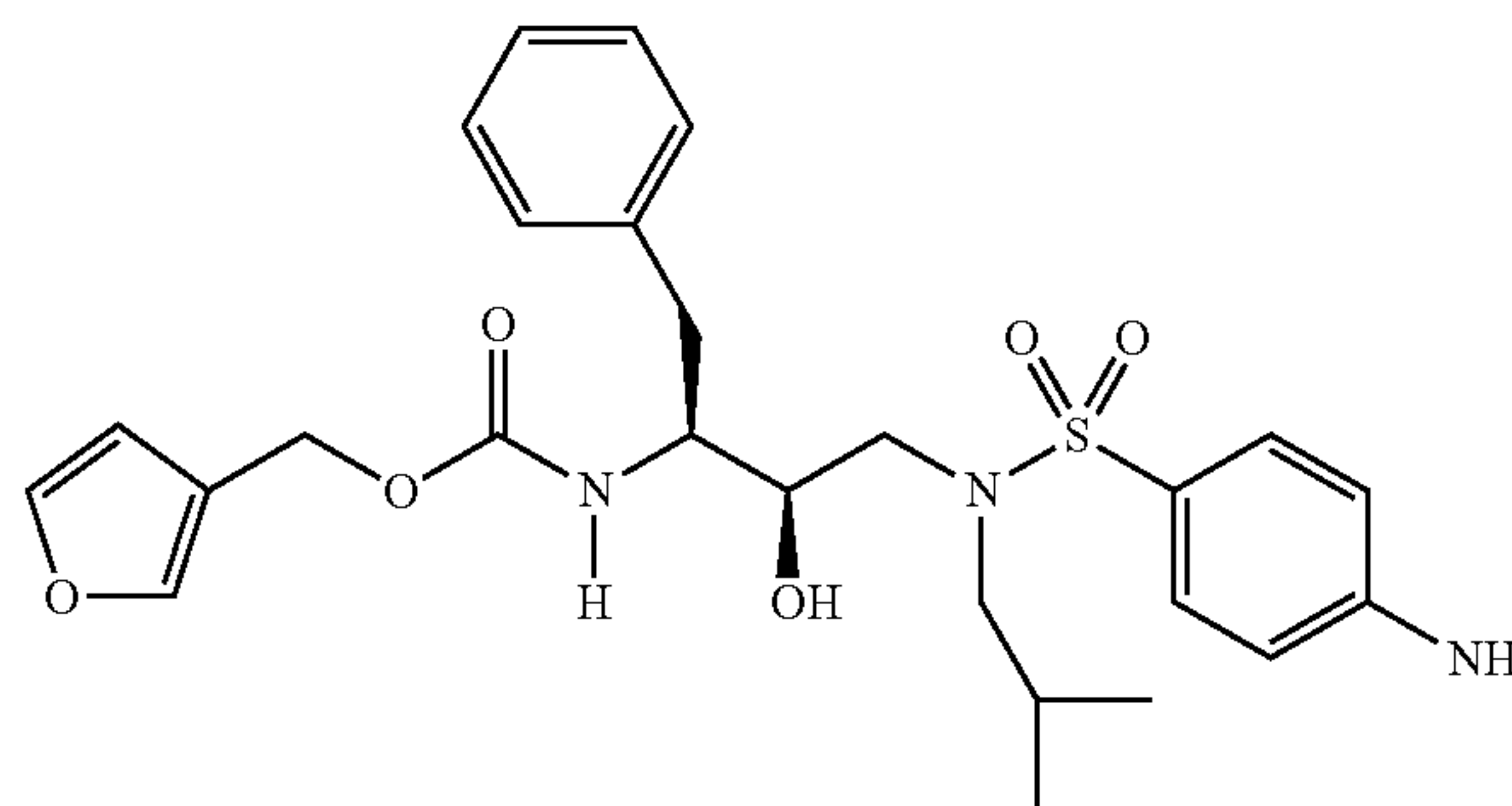
Part A: Preparation of Carbamic acid, 2R-hydroxy-3-[[4-nitrophenyl)sulfonyl](2-methylpropyl)amino]-1S-(phenylmethyl)propyl-, phenylmethyl ester

To a solution of 4.0 g (10.8 mmol) of N-[3S-benzyloxy carbonylamino-2R-hydroxy-4-phenyl]-N-isobutylamine in 50 mL of anhydrous methylene chloride, was added 4.5 mL (3.27 g, 32.4 mmol) of triethylamine. The solution was cooled to 0° C. and 2.63 g (11.9 mmol) of 4-nitrobenzene sulfonyl chloride was added, stirred for 30 minutes at 0° C., then for 1 hour at room temperature. Ethyl acetate was added, washed with 5% citric acid, saturated sodium bicarbonate, brine, dried and concentrated to yield 5.9 g of crude material. This was recrystallized from ethyl acetate/hexane to afford 4.7 g of pure carbamic acid, [2R-hydroxy-3-[[4-nitrophenyl)sulfonyl](2-methylpropyl)amino]-1S-(phenylmethyl)propyl-, phenylmethyl ester, m/e=556(M+H).

Part B: Preparation of 2R-hydroxy-3-[[4-aminophenyl)sulfonyl](2-methylpropyl)amino]-1S-(phenylmethyl)propylamine

A solution of 3.0 g (5.4 mmol) of carbamic acid, 2R-hydroxy-3-[[4-nitrophenyl)sulfonyl](2-methylpropyl)amino]-1S-(phenylmethyl)propyl-, phenylmethyl ester in 20 mL of ethyl acetate was hydrogenated over 1.5 g of 10% palladium-on-carbon catalyst under 35 psig of hydrogen for 3.5 hours. The catalyst was removed by filtration and the solution concentrated to afford 2.05 g of the desired 2R-hydroxy-3-[[4-aminophenyl)sulfonyl](2-methylpropyl)amino]-1S-(phenylmethyl)propylamine, m/e=392(M+H).

EXAMPLE 18B

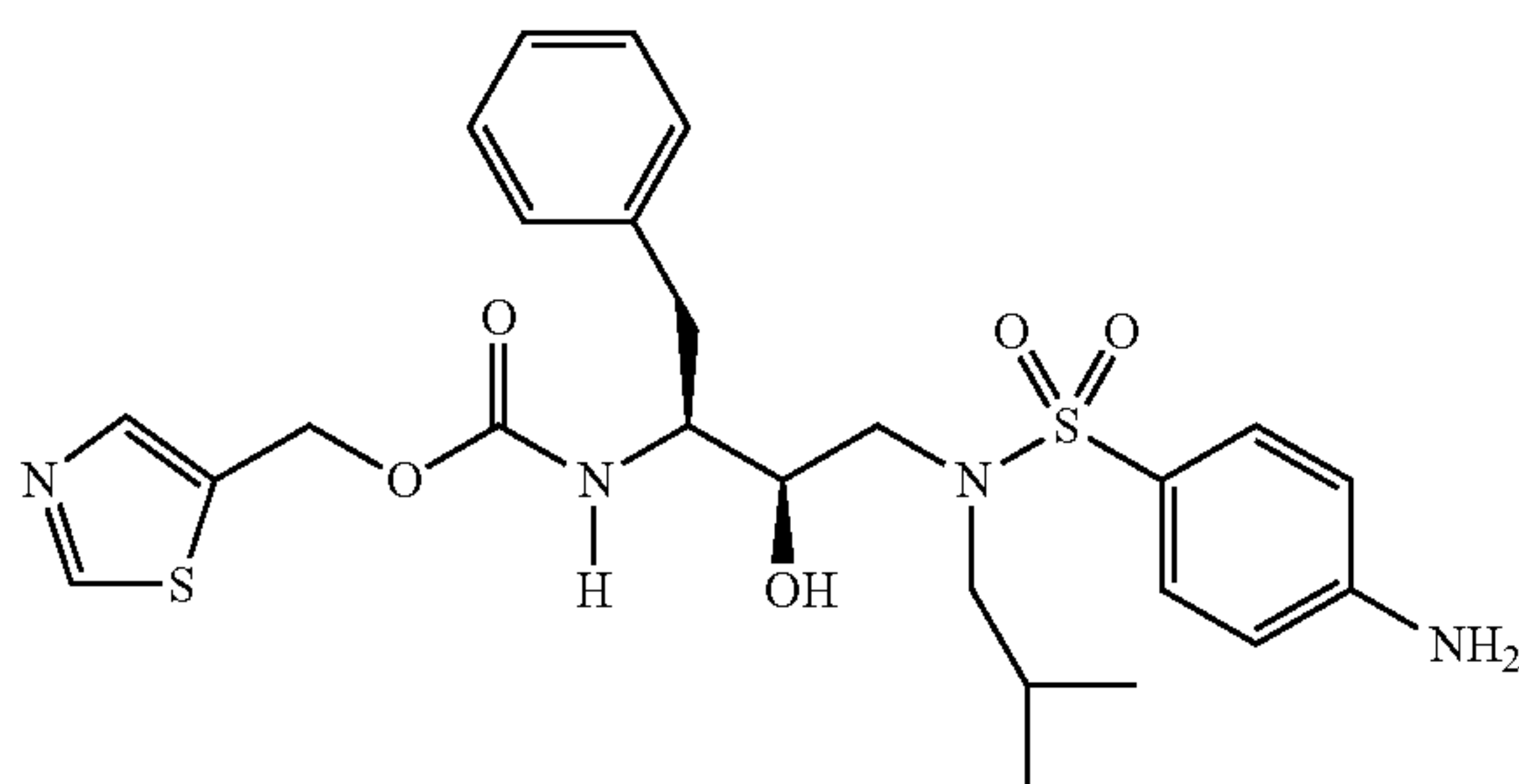


79

Preparation of Carbamic acid, 2R-hydroxy-3-[[4-aminophenyl)sulfonyl](2-methylpropyl)amino]-1S-(phenylmethyl)propyl-, 3-furanylmethyl ester

To a solution of 104 mg (1.06 mmol) of 3-(hydroxymethyl) furan in 2 mL of anhydrous acetonitrile, was added 0.26 mL (0.25 g, 3.18 mmol) of pyridine and then 277 mg (1.06 mmol) of N,N'-disuccinimidyl carbonate at room temperature under nitrogen. After 45 minutes, 415 mg (1.06 mmol) of 2R-hydroxy-3-[[2-methylpropyl)(4-aminophenyl)sulfonyl]amino-1S-(phenylmethyl) propylamine was added. After stirring at room temperature for 72 hours, ethyl acetate was added, washed with 5% citric acid, saturated sodium bicarbonate and brine, dried over magnesium sulfate, filtered and concentrated to afford 550 mg of crude product. This was chromatographed on silica gel using 50% ethyl acetate/hexane as eluent to afford 230 mg of a white foam, which was identified as the desired carbamic acid, 2R-hydroxy-3-[[4-aminophenyl)sulfonyl](2-methylpropyl)amino]-1S-(phenylmethyl)propyl-, 3-furanylmethyl ester, m/e=522 (M+Li).

EXAMPLE 18C

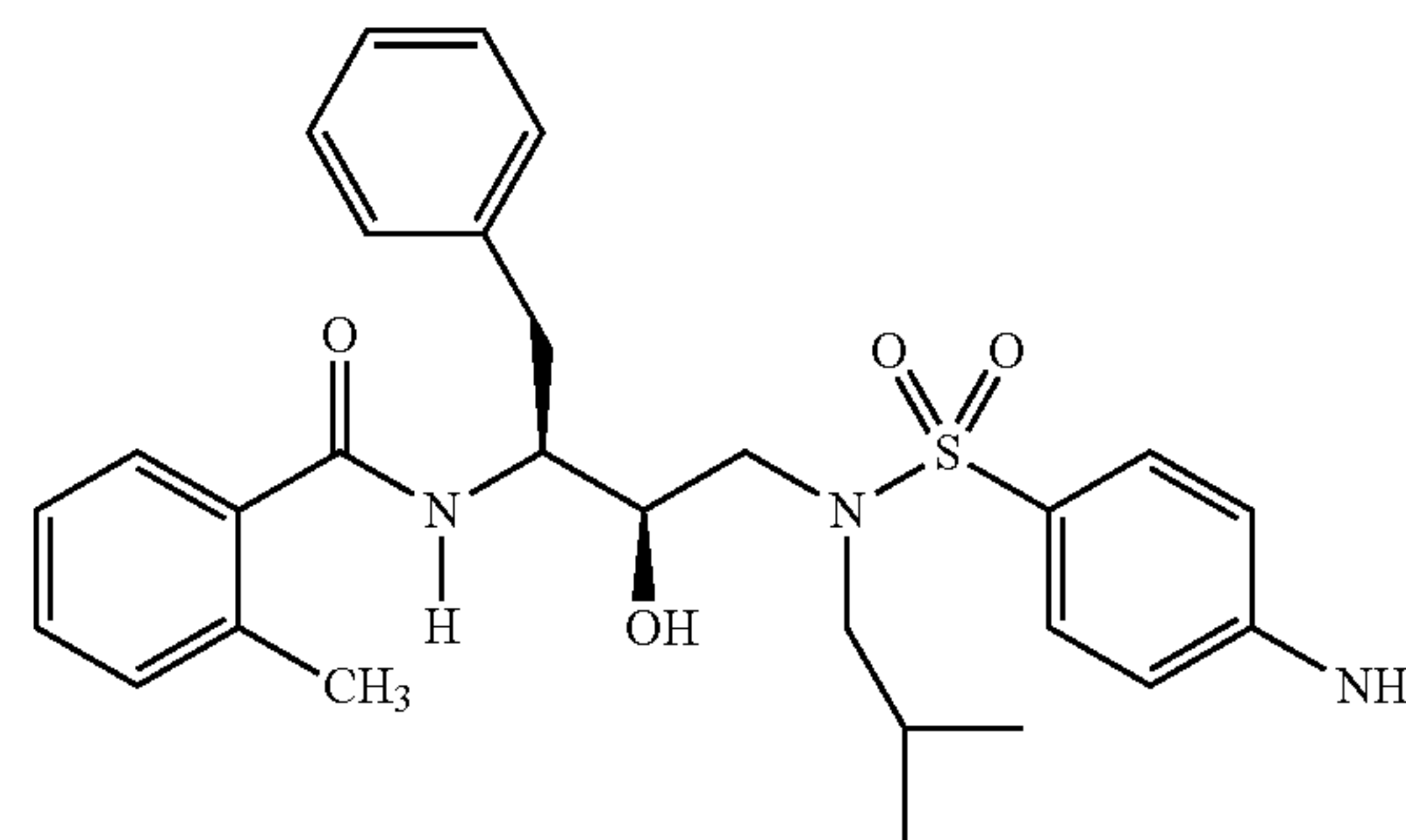


Preparation of Carbamic acid, 2R-hydroxy-3-[[4-aminophenyl)sulfonyl](2-methylpropyl)amino]-1S-(phenylmethyl)propyl-, 5-thiazolylmethyl ester

To a solution of 118 mg (1.03 mmol) of 5-(hydroxymethyl) thiazole in 3 mL of anhydrous acetonitrile, was added 0.25 mL (0.24 g, 3.09 mmol) of pyridine and then 264 mg (1.03 mmol) of N,N'-disuccinimidyl carbonate at room temperature under nitrogen. After 45 minutes, 403 mg (1.03 mmol) of 2R-hydroxy-3-[[2-methylpropyl)(4-aminophenyl)sulfonyl]amino-1S-(phenylmethyl) propylamine was added. After stirring at room temperature for 15 hours, ethyl acetate was added, washed with 5% citric acid, saturated sodium bicarbonate and brine, dried over magnesium sulfate, filtered and concentrated to afford 350 mg of crude product. This was chromatographed on silica gel using 80% ethyl acetate/hexane as eluent to afford 290 mg of a white solid, which was identified as the desired carbamic acid, 2R-hydroxy-3-[[4-aminophenyl)sulfonyl](2-methylpropyl)amino]-1S-(phenylmethyl)propyl-, 5-thiazolylmethyl ester, m/e=539 (M+Li).

80

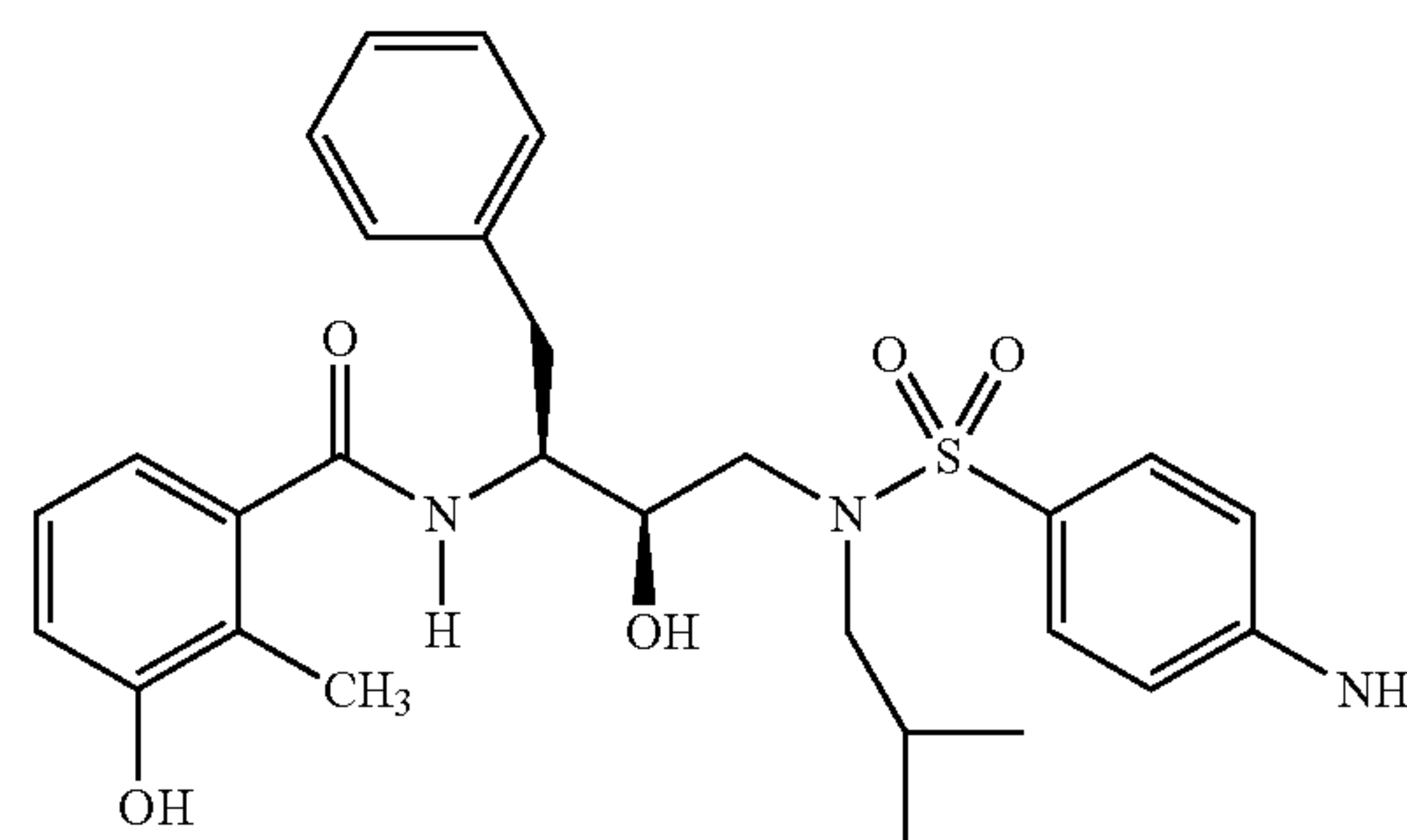
EXAMPLE 18D



Preparation of Benzamide, N-[2R-hydroxy-3-[[4-aminophenyl)sulfonyl](2-methylpropyl)amino]-1S-(phenylmethyl)propyl]-2-methyl

To a solution of 391 mg (1 mmol) of 2R-hydroxy-3-[[2-methylpropyl)(4-aminophenyl)sulfonyl]amino-1S-(phenylmethyl)propylamine in 3 mL of anhydrous methylene chloride, was added 0.42 mL (3 mmol) of triethylamine, then at room temperature, 0.12 mL (0.9 mmol) of orthotoluoyl chloride was added. After 15 hours at room temp ethyl acetate was added, washed with 5% citric acid, saturated sodium bicarbonate, brine, dried, filtered and concentrated to afford 420 mg of crude material. This was chromatographed on 40 g of silica gel using 50% ethyl acetate/hexane to afford 368 mg of pure benzamide, N-[2R-hydroxy-3-[[4-aminophenyl)sulfonyl](2-methylpropyl) amino]-1S-(phenylmethyl)propyl]-2-methyl, m/e=516(M+Li).

EXAMPLE 18E



Preparation of Benzamide, N-[2R-hydroxy-3-[[4-aminophenyl)sulfonyl](2-methylpropyl)amino]-1S-(phenylmethyl)propyl]-3-hydroxy-2-methyl

Part A: Preparation of 3-Hydroxy-2-methylbenzoic Acid

A one-necked 100 mL round-bottomed flask (magnetic stirring) was charged with 1.0 gram (6.6 mM) 3-amino-2-methylbenzoic acid. A warm mixture of 2.3 mL conc. sulfuric acid in 4.3 mL water was added to the flask, the resulting slurry was cooled below 15° C. in an ice bath, and 6.6 grams

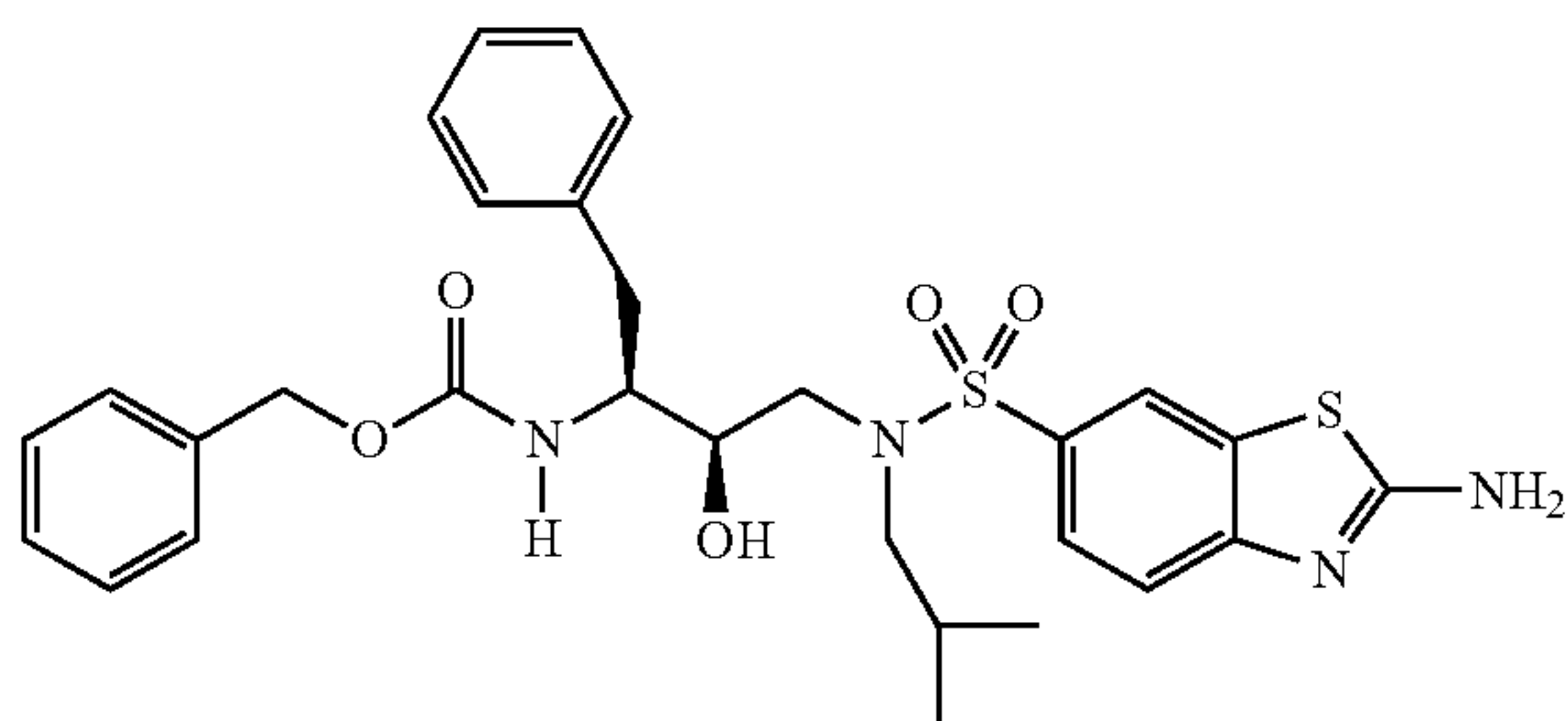
81

of ice was added. The reaction mixture was treated via sub-surface addition with a solution of 0.6 gram (8.6 mM) sodium nitrite in 6.6 mL ice water with the reaction temperature maintained at 0-5° C. during the addition. After stirring at 0-5° C. for 30 min., a few crystals of urea were added to decompose the excess nitrite. The reaction mixture was then poured into a room temperature solution of 23.8 grams (102.3 mM) copper (II) nitrate hemipentahydrate in 200 mL water. With vigorous stirring, the reaction mixture was treated with 0.9 gram (6.0 mM) copper (I) oxide. The reaction mixture foamed and changed from turquoise blue to dark green in color. Reaction was left stirring for 30 min. The reaction mixture was extracted with diethyl ether (3×), and the organic extracts were combined. The organic extracts were concentrated to approximately one-fourth the original volume, then extracted with 25 mL 1N sodium hydroxide solution. The layers were separated, and the dark-red aqueous layer was acidified to pH=2 using 1N hydrochloric acid solution. The acidified aqueous layer was then extracted with diethyl ether (3×), and the ether extracts were combined, dried (MgSO₄), and concentrated to yield a reddish-colored oil. Purification by flash chromatography on silica gel using a gradient of 0-7% methanol/methylene chloride afforded 0.39 grams (36%) of a yellow solid.

Part B: Preparation of Benzamide, N-[2R-hydroxy-3-[[4-aminophenyl)sulfonyl](2-methylpropyl)amino]-1S-(phenylmethyl)propyl]-3-hydroxy-2-methyl

To a solution of 175 mg (1.15 mmol) of 3-hydroxy-2-methylbenzoic acid and 203 mg (1.5 mmol) of N-hydroxybenzotriazole in 6 mL of anhydrous N,N-dimethylformamide at 0° C., was added 220 mg (1.15 mmol) of EDC. After 20 minutes of activation at 0° C. and 1 hour at room temperature, 392 mg (1.0 mmol) of 2R-hydroxy-3-[(2-methylpropyl)(4-aminophenyl)sulfonyl]amino-1S-(phenylmethyl)propylamine was added. After 15 hours at room temperature, ethyl acetate was added, washed with 5% citric acid, saturated sodium bicarbonate, brine, dried, filtered and concentrated to afford 590 mg of crude material. This was chromatographed on silica gel using 50-80% ethyl acetate/methylene chloride as eluent to afford 255 mg of pure benzamide, N-[2R-hydroxy-3-[[4-aminophenyl)sulfonyl](2-methylpropyl)amino]-1S-(phenylmethyl)propyl]-3-hydroxy-2-methyl, m/e=526(M+H).

EXAMPLE 18F



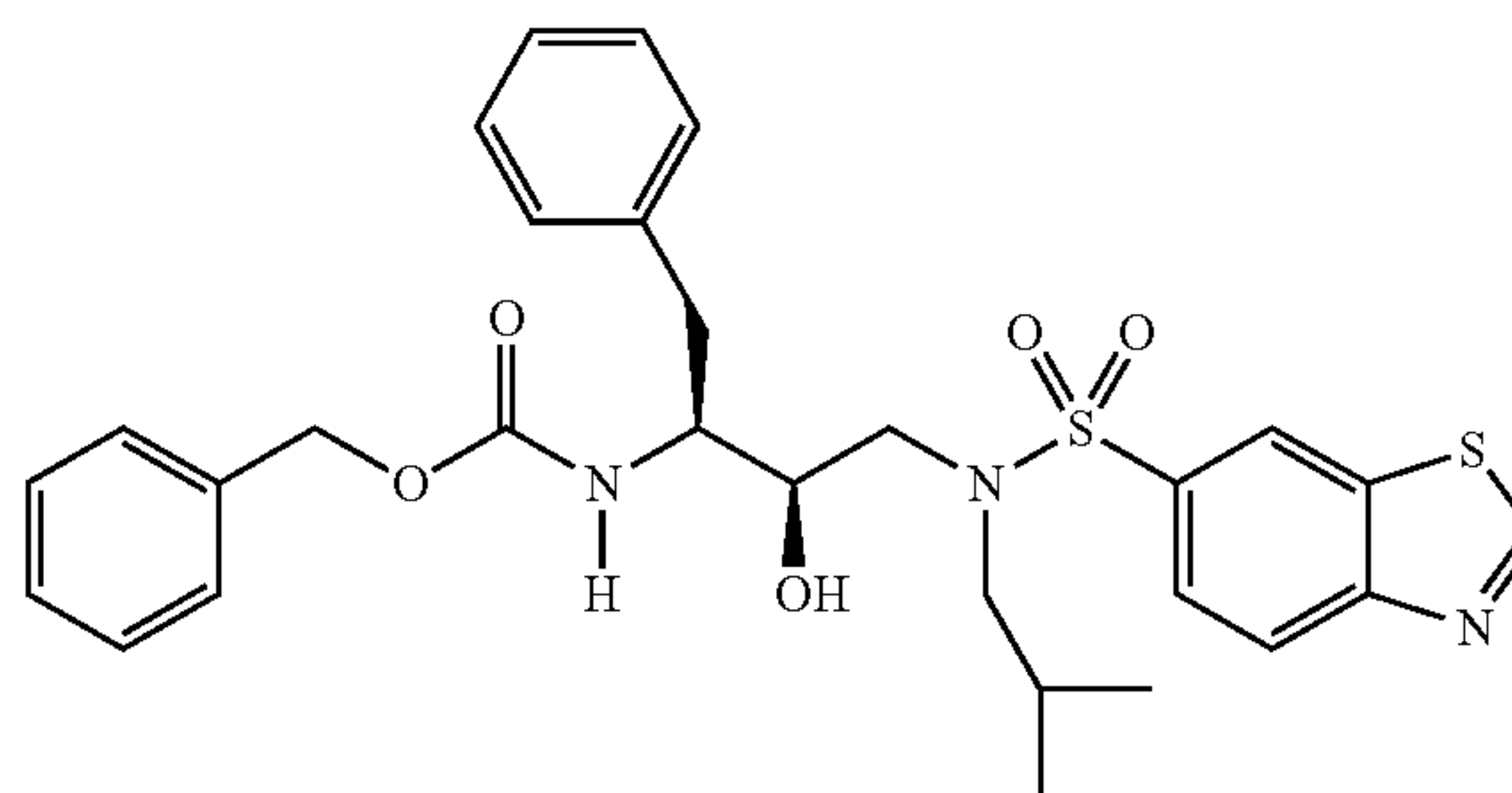
Preparation of Carbamic acid, 2R-hydroxy-3-[[2-aminobenzothiazol-6-yl)sulfonyl](2-methylpropyl)amino]-1S-(phenylmethyl)propyl-, phenylmethyl ester

Carbamic acid, 2R-hydroxy-3-[[4-aminophenyl)sulfonyl](2-methylpropyl)amino]-1S-(phenylmethyl)propyl-, phenylmethyl ester 0.30 g (0.571 mmol) was added to a well

82

mixed powder of anhydrous copper sulfate (1.20 g) and potassium thiocyanate (1.50 g) followed by dry methanol (6 mL) and the resulting black-brown suspension was heated at reflux for 2 hrs. The reaction mixture was filtered and the filtrate was diluted with water (5 mL) and heated at reflux. Ethanol was added to the reaction mixture, cooled and filtered. The filtrate upon concentration afforded a residue which was chromatographed (ethyl acetate:hexane 80:20) to afford 0.26 g (78%) of the desired compound as a solid.

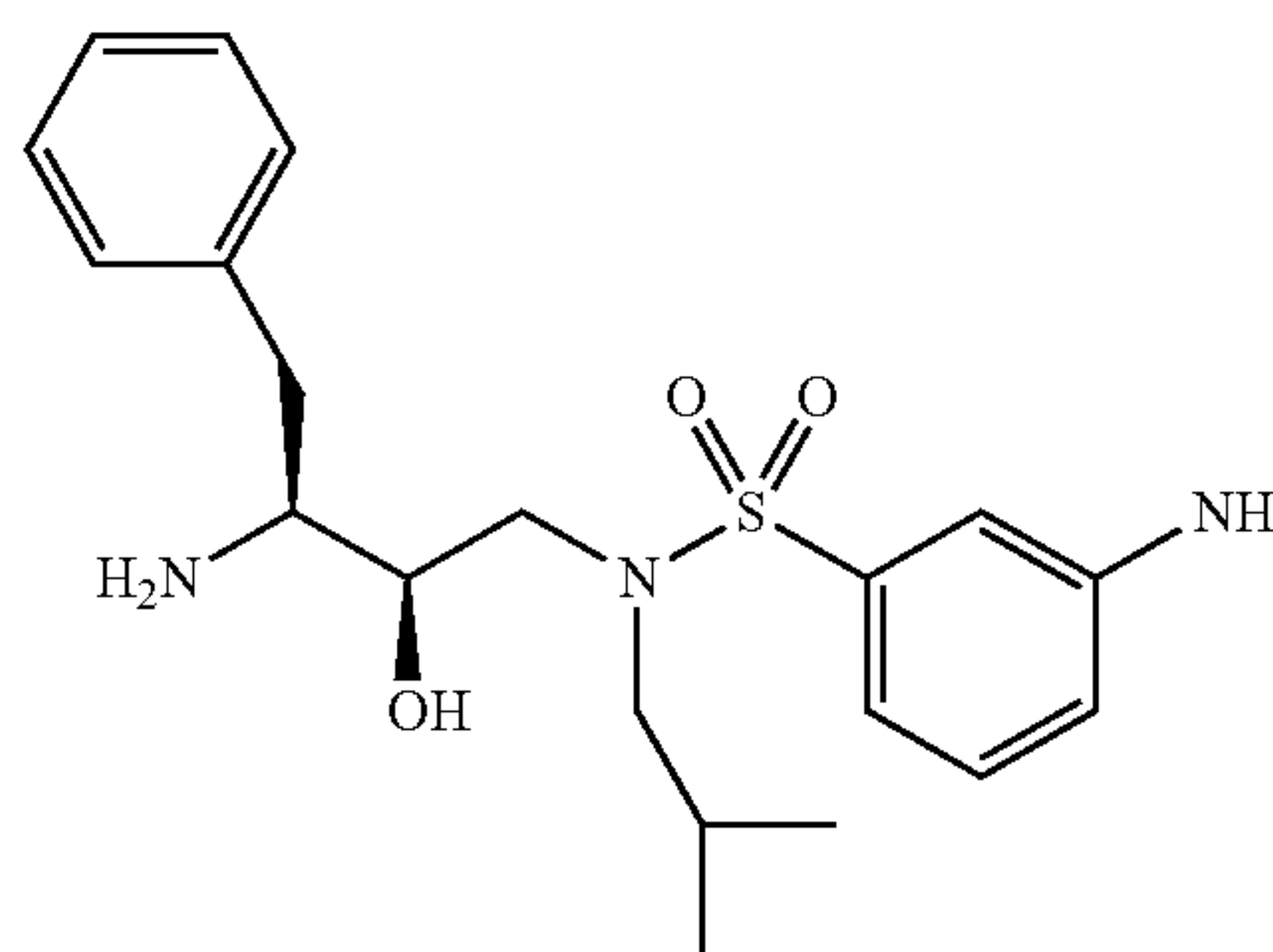
EXAMPLE 18G



Preparation of Carbamic acid, 2R-hydroxy-3-[[benzothiazol-6-yl)sulfonyl](2-methylpropyl)amino]-1S-(phenylmethyl)propyl-, phenylmethyl ester

Carbamic acid, 2R-hydroxy-3-[[2-aminobenzothiazol-6-yl)sulfonyl](2-methylpropyl)amino]-1S-(phenylmethyl)propyl-, phenylmethyl ester (0.25 g, 0.429 mmol) was added to a solution of isoamyl nitrite (0.116 mL, 0.858 mmol) in dioxane (5 mL) and the mixture was heated at 85° C. After the cessation of evolution of nitrogen, the reaction mixture was concentrated and the residue was purified by chromatography (hexane:ethyl acetate 5:3) to afford 0.130 g (53%) of the desired product as a solid.

EXAMPLE 19A



Preparation of 2R-hydroxy-3-[[3-aminophenyl)sulfonyl](2-methylpropyl)amino]-1S-(phenylmethyl)propylamine

Part A: Preparation of Carbamic acid, [2R-hydroxy-3-[[3-nitrophenyl)sulfonyl](2-methylpropyl)amino]-1S-(phenylmethyl)propyl-, phenylmethyl ester

To a solution of 1.1 g (3.0 mmol) of N-[3S-benzyloxy carbonylamino-2R-hydroxy-4-phenyl]-N-isobutylamine in 15 mL of anhydrous methylene chloride, was added 1.3 mL

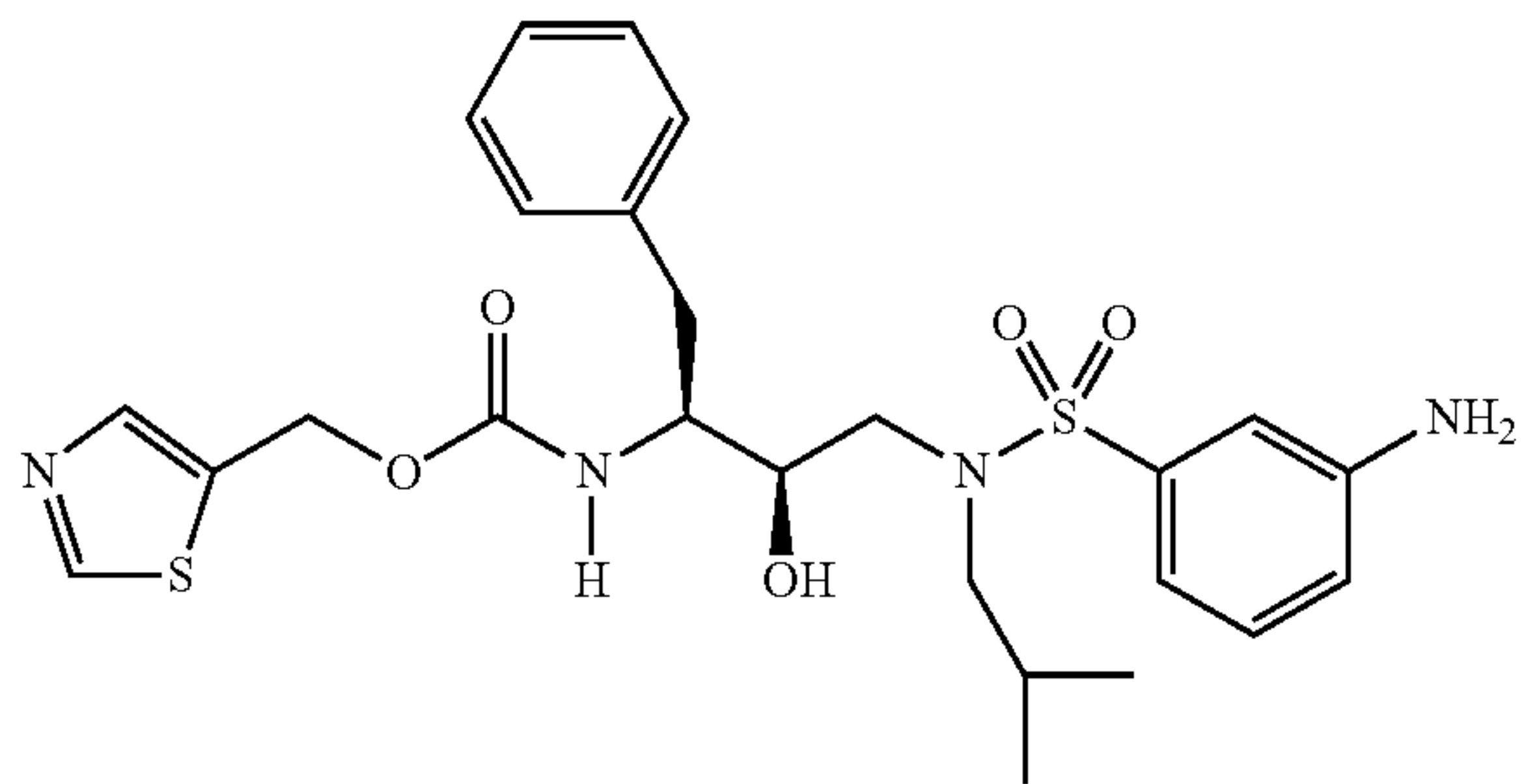
83

(0.94 g, 9.3 mmol) of triethylamine. The solution was cooled to 0° C. and 0.67 g (3.0 mmol) of 3-nitrobenzene sulfonyl chloride was added, stirred for 30 minutes at 0° C., then for 1 hour at room temperature. Ethyl acetate was added, washed with 5% citric acid, saturated sodium bicarbonate, brine, dried and concentrated to yield 1.74 g of crude material. This was recrystallized from ethyl acetate/hexane to afford 1.40 g of pure carbamic acid, [2R-hydroxy-3-[(3-nitrophenylsulfonyl)(2-methylpropyl) amino]-1S-(phenylmethyl)propyl-, phenylmethyl ester, m/e=562(M+Li).

Part B: Preparation of [2R-hydroxy-3-[(3-aminophenyl) sulfonyl](2-methylpropyl)amino]-1S-(phenylmethyl) propylamine

A solution of 1.33 g (2.5 mmol) of carbamic acid, [2R-hydroxy-3-[(3-nitrophenylsulfonyl)(2-methylpropyl) amino]-1S-(phenylmethyl)propyl-, phenylmethyl ester in 40 mL of 1:1 methanol/tetrahydrofuran was hydrogenated over 0.70 g of 10% palladium-on-carbon catalyst under 40 psig of hydrogen for 1.5 hours. The catalyst was removed by filtration and the solution concentrated to afford 0.87 g of the desired [2R-hydroxy-3-[(3-aminophenyl)sulfonyl](2-methylpropyl)amino]-1S-(phenylmethyl)propylamine.

EXAMPLE 19B



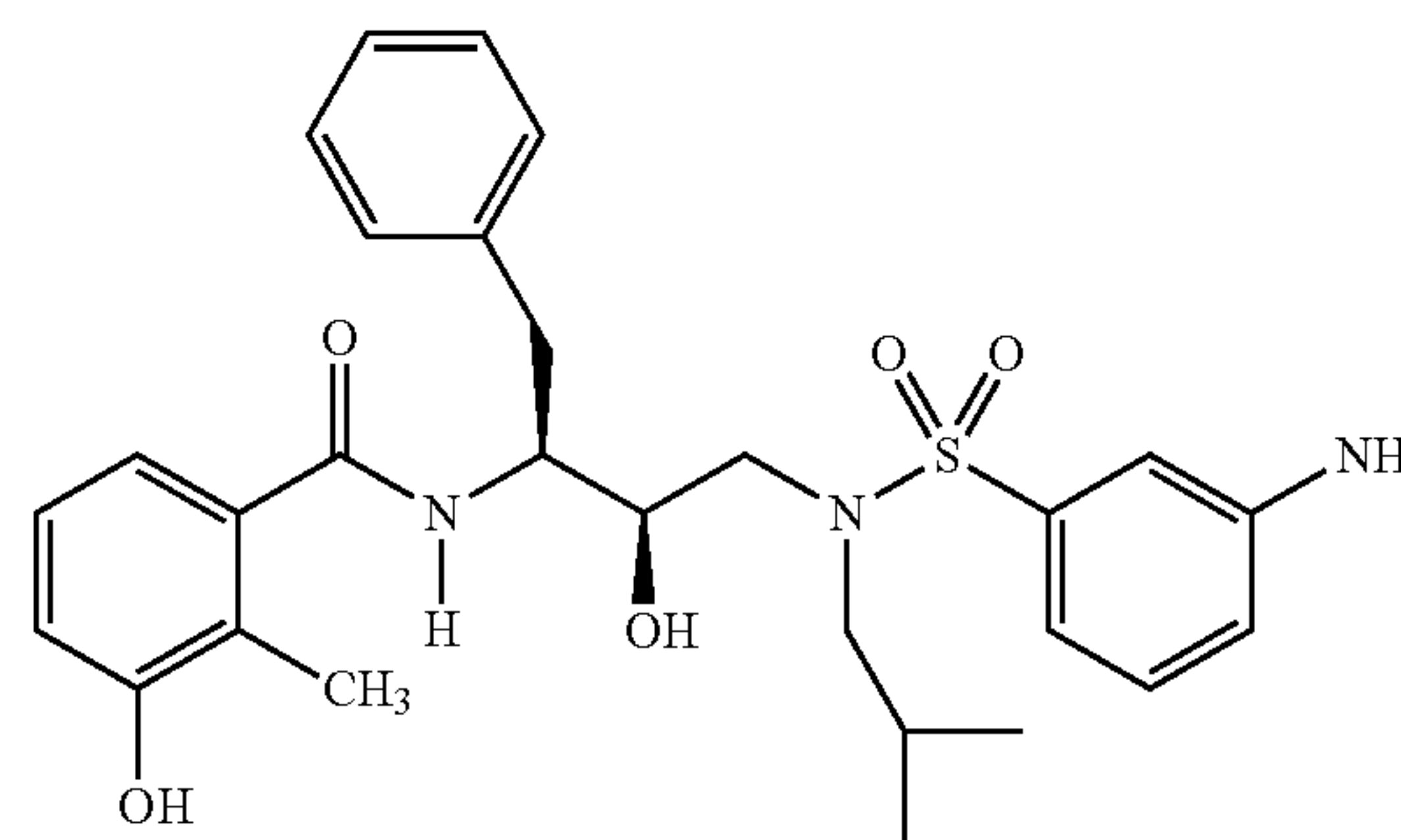
Preparation of Carbamic acid, 2R-hydroxy-3-[(3-aminophenyl)sulfonyl](2-methylpropyl)amino]-1S-(phenylmethyl)propyl-, 5-thiazolylmethyl ester

To a solution of 133 mg (1.15 mmol) of 5-(hydroxymethyl) thiazole in 3 mL of anhydrous acetonitrile, was added 0.30 mL (0.29 g, 3.7 mmol) of pyridine and then 296 mg (1.15 mmol) of N,N'-disuccinimidyl carbonate at room temperature under nitrogen. After 60 minutes, 460 mg (1.18 mmol) of 2R-hydroxy-3-[(2-methylpropyl)(3-aminophenyl)sulfonyl] amino-1S-(phenylmethyl)propylamine was added. After stirring at room temperature for 15 hours, ethyl acetate was added, washed with 5% citric acid, saturated sodium bicarbonate and brine, dried over magnesium sulfate, filtered and concentrated to afford 480 mg of crude product. This was chromatographed on silica gel using 50-80% ethyl acetate/hexane as eluent to afford 422 mg of a white solid, which was identified as the desired carbamic acid, 2R-hydroxy-3-[(3-

84

aminophenyl sulfonyl)(2-methylpropyl)amino]-1S-(phenylmethyl)propyl-, 5-thiazolylmethyl ester, m/e=539 (M+Li).

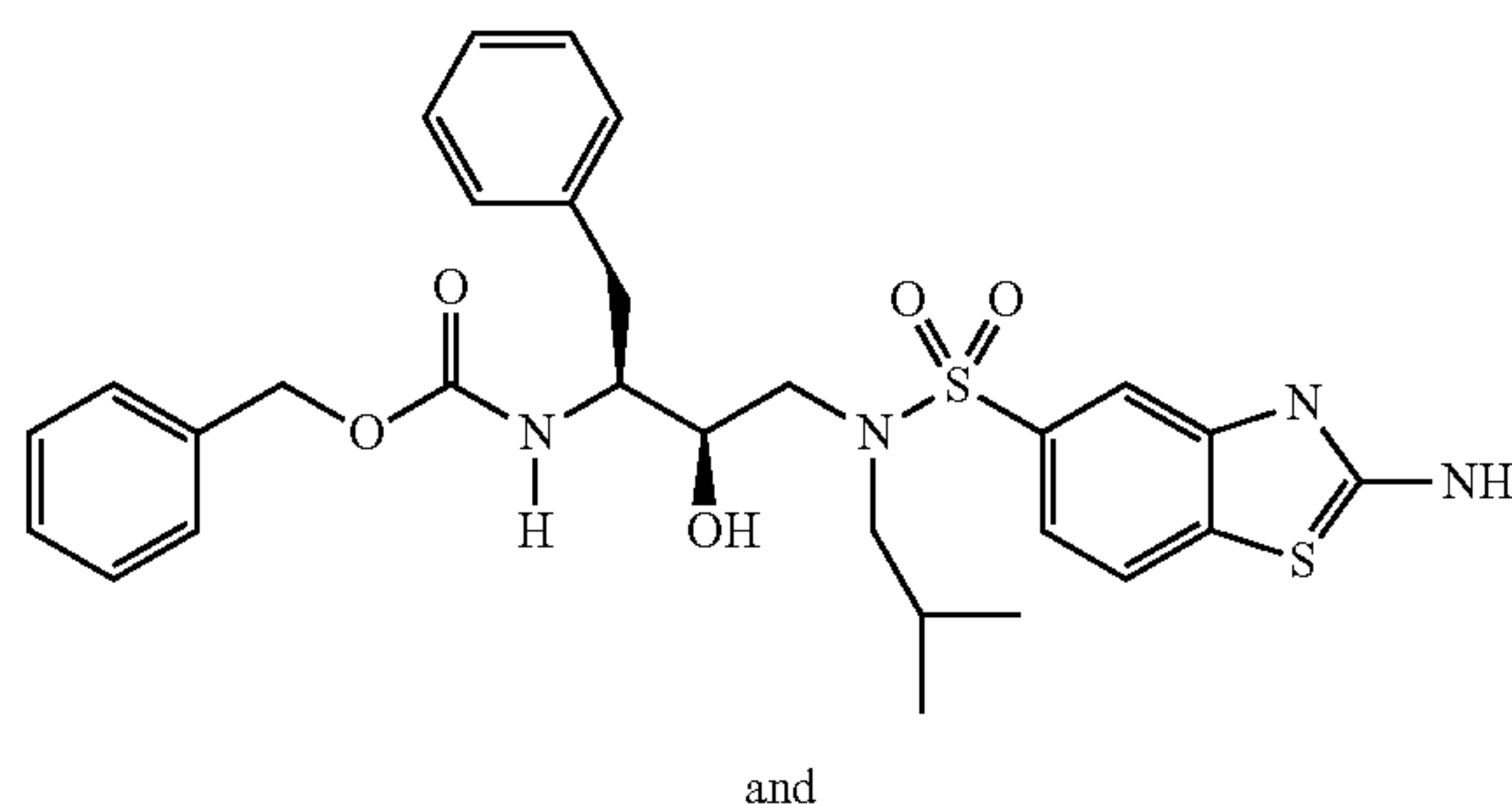
EXAMPLE 19C



Preparation of Benzamide, N-[2R-hydroxy-3-[(3-aminophenyl)sulfonyl](2-methylpropyl)amino]-1S-(phenylmethyl)propyl]-3-hydroxy-2-methyl

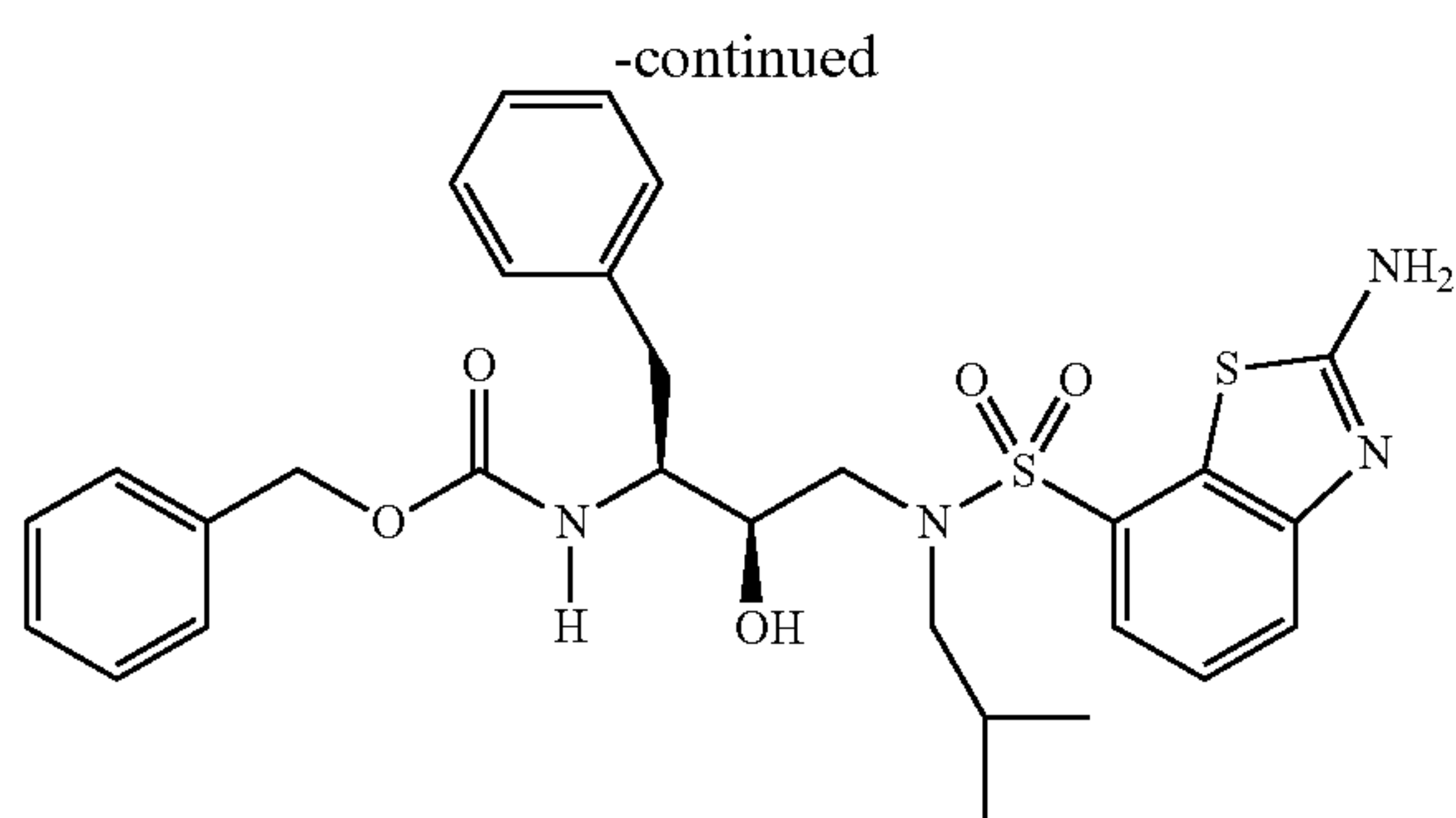
To a solution of 134 mg (0.88 mmol) of 3-hydroxy-2-methylbenzoic acid and 155 mg (1.15 mmol) of N-hydroxybenzotriazole in 5 mL of anhydrous N,N-dimethylformamide at 0° C., was added 167 mg (0.88 mmol) of EDC. After 20 minutes of activation at 0° C. and 1 hour at room temperature, 300 mg (1.0 mmol) of 2R-hydroxy-3-[(2-methylpropyl)(3-aminophenyl)sulfonyl]amino-1S-(phenylmethyl)propylamine was added. After 15 hours at room temperature, ethyl acetate was added, washed with 5% citric acid, saturated sodium bicarbonate, brine, dried, filtered and concentrated to afford 330 mg of crude material. This was chromatographed on silica gel using 30-70% ethyl acetate/methylene chloride as eluent to afford 230 mg of pure benzamide, N-[2R-hydroxy-3-[(3-aminophenyl) sulfonyl](2-methylpropyl) amino]-1S-(phenylmethyl) propyl]-3-hydroxy-2-methyl.

EXAMPLE 19D



and

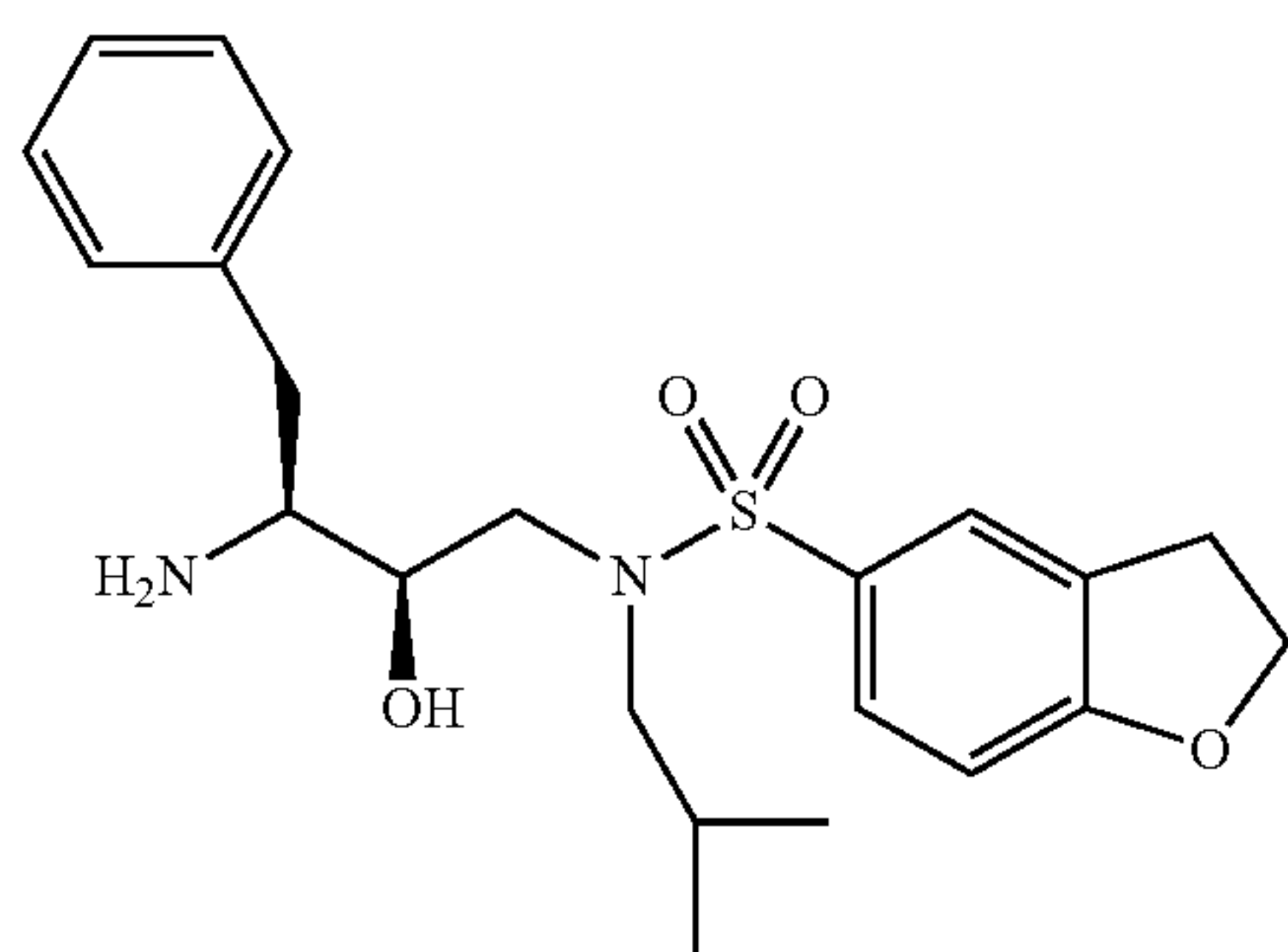
85



Preparation of Carbamic acid, 2R-hydroxy-3-[[2-amino benzothiazol-5-yl)sulfonyl](2-methylpropyl) amino]-1S-(phenylmethyl)propyl-, phenylmethyl ester; and Carbamic acid, 2R-hydroxy-3-[[2-aminobenzothiazol-7-yl)sulfonyl](2-methylpropyl) amino]-1S-(phenylmethyl)propyl-, phenylmethyl ester

The carbamic acid, 2R-hydroxy-3-[(3-aminophenylsulfonyl) (2-methylpropyl)amino]-1S-(phenylmethyl)propyl-, phenylmethyl ester 0.36 g (0.685 mmol) was added to a well mixed powder of anhydrous copper sulfate (1.44 g) and potassium thiocyanate (1.80 g) followed by dry methanol (10 mL) and the resulting black-brown suspension was heated at reflux for 2 hrs. The reaction mixture was filtered and the filtrate was diluted with water (5 mL) and heated at reflux. Ethanol was added to the reaction mixture, cooled and filtered. The filtrate upon concentration afforded a residue which was chromatographed (ethyl acetate:hexane 1:1) to afford 0.18 g (45%) of the 7-isomer as a solid. Further elution of the column with (ethyl acetate:hexane 3:2) afforded 0.80 g (20%) of the 5-isomer as a solid.

EXAMPLE 20A



Preparation of 2R-hydroxy-3-[[2,3-dihydrobenzofuran-5-yl)sulfonyl](2-methylpropyl) amino]-1S-(phenylmethyl) propylamine

Part A: Preparation of 5-(2,3-dihydrobenzofuran-5-yl) sulfonyl chloride

To a solution of 3.35 g of anhydrous N,N-dimethylformamide at 0° C. under nitrogen was added 6.18 g of sulfonyl chloride, whereupon a solid formed. After stirring for 15 minutes, 4.69 g of 2,3-dihydrobenzofuran was added, and the mixture heated at 100° C. for 2 hours. The reaction was cooled, poured into ice water, extracted with methylene chlo-

86

ride, dried over magnesium sulfate, filtered and concentrated the crude material. This was recrystallized from ethyl acetate to afford 2.45 g of 5-(2,3-dihydrobenzofuran-5-yl)sulfonyl chloride.

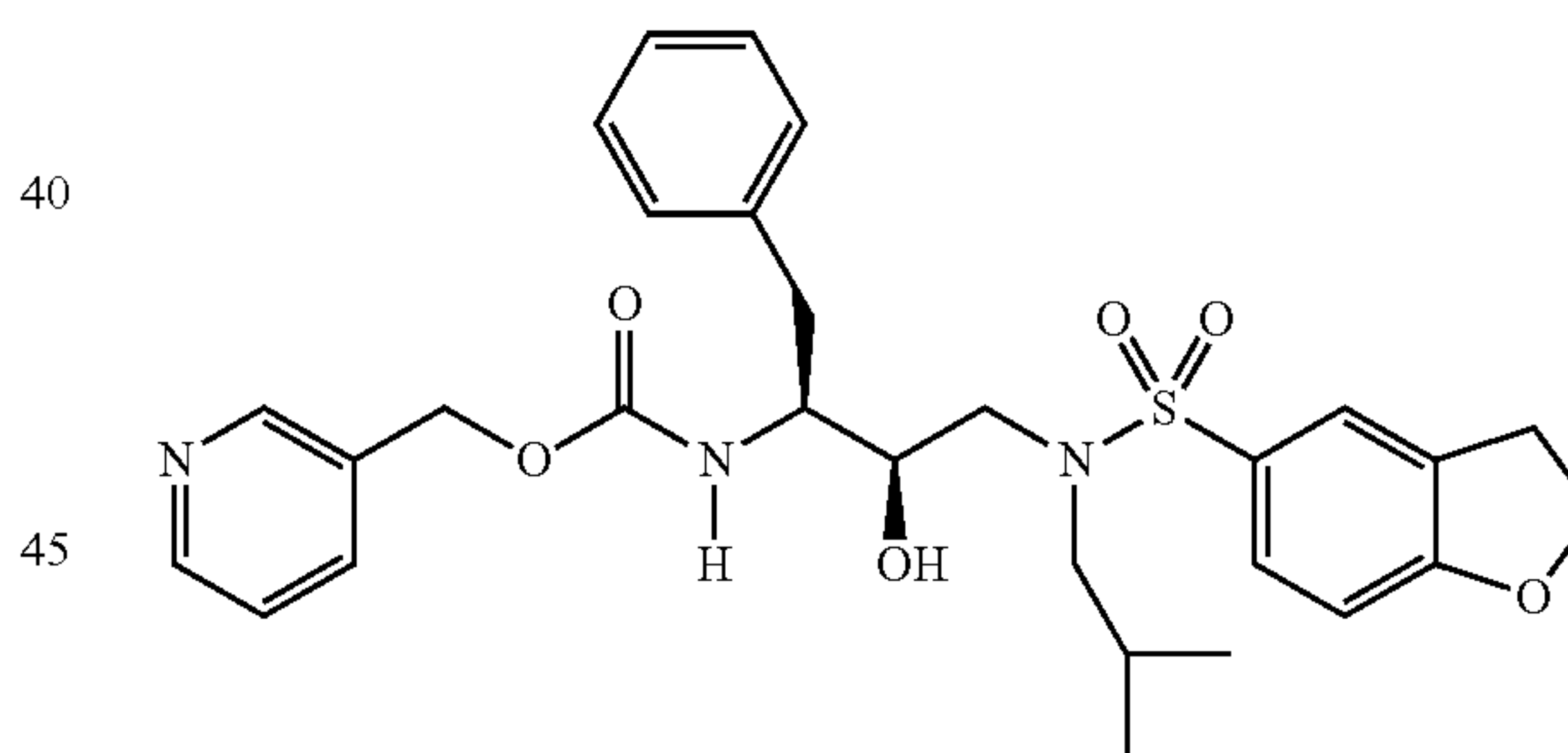
Part B: Preparation of Carbamic acid, 2R-hydroxy-3-[[2,3-dihydrobenzofuran-5-yl)sulfonyl](2-methylpropyl) amino]-1S-(phenylmethyl)propyl-, phenylmethyl ester

To a solution of 1.11 g (3.0 mmol) of N-[3S-benzyloxy carbonylamino-2R-hydroxy-4-phenyl]-N-isobutylamine in 20 mL of anhydrous methylene chloride, was added 1.3 mL (0.94 g, 9.3 mmol) of triethylamine. The solution was cooled to 0° C. and 0.66 g of 5-(2,3-dihydrobenzofuran-5-yl) sulfonyl chloride was added, stirred for 15 minutes at 0° C., then for 2 hours at room temperature. Ethyl acetate was added, washed with 5% citric acid, saturated sodium bicarbonate, brine, dried and concentrated to yield 1.62 g of crude material. This was recrystallized from diethyl ether to afford 1.17 g of pure carbamic acid, [2R-hydroxy-3-[[2,3-dihydrobenzofuran-5-yl)sulfonyl](2-methylpropyl)amino]-1S-(phenylmethyl)propyl-, phenylmethyl ester.

Part C: Preparation of [2R-hydroxy-3-[[2,3-dihydro benzofuran-5-yl)sulfonyl](2-methylpropyl)amino]-1S-(phenylmethyl)propylamine

A solution of 2.86 g of carbamic acid, [2R-hydroxy-3-[[2,3-dihydrobenzofuran-5-yl)sulfonyl](2-methylpropyl) amino]-1S-(phenylmethyl)propyl-, phenylmethyl ester in 30 mL of tetrahydrofuran was hydrogenated 0.99 g of 10% palladium-on-carbon under 50 psig of hydrogen for 16 hours. The catalyst was removed by filtration and the filtrate concentrated to afford 1.99 g of the desired [2R-hydroxy-3-[[2,3-dihydrobenzofuran-5-yl)sulfonyl](2-methylpropyl) amino]-1S-(phenylmethyl)propylamine.

EXAMPLE 20B



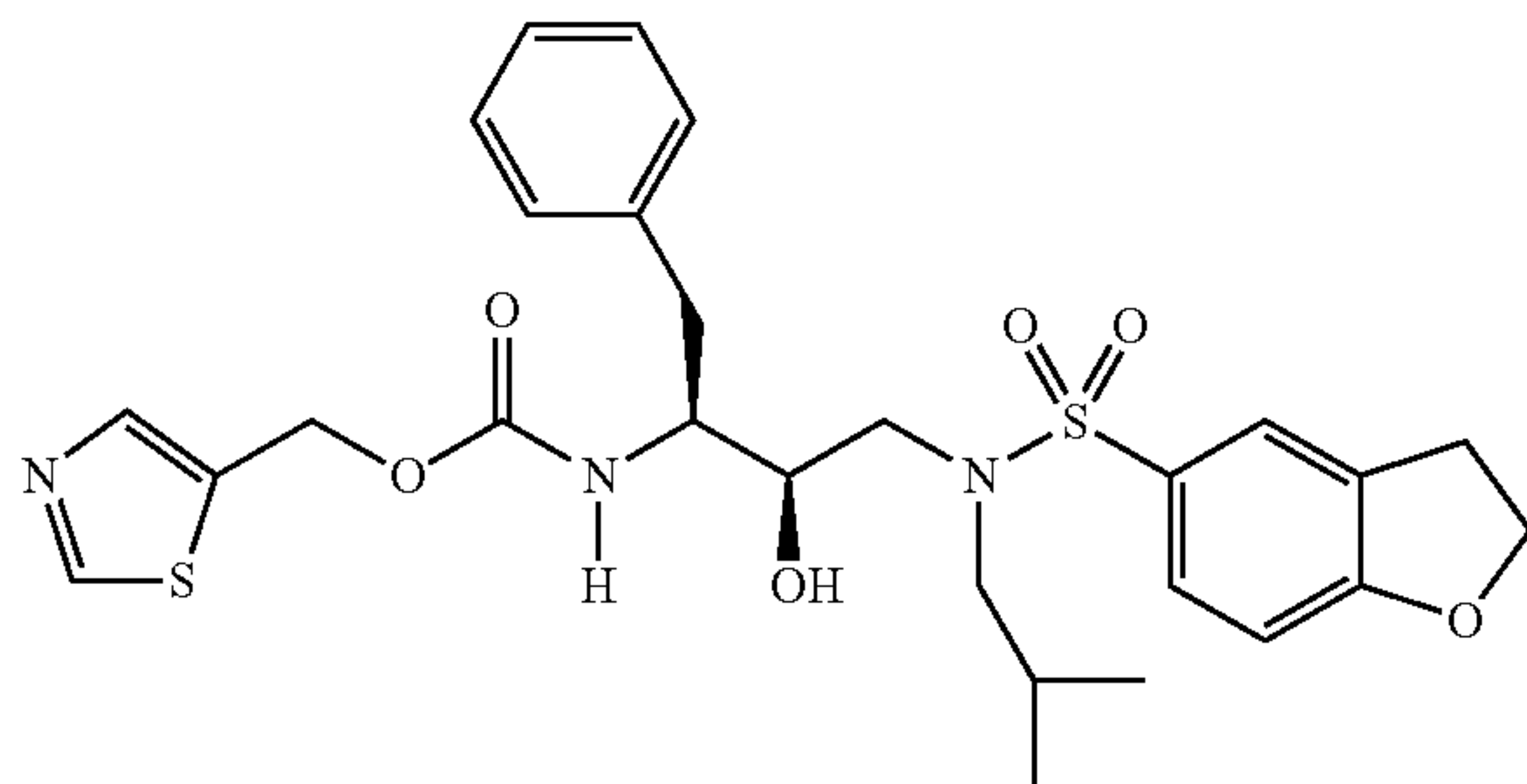
Preparation of Carbamic acid, [2R-hydroxy-3-[[2,3-dihydrobenzofuran-5-yl)sulfonyl](2-methylpropyl) amino]-1S-(phenylmethyl)propyl-, 3-pyridylmethyl ester

To a solution of 110 mg of 3-pyridylcarbinol in 3 mL of anhydrous acetonitrile, was added 0.24 g of anhydrous pyridine and then 260 mg of N,N'-disuccinimidyl carbonate at room temperature under nitrogen. After 45 minutes, 420 mg of 2R-hydroxy-3-[[2,3-dihydrobenzofuran-5-yl)sulfonyl]amino-1S-(phenylmethyl) propylamine was added. After stirring at room temperature for 20 hours, ethyl acetate was added, washed with 5% citric acid, saturated sodium bicarbonate and brine, dried over magnesium sulfate, filtered and concentrated to afford 320 mg of crude product. This was chromatographed on silica gel using 50% ethyl

87

acetate/hexane as eluent to afford 260 mg of a white solid, which was identified as the desired carbamic acid, [2R-hydroxy-3-[[2,3-dihydrobenzofuran-5-yl)sulfonyl](2-methylpropyl)amino]-1S-(phenylmethyl) propyl-, 3-pyridylmethyl ester.

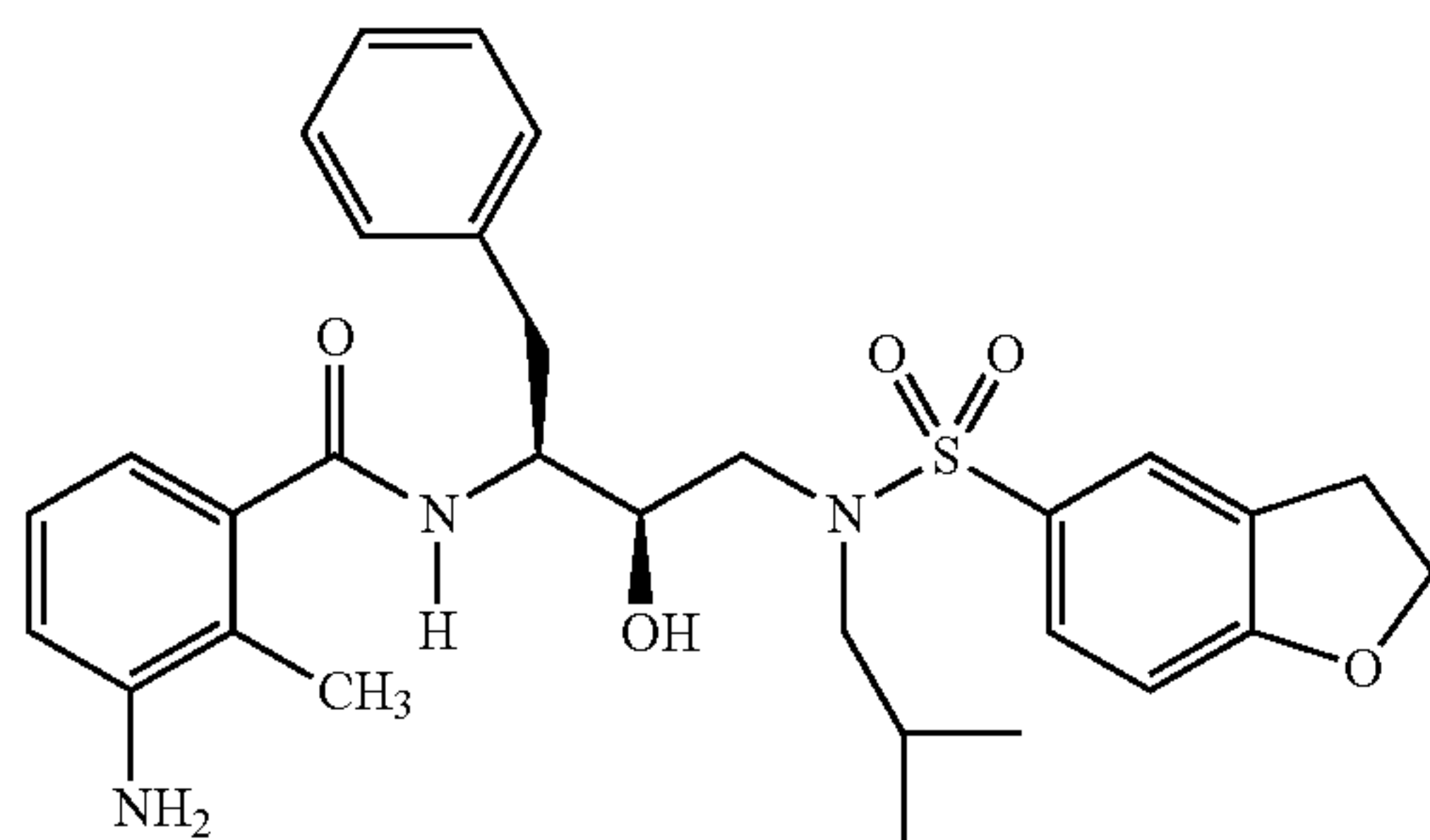
EXAMPLE 20C



Preparation of Carbamic acid, [2R-hydroxy-3-[[2,3-dihydrobenzofuran-5-yl)sulfonyl](2-methylpropyl)amino]-1S-(phenylmethyl)propyl-, 5-thiazolylmethyl ester

To a solution of 66 mg of 5-(hydroxymethyl)thiazole in 3 mL of anhydrous acetonitrile, was added 0.14 g of anhydrous pyridine and then 150 mg of N,N'-disuccinimidyl carbonate at room temperature under nitrogen. After 45 minutes, 240 mg of 2R-hydroxy-3-[[2,3-dihydrobenzofuran-5-yl)sulfonyl]amino-1S-(phenylmethyl) propylamine was added. After stirring at room temperature for 20 hours, ethyl acetate was added, washed with 5% citric acid, saturated sodium bicarbonate and brine, dried over magnesium sulfate, filtered and concentrated to afford 220 mg of crude product. This was chromatographed on silica gel using 50% ethyl acetate/hexane as eluent to afford 120 mg of a white solid, which was identified as the desired carbamic acid, [2R-hydroxy-3-[[2,3-dihydrobenzofuran-5-yl)sulfonyl](2-methylpropyl)amino]-1S-(phenylmethyl) propyl-, 5-thiazolylmethyl ester.

EXAMPLE 20D



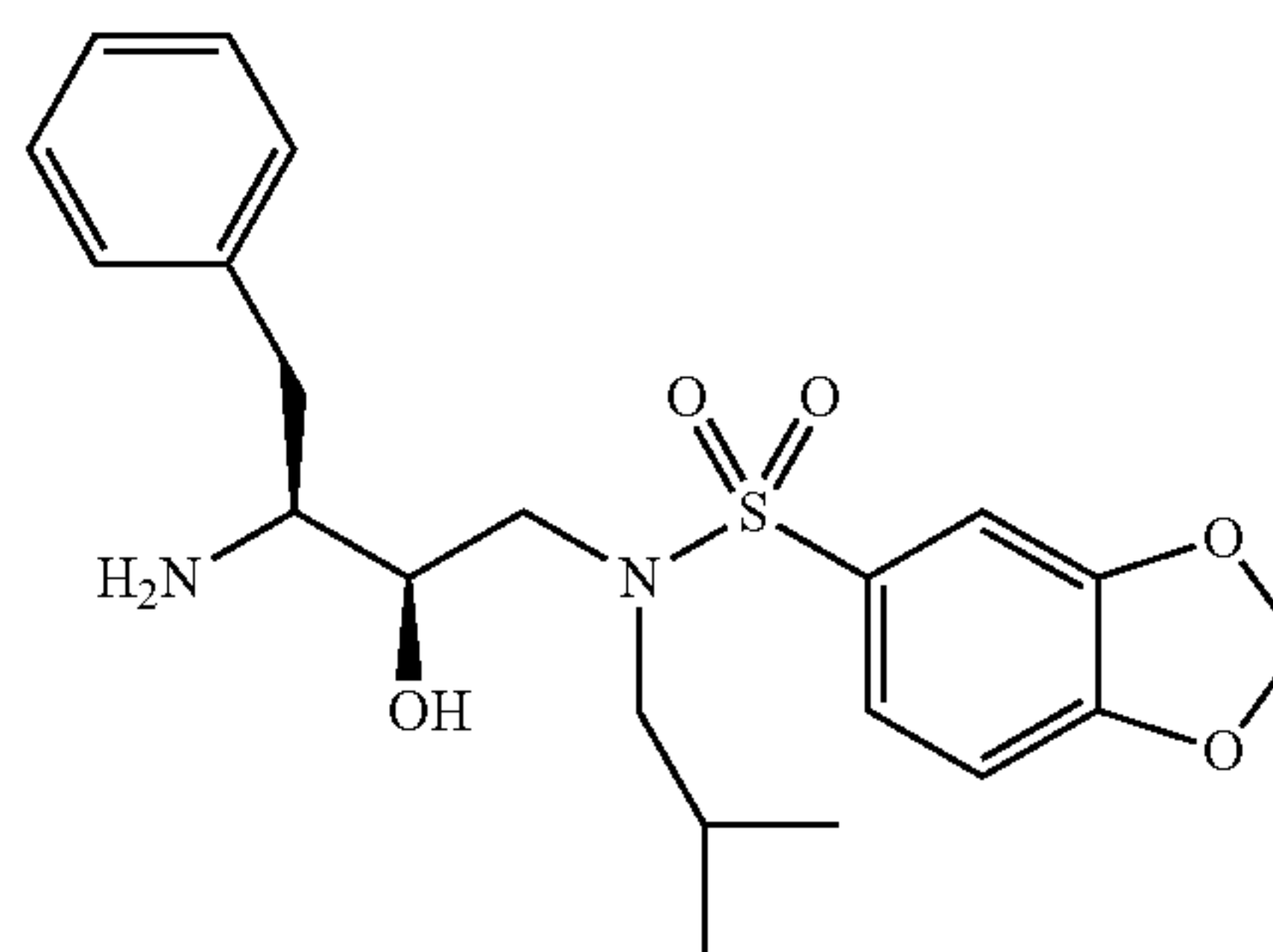
Preparation of Benzamide, N-[2R-hydroxy-3-[[2,3-dihydrobenzofuran-5-yl)sulfonyl](2-methylpropyl)amino]-1S-(phenylmethyl)propyl]-3-amino-2-methyl-

To a solution of 175 mg of 3-amino-2-methylbenzoic acid in 2 mL of anhydrous N,N-dimethylformamide at 0° C., was

88

added 200 mg of N-hydroxybenzotriazole and then 210 mg of EDC. After 20 minutes of activation, 405 mg of 2R-hydroxy-3-[[2,3-dihydrobenzofuran-5-yl)sulfonyl](2-methylpropyl) amino]-1S-(phenylmethyl)propylamine was added. After stirring at room temperature for 16 hours, ethyl acetate was added, washed with 5% citric acid, sodium bicarbonate, brine, dried over magnesium sulfate, filtered and concentrated to afford 225 mg of crude product. This was chromatographed on silica gel using 50% ethyl acetate/hexane to afford 140 mg of the desired benzamide, N-[2R-hydroxy-3-[[2,3-dihydrobenzofuran-5-yl)sulfonyl](2-methylpropyl)amino]-1S-(phenylmethyl) propyl]-3-amino-2-methyl, m/e=552(M+H).

EXAMPLE 21A



Preparation of 2R-hydroxy-3-[[1,3-benzodioxol-5-yl)sulfonyl](2-methylpropyl)amino]-1S-(phenylmethyl) propylamine

Part A: Preparation of (1,3-Benzodioxol-5-yl)sulfonyl chloride

To a solution of 4.25 g of anhydrous N,N-dimethylformamide at 0° C. under nitrogen was added 7.84 g of sulfonyl chloride, whereupon a solid formed. After stirring for 15 minutes, 6.45 g of 1,3-benzodioxole was added, and the mixture heated at 100° C. for 2 hours. The reaction was cooled, poured into ice water, extracted with methylene chloride, dried over magnesium sulfate, filtered and concentrated to give 7.32 g of crude material as a black oil. This was chromatographed on silica gel using 20% methylene chloride/hexane to afford 1.9 g of (1,3-benzodioxol-5-yl)sulfonyl chloride.

Part B: Preparation of Carbamic acid, 2R-hydroxy-3-[[1,3-benzodioxol-5-yl)sulfonyl](2-methylpropyl)amino]-1S-(phenylmethyl)propyl-, phenylmethyl ester

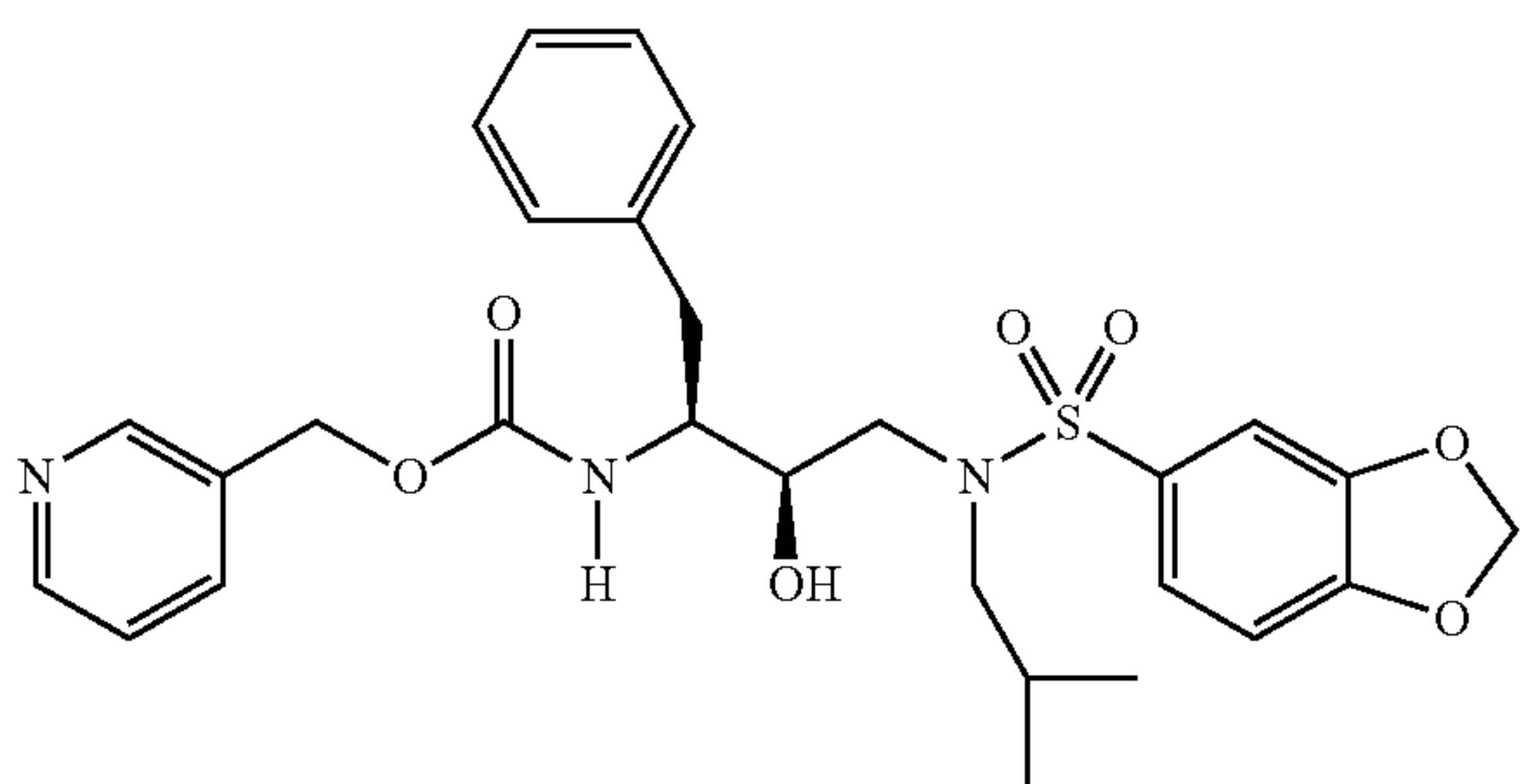
To a solution of 3.19 g (8.6 mmol) of N-[3S-benzyloxy carbonylamino-2R-hydroxy-4-phenyl]-N-isobutylamine in 40 mL of anhydrous methylene chloride, was added 0.87 g of triethylamine. The solution was cooled to 0° C. and 1.90 g of (1,3-benzodioxol-5-yl)sulfonyl chloride was added, stirred for 15 minutes at 0° C., then for 17 hours at room temperature. Ethyl acetate was added, washed with 5% citric acid, saturated sodium bicarbonate, brine, dried and concentrated to yield crude material. This was recrystallized from diethyl ether/hexane to afford 4.77 g of pure carbamic acid, 2R-hydroxy-3-[[1,3-benzodioxol-5-yl)sulfonyl](2-methylpropyl) amino]-1S-(phenylmethyl)propyl-, phenylmethyl ester.

89

Part C: Preparation of 2R-hydroxy-3-[[[1,3-benzodioxol-5-yl)sulfonyl](2-methylpropyl)amino]-1S-(phenylmethyl)propylamine

A solution of 4.11 g of carbamic acid, 2R-hydroxy-3-[[[1,3-benzodioxol-5-yl)sulfonyl](2-methylpropyl)amino]-1S-(phenylmethyl)propyl-, phenylmethyl ester in 45 mL of tetrahydrofuran and 25 mL of methanol was hydrogenated over 1.1 g of 10% palladium-on-carbon under 50 psig of hydrogen for 16 hours. The catalyst was removed by filtration and the filtrate concentrated to afford 1.82 g of the desired 2R-hydroxy-3-[[[1,3-benzodioxol-5-yl)sulfonyl](2-methylpropyl)amino]-1S-(phenylmethyl)propylamine.

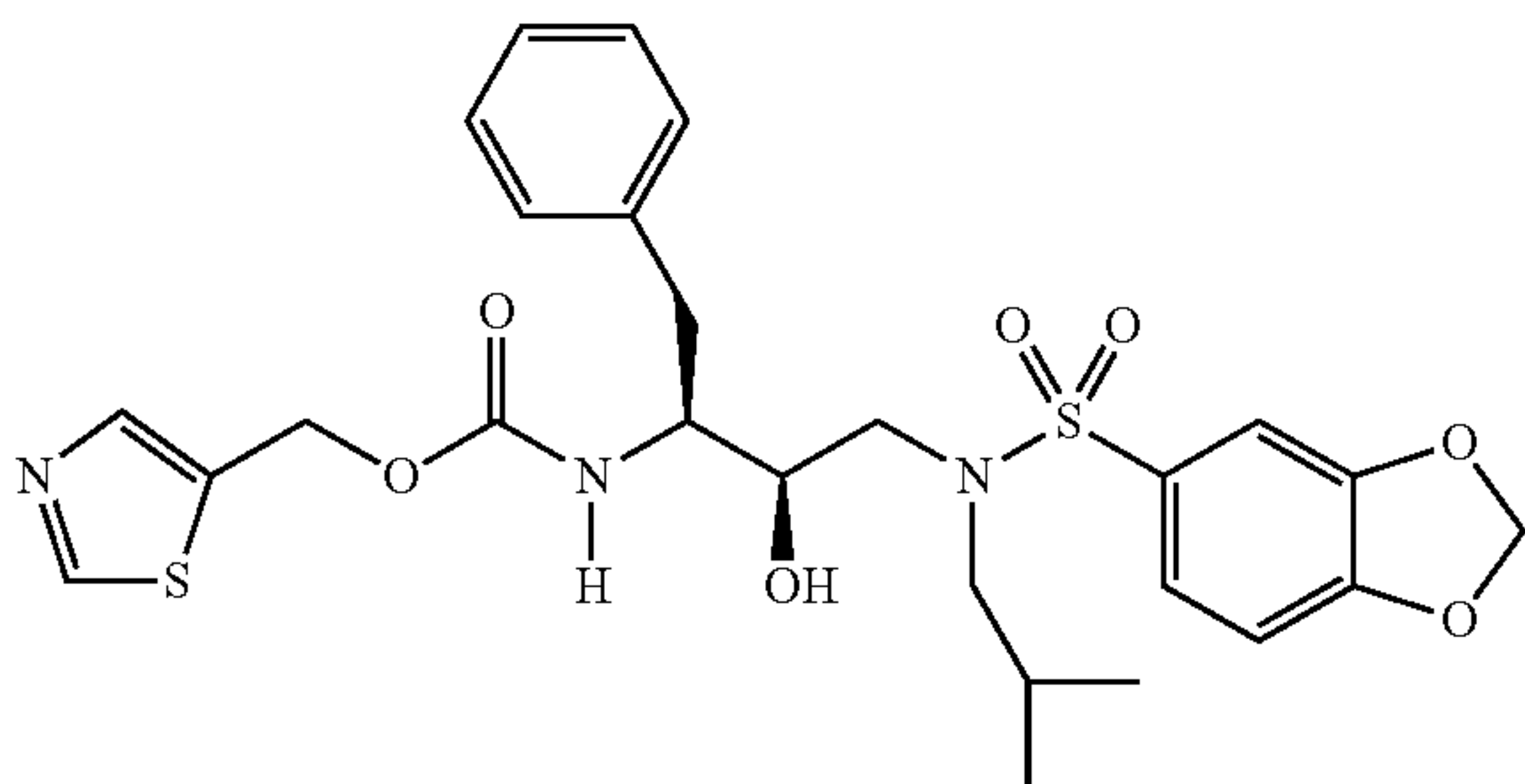
EXAMPLE 21B



Preparation of Carbamic acid, 2R-hydroxy-3-[[[1,3-benzodioxol-5-yl)sulfonyl](2-methylpropyl)amino]-1S-(phenylmethyl)propyl-, 3-pyridylmethyl ester

To a solution of 110 mg of 3-pyridylcarbinol in 3 mL of anhydrous acetonitrile, was added 0.24 g of anhydrous pyridine and then 260 mg of N,N'-disuccinimidyl carbonate at room temperature under nitrogen. After 45 minutes, 410 mg of 2R-hydroxy-3-[[[1,3-benzodioxol-5-yl)sulfonyl](2-methylpropyl)amino]-1S-(phenylmethyl)propylamine was added. After stirring at room temperature for 20 hours, ethyl acetate was added, washed with 5% citric acid, saturated sodium bicarbonate and brine, dried over magnesium sulfate, filtered and concentrated to afford 330 mg of crude product. This was chromatographed on silica gel using 50% ethyl acetate/hexane as eluent to afford 160 mg of a white solid, which was identified as the desired carbamic acid, [2R-hydroxy-3-[[[1,3-benzodioxol-5-yl)sulfonyl](2-methylpropyl)amino]-1S-(phenylmethyl)propyl]-, 3-pyridylmethyl ester, m/e=562(M+Li).

EXAMPLE 21C

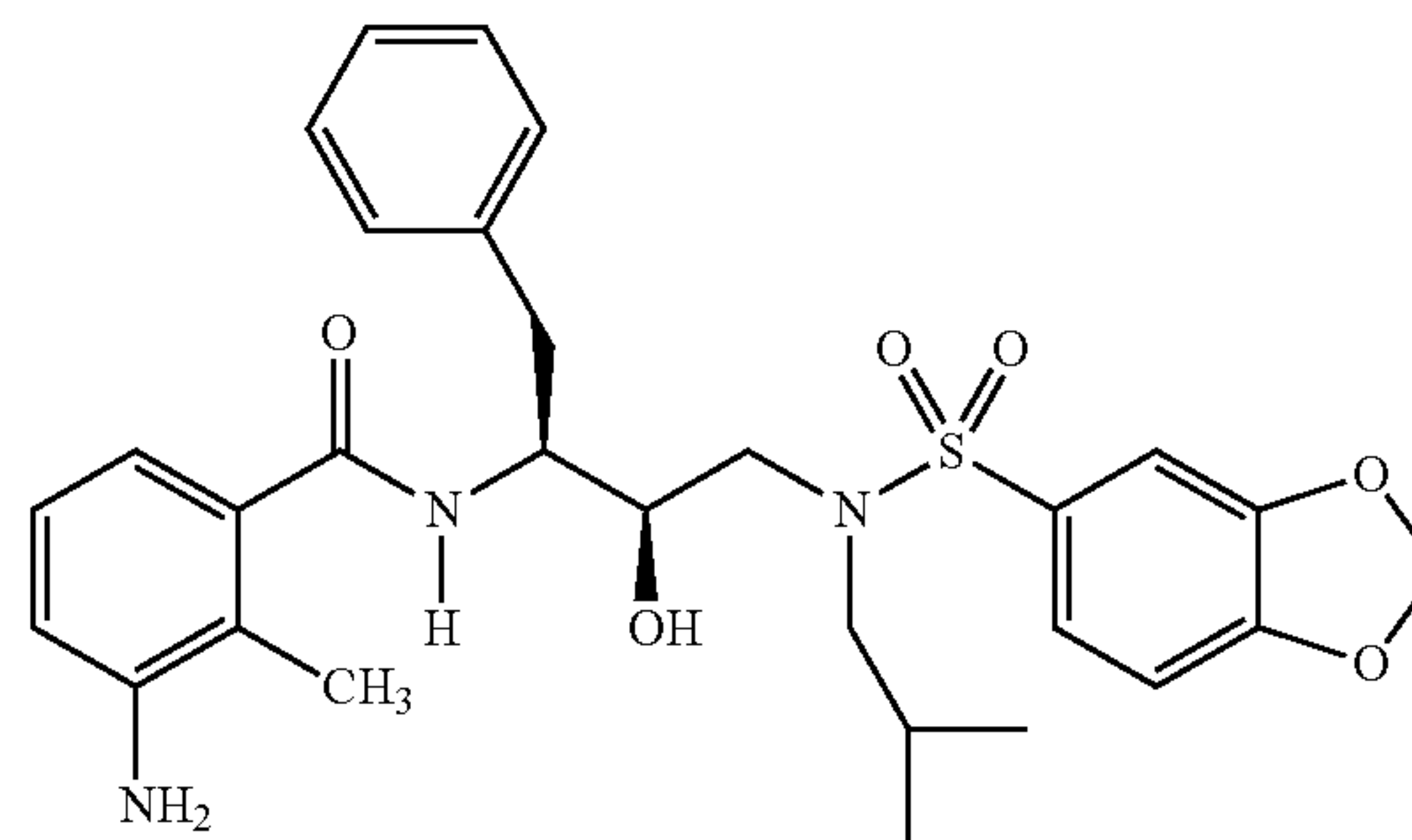


90

Preparation of Carbamic acid, 2R-hydroxy-3-[[[1,3-benzodioxol-5-yl)sulfonyl](2-methylpropyl)amino]-1S-(phenylmethyl)propyl-, 5-thiazolylmethyl ester

To a solution of 85 mg (0.8 mmol) of 5-(hydroxymethyl)thiazole in 2.2 mL of anhydrous acetonitrile, was added 0.18 mL (2.2 mmol) of anhydrous pyridine and then 189 mg (0.74 mmol) of N,N'-disuccinimidyl carbonate at room temperature under nitrogen. After 45 minutes, 310 mg of 2R-hydroxy-3-[[[1,3-benzodioxol-5-yl)sulfonyl](2-methylpropyl)amino]-1S-(phenylmethyl)propylamine was added. After stirring at room temperature for 20 hours, ethyl acetate was added, washed with 5% citric acid, saturated sodium bicarbonate and brine, dried over magnesium sulfate, filtered and concentrated to afford 300 mg of crude product. This was chromatographed on silica gel using 50% ethyl acetate/hexane as eluent to afford 150 mg of a white solid, which was identified as the desired carbamic acid, 2R-hydroxy-3-[[[1,3-benzodioxol-5-yl)sulfonyl](2-methylpropyl)amino]-1S-(phenylmethyl)propyl-, 5-thiazolylmethyl ester, m/e=568(M+Li)

EXAMPLE 21D

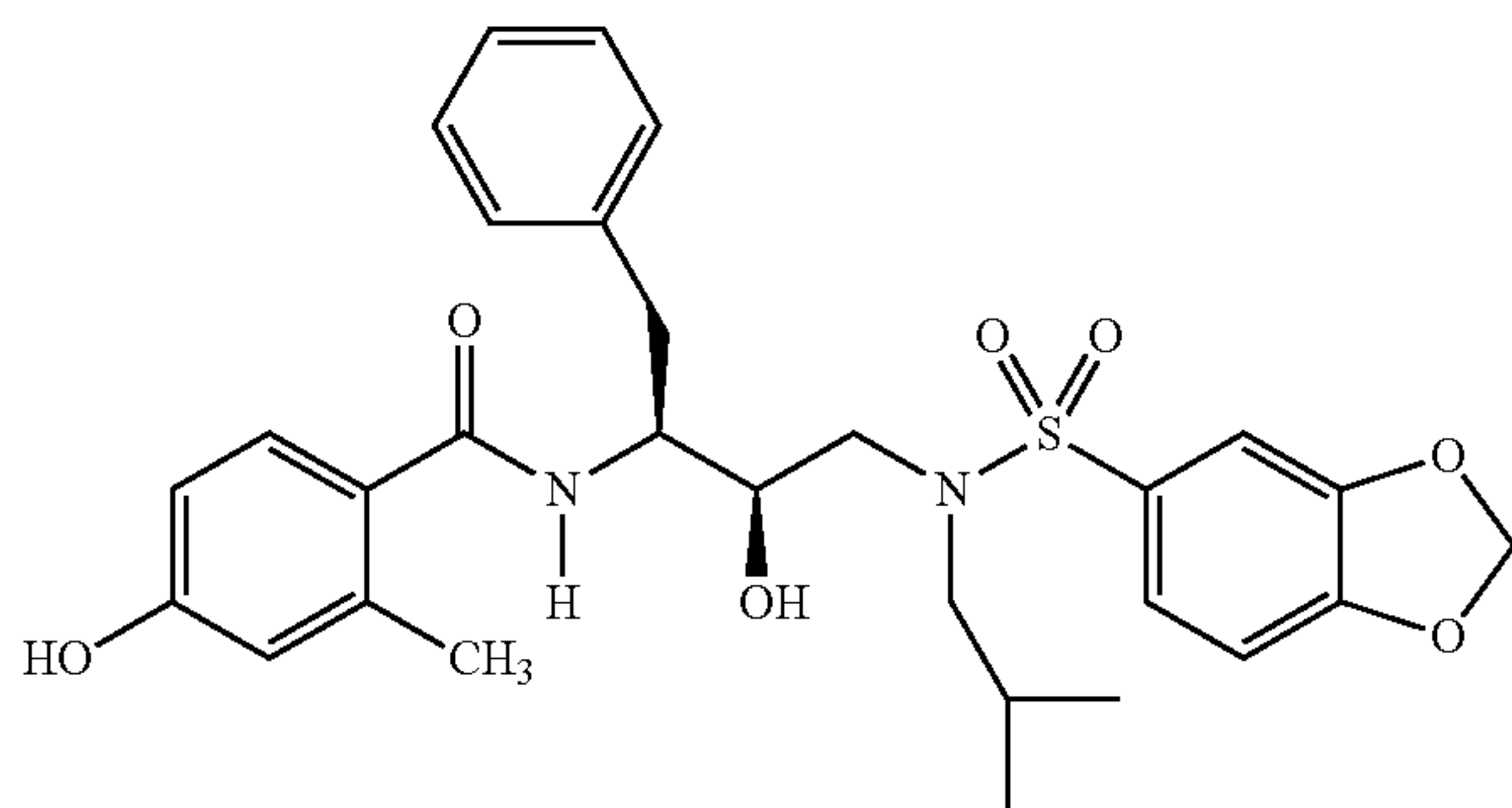


Preparation of Benzamide, N-[2R-hydroxy-3-[[[1,3-benzodioxol-5-yl)sulfonyl](2-methylpropyl)amino]-1S-(phenylmethyl)propyl]-3-amino-2-methyl

To a solution of 175 mg of 3-amino-2-methylbenzoic acid in 2 mL of anhydrous N,N-dimethylformamide at 0° C., was added 200 mg of N-hydroxybenzotriazole and then 210 mg of EDC. After 20 minutes of activation, 410 mg of 2R-hydroxy-3-[[[1,3-benzodioxol-5-yl)sulfonyl](2-methylpropyl)amino]-1S-(phenylmethyl)propylamine was added. After stirring at room temperature for 16 hours, ethyl acetate was added, washed with 5% citric acid, sodium bicarbonate, brine, dried over magnesium sulfate, filtered and concentrated to afford 500 mg of crude product. This was chromatographed on silica gel using 50% ethyl acetate/hexane to afford 310 mg of the desired benzamide, N-[2R-hydroxy-3-[[[1,3-benzodioxol-5-yl)sulfonyl](2-methylpropyl)amino]-1S-(phenylmethyl)propyl]-3-amino-2-methyl, m/e=560(M+Li).

91

EXAMPLE 21E



Preparation of Benzamide, N-[2R-hydroxy-3-[(1,3-benzodioxol-5-yl)sulfonyl](2-methylpropyl)amino]-1S-(phenylmethyl)propyl]-4-hydroxy-2-methyl

Part A: Preparation of 2-Trimethylsilyloxy-1,3-cyclohexadiene

A 100 mL round bottom flask equipped with magnetic stir bar, addition funnel, and N₂ inlet was charged with 40 mL dry THF and 8.3 mL diisopropyl amine. The solution was cooled to -78° C. and charged with 23.8 mL of 2.5M nBuLi in Hexane. After 10 minutes a solution of 5.2 g cyclohexenone in 10 mL THF was added dropwise. The reaction was stirred 10 minutes at -78° C. and quenched with 7.5 mL trimethylsilyl chloride. The reaction was stirred 15 minutes and then partitioned between diethyl ether and cold saturated aqueous sodium bicarbonate. The combined organic layers were dried over sodium sulfate and concentrated in vacuo to a yellow oil. Short path distillation (BP 27-29° C./0.5 mm) afforded 6.0 g (66%) of 2-Trimethylsilyloxy-1,3-Cyclohexadiene.

Part B: Preparation of Methyl (2-methyl-4-trimethylsilyoxy) benzoate

A 50 mL round bottom flask equipped with magnetic stir bar and condenser was charged with 6.0 g of 2-trimethylsilyloxy-1,3-cyclohexadiene, 3.5 g methyl tetrolate in 3 mL dry toluene. The reaction was heated to 150° C. for 50 hours at which point ¹H-NMR indicated no starting diene. The reaction was concentrated in vacuo to provide 5.7 g (67%) methyl 2-methyl-4-trimethylsilyoxybenzoate.

Part C: Preparation of 4-Hydroxy-2-methylbenzoic acid

A 100 mL round bottom flask equipped with magnetic stir bar was charged with 5.7 g methyl 2-methyl-4-trimethylsilyoxybenzoate and 2.0 g LiOH in 40 mL methanol and 10 mL water. After 2 hours at reflux the reaction was poured into 10 mL concentrated HCl and then 100 g ice. Extraction with ethyl acetate followed by concentration in vacuo gave a crude solid (70:30) product:starting material. Flash Chromatography using 50-50 ethyl acetate/hexanes as an eluent gave 1.15 g 2-methyl-4-hydroxybenzoic acid, m/e=193(M+H).

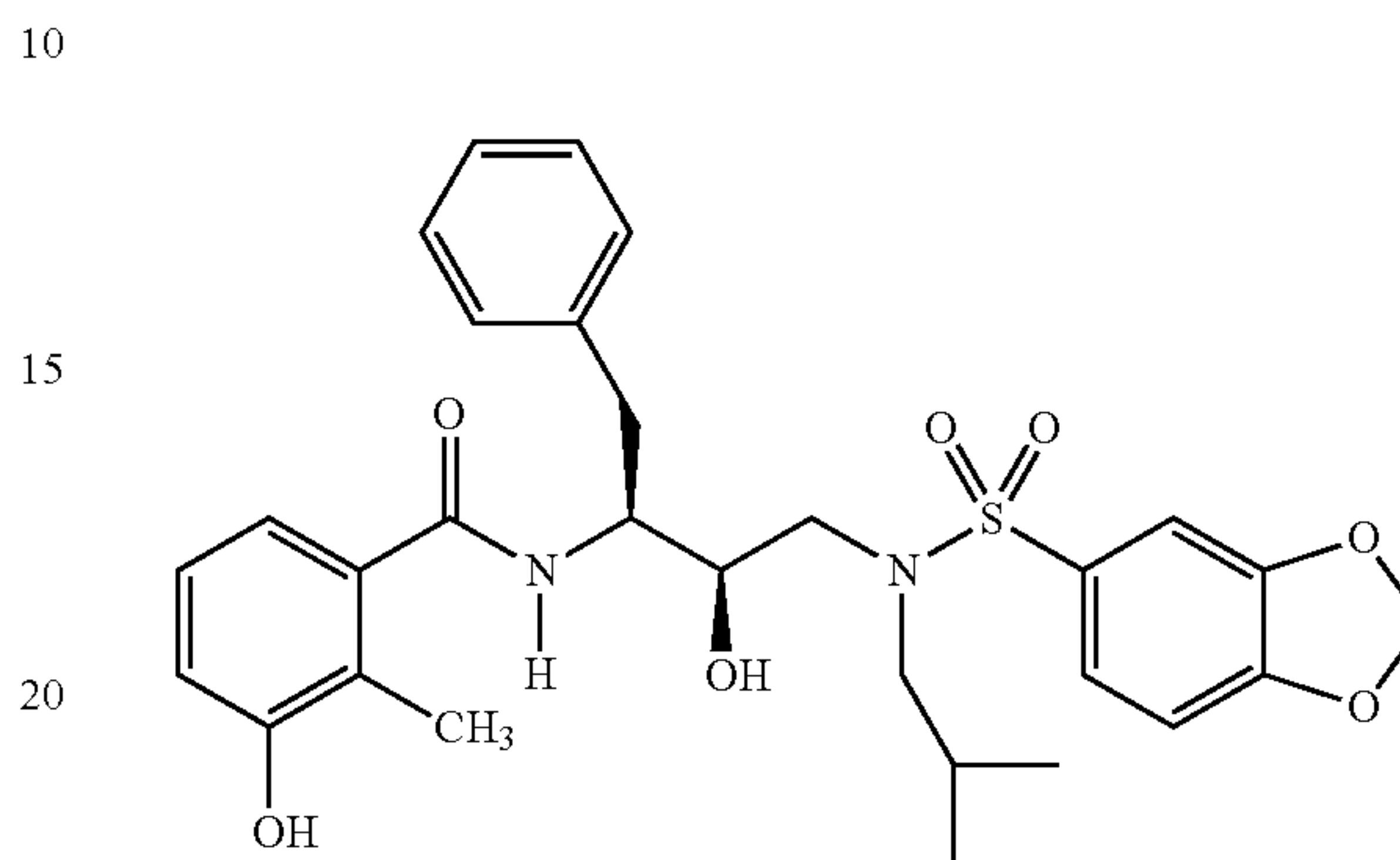
Part D: Preparation of Benzamide, N-[2R-hydroxy-3-[(1,3-benzodioxol-5-yl)sulfonyl](2-methylpropyl)amino]-1S-(phenylmethyl)propyl]-4-hydroxy-2-methyl

To a solution of 175 mg of 4-hydroxy-2-methylbenzoic acid in 2 mL of anhydrous N,N-dimethylformamide at 0° C., was added 200 mg of N-hydroxybenzotriazole and then 220 mg of EDC. After 20 minutes of activation, 450 mg of 2R-hydroxy-3-[(1,3-benzodioxol-5-yl)sulfonyl](2-methylpropyl) amino]-1S-(phenylmethyl)propylamine was added. After stirring at room temperature for 16 hours, ethyl acetate was added, washed with 5% citric acid, sodium bicarbonate, brine,

92

EXAMPLE 21F

dried over magnesium sulfate, filtered and concentrated to afford crude product. This was chromatographed on silica gel using 50% ethyl acetate/hexane to afford 102 mg of the desired benzamide, N-[2R-hydroxy-3-[(1,3-benzodioxol-5-yl)sulfonyl](2-methylpropyl)amino]-1S-(phenylmethyl)propyl]-4-hydroxy-2-methyl.



Preparation of Benzamide, N-[2R-hydroxy-3-[(1,3-benzodioxol-5-yl)sulfonyl](2-methylpropyl)amino]-1S-(phenylmethyl)propyl]-3-hydroxy-2-methyl

To a solution of 187 mg (1.23 mmol) of 3-hydroxy-2-methylbenzoic acid and 217 mg (1.61 mmol) of N-hydroxybenzotriazole in 6 mL of anhydrous N,N-dimethylformamide at 0° C., was added 236 mg (1.23 mmol) of EDC. After 20 minutes of activation at 0° C. and 1 hour at is room temperature, 450 mg (1.07 mmol) of 2R-hydroxy-3-[(1,3-benzodioxol-5-yl)sulfonyl](2-methylpropyl) amino]-1S-(phenylmethyl)propylamine was added. After 15 hours at room temperature, ethyl acetate was added, washed with 5% citric acid, saturated sodium bicarbonate, brine, dried, filtered and concentrated to afford 650 mg of crude material. This was chromatographed on silica gel using 0-25% ethyl acetate/methylene chloride as eluent to afford 390 mg of pure benzamide, N-[2R-hydroxy-3-[(1,3-benzodioxol-5-yl)sulfonyl](2-methylpropyl)amino]-1S-(phenylmethyl)propyl]-3-hydroxy-2-methyl, m/e=561(M+Li).

EXAMPLE 22

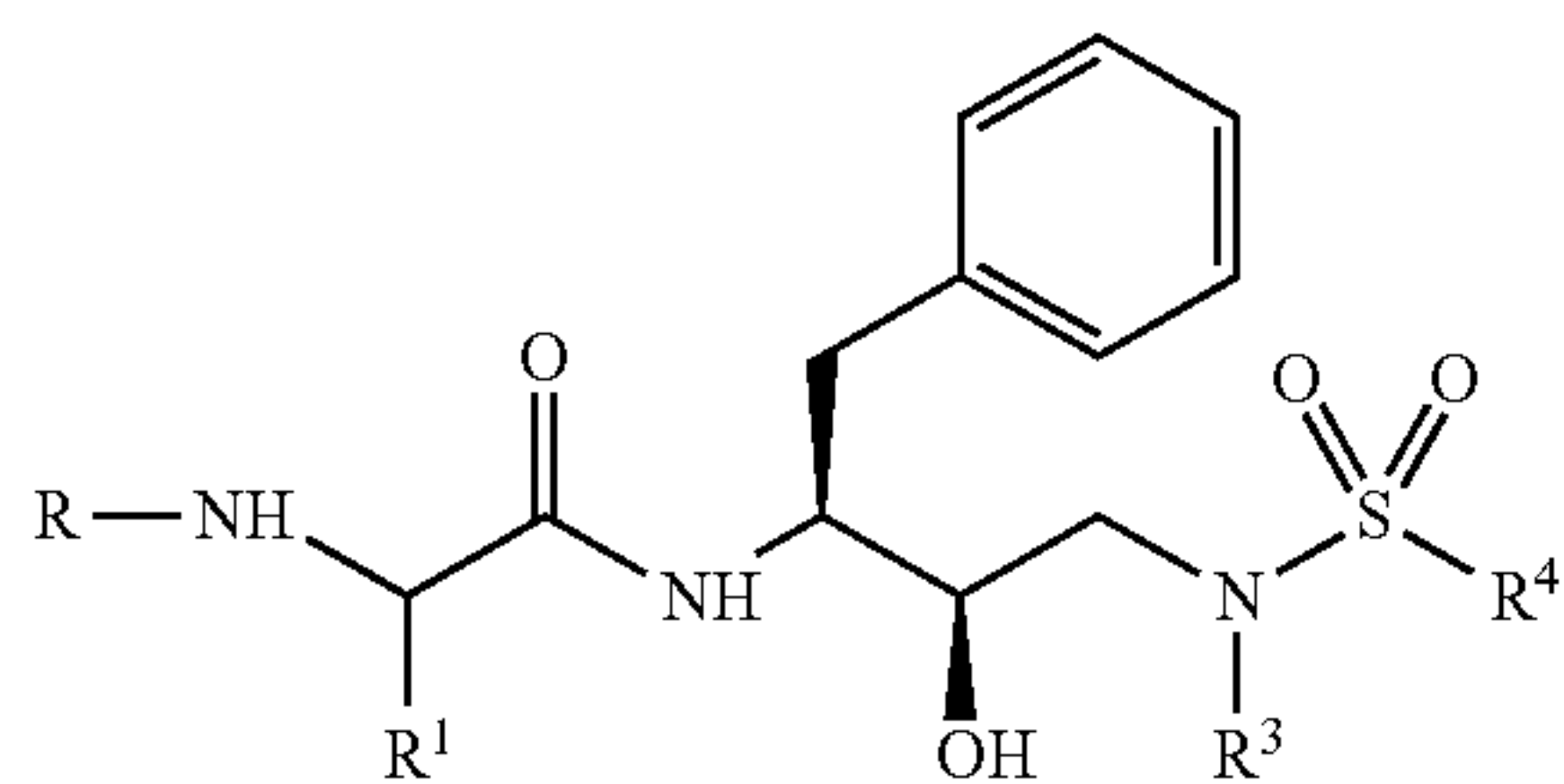
Following the procedures of Examples 1-21, the compounds shown in Tables 3, 5A and 5B were prepared and in Tables 4 through 17 can be prepared.

TABLE 3

Entry No.	R	R ¹	R ³	R ⁴
1	Cbz	t-Butyl	i-Amyl	Methyl
2	N,N-Dimethylglycine	t-Butyl	i-Amyl	Methyl

93

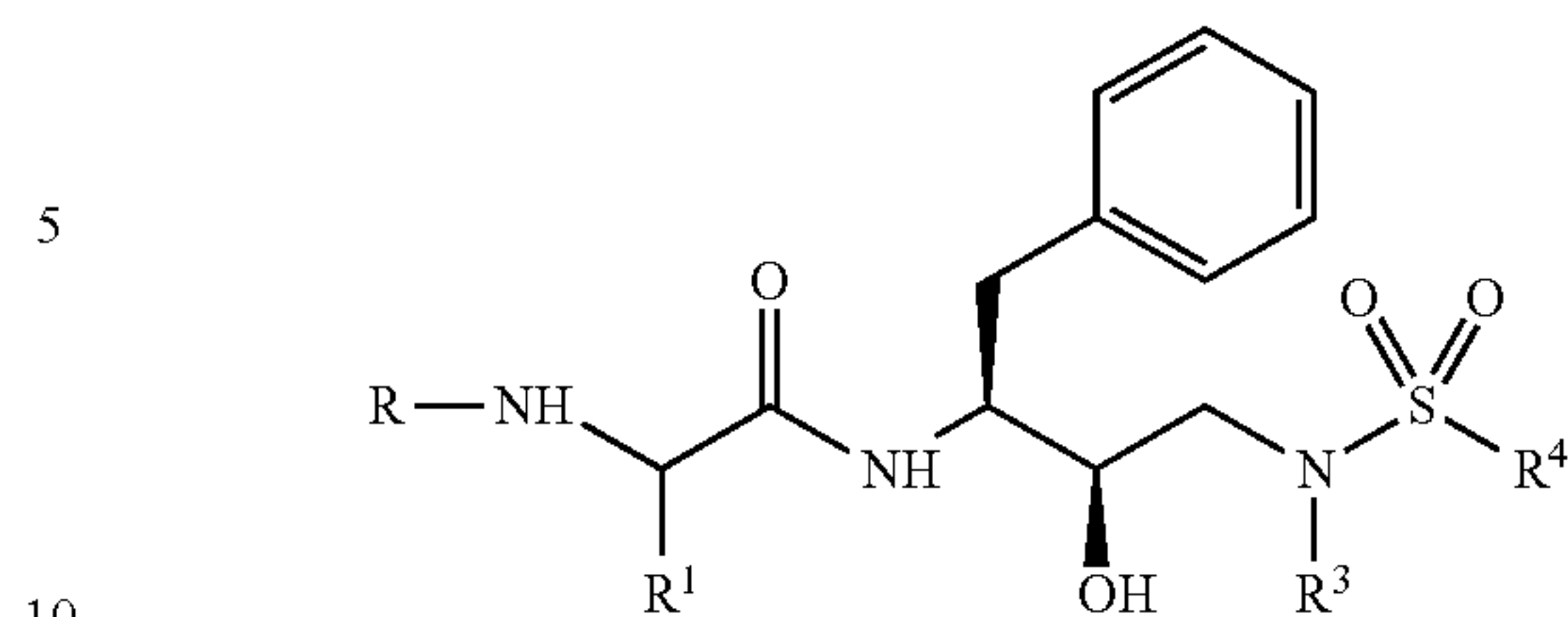
TABLE 3-continued



Entry No.	R	R ¹	R ³	R ⁴
3	Cbz	i-Propyl	i-Amyl	Phenyl
4	Cbz	sec-Butyl	i-Amyl	Phenyl
5	Cbz	CH ₂ C(O)NH ₂	n-Propyl	Phenyl
6	N-Methylglycine	t-Butyl	i-Amyl	Phenyl
7	Cbz	t-Butyl	i-Butyl	Phenyl

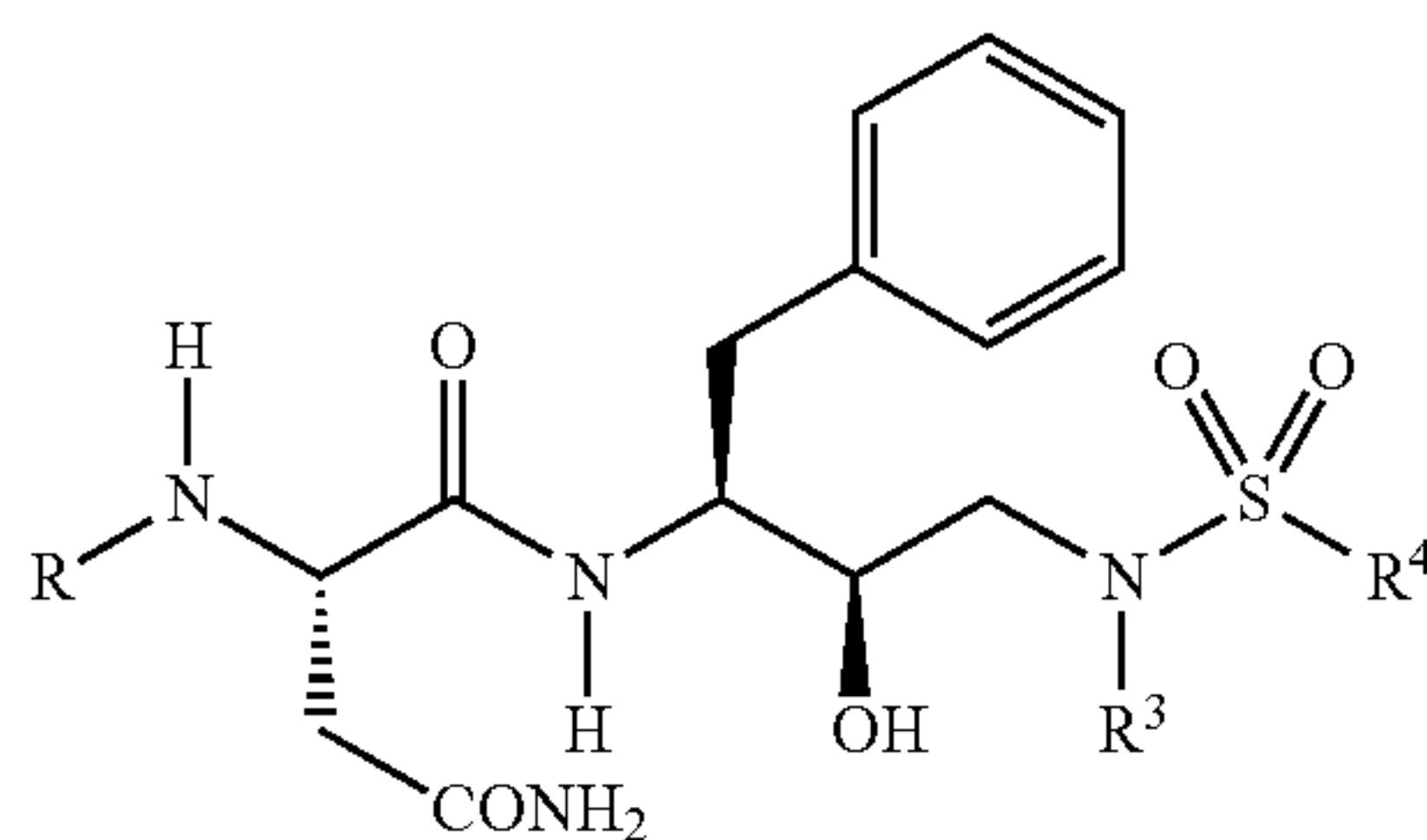
94

TABLE 3-continued



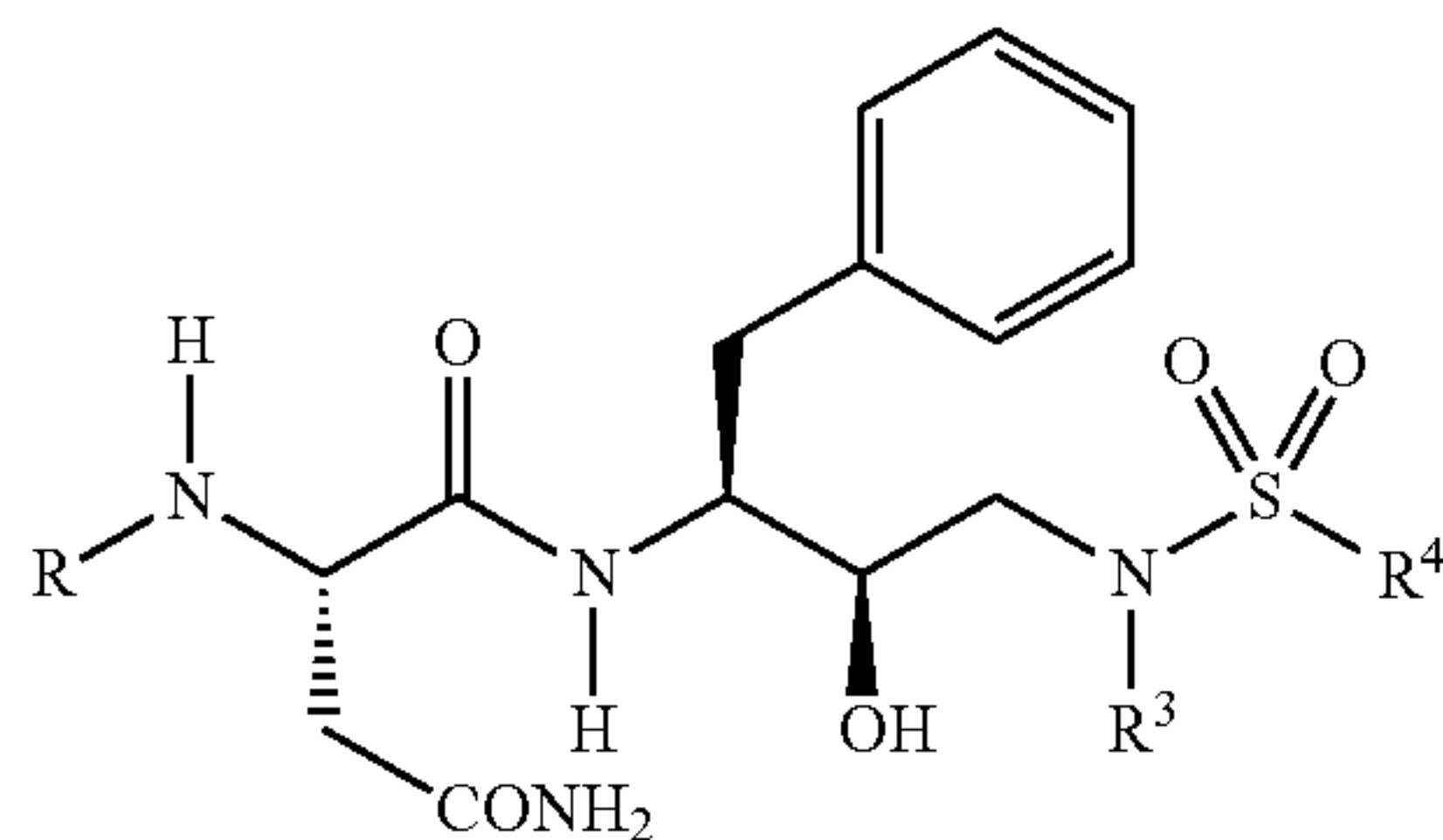
Entry No.	R	R ¹	R ³	R ⁴
8	N,N-Dimethylglycine	t-Butyl	i-Amyl	Phenyl
9	N-Methylglycine	t-Butyl	i-Amyl	Phenyl
10	N,N-Dimethylglycine	t-Butyl	i-Butyl	(4-OCH ₃)Phenyl
11	N-Methylglycine	t-Butyl	i-Butyl	(4-OCH ₃)Phenyl

TABLE 4



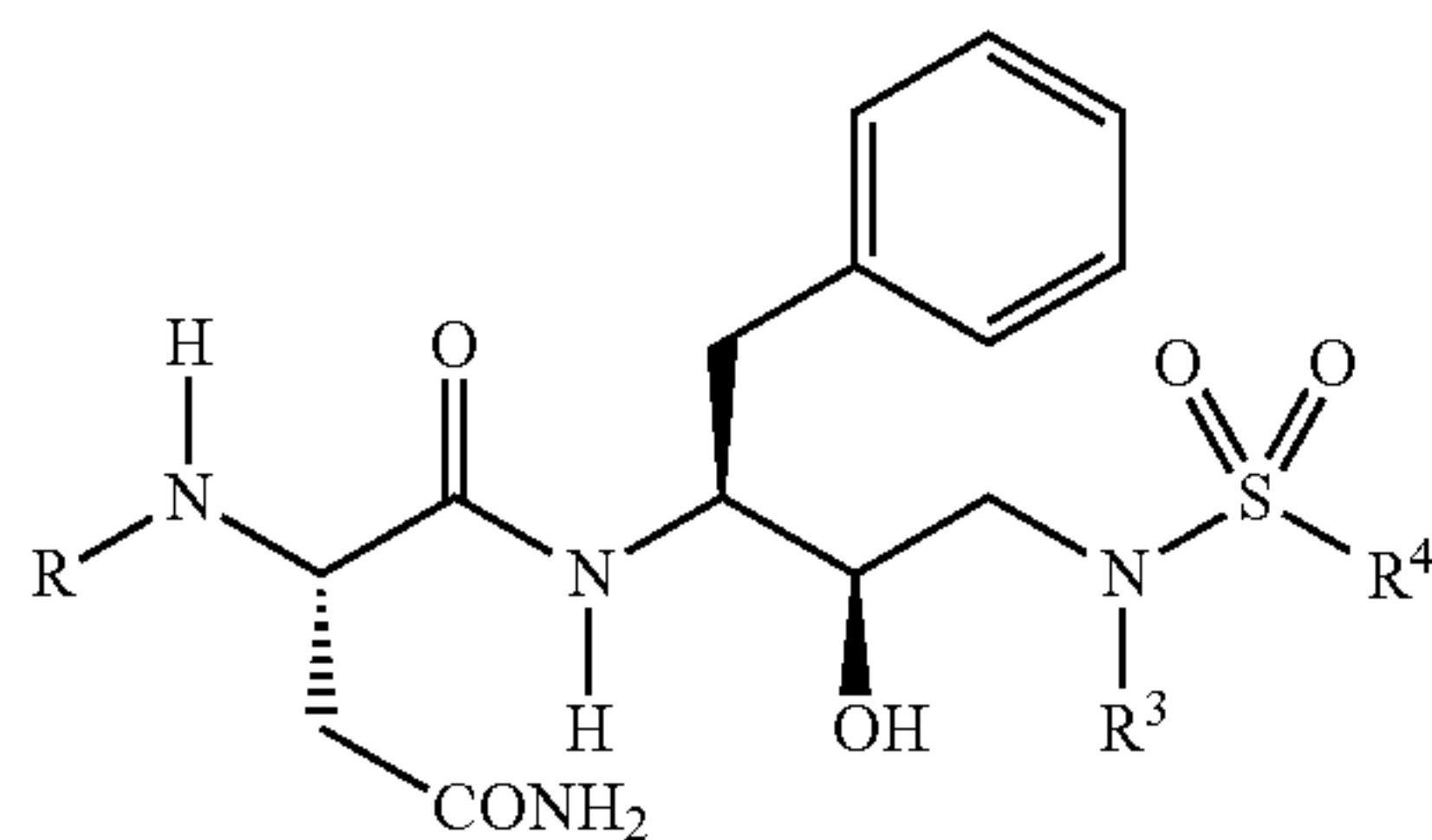
Entry No.	R	R ³	R ⁴
1	Cbz ^a	CH ₃	n-Butyl
2	Cbz	i-Butyl	CH ₃
3	Cbz	i-Butyl	n-Butyl
4	Q ^b	i-Butyl	n-Butyl
5	Cbz	i-Propyl	n-Butyl
6	Q	i-Propyl	n-Butyl
7	Cbz	C ₆ H ₅	n-Butyl
8	Cbz		n-Butyl
9	Cbz		n-Butyl
10	Q		n-Butyl
11	Cbz		n-Butyl
12	Cbz	i-Butyl	n-Propyl
13	Cbz	i-Butyl	-CH ₂ CH(CH ₃) ₂
14	Cbz		n-Butyl
15	Cbz		i-Propyl

TABLE 4-continued



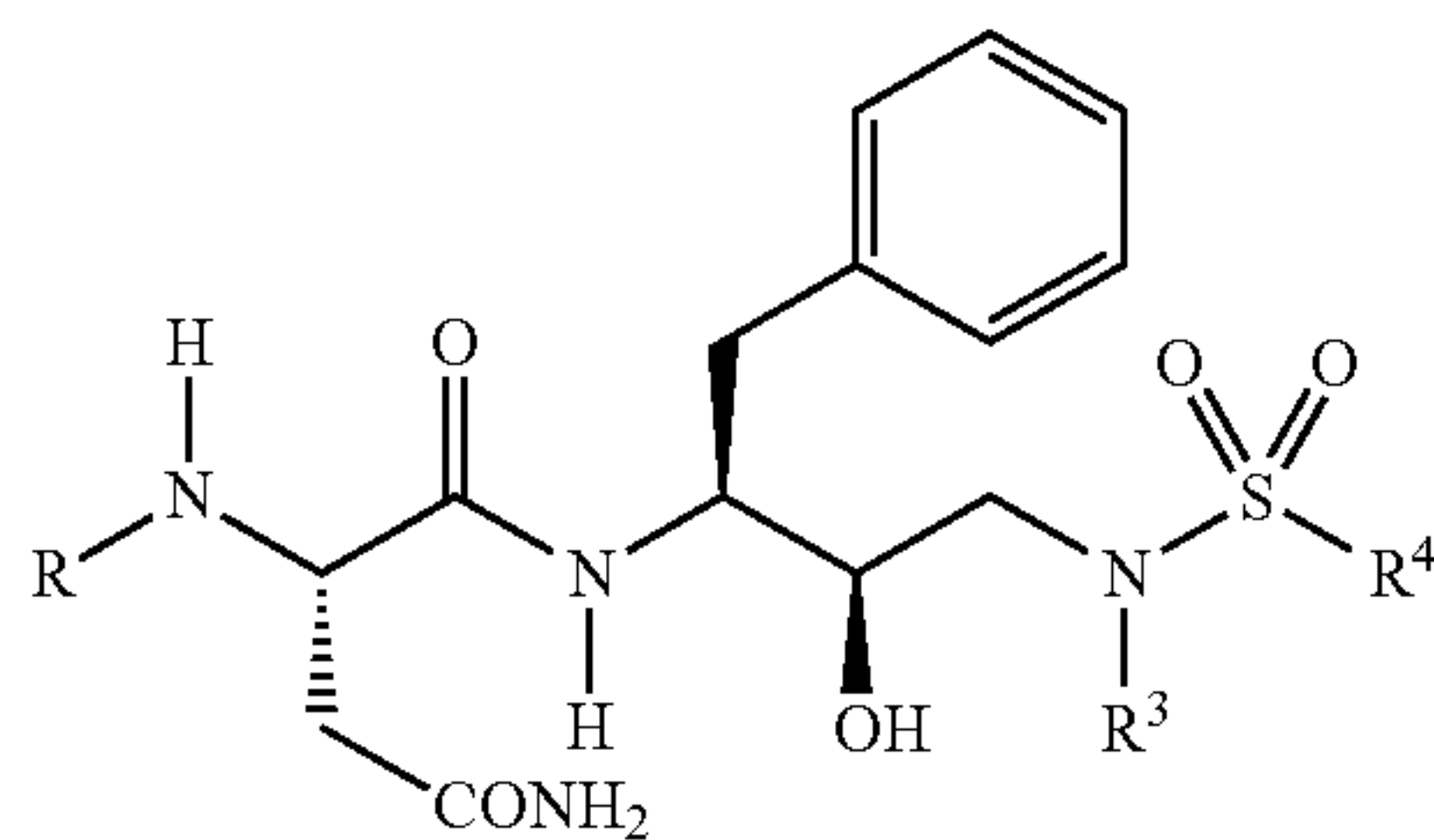
Entry No.	R	R ³	R ⁴
16	Cbz		$-\text{CH}_2\text{CH}_2\text{CH}(\text{CH}_3)_2$
17	Cbz	i-Butyl	$-\text{CH}_2\text{CH}_3$
18	Cbz	i-Butyl	$-\text{CH}(\text{CH}_3)_2$
19	Cbz	i-Butyl	
20	Q	-Butyl	
21	Cbz		$-(\text{CH}_2)_2\text{CH}(\text{CH}_3)_2$
22	Cbz	$(\text{CH}_2)_2\text{CH}(\text{CH}_3)_2$	$-\text{CH}(\text{CH}_3)_2$
23	Q	i-Butyl	$-\text{CH}(\text{CH}_3)_2$
24	Cbz	i-Butyl	$-\text{C}(\text{CH}_3)_3$
25	Q	i-Butyl	$-\text{C}(\text{CH}_3)_3$
26	Cbz		$-\text{C}(\text{CH}_3)_3$
27	Q		$-\text{C}(\text{CH}_3)_3$
28	Cbz	$-(\text{CH}_2)_2\text{CH}(\text{CH}_3)_2$	$-\text{C}(\text{CH}_3)_3$
29	Q	$-(\text{CH}_2)_2\text{CH}(\text{CH}_3)_2$	$-\text{C}(\text{CH}_3)_3$
30	Cbz	$-\text{CH}_2\text{C}_6\text{H}_5$	$-\text{C}(\text{CH}_3)_3$
31	Q	$-\text{CH}_2\text{C}_6\text{H}_5$	$-\text{C}(\text{CH}_3)_3$
32	Cbz	$-(\text{CH}_2)_2\text{C}_6\text{H}_5$	$-\text{C}(\text{CH}_3)_3$
33	Cbz	$-(\text{CH}_2)_2\text{C}_6\text{H}_5$	$-\text{C}(\text{CH}_3)_3$
34	Cbz	n-Butyl	$-\text{C}(\text{CH}_3)_3$
35	Cbz	n-Pentyl	$-\text{C}(\text{CH}_3)_3$
36	Cbz	n-Hexyl	$-\text{C}(\text{CH}_3)_3$
37	Cbz		$-\text{C}(\text{CH}_3)_3$
38	Cbz	$-\text{CH}_2\text{C}(\text{CH}_3)_3$	$-\text{C}(\text{CH}_3)_3$
39	Q	$-\text{CH}_2\text{C}(\text{CH}_3)_3$	$-\text{C}(\text{CH}_3)_3$
40	Cbz		$-\text{C}(\text{CH}_3)_3$
41	Cbz	$-\text{CH}_2\text{C}_6\text{H}_4\text{OCH}_3(\text{para})$	$-\text{C}(\text{CH}_3)_3$

TABLE 4-continued



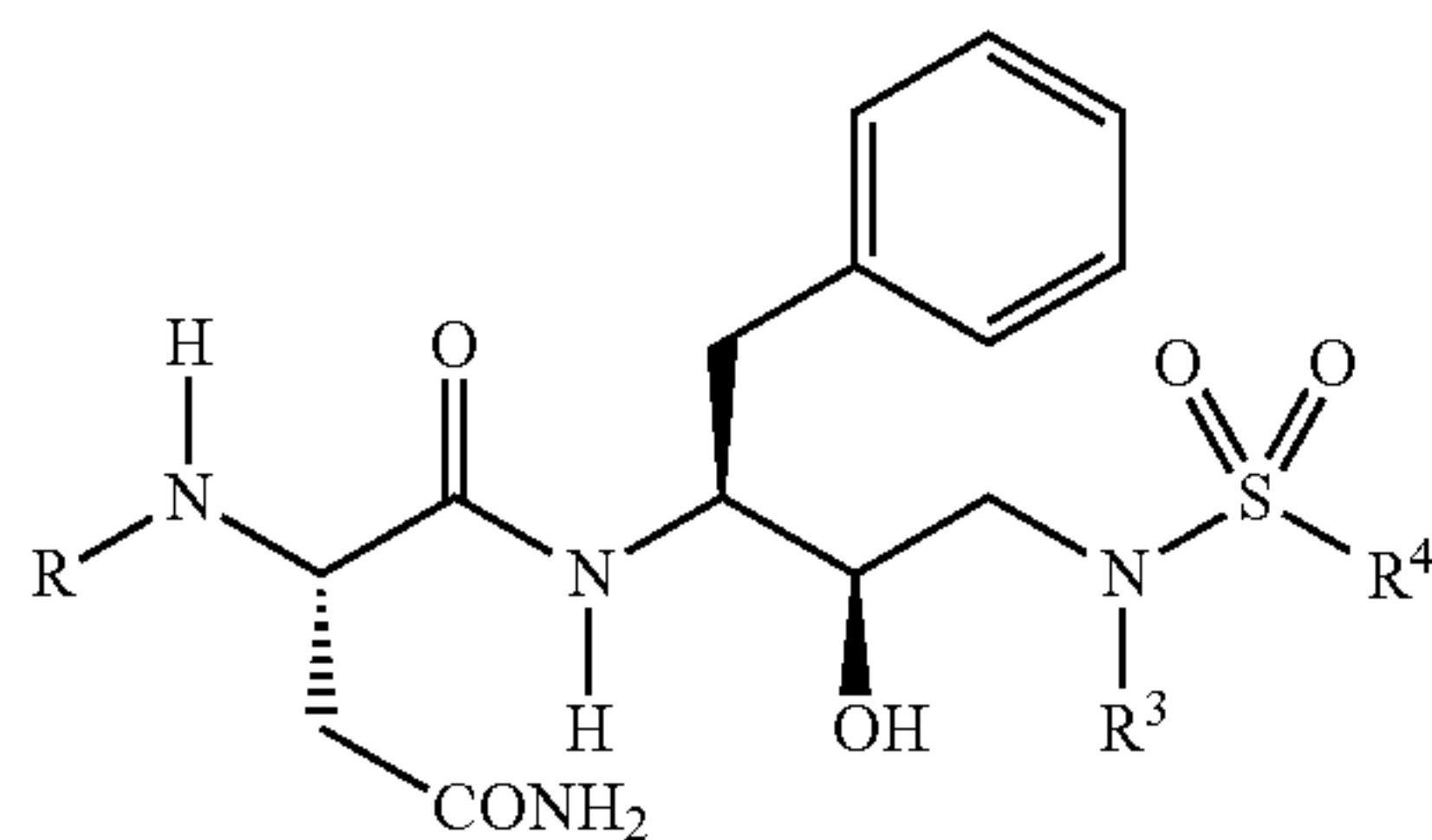
Entry No.	R	R ³	R ⁴
42	Cbz		-C(CH ₃) ₃
43	Cbz		-C(CH ₃) ₃
44	Cbz	-(CH ₂) ₂ C(CH ₃) ₃	-C(CH ₃) ₃
45	Q	-(CH ₂) ₂ C(CH ₃) ₃	-C(CH ₃) ₃
46	Cbz	-(CH ₂) ₄ OH	-C(CH ₃) ₃
47	Q	-(CH ₂) ₄ OH	-C(CH ₃) ₃
48	Q		-C(CH ₃) ₃
49	Q		-C(CH ₃) ₃
50	Cbz	-CH ₂ CH(CH ₃) ₂	-C ₆ H ₅
51		-CH ₂ CH(CH ₃) ₂	-C ₆ H ₅
52		-CH ₂ CH(CH ₃) ₂	-C ₆ H ₅
53		-CH ₂ CH(CH ₃) ₂	-C ₆ H ₅
54		-CH ₂ CH(CH ₃) ₂	-C ₆ H ₅
55		-CH ₂ CH(CH ₃) ₂	-C ₆ H ₅
56		-CH ₂ CH(CH ₃) ₂	-C ₆ H ₅

TABLE 4-continued



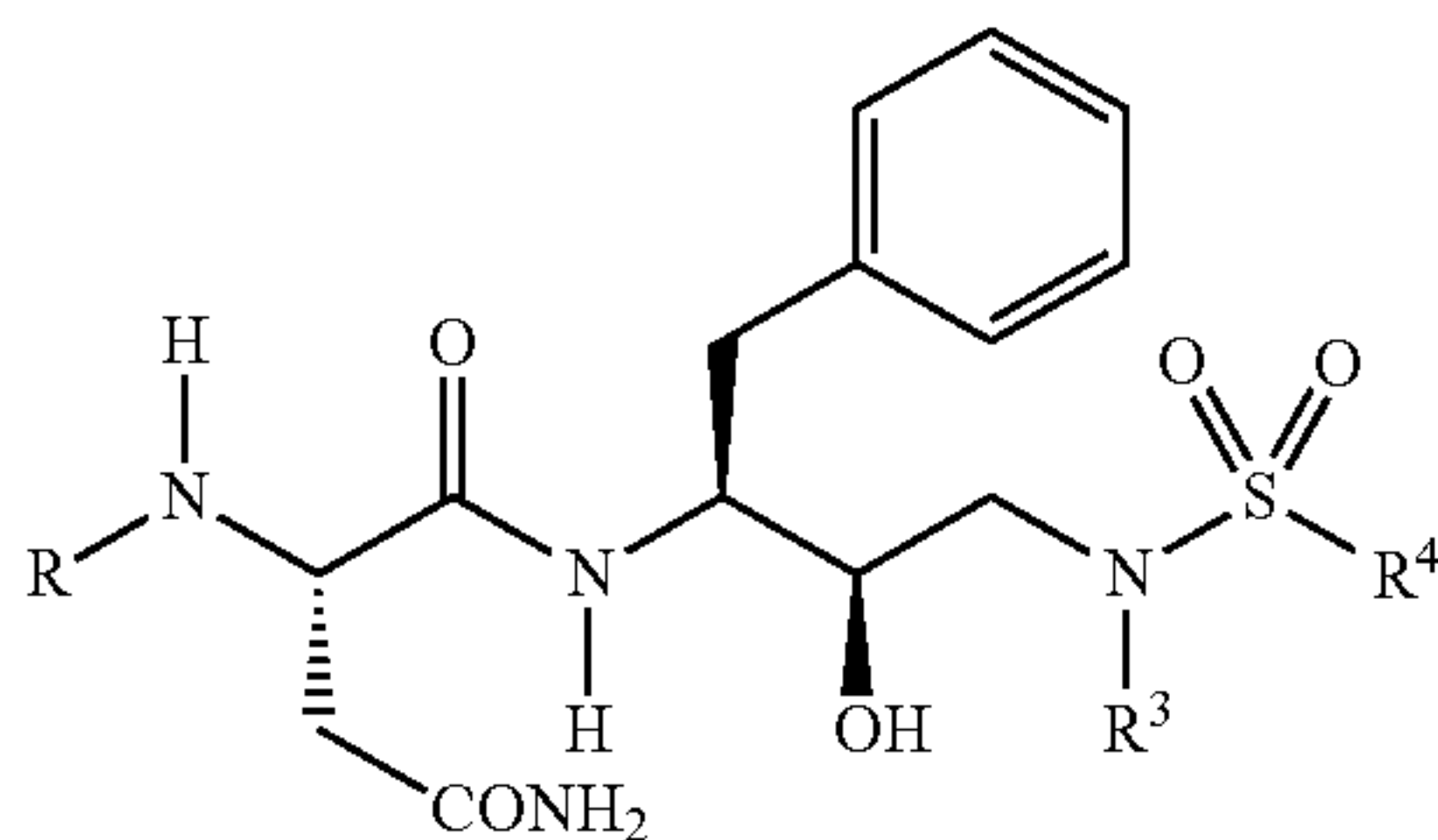
Entry No.	R	R ³	R ⁴
57		-CH ₂ CH(CH ₃) ₂	-C ₆ H ₅
58		-CH ₂ CH(CH ₃) ₂	-C ₆ H ₅
59		-CH ₂ CH(CH ₃) ₂	-C ₆ H ₅
60		-CH ₂ CH(CH ₃) ₂	-C ₆ H ₅
61		-CH ₂ CH(CH ₃) ₂	-C ₆ H ₅
62		-CH ₂ CH(CH ₃) ₂	-C ₆ H ₅
63		-CH ₂ CH(CH ₃) ₂	-C ₆ H ₅
64		-CH ₂ CH(CH ₃) ₂	-C ₆ H ₅

TABLE 4-continued



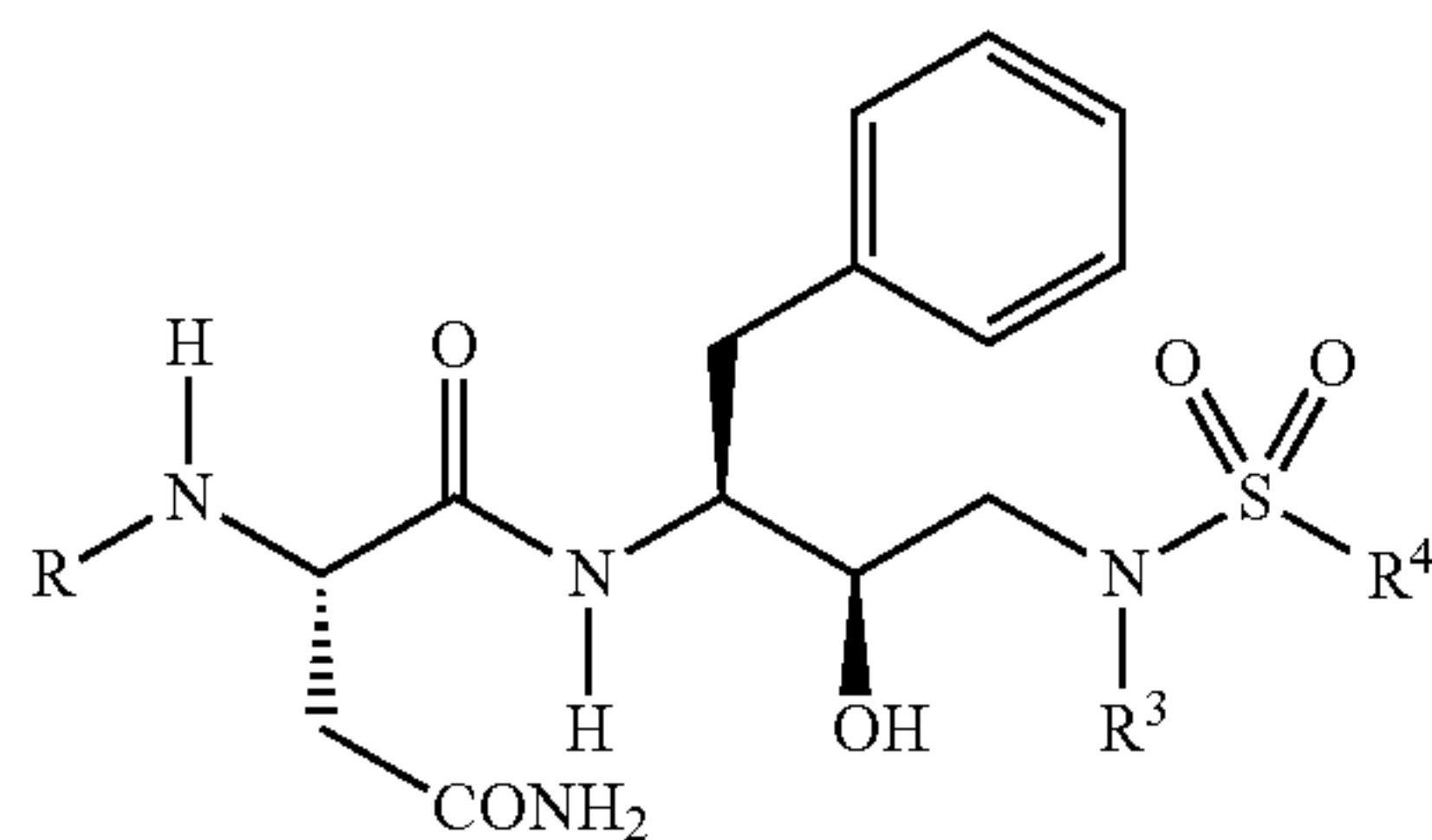
Entry No.	R	R ³	R ⁴
65		-CH ₂ CH(CH ₃) ₂	-C ₆ H ₅
66		-CH ₂ CH(CH ₃) ₂	-C ₆ H ₅
67		-CH ₂ CH(CH ₃) ₂	-C ₆ H ₅
68		-CH ₂ CH(CH ₃) ₂	-C ₆ H ₅
69		-CH ₂ CH(CH ₃) ₂	-C ₆ H ₅
70	Q	-CH ₂ Ph	-Ph
71	Q		-Ph
72	Q		-Ph
73	Q		-Ph
74	Q		-Ph
75	Q		-Ph

TABLE 4-continued



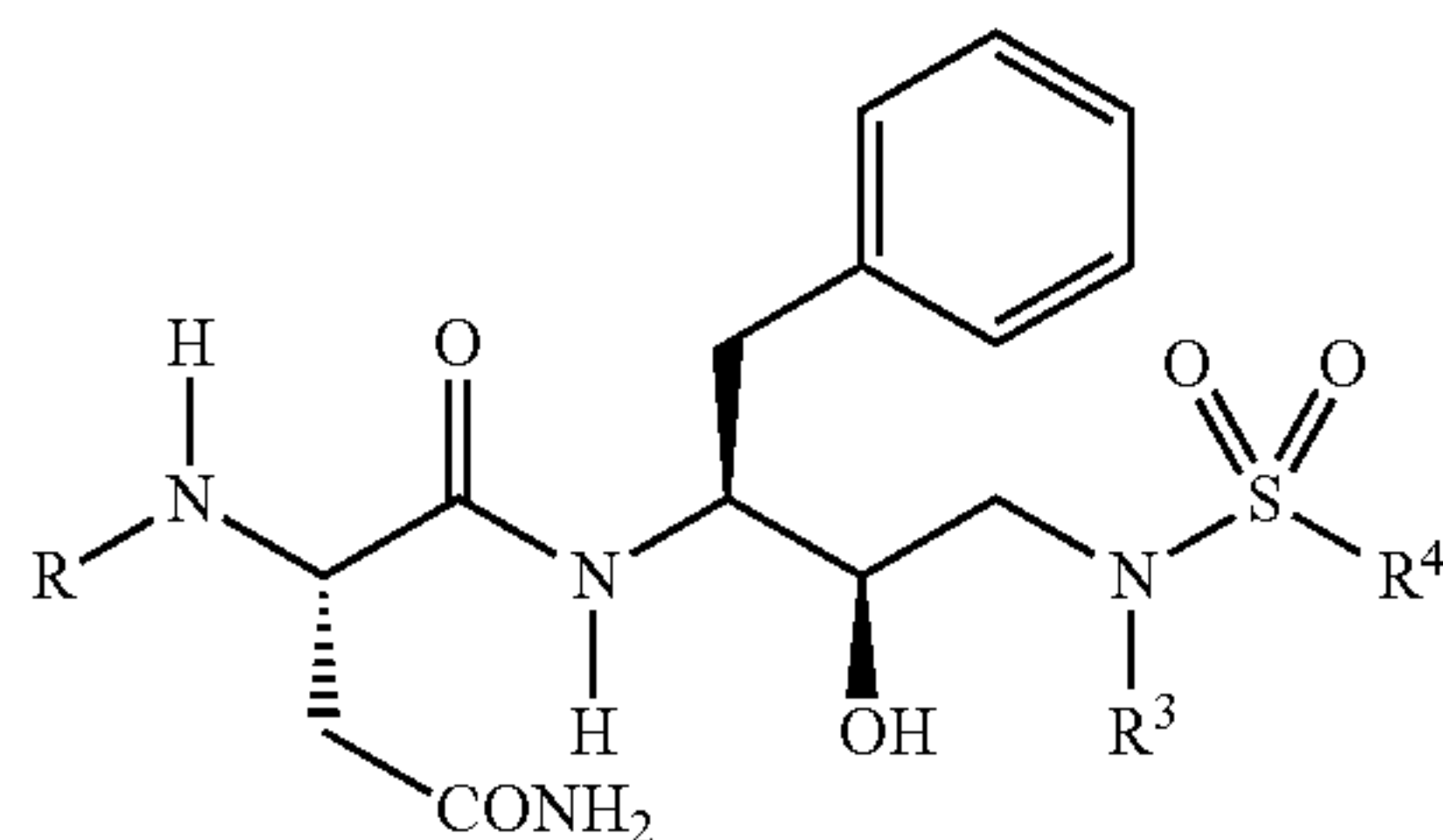
Entry No.	R	R ³	R ⁴
76	Q	—CH ₂ CH=CH ₂	—Ph
77	Q		—Ph
78	Q		—Ph
79	Q	—CH ₂ CH ₂ Ph	—Ph
80	Q	—CH ₂ CH ₂ CH ₂ CH ₂ OH	—Ph
81	Q	—CH ₂ CH ₂ N(CH ₃) ₂	—Ph
82	Q		—Ph
83	Q	—CH ₃	—Ph
84	Q	—CH ₂ CH ₂ CH ₂ SCH ₃	—Ph
85	Q	—CH ₂ CH ₂ CH ₂ S(O) ₂ CH ₃	—Ph
86	Q	—CH ₂ CH ₂ CH ₂ CH(CH ₃) ₂	
87	Q	—CH ₂ CH ₂ CH(CH ₃) ₂	
88	Q	—CH ₂ CH ₂ CH(CH ₃) ₂	—CH ₂ CH ₂ CH ₃
89	Q	—CH ₂ CH ₂ CH ₂ CH(CH ₃) ₂	—CH ₃
90	Q	—CH ₂ CH ₂ CH(CH ₃) ₂	
91	Q	—CH ₂ CH ₂ CH(CH ₃) ₂	
92	Q	—CH ₂ CH ₂ CH(CH ₃) ₂	
93	Q	—CH ₂ CH ₂ CH(CH ₃) ₂	
94	Q	—CH ₂ CH ₂ CH(CH ₃) ₂	

TABLE 4-continued



Entry No.	R	R ³	R ⁴
95	Q	—CH ₂ CH ₂ CH(CH ₃) ₂	
96	Q	—CH ₂ CH ₂ CH(CH ₃) ₂	
97	Q	—CH ₂ CH ₂ CH(CH ₃) ₂	
98	Q	—CH ₂ CH ₂ CH(CH ₃) ₂	
99	Q	—CH ₂ CH ₂ CH(CH ₃) ₂	
100	Q	—CH ₂ CH ₂ CH(CH ₃) ₂	
101	Q	—CH ₂ CH ₂ CH(CH ₃) ₂	
102	Q	—CH ₂ CH ₂ CH(CH ₃) ₂	
103	Q	—CH ₂ CH(CH ₃) ₂	
104	Q	—CH ₂ CH(CH ₃) ₂	
105	Q	—CH ₂ CH(CH ₃) ₂	
106	Q	—CH ₂ CH ₂ CH ₃	

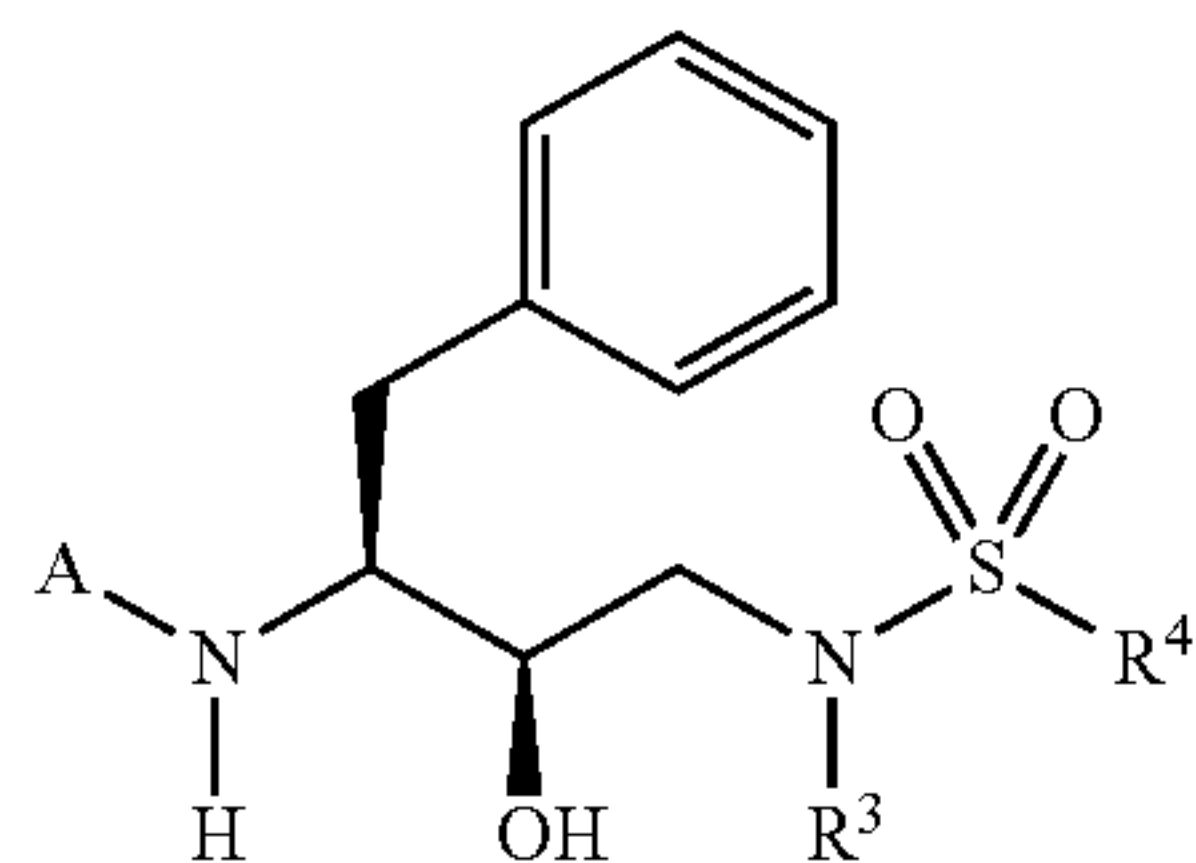
TABLE 4-continued



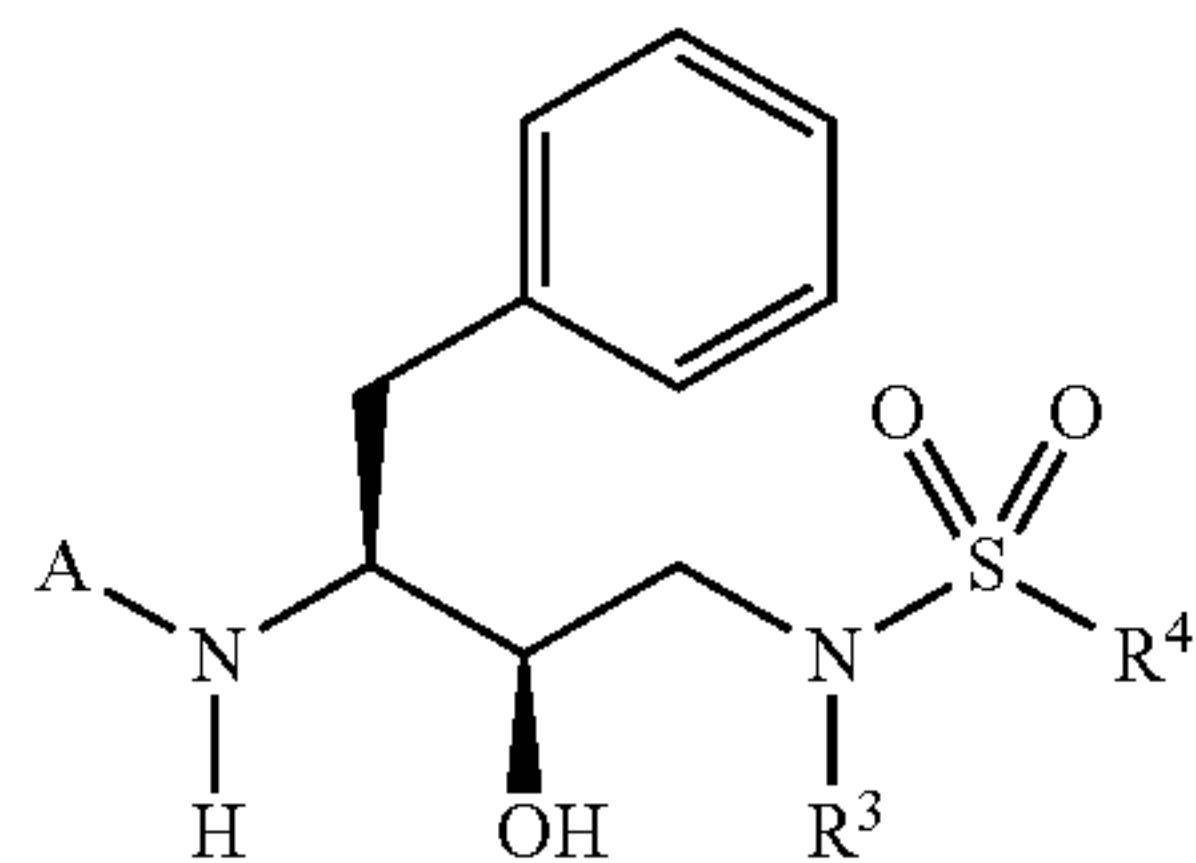
Entry No.	R	R ³	R ⁴
107	Q	-CH ₂ CH ₂ CH ₂ CH ₃	

^abenzyloxycarbonyl^b2-quinolinylcarbonyl

TABLE 5

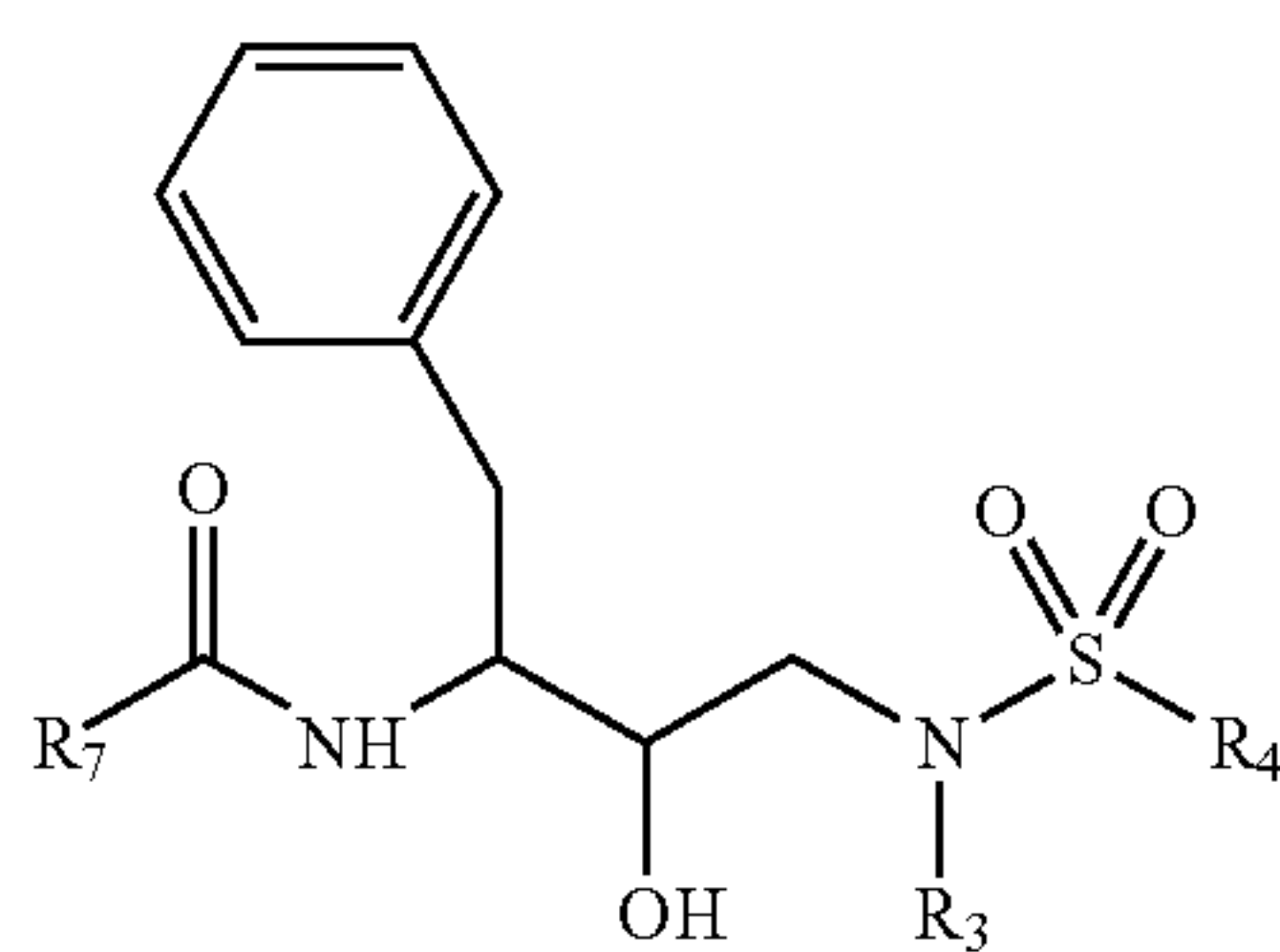


Entry	A	R ³	R ⁴
1	Cbz-Val	<i>i</i> -amyl	-C ₆ H ₅
2	Cbz-Leu	<i>i</i> -amyl	-C ₆ H ₅
3	Cbz-Ile	<i>i</i> -amyl	-C ₆ H ₅
4	Ac-D-homo-Phe	<i>i</i> -Bu	methyl
5	Qui-Orn(g-Cbz)		-C ₆ H ₅
6	Cbz-Asn	-CH ₂ CH=CH ₂	-C ₆ H ₅
7	Acetyl-t-BuGly	<i>i</i> -amyl	-C ₆ H ₅
8	Acetyl-Phe	<i>i</i> -amyl	-C ₆ H ₅
9	Acetyl-Ile	<i>i</i> -amyl	-C ₆ H ₅
10	Acetyl-Leu	<i>i</i> -amyl	-C ₆ H ₅
11	Acetyl-His	<i>i</i> -amyl	-C ₆ H ₅
12	Acetyl-Thr	<i>i</i> -amyl	-C ₆ H ₅
13	Acetyl-NHCH(C(CH ₃) ₂ (SCH ₃))C(O)-	<i>i</i> -amyl	-C ₆ H ₅
14	Cbz-Asn	<i>i</i> -amyl	-C ₆ H ₅
15	Cbz-Ala	<i>i</i> -amyl	-C ₆ H ₅
16	(N,N-dimethylglycyl)Val	<i>i</i> -amyl	-C ₆ H ₅
17	(N-methylglycyl)Val	<i>i</i> -amyl	-C ₆ H ₅
18	(N,N-dimethylglycyl)Ile	<i>i</i> -amyl	-C ₆ H ₅
19	(N-methylglycyl)Ile	<i>i</i> -amyl	-C ₆ H ₅
20	Cbz-Ala	<i>i</i> -amyl	-C ₆ H ₅
21	Cbz-beta-cyanoAla	<i>i</i> -amyl	-C ₆ H ₅
22	Cbz-t-BuGly	<i>i</i> -amyl	-C ₆ H ₅
23	Q-t-BuGly	<i>i</i> -amyl	-C ₆ H ₅
24	Q-SCH ₃ Cys	<i>i</i> -amyl	-C ₆ H ₅
25	Cbz-SCH ₃ Cys	<i>i</i> -amyl	-C ₆ H ₅
26	Q-Asp	<i>i</i> -amyl	-C ₆ H ₅
27	Cbz-(NHCH(C(CH ₃) ₂ (SCH ₃))C(O)-	<i>i</i> -amyl	-C ₆ H ₅
28	Cbz-EtGly	<i>i</i> -amyl	-C ₆ H ₅
29	Cbz-PrGly	<i>i</i> -amyl	-C ₆ H ₅
30	Cbz-Thr	<i>i</i> -amyl	-C ₆ H ₅
31	Q-Phe	<i>i</i> -amyl	-C ₆ H ₅
32	Cbz-Phe	<i>i</i> -amyl	-C ₆ H ₅



Entry	A	R ³	R ⁴
33		i-Butyl	

TABLE 5A



Entry	R ³	R ⁴	R ⁷	MASS MEASUREMENT		
				MOL FORM	CALC M + H	FOUND
1				C ₂₇ H ₃₈ N ₂ O ₅ S	503.2661	503.2624
2				C ₂₈ H ₄₀ N ₂ O ₅ S	517.2736	517.2777
3				C ₂₉ H ₄₂ N ₂ O ₅ S	531.2893	531.2916
4				C ₃₂ H ₄₀ N ₂ O ₅ S	565.2736	565.2731
5				C ₃₀ H ₃₅ N ₃ O ₅ S	550.2376	550.2427

TABLE 5A-continued

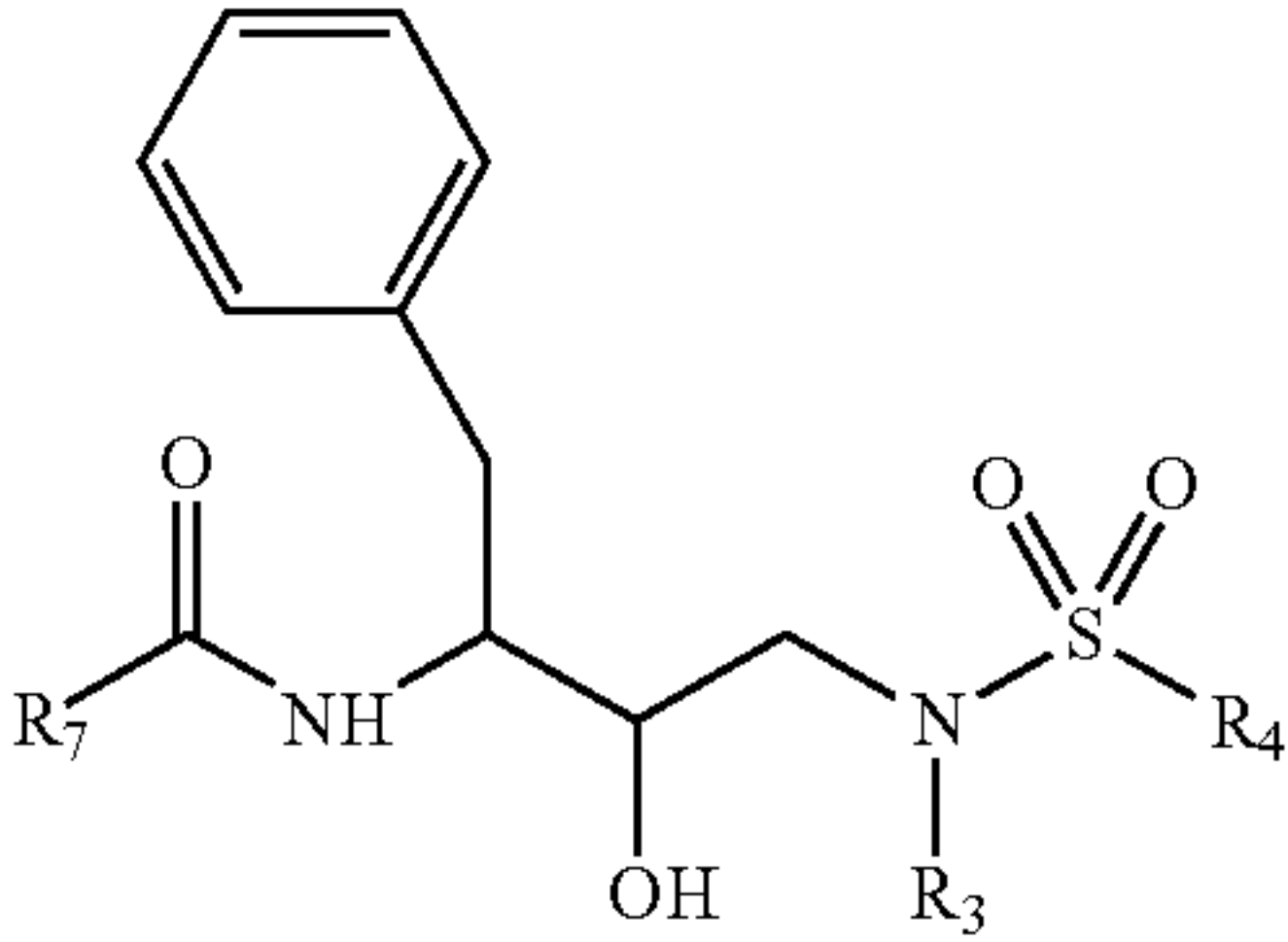
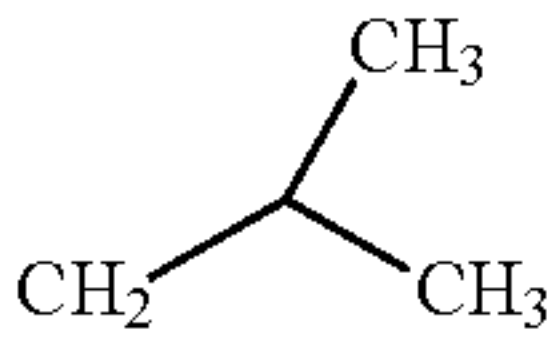
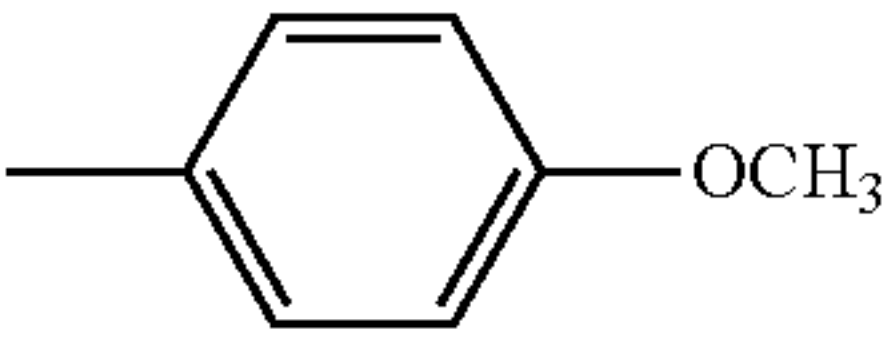
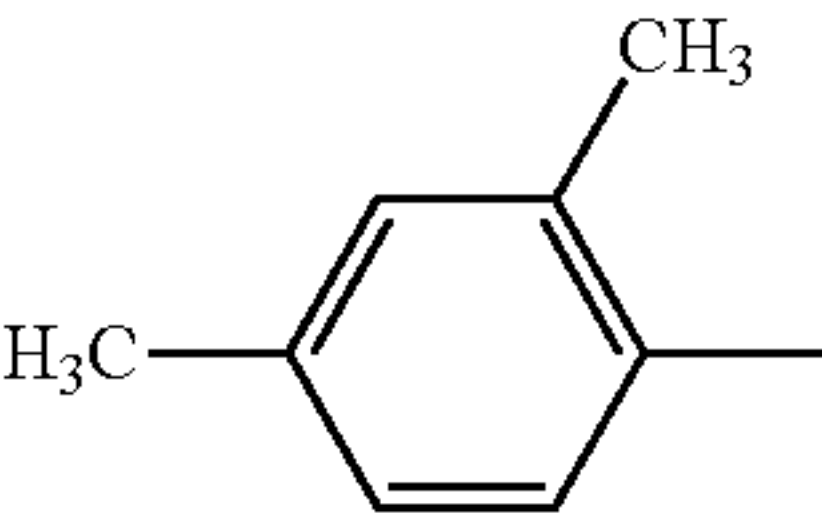
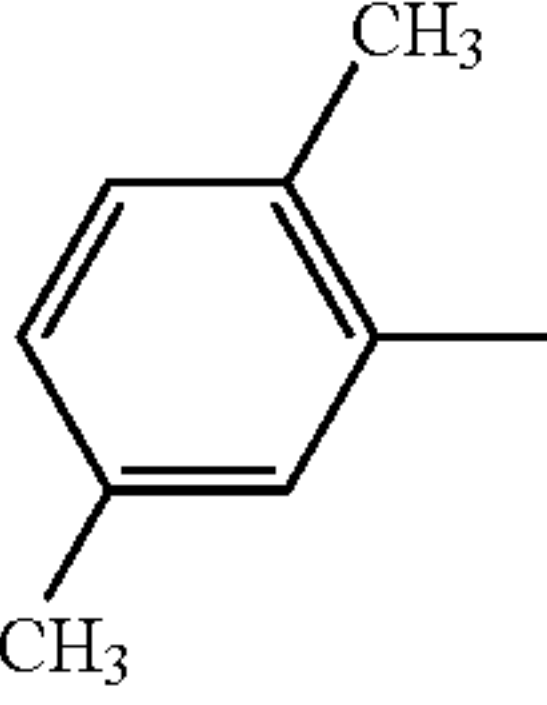
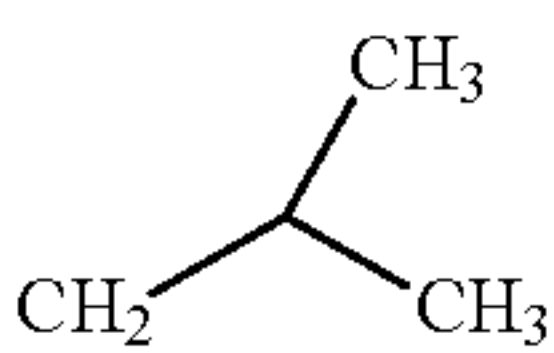
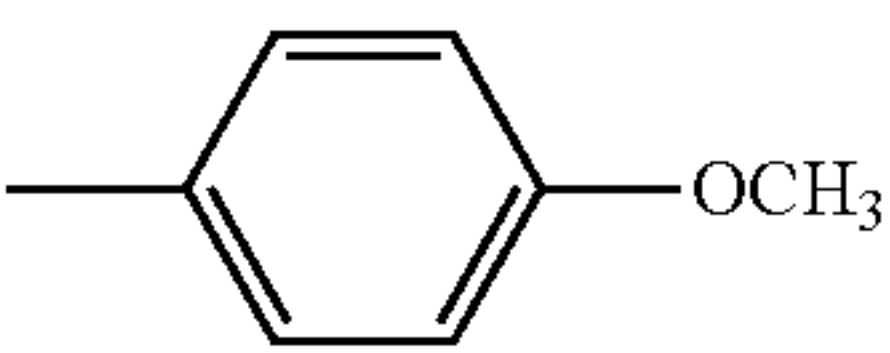
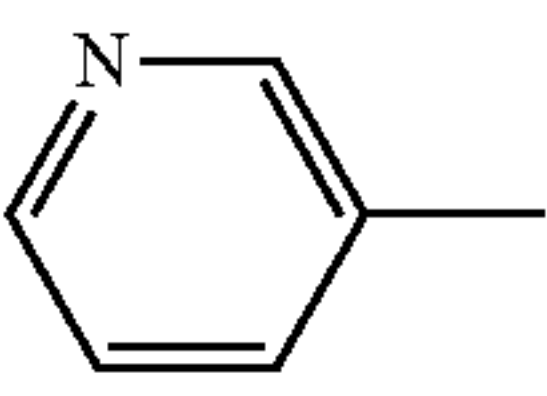
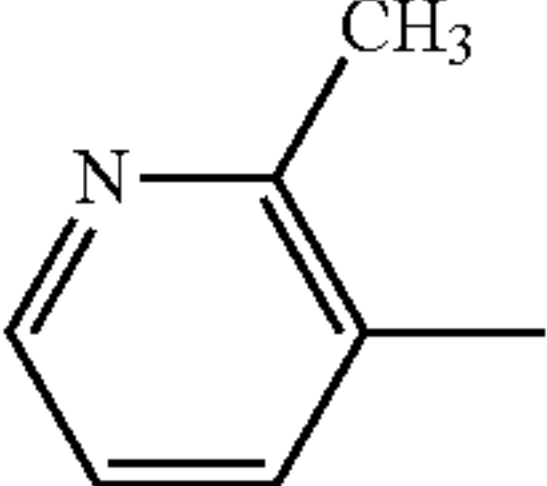
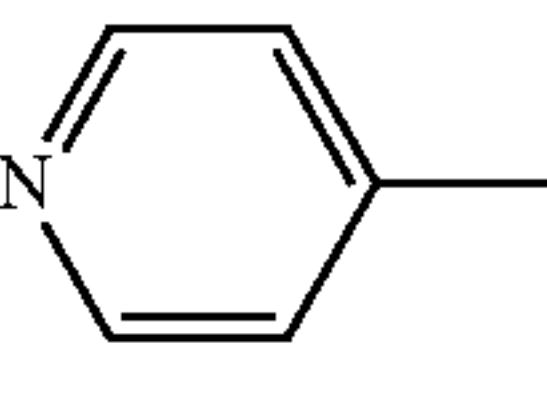
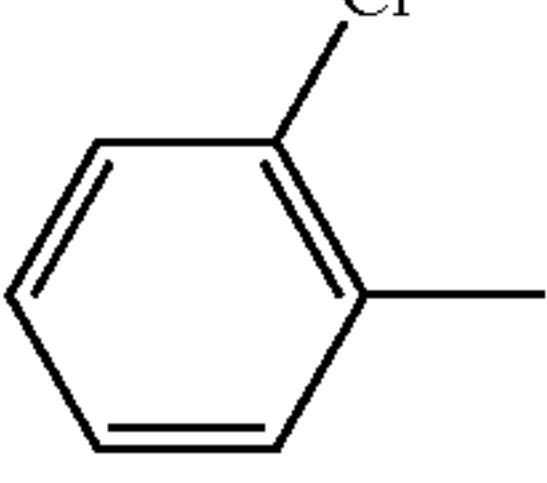
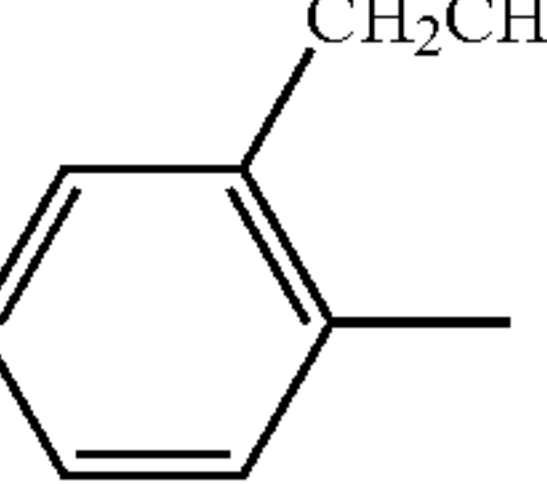
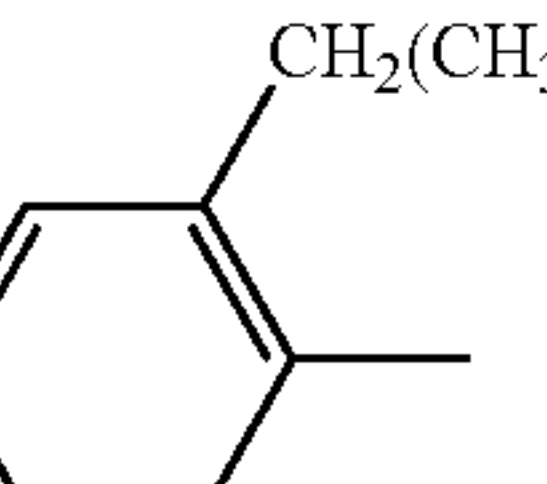
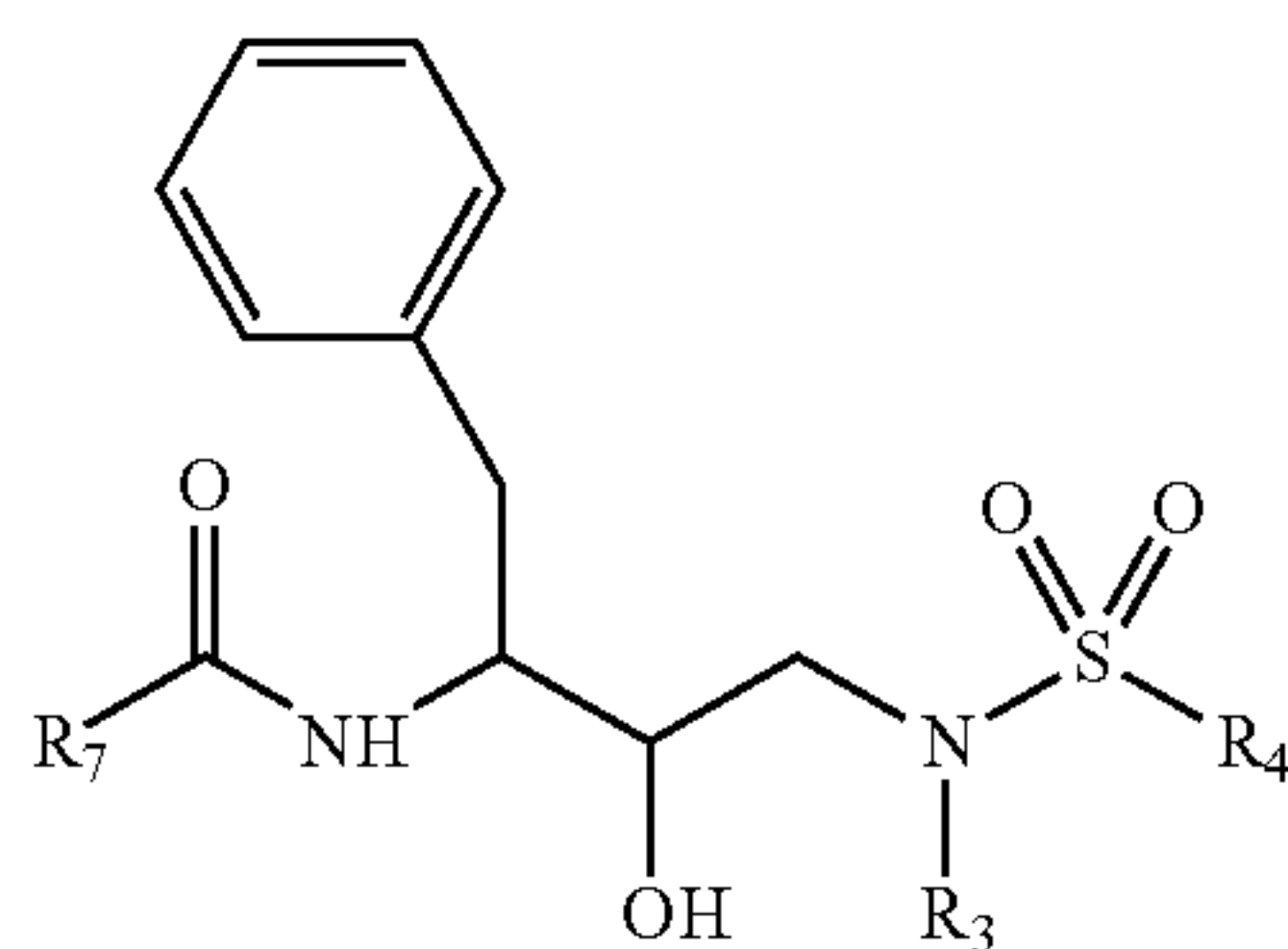
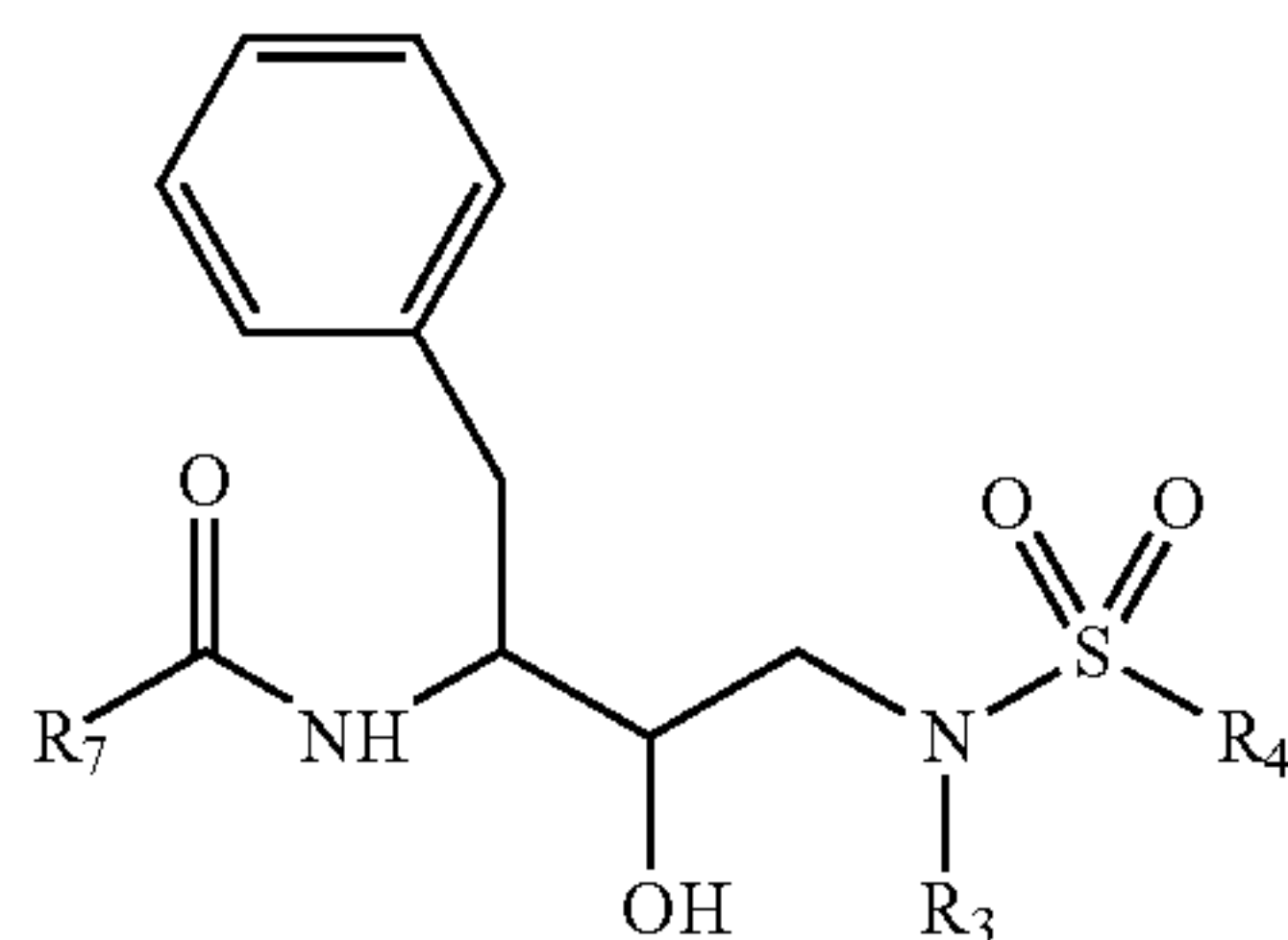
					MASS MEASUREMENT		
Entry	R ³	R ⁴	R ⁷	MOL FORM	CALC	FOUND	
							
6				C ₃₀ H ₃₈ N ₂ O ₅ S	539(M + H)	539	
7				C ₂₉ H ₃₆ N ₂ O ₅ S	?	?	
8				C ₃₀ H ₃₈ N ₂ O ₅ S	539.2580 (M + H)	539.2591	
					MASS MEASUREMENT		
Entry	R ³	R ⁴	R ⁷	MOL FORM	CALC M + H	FOUND	
9				C ₂₇ H ₃₃ N ₃ O ₅ S	512.2219	512.2271	
10				C ₂₈ H ₃₅ N ₃ O ₅ S	526.2376	526.2388	
11				C ₂₇ H ₃₃ N ₃ O ₅ S	512.2219	512.2287	
12				C ₂₈ H ₃₃ N ₂ O ₅ ClS	545.1877	545.1887	
13				C ₃₀ H ₃₈ N ₂ O ₅ S	539.2580	539.2592	
14				C ₃₁ H ₄₀ N ₂ O ₅ S	553.2736	553.2714	

TABLE 5A-continued



Entry	R ³	R ⁴	R ⁷	MASS MEASUREMENT		
				MOL FORM	CALC	FOUND
15				C ₃₀ H ₃₈ N ₂ O ₅ S	539.2580	539.2632
16				C ₃₀ H ₃₈ N ₂ O ₅ S	539(M + H)	539
17				C ₂₉ H ₃₆ N ₂ O ₇ S ₂	589.2042 (M + H)	589.2086
18				C ₂₉ H ₃₆ N ₂ O ₇ S ₂	595.2124 (M + Li)	595.2103
19				C ₂₉ H ₃₆ N ₂ O ₇ S ₂	595.2124 (M + Li)	595.2191
20				C ₃₀ H ₃₈ N ₂ O ₇ S ₂	609.2281 (M + Li)	609.2313
21				C ₃₀ H ₃₈ N ₂ O ₇ S ₂	603.2199 (M + H)	603.2247
22				C ₃₀ H ₃₈ N ₂ O ₇ S ₂	603.2199 (M + H)	603.2266

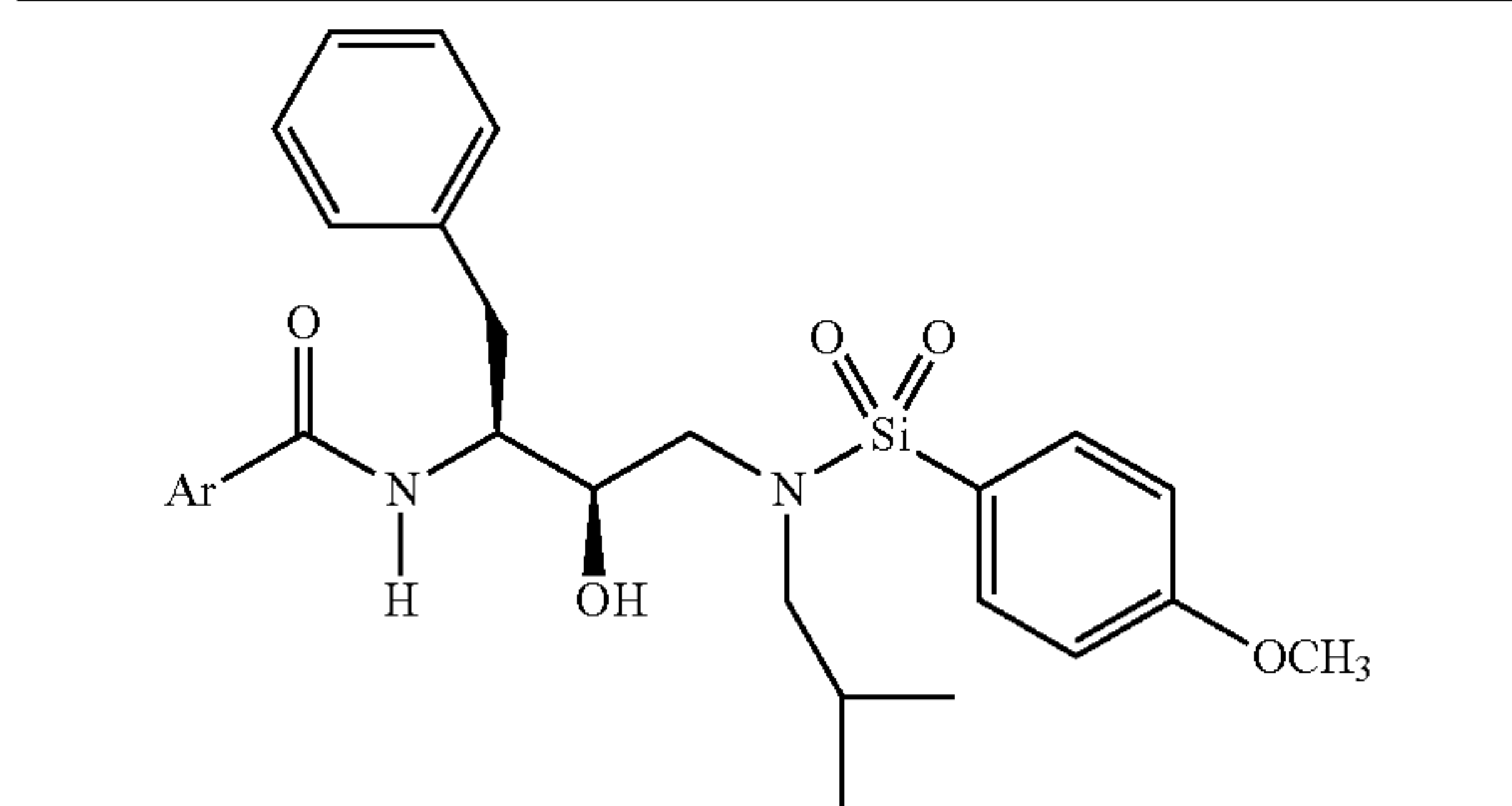
TABLE 5A-continued



Entry	R ³	R ⁴	R ⁷	EXACT MASS MEASUREMENT		
				MOL FORM	CALC (M + H)	FOUND
23						
24				C ₂₇ H ₃₂ N ₂ O ₅ S	481.2161	484.2213
25				C ₂₈ H ₃₅ N ₂ O ₅ S	511.2267	511.2319
26				C ₂₉ H ₃₆ N ₂ O ₅ S	525.2423	525.2429
27				C ₂₉ H ₃₆ N ₂ O ₅ S	525.2428	525.2464
28				C ₂₉ H ₃₆ N ₂ O ₅ S	525.2423	525.2432
29				C ₂₉ H ₃₆ N ₂ O ₆ S	541.2372	541.2332
30				C ₂₉ H ₃₆ N ₂ O ₆ S	541.2372	541.2355
31				C ₂₉ H ₃₆ N ₂ O ₆ S	541.2372	541.2329

117

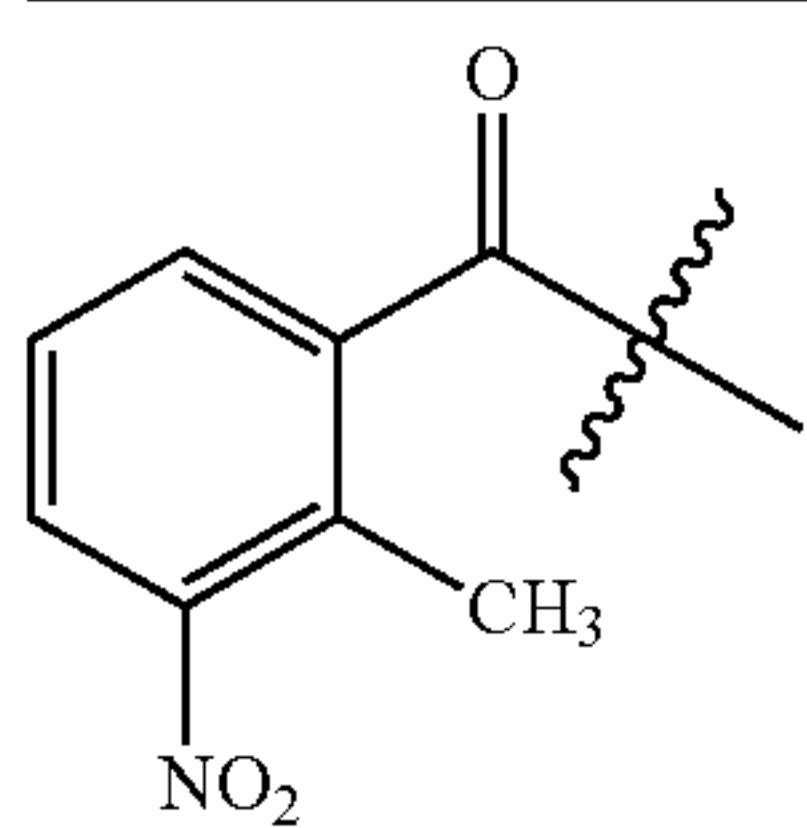
TABLE 5B



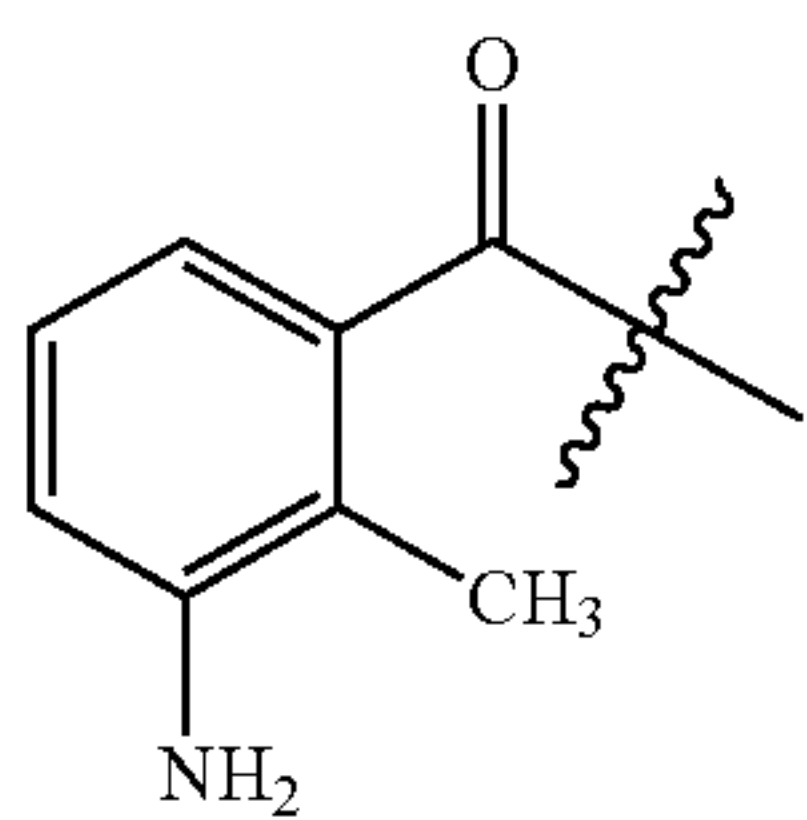
Entry A

Molecular Formula

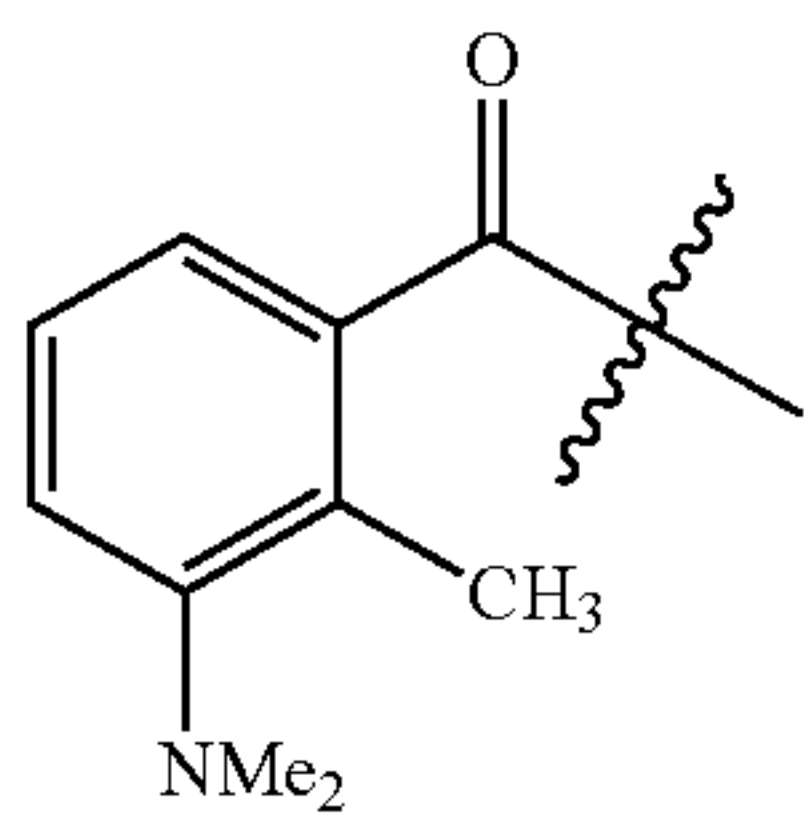
Mass Spectrum

C₂₉H₃₅N₃O₇S

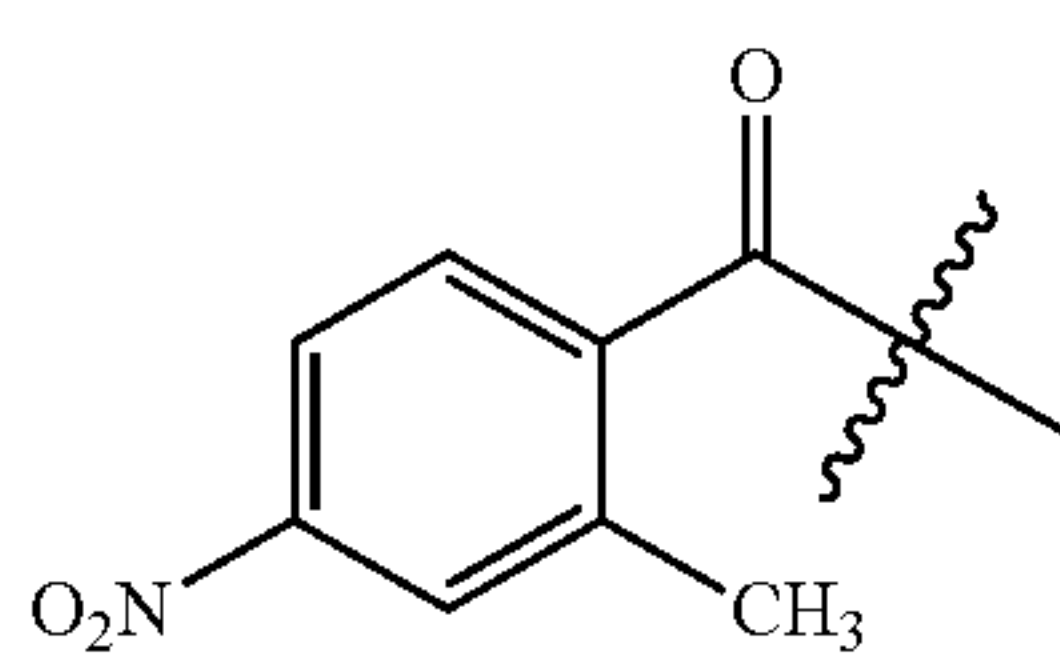
576(M + Li)

C₂₉H₃₇N₃O₅S

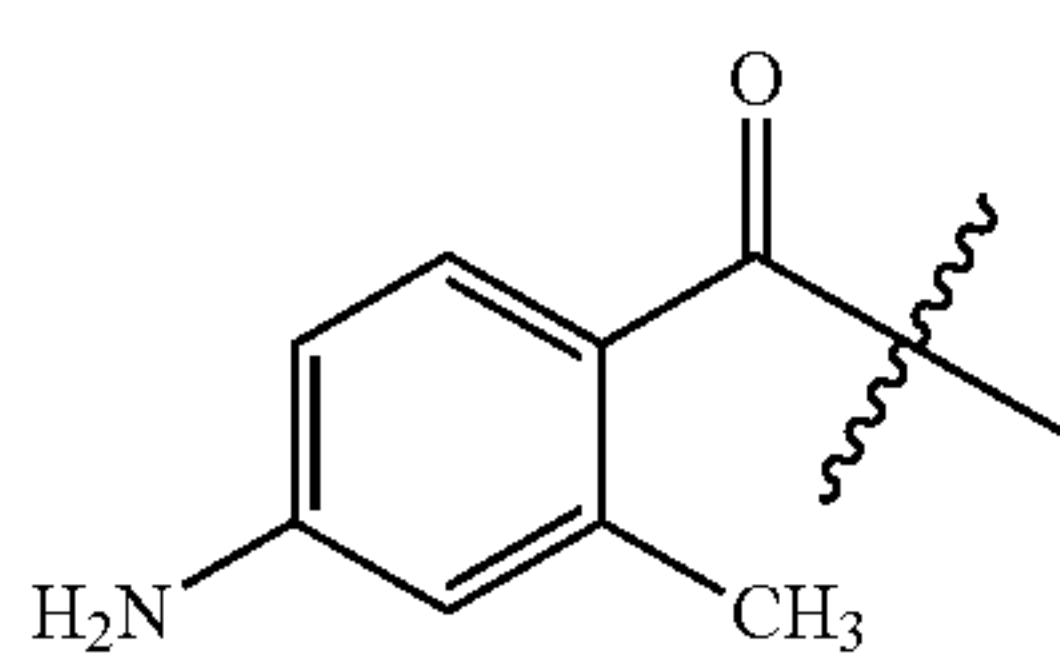
540(M + H)

C₃₁H₄₁N₃O₅S

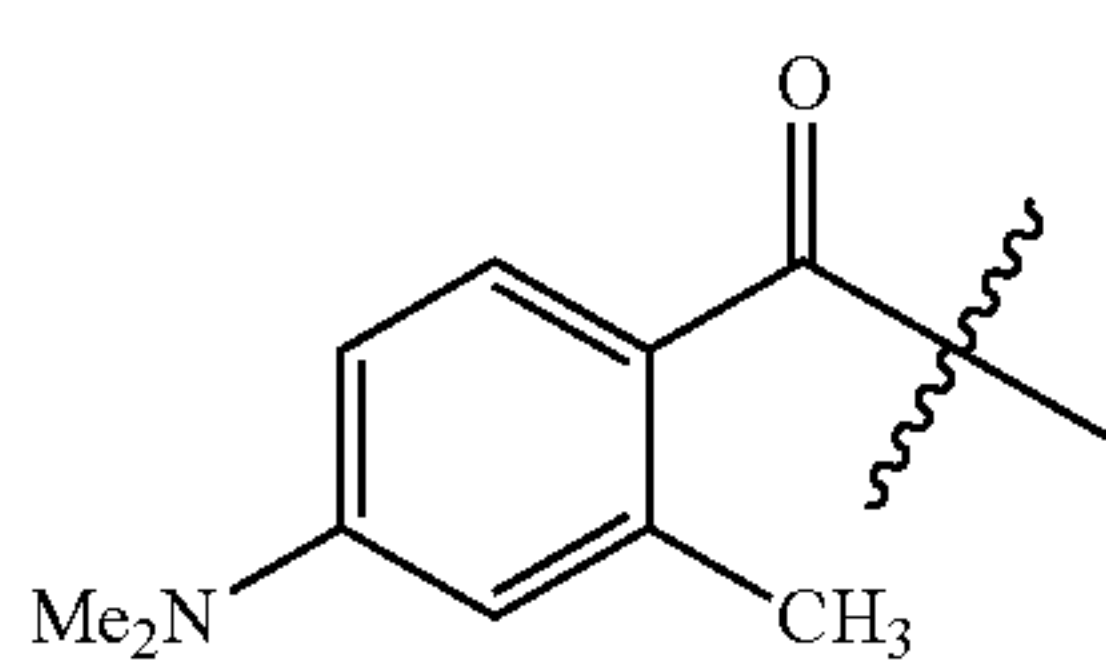
568(M + H)

C₂₉H₃₅N₃O₇S

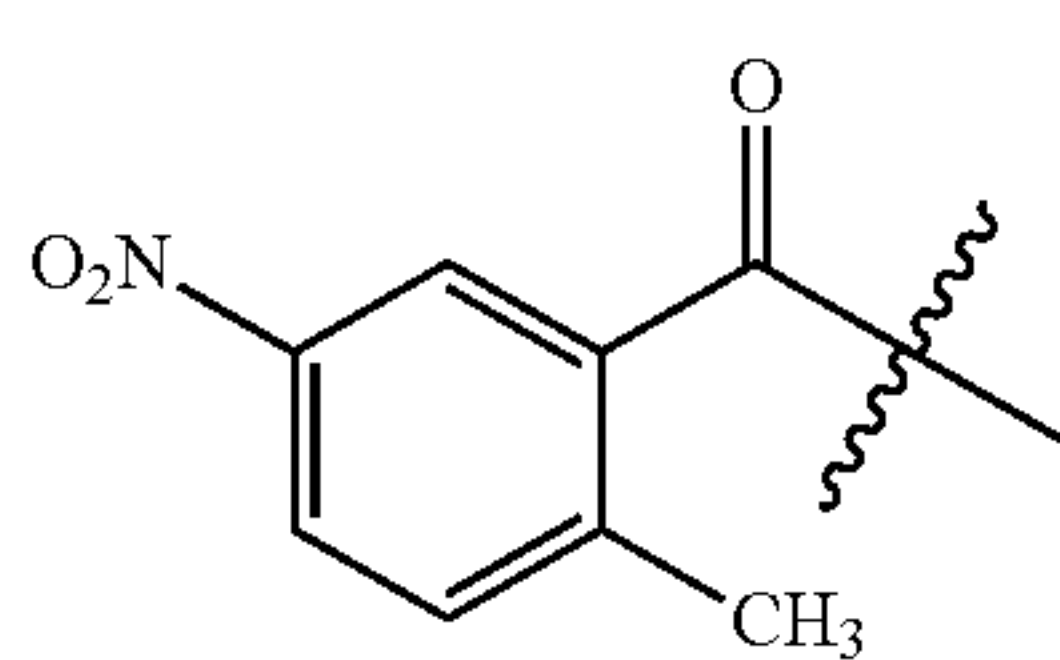
570(M + H)

C₂₉H₃₇N₃O₅S

540(M + H)

C₃₁H₄₁N₃O₅S

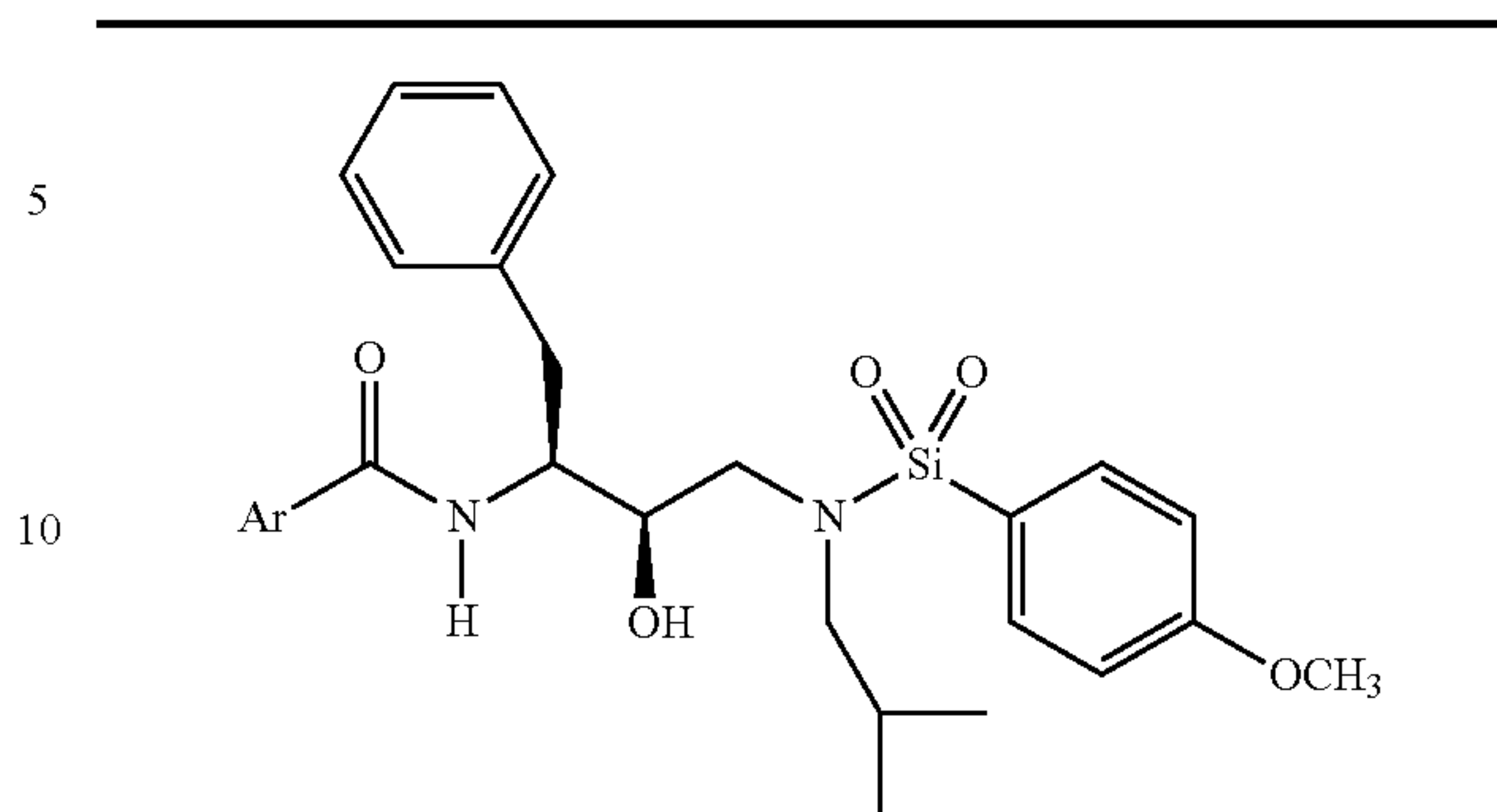
568(M + H)

C₂₉H₃₅N₃O₇S

570(M + H)

118

TABLE 5B-continued



Entry A

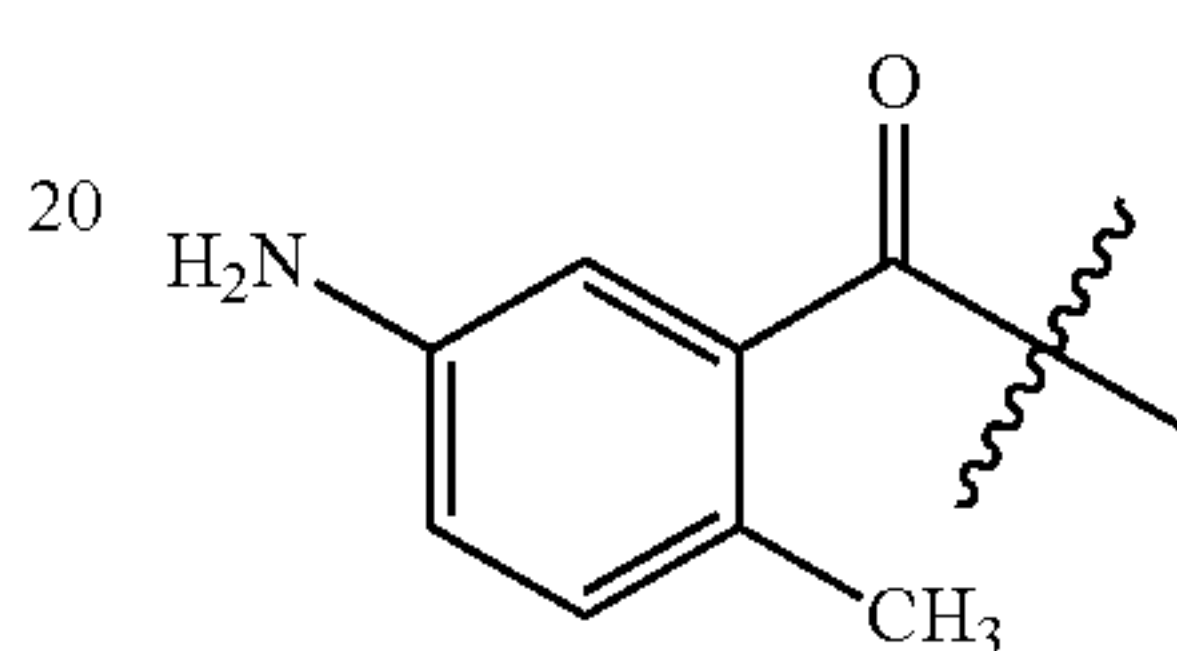
Molecular Formula

Mass Spectrum

Entry A

Molecular Formula

Mass Spectrum

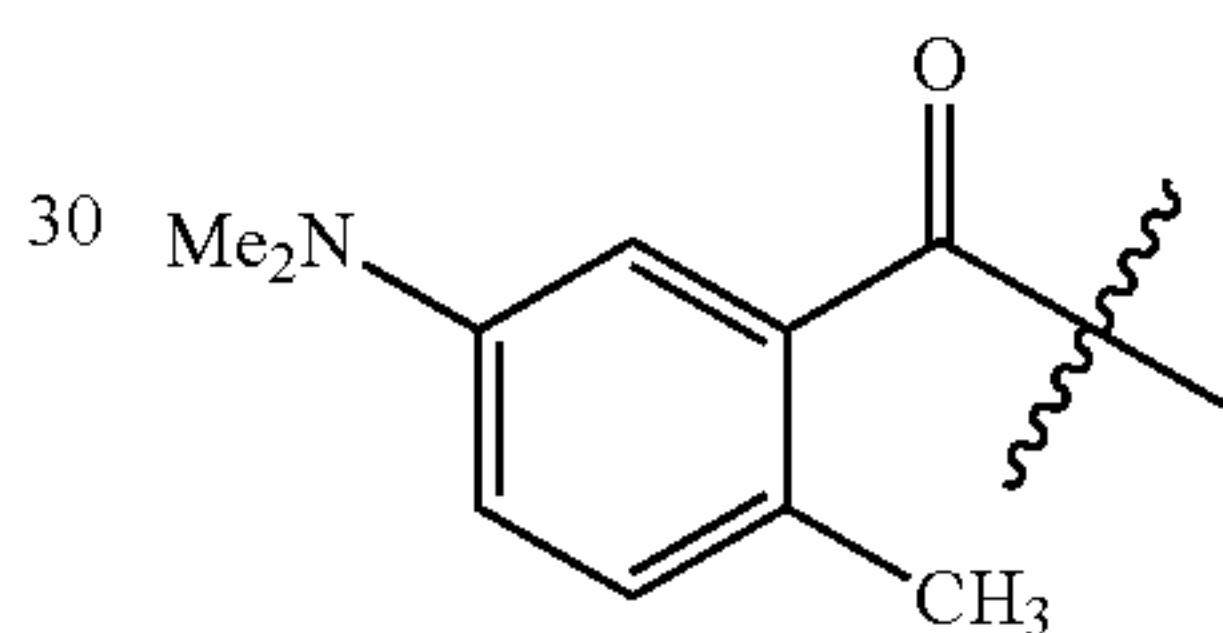
C₂₉H₃₇N₃O₅S

546(M + Li)

Entry A

Molecular Formula

Mass Spectrum

C₃₁H₄₁N₃O₅S

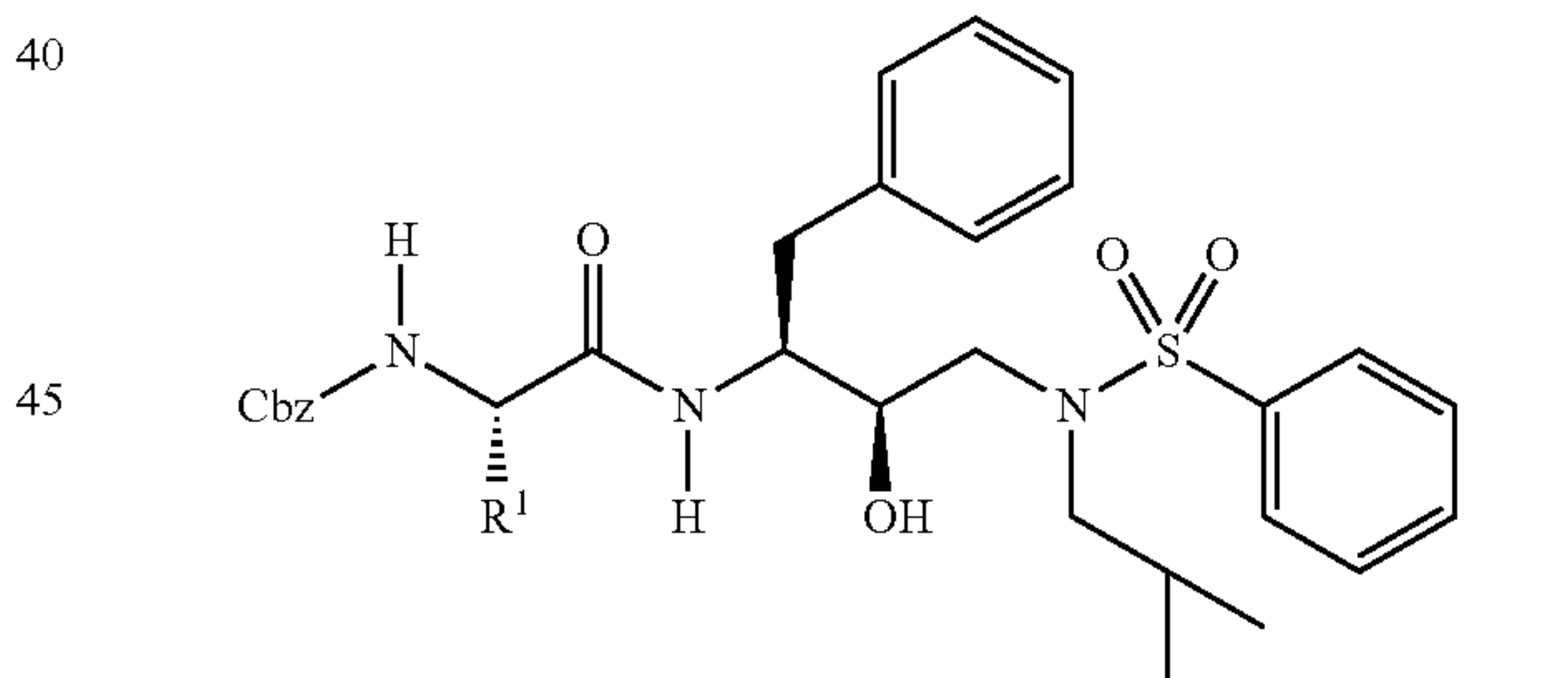
574(M + Li)

Entry A

Molecular Formula

Mass Spectrum

TABLE 6



Entry

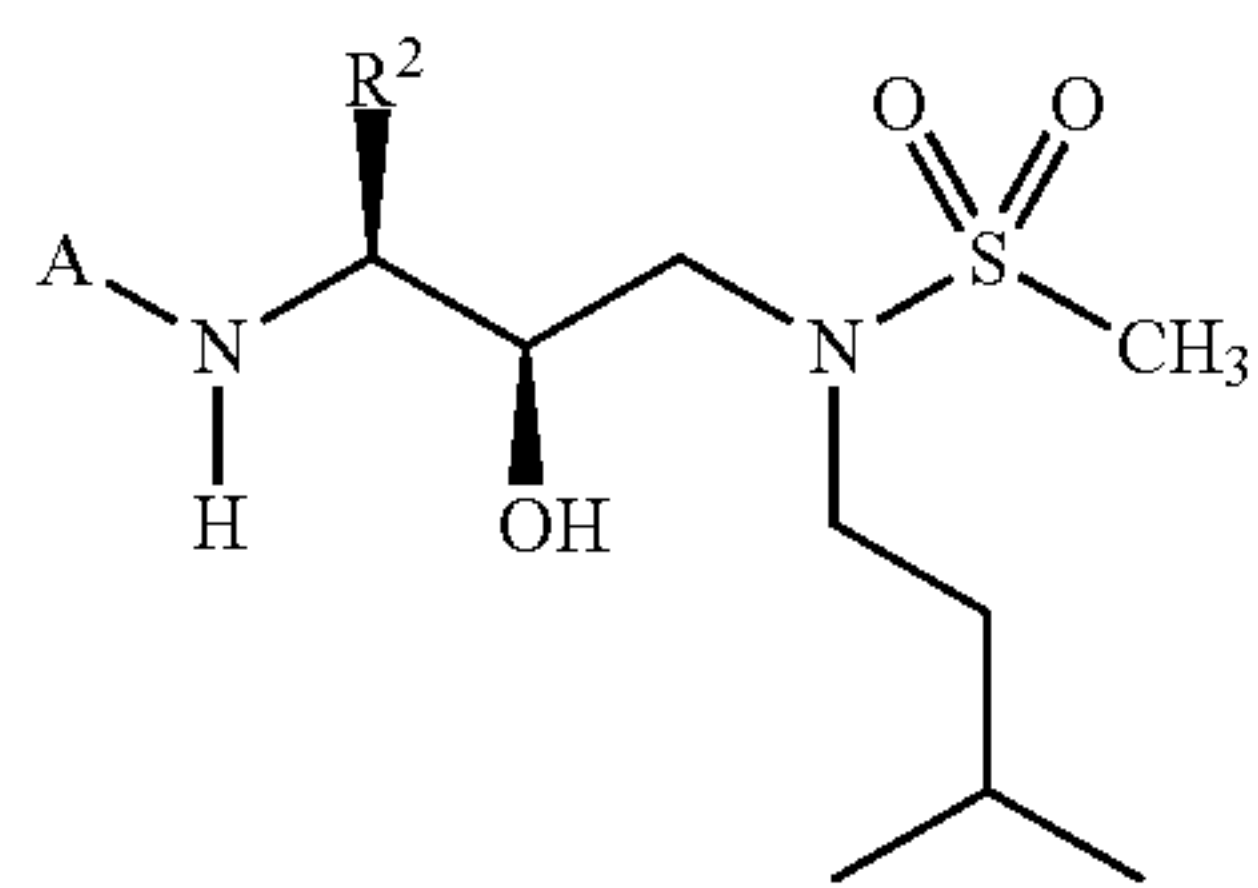
R¹

- | | |
|----|---|
| 1 | CH ₂ SO ₂ CH ₃ |
| 2 | (R)-CH(OH)CH ₃ |
| 3 | CH(CH ₃) ₂ |
| 4 | (R,S)CH ₂ SOCH ₃ |
| 5 | CH ₂ SO ₂ NH ₂ |
| 6 | CH ₂ SCH ₃ |
| 7 | CH ₂ CH(CH ₃) ₂ |
| 8 | CH ₂ CH ₂ C(O)NH ₂ |
| 9 | (S)-CH(OH)CH ₃ |
| 10 | —CH ₂ C=C—H |

Entry

119

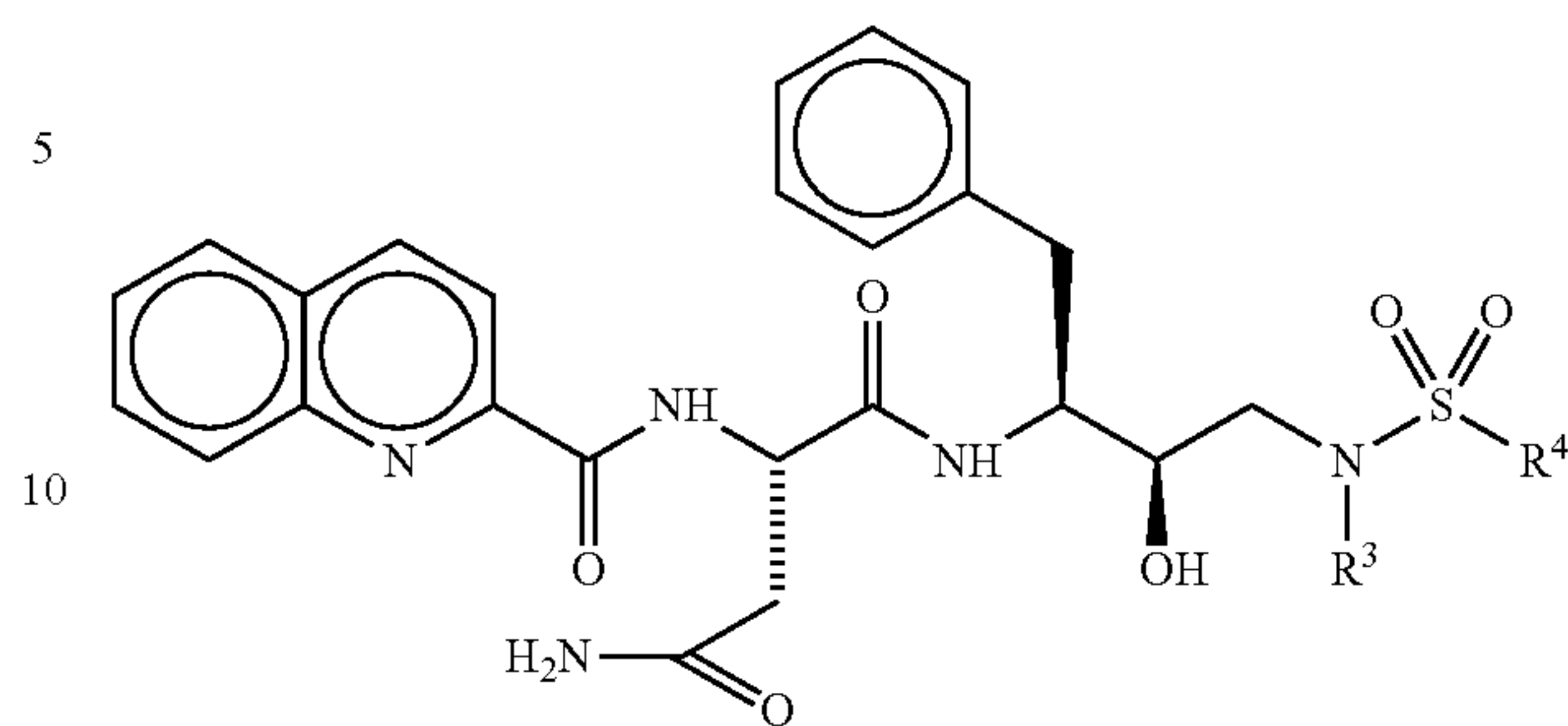
TABLE 7



Entry	R ²	A
1	n-Bu	Cbz-
2	cyclohexylmethyl	Cbz-Asn
3	n-Bu	Boc
4	n-Bu	Cbz
5	C ₆ H ₅ CH ₂	Boc
6	P—F—C ₆ H ₅ CH ₂	Cbz
7	C ₆ H ₅ CH ₂	benzoyl
8	cyclohexylmethyl	Cbz
9	n-Bu	Q-Asn
10	cyclohexylmethyl	Q-Asn
11	C ₆ H ₅ CH ₂	Cbz-Ile
12	C ₆ H ₅ CH ₂	Q-Ile
13	P—F—C ₆ H ₅ CH ₂	Cbz-t-BuGly
14	C ₆ H ₅ CH ₂	Q-t-BuGly
15	C ₆ H ₅ CH ₂	Cbz-Val
16	C ₆ H ₅ CH ₂	Q-Val
17	2-naphthylmethyl	Cbz-Asn
18	2-naphthylmethyl	Q-Asn
19	2-naphthylmethyl	Cbz
20	n-Bu	Cbz-Val
21	n-Bu	Q-Val
22	n-Bu	Q-Ile
23	n-Bu	Cbz-t-BuGly
24	n-Bu	Q-t-BuGly
25	p-F(C ₆ H ₄)CH ₂	Q-Asn
26	p-F(C ₆ H ₄)CH ₂	Cbz
27	p-F(C ₆ H ₄)CH ₂	Cbz-Asn
28	C ₆ H ₅ CH ₂	Cbz-propargylglycine
29	C ₆ H ₅ CH ₂	Q-propargylglycine
30	C ₆ H ₅ CH ₂	acetylpropargylglycine

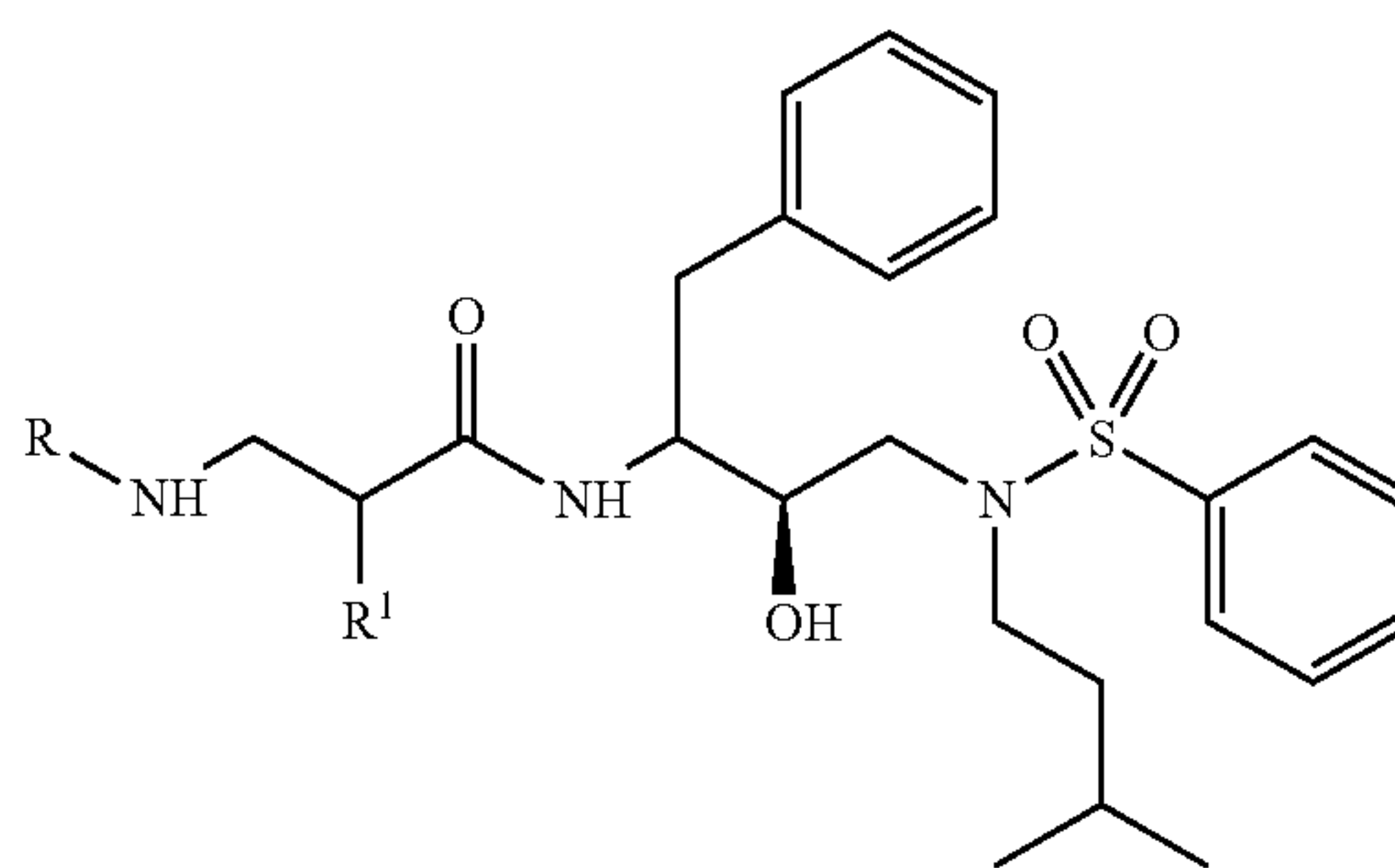
120

TABLE 8



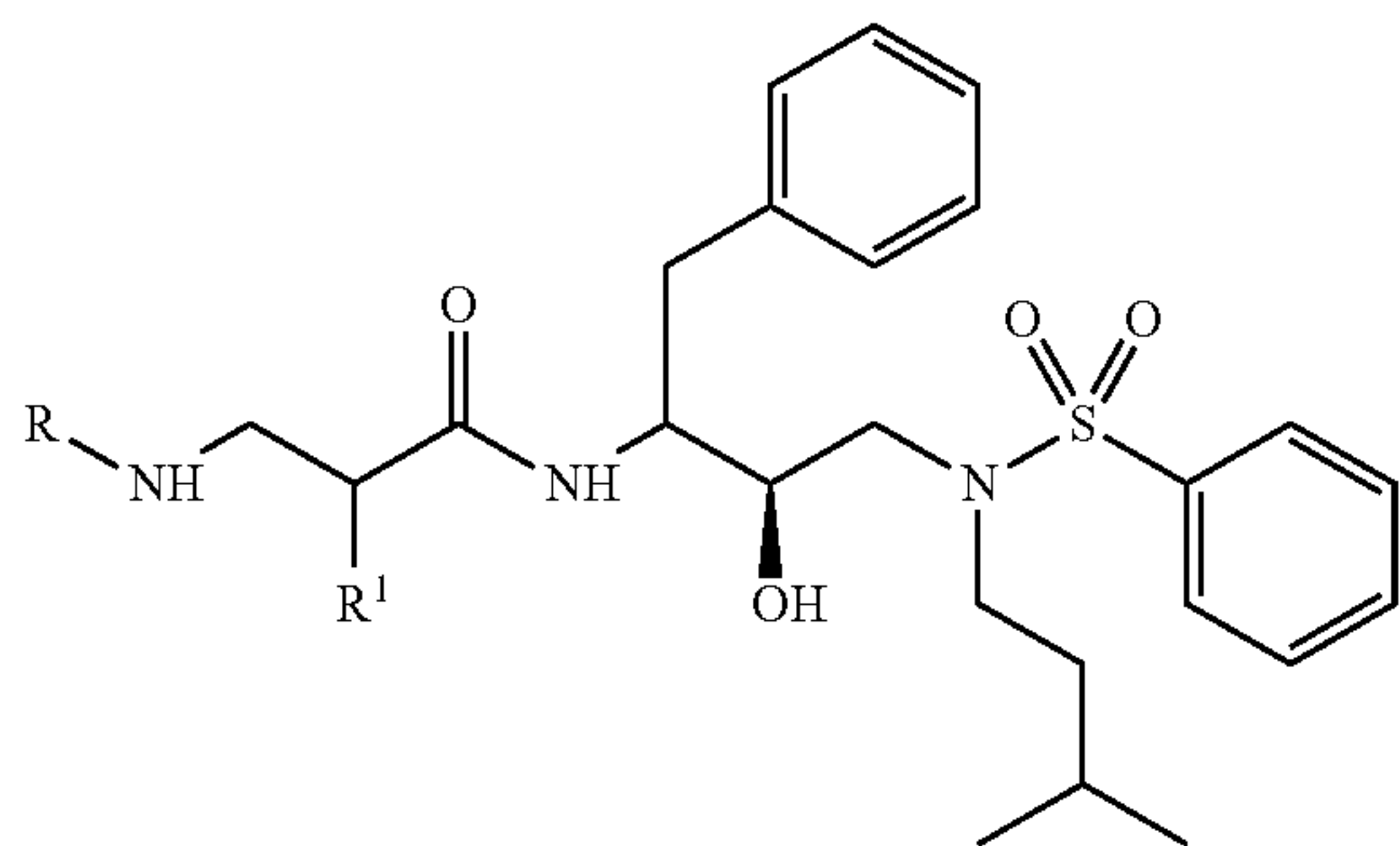
Entry	R ³	R ⁴
5		
10		
15		
20		
25		
30		
35		
1	—CH ₂ CH(CH ₃) ₂	—C(CH ₃) ₂
2	—CH ₂ CH ₂ CH(CH ₃) ₂	
3	—CH ₂ CH ₂ CH(CH ₃) ₂	
4	—CH ₂ CH ₂ CH(CH ₃) ₂	
5	—CH ₂ CH ₂ CH(CH ₃) ₂	

TABLE 9



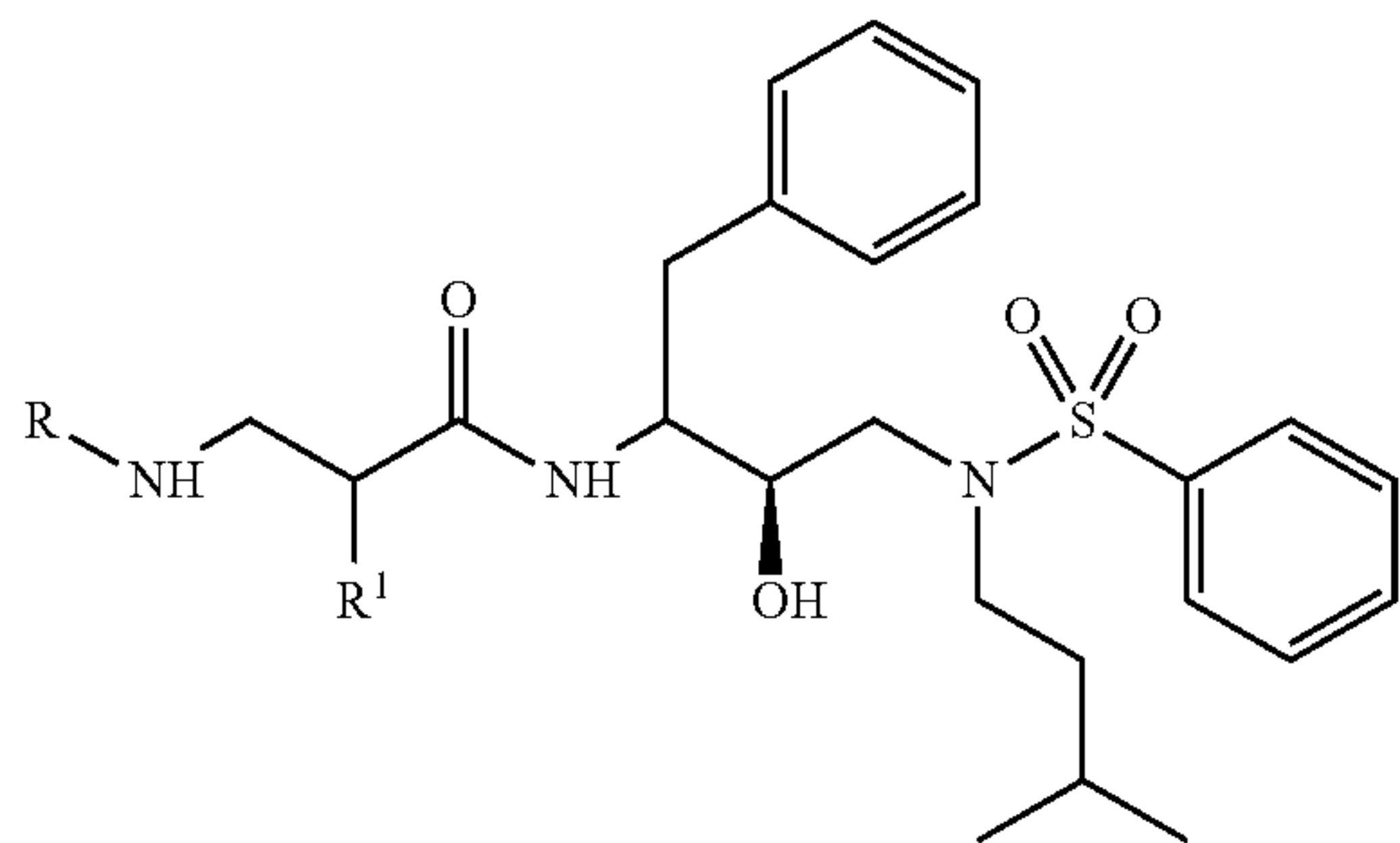
Entry	R	R ¹
1		—CH ₃
2		—CH ₃

TABLE 9-continued



Entry	R	R ¹
3		-CH(CH ₃) ₂
4		-CH(CH ₃) ₂
5		-CH(CH ₃) ₃
6		-CH ₃
7		-CH ₃
8		-CH ₃
9		-CH ₃
10		-CH ₃
11		-CH ₃
12		-CH ₃
13		-CH ₃

TABLE 9-continued

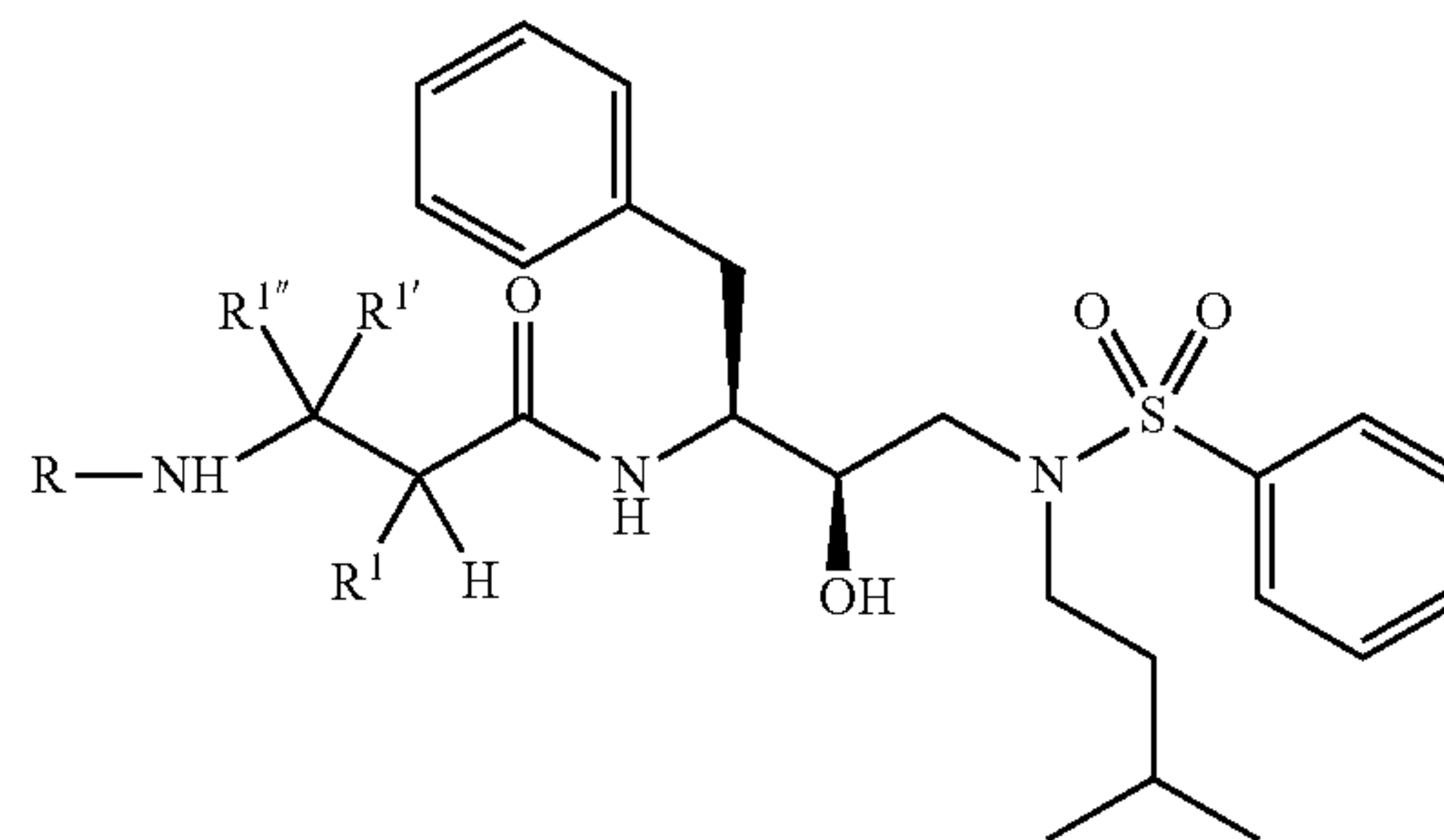
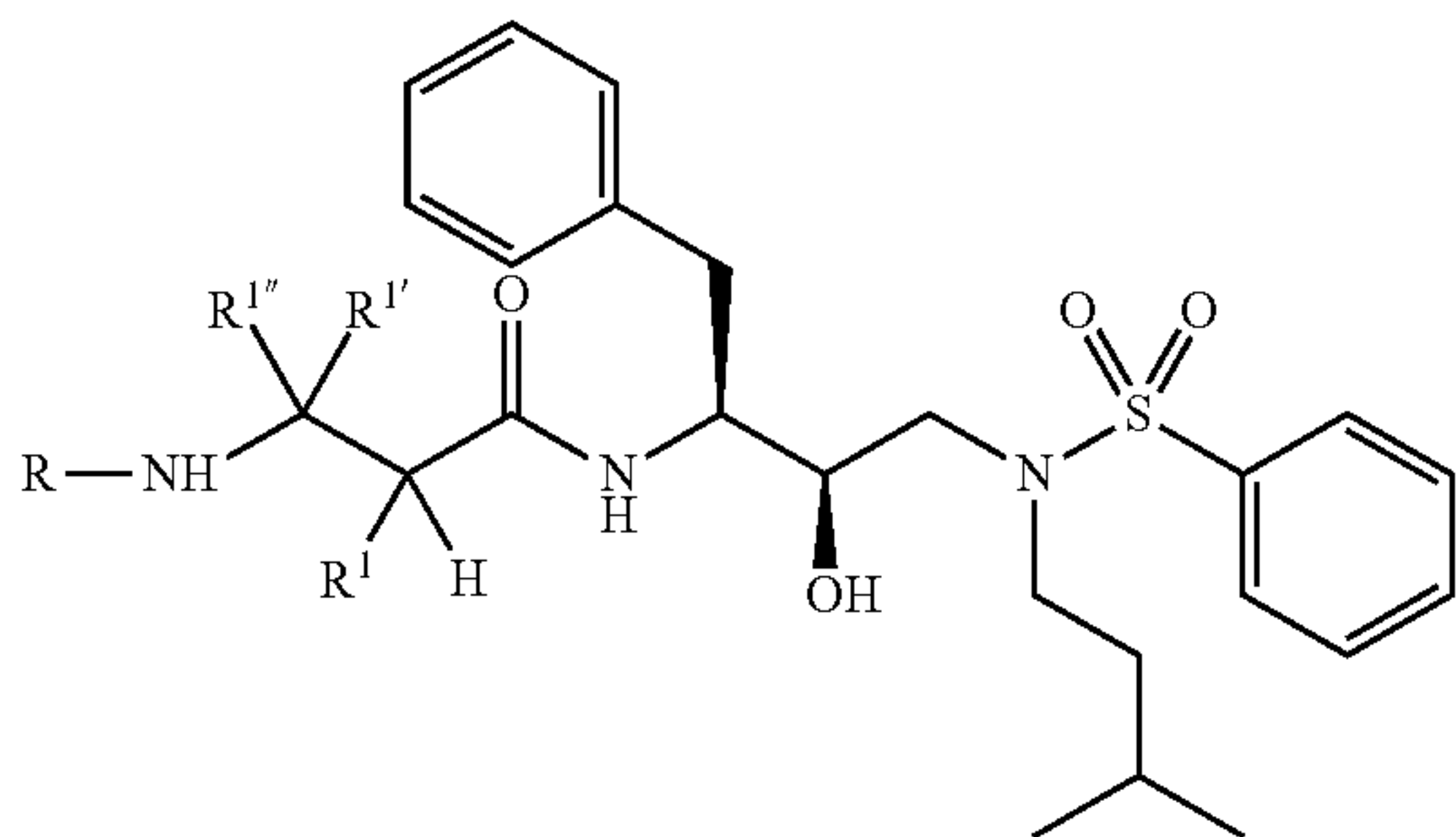


Entry	R	R ¹
14		-CH ₃
15		
16		

45

TABLE 10

TABLE 10-continued



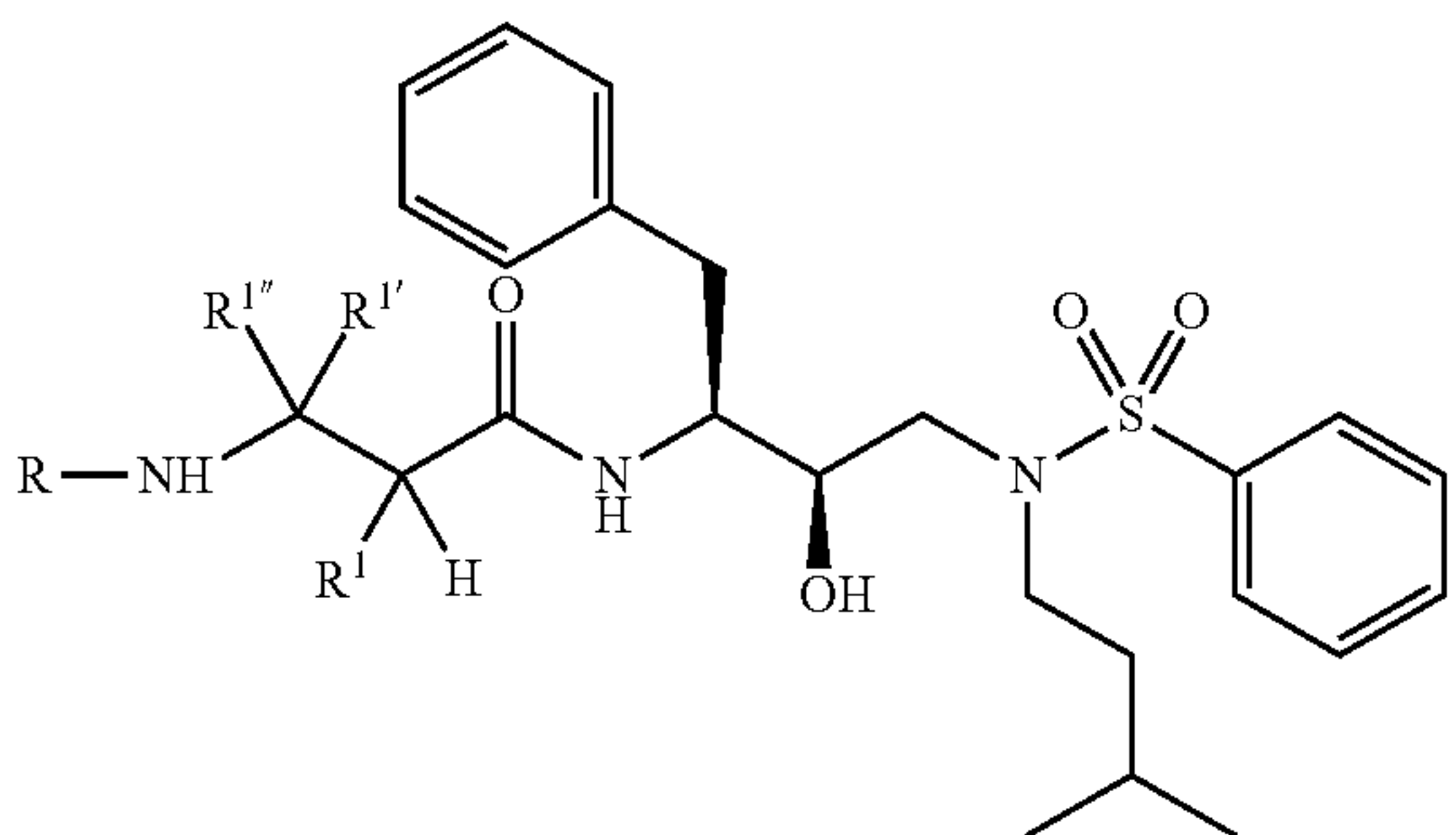
Entry	R ¹	R ^{1'}	R ^{1''}	R
1	H	H	H	

65

Entry	R ¹	R ^{1'}	R ^{1''}	R
2	H	H	H	

125

TABLE 10-continued



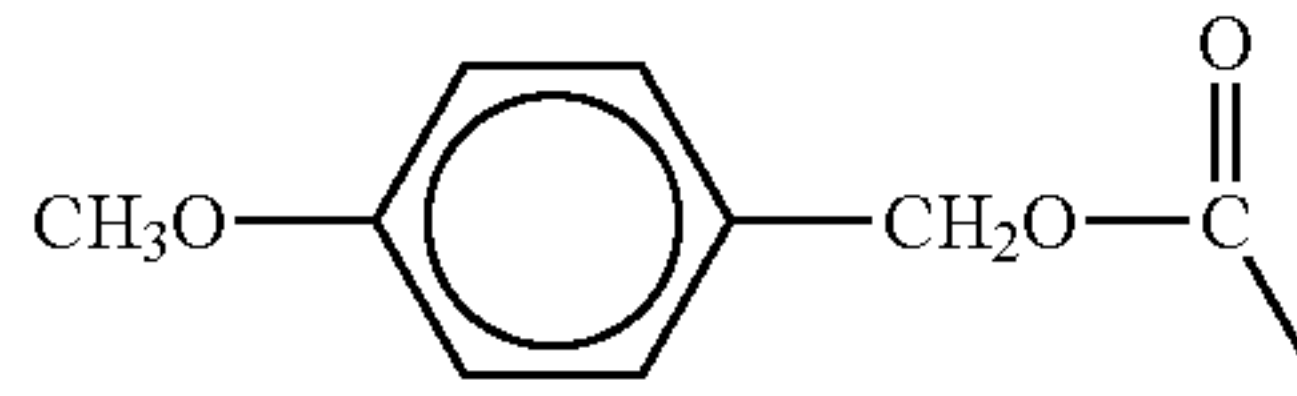
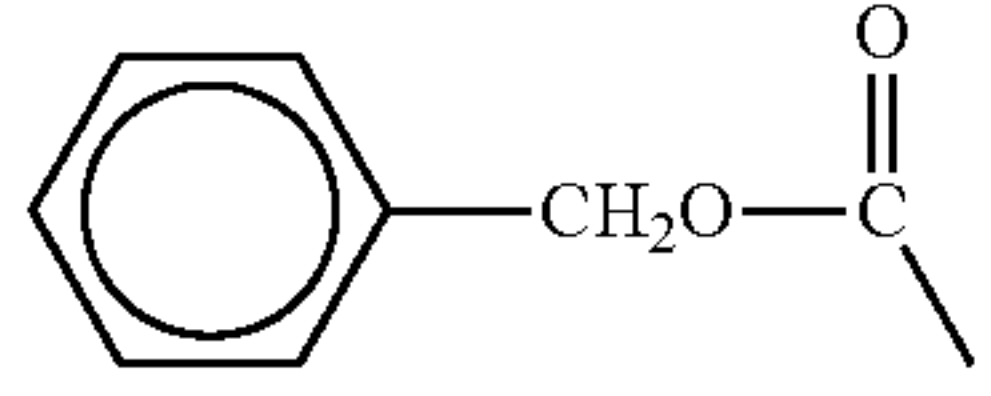
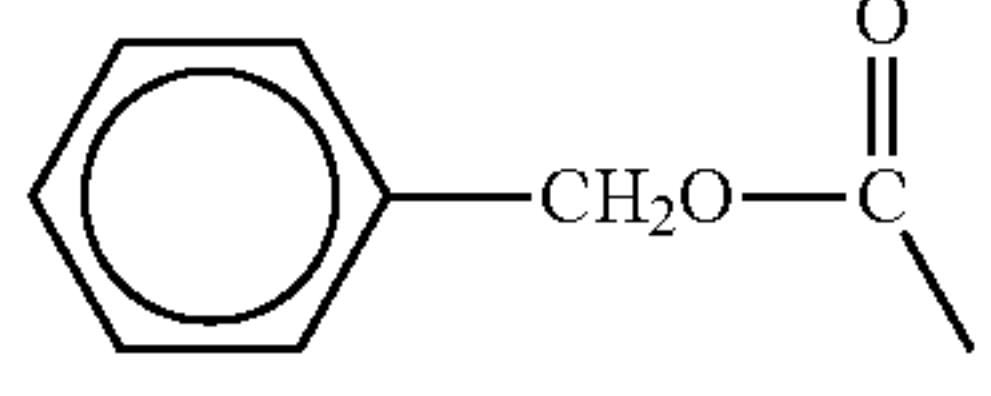
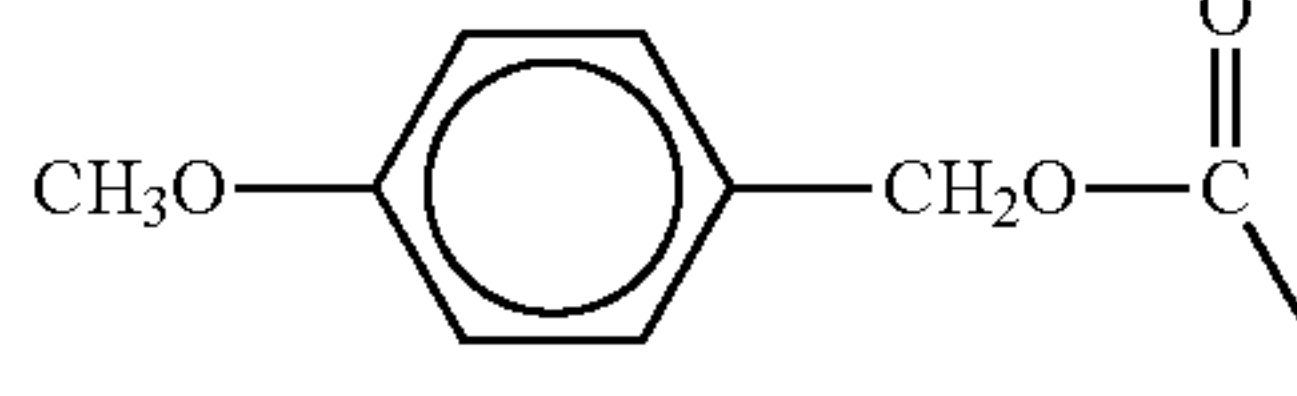
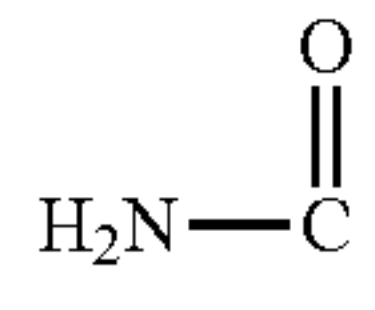
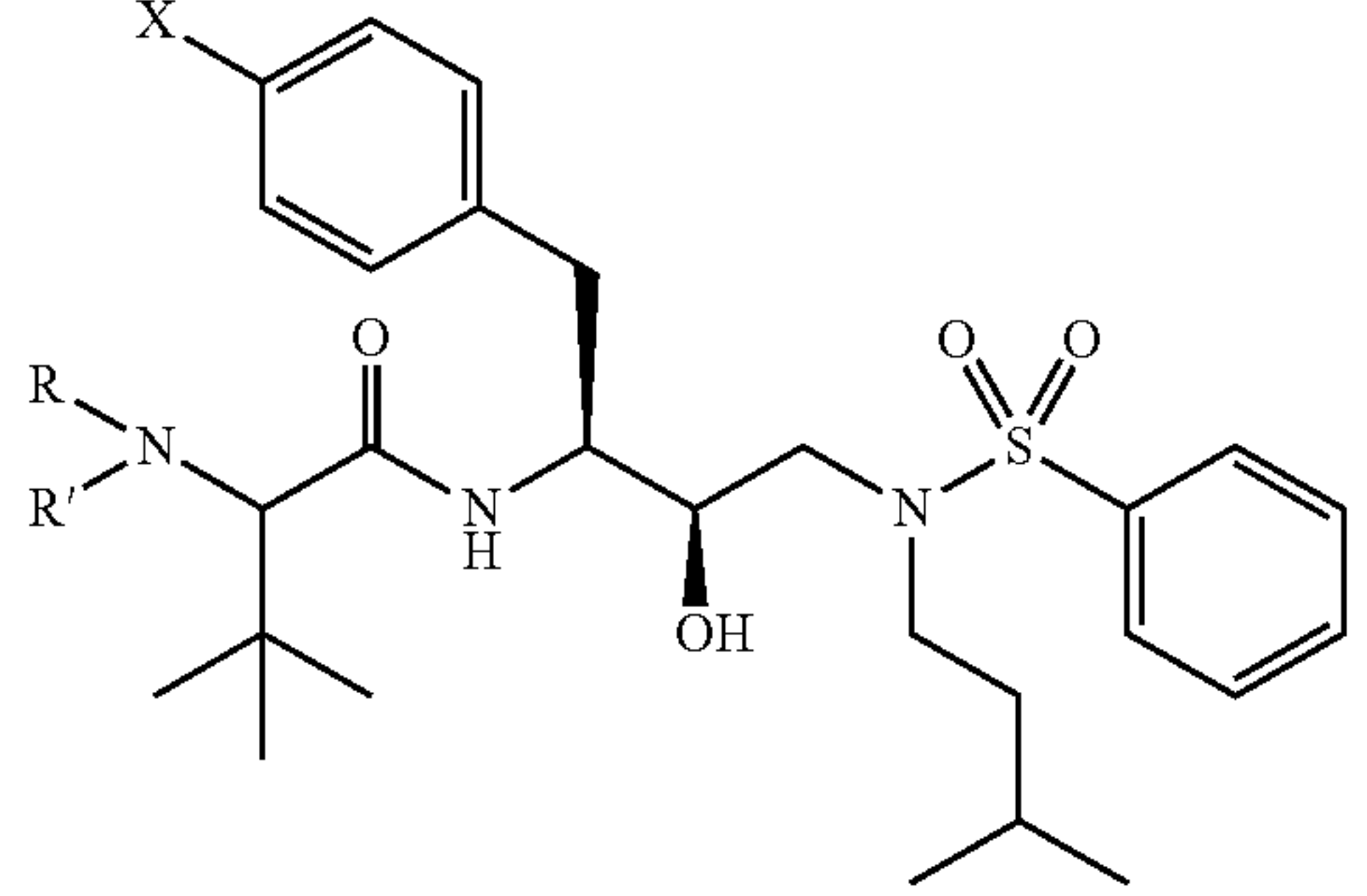
Entry	R ¹	R ^{1'}	R ^{1''}	R
3	H	CH ₃	H	
4	H	CH ₃	CH ₃	
5	H	H	CO ₂ CH ₃	
6	H	H	H	
7	H	H	H	
8	H	H	CONH ₂	Cbz
9	H	H	CONH ₂	2-quinolinylcarbonyl

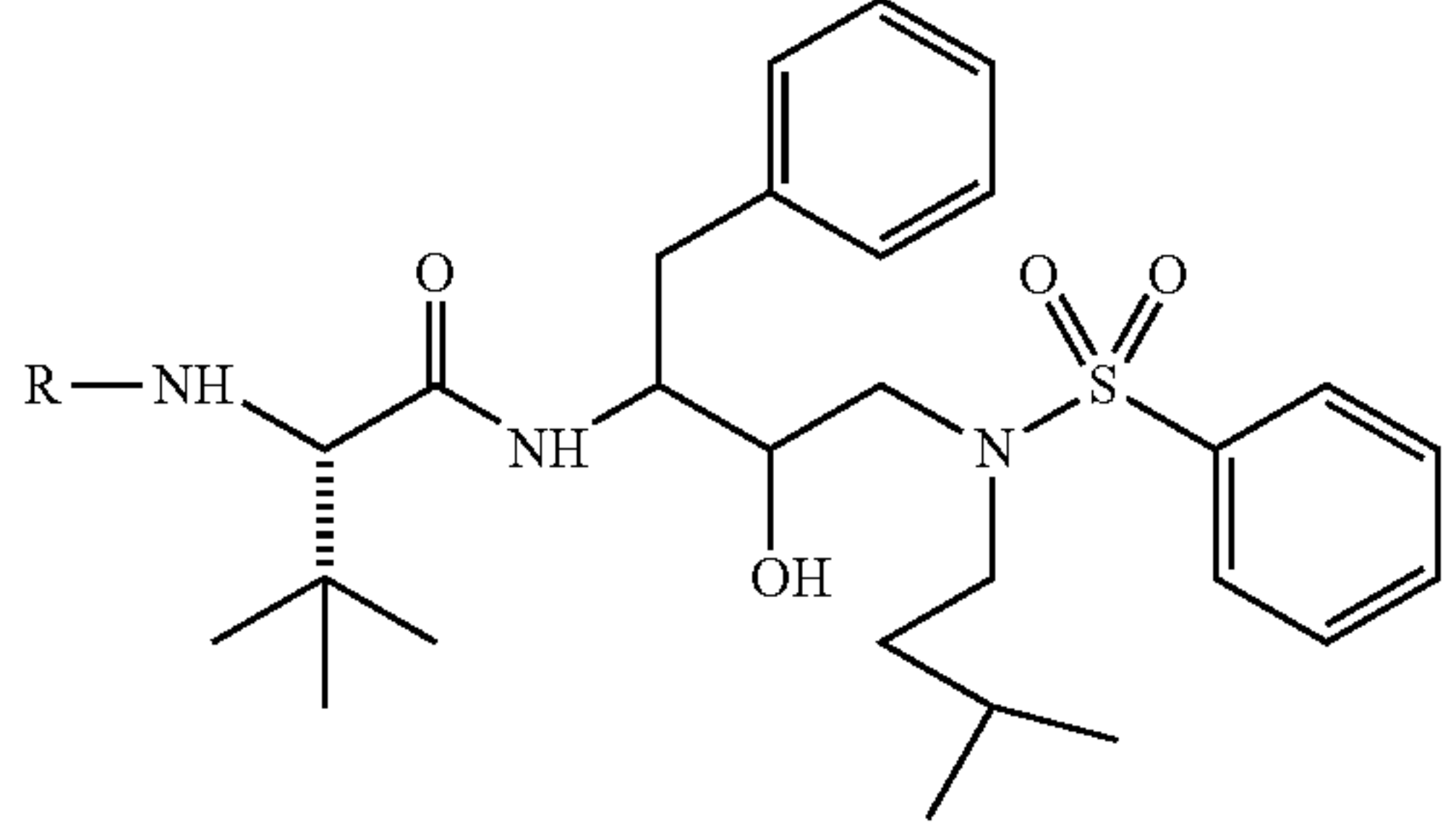
TABLE 11



Entry	R	R'	X
1	R = H	R' = H	X = H
2	R = Me	R' = Me	X = H
3	R = H	R' = Me	X = H
4	R = Me	R' = Me	X = F
5	R = H	R' = Me	X = F
6	R = Cbz	R' = Me	X = H
7	R = H	R' = Bz	X = H
8	R + R' = pyrrole	X = H	

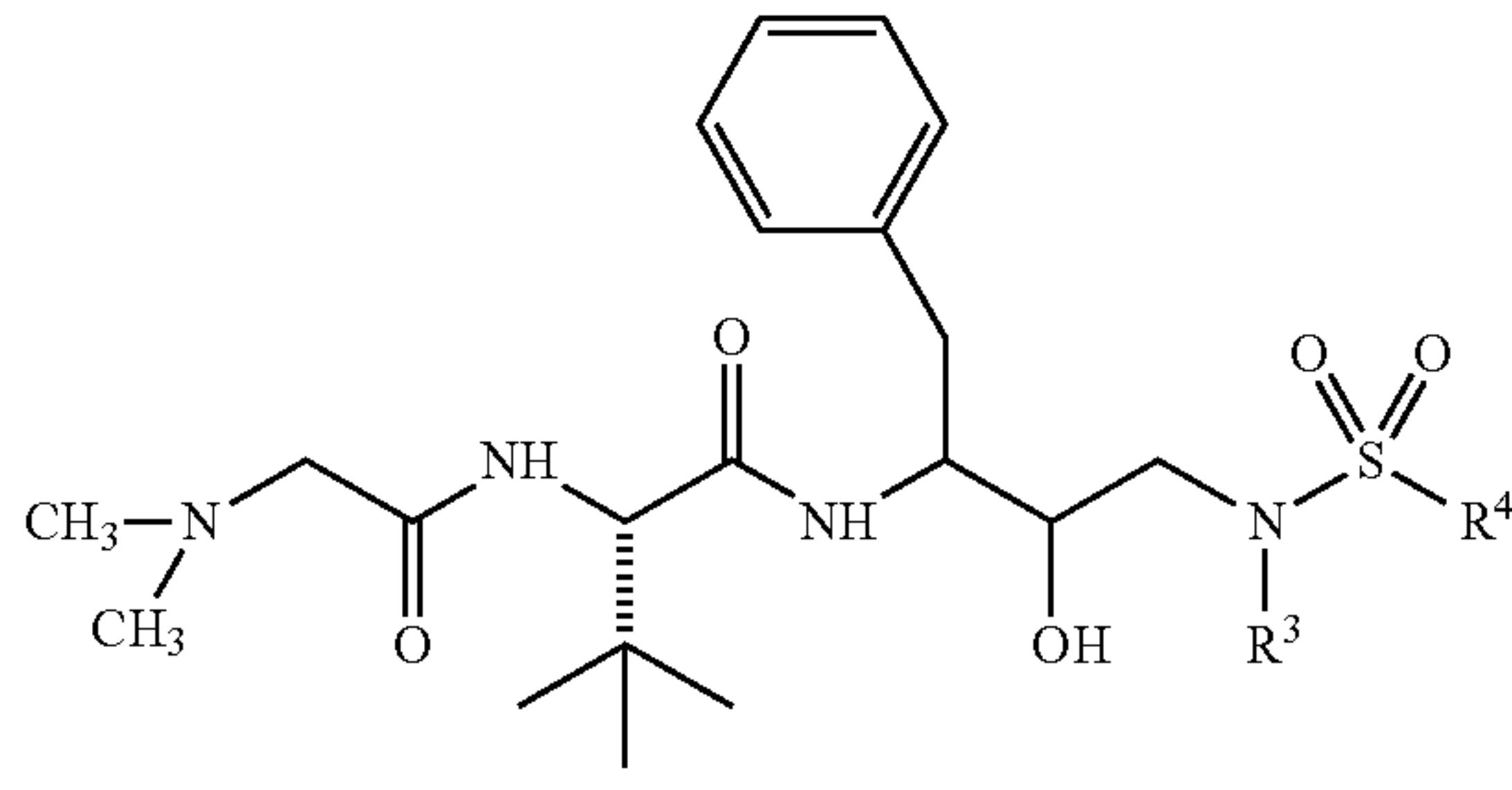
126

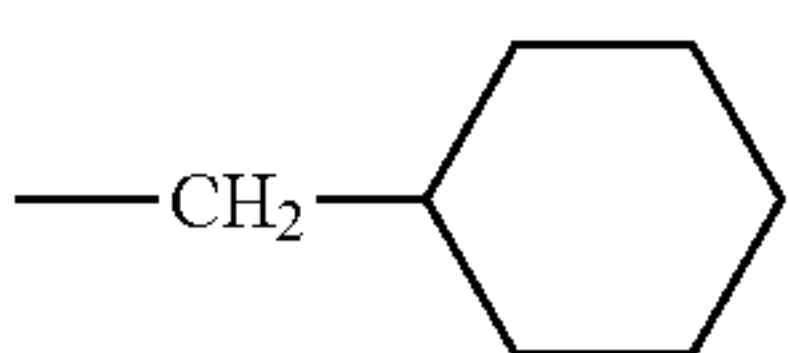
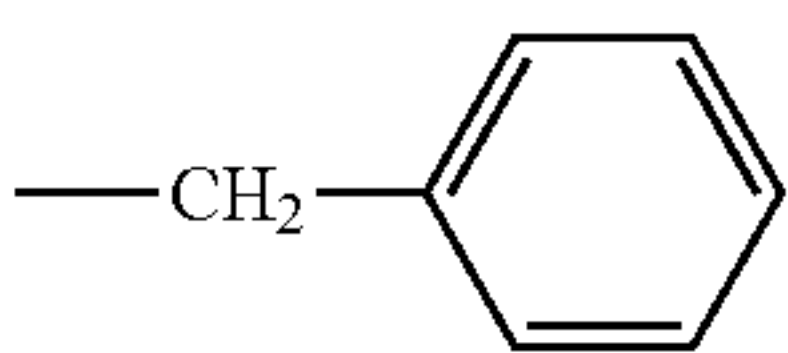
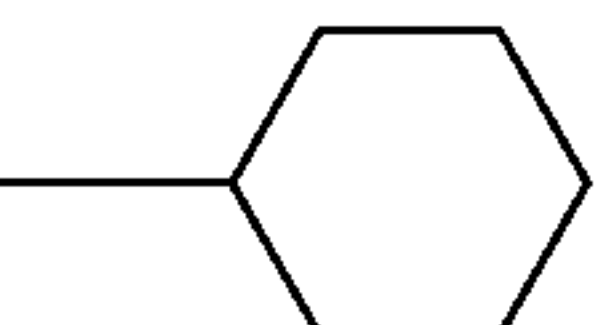
TABLE 12



Entry	Acyl Group (R)
1	benzyloxycarbonyl
2	tert-butoxycarbonyl
3	acetyl
4	2-quinoylcarbonyl
5	phenoxyacetyl
6	benzoyl
7	methyloxaloyl
8	pivaloyl
9	trifluoroacetyl
10	bromoacetyl
11	hydroxyacetyl
12	morpholinylacetyl
13	N,N-dimethylaminoacetyl
14	N-benzylaminoacetyl
15	N-phenylaminoacetyl
16	N-benzyl-N-methylaminoacetyl
17	N-methyl-N-(2-hydroxyethyl)aminoacetyl
18	N-methylcarbamoyl
19	3-methylbutyryl
20	isobutylcarbamoyl
21	succinoyl (3-carboxypropionyl)
22	carbamoyl
23	N-(2-indanyl)aminoacetyl

TABLE 13



Entry	R ³	R ⁴
1	—CH ₃	-n-Butyl
2	-i-Butyl	—CH ₃
3	-i-Butyl	-n-Butyl
4	-i-Propyl	-n-Butyl
5	—C ₆ H ₅	-n-Butyl
6		-n-Butyl
7		-n-Butyl
8		-n-Butyl

127

TABLE 13-continued

Entry	R ³	R ⁴
9	-i-Butyl	-n-Propyl
10	-i-Butyl	-CH ₂ CH(CH ₃) ₂
11		-n-Butyl
12		-i-Propyl
13		-CH ₂ CH ₂ CH(CH ₃) ₂
14	i-Butyl	-CH ₂ CH ₃
15	i-Butyl	-CH(CH ₃) ₂
16	i-Butyl	
17		-CH ₂ CH(CH ₃) ₂
18	(CH ₂) ₂ CH(CH ₃) ₂	-CH(CH ₃) ₂
19	i-Butyl	-CH(CH ₃) ₂
20	i-Butyl	-C(CH ₃) ₃
21		-C(CH ₃) ₃
22	-(CH ₂) ₂ CH(CH ₃) ₂	-C(CH ₃) ₃
23	-CH ₂ C ₆ H ₅	-C(CH ₃) ₃
24	-(CH ₂) ₂ C ₆ H ₅	-C(CH ₃) ₃
25	n-Butyl	-C(CH ₃) ₃
26	n-Pentyl	-C(CH ₃) ₃
27	n-Hexyl	-C(CH ₃) ₃
28		-C(CH ₃) ₃
29	-CH ₂ C(CH ₃) ₃	-C(CH ₃) ₃
30		-C(CH ₃) ₃
31	-CH ₂ C ₆ H ₅ OCH ₃ (para)	-C(CH ₃) ₃

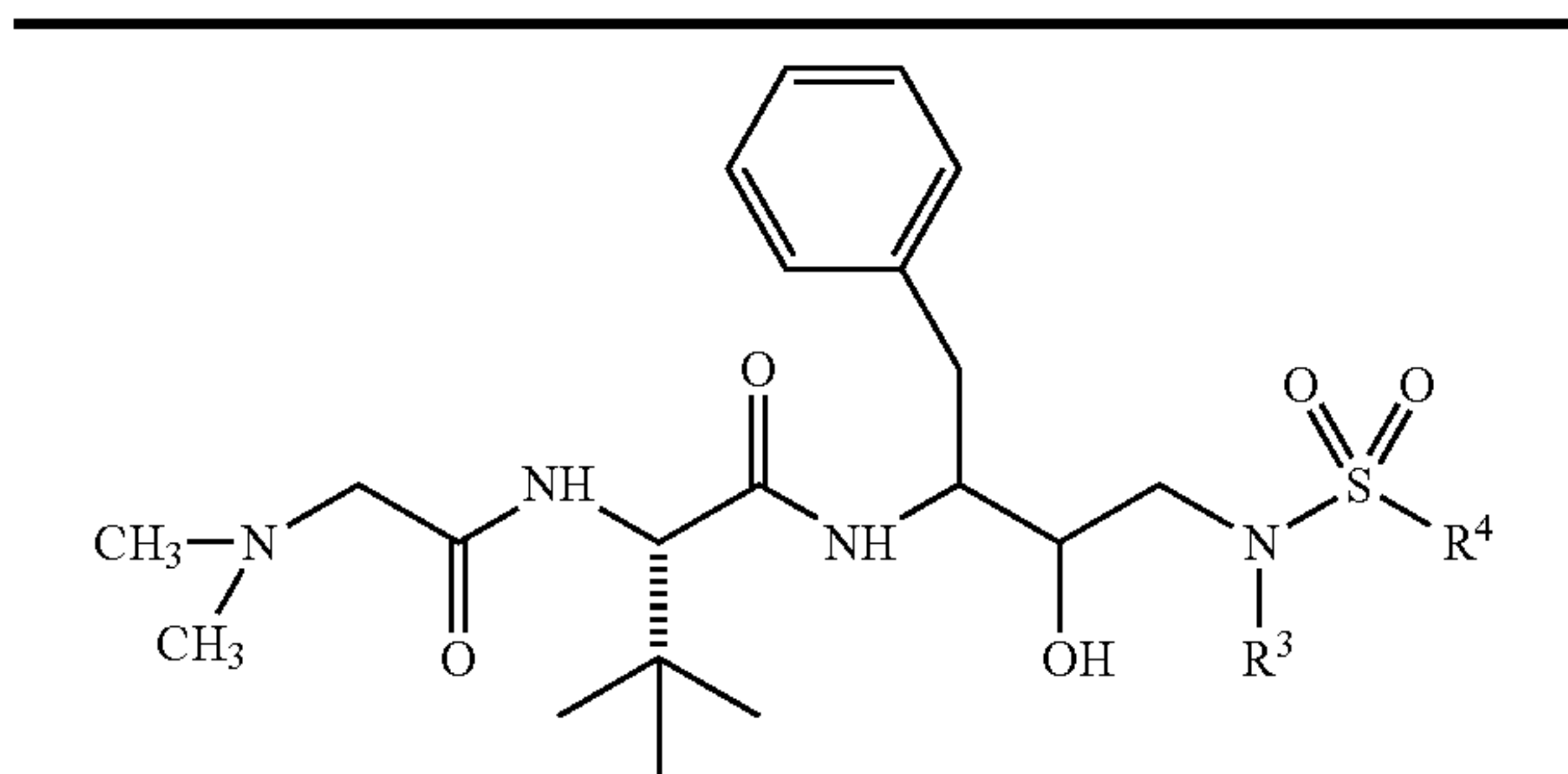
128

TABLE 13-continued

Entry	R ³	R ⁴
5		-C(CH ₃) ₃
10		-C(CH ₃) ₃
15		-C(CH ₃) ₃
20		-C(CH ₃) ₃
34	-(CH ₂) ₂ C(CH ₃) ₃	-C(CH ₃) ₃
35	-(CH ₂) ₄ OH	-C(CH ₃) ₃
25		-C(CH ₃) ₃
30		-C(CH ₃) ₃
35		-C ₆ H ₅
38		-CH ₂ C(CH ₃) ₃
39	i-amyl	-CH ₂ C(CH ₃) ₃
40		-CH ₂ C(CH ₃) ₃
40		-CH ₂ C(CH ₃) ₃
41		-CH ₂ C(CH ₃) ₃
42	i-butyl	-CH ₂ C(CH ₃) ₃
43	-CH ₂ Ph	-Ph
44		-Ph
45		-Ph
50		-Ph
45		-Ph
55		-Ph
47		-Ph
60		-Ph
48		-Ph
65	-CH ₂ CH=CH ₂	-Ph
49	-CH ₂ CH=CH ₂	-Ph

129

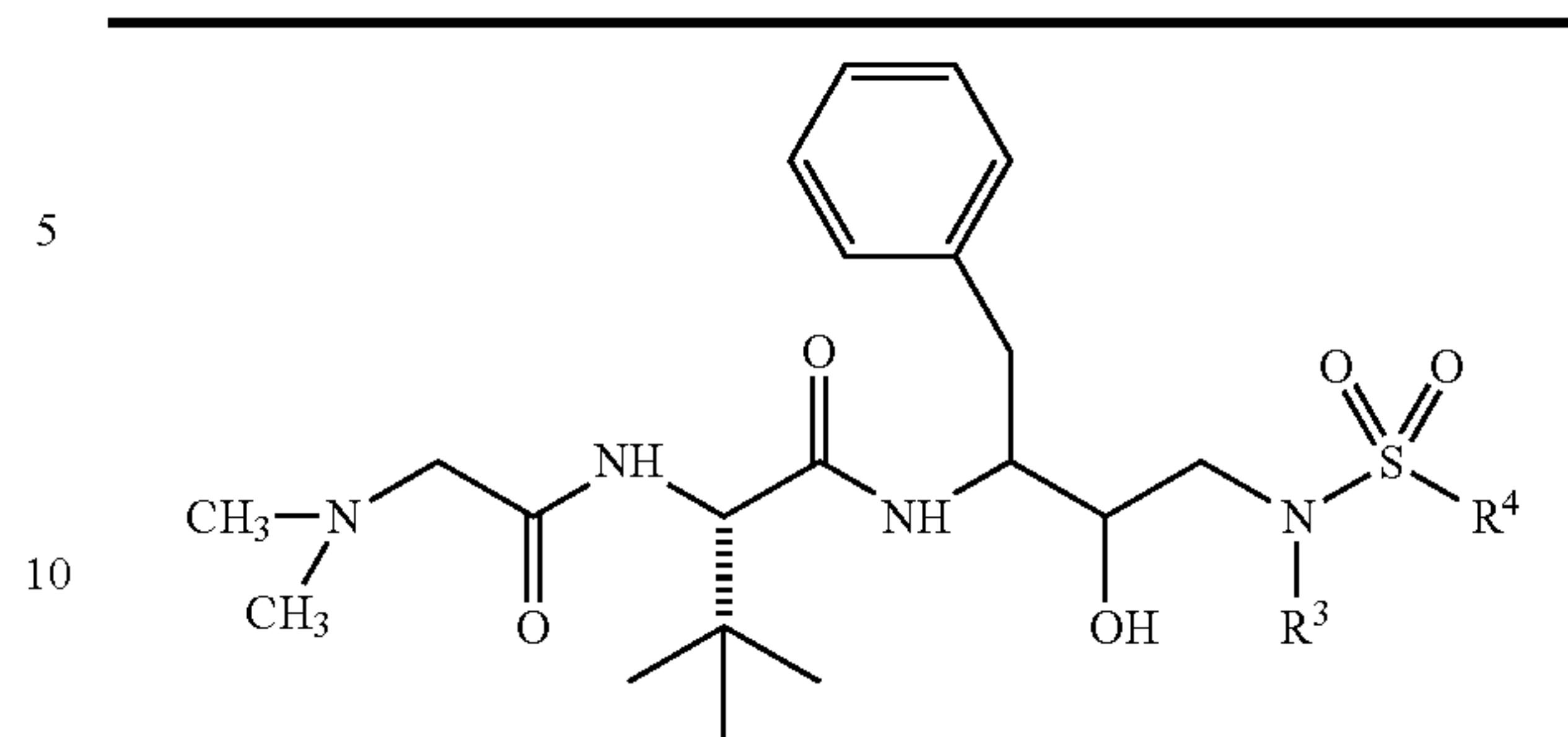
TABLE 13-continued



Entry	R ³	R ⁴
50		-Ph
51		-Ph
52	-CH ₂ CH ₂ Ph	-Ph
53	-CH ₂ CH ₂ CH ₂ CH ₂ OH	-Ph
54	-CH ₂ CH ₂ N(CH ₃) ₂	-Ph
55		-Ph
56	-CH ₃	-Ph
57	-CH ₂ CH ₂ CH ₂ SCH ₃	-Ph
58	-CH ₂ CH ₂ CH ₂ S(O) ₂ CH ₃	-Ph
59	-CH ₂ CH ₂ CH(CH ₃) ₂	
60	-CH ₂ CH ₂ CH(CH ₃) ₂	
61	-CH ₂ CH ₂ CH(CH ₃) ₂	-CH ₂ CH ₂ CH ₃
62	-CH ₂ CH ₂ CH(CH ₃) ₂	-CH ₃
63	-CH ₂ CH ₂ CH(CH ₃) ₂	
64	-CH ₂ CH ₂ CH(CH ₃) ₂	
65	-CH ₂ CH ₂ CH(CH ₃) ₂	
66	-CH ₂ CH ₂ CH(CH ₃) ₂	
67	-CH ₂ CH ₂ CH(CH ₃) ₂	

130

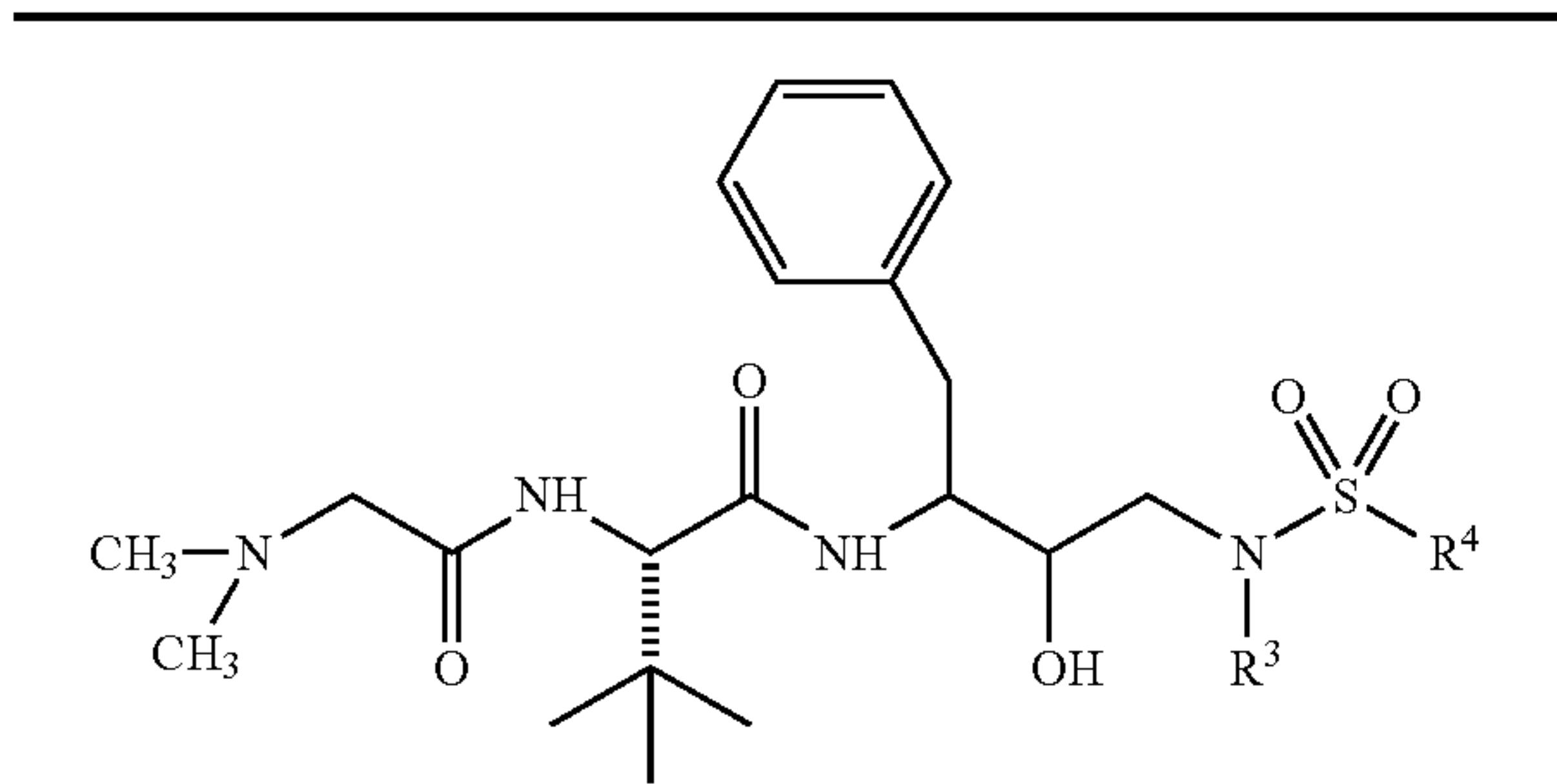
TABLE 13-continued



Entry	R ³	R ⁴
15	-CH ₂ CH ₂ CH(CH ₃) ₂	
20	-CH ₂ CH ₂ CH(CH ₃) ₂	
25	-CH ₂ CH ₂ CH(CH ₃) ₂	
30	-CH ₂ CH ₂ CH(CH ₃) ₂	
35	-CH ₂ CH ₂ CH(CH ₃) ₂	
40	-CH ₂ CH ₂ CH(CH ₃) ₂	
45	-CH ₂ CH ₂ CH(CH ₃) ₂	
50	-CH ₂ CH(CH ₃) ₂	
55	-CH ₂ CH(CH ₃) ₂	
60	-CH ₂ CH(CH ₃) ₂	
65	-CH ₂ CH(CH ₃) ₂	

131

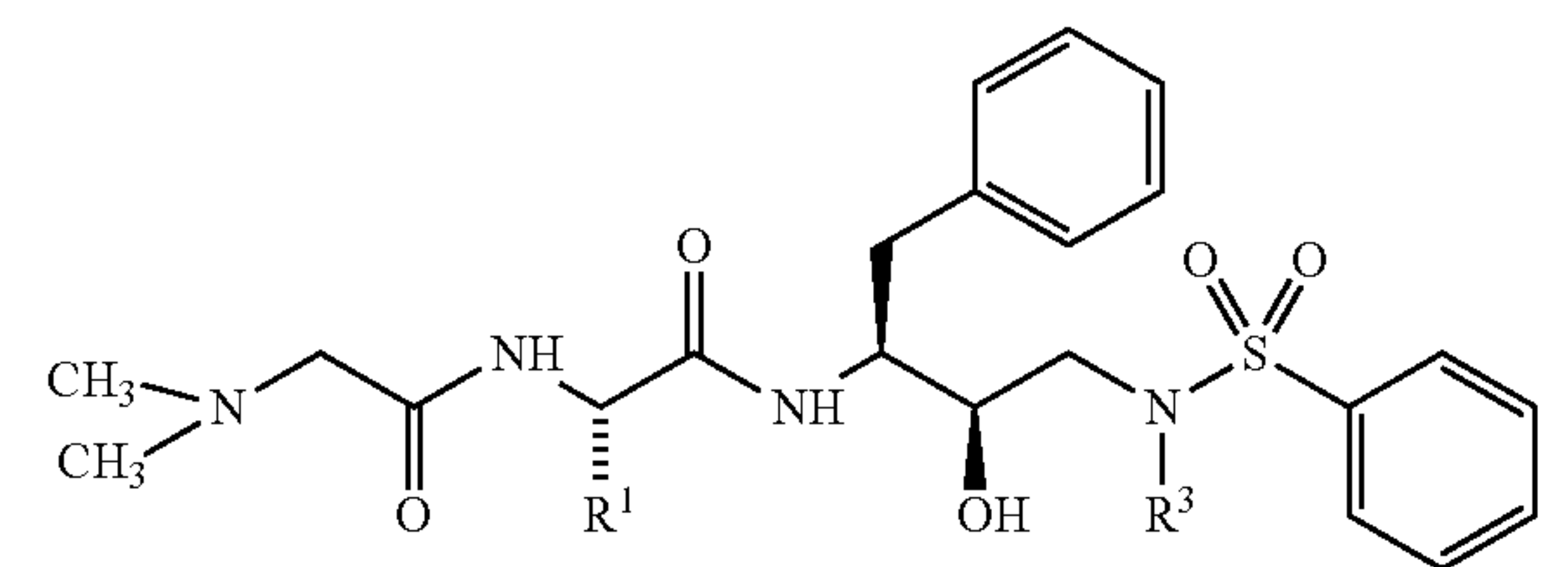
TABLE 13-continued



Entry	R ³	R ⁴
79	-CH ₂ CH ₂ CH ₃	
80	-CH ₂ CH ₂ CH ₂ CH ₃	

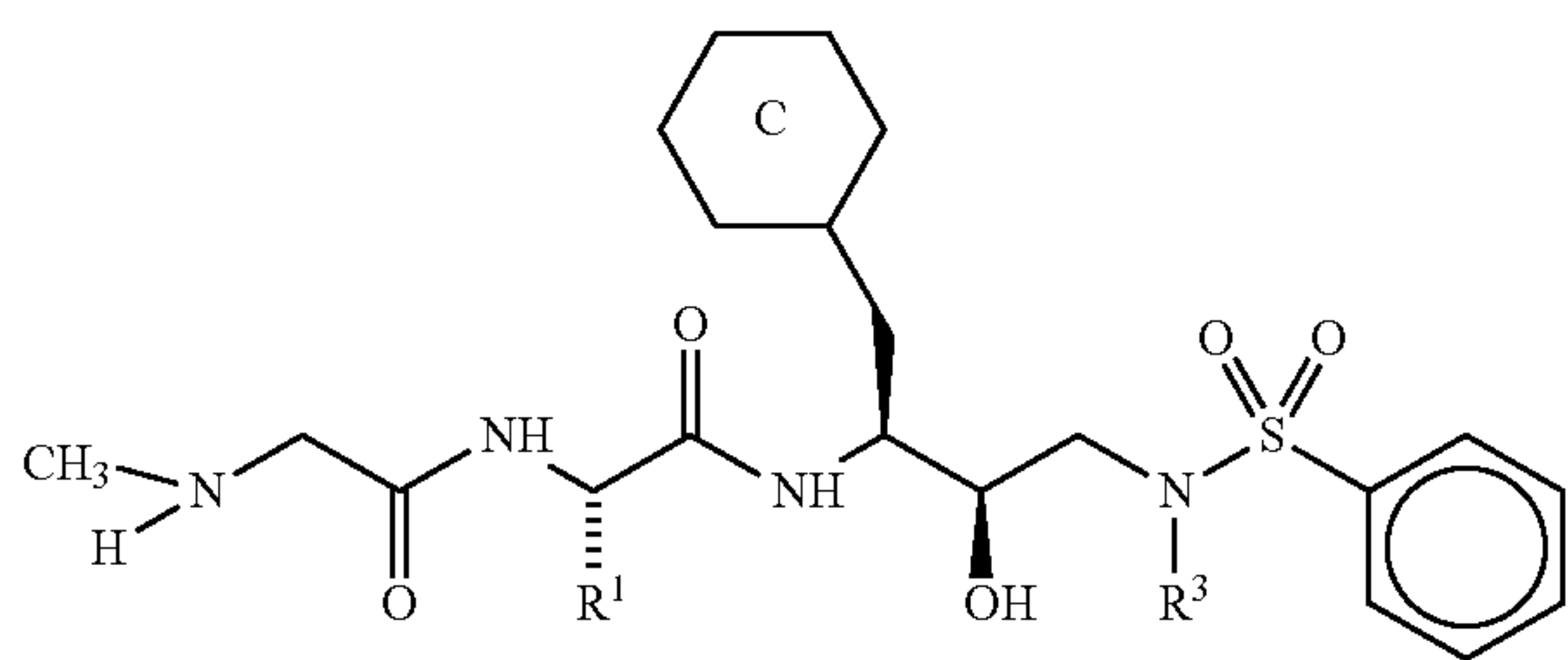
^abenzyloxycarbonyl
^b2-quinoliny/carbonyl

TABLE 14



Entry	R ¹	R ³
1	C(CH ₃) ₃	CH ₂ CH ₂ CH(CH ₃) ₂
2	CH ₂ C=CH	CH ₂ CH ₂ CH(CH ₃) ₂
3	C(CH ₃) ₂ (SCH ₃)	CH ₂ CH ₂ CH(CH ₃) ₂
4	C(CH ₃) ₂ (S[O]CH ₃)	CH ₂ CH ₂ CH(CH ₃) ₂
5	C(CH ₃) ₂ (S[O] ₂ CH ₃)	CH ₂ CH ₂ CH(CH ₃) ₂
6	C(CH ₃) ₃	CH ₂ CH(CH ₃) ₂
7	C(CH ₃) ₃	cyclohexyl
8	CH(CH ₃) ₂	CH ₂ CH(CH ₃) ₂
9	CH(CH ₂ CH ₃)(CH ₃)	CH ₂ CH(CH ₃) ₂

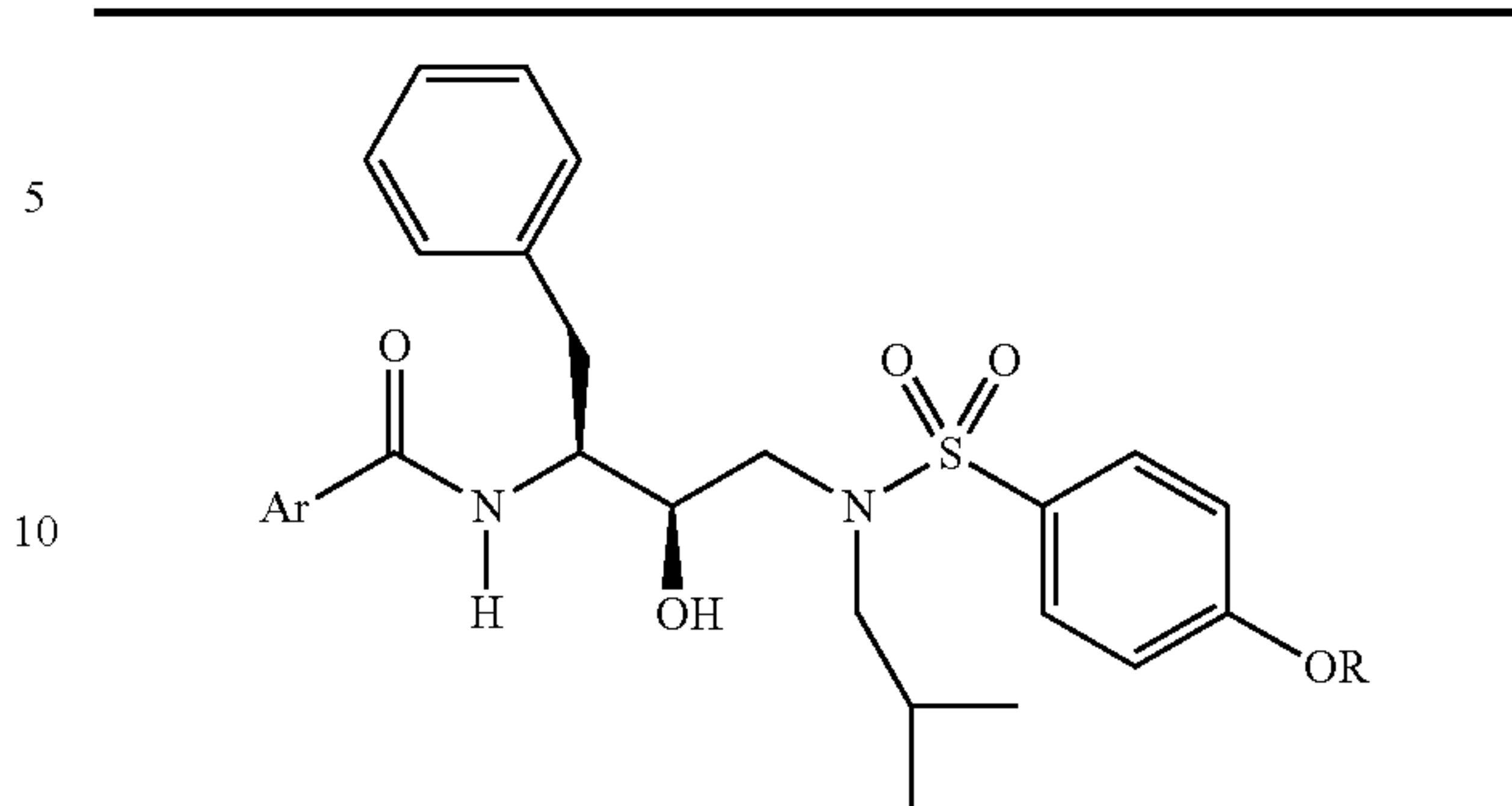
TABLE 14A



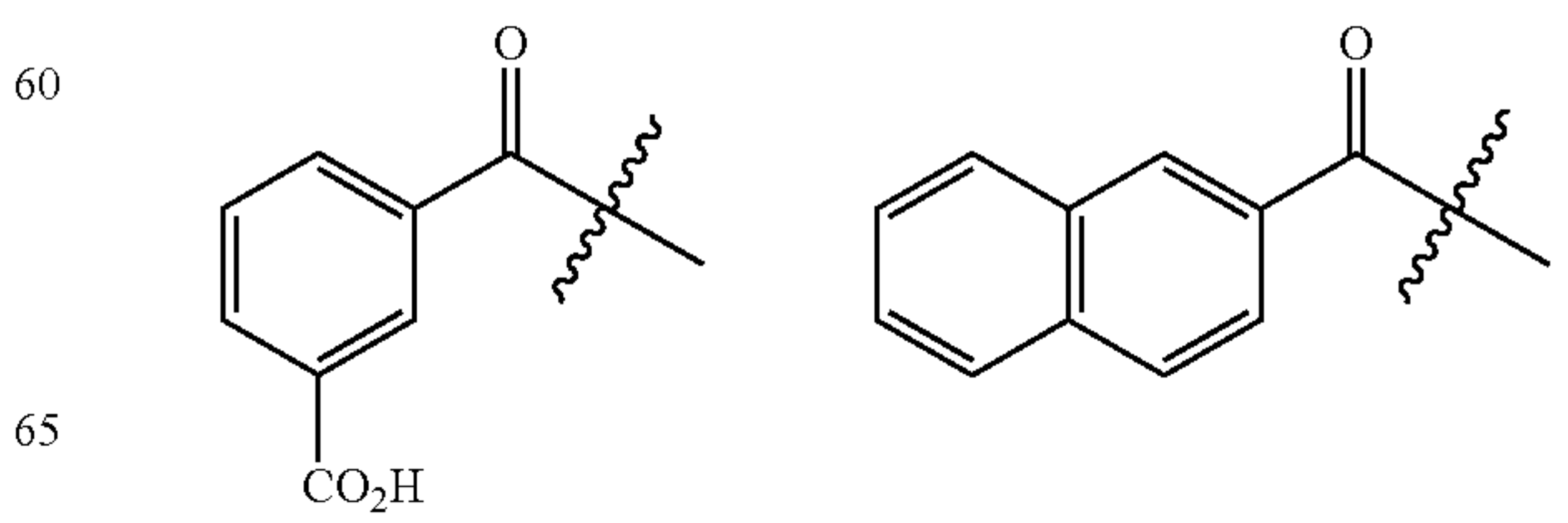
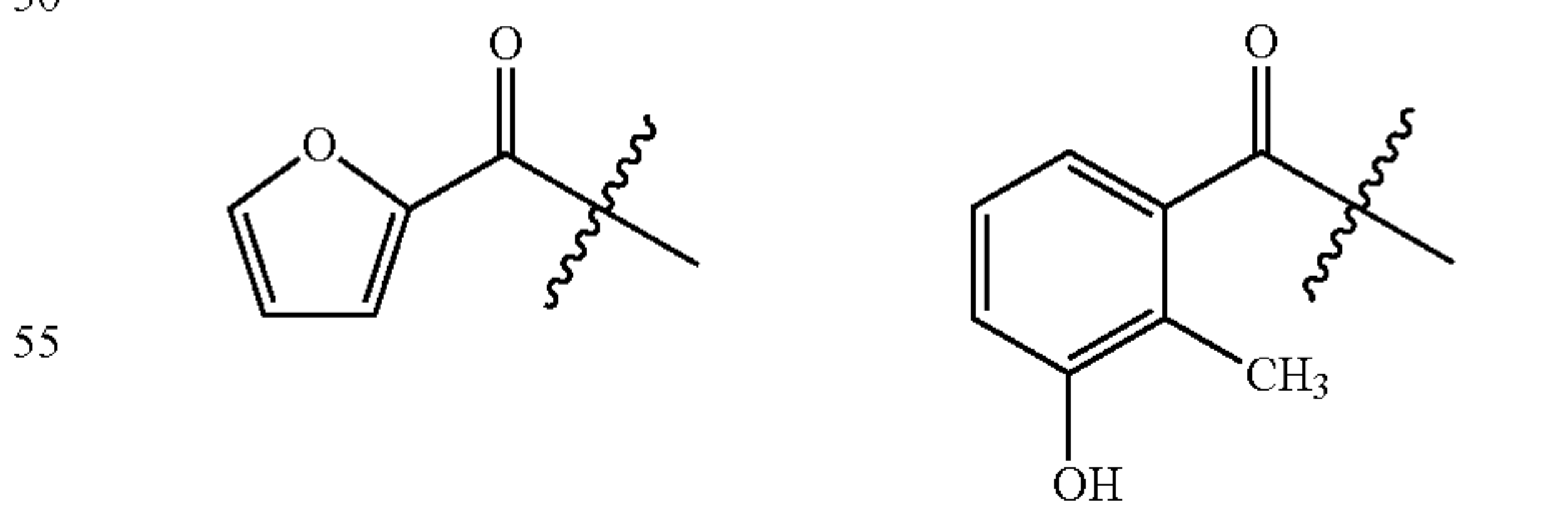
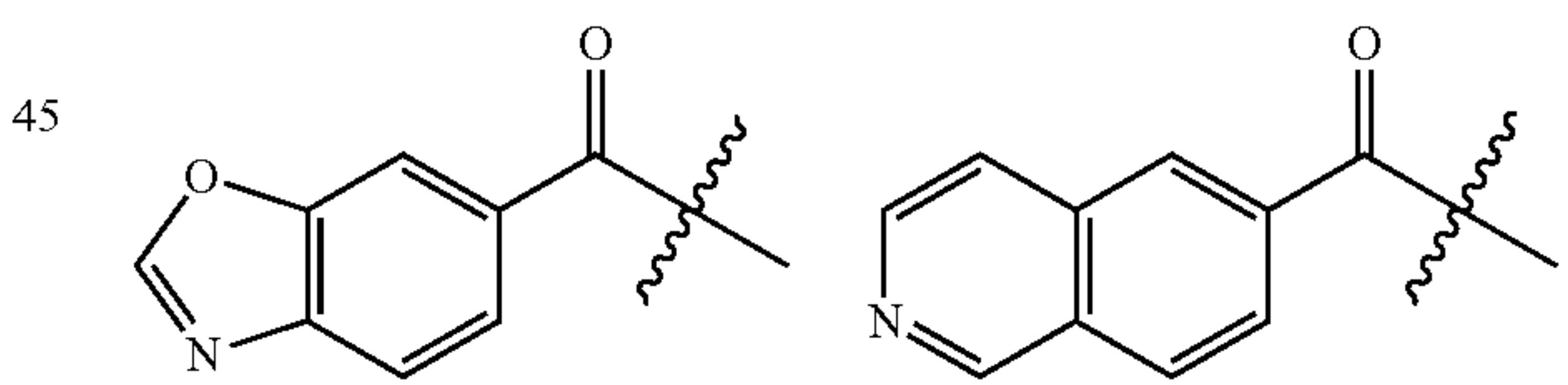
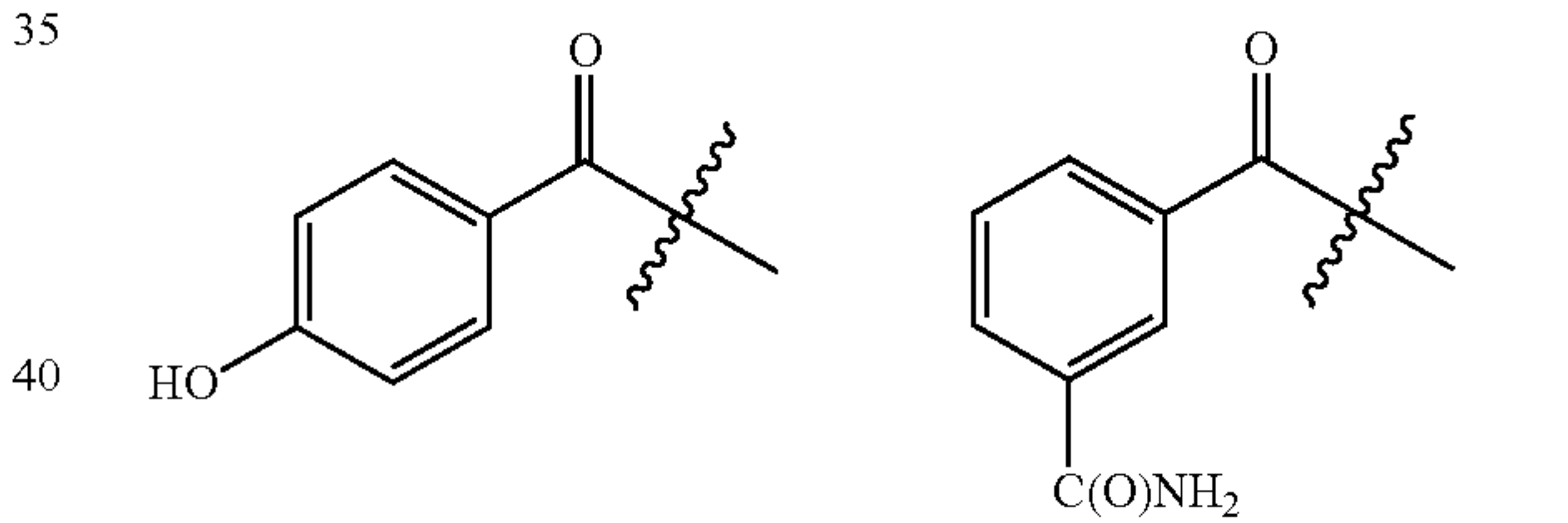
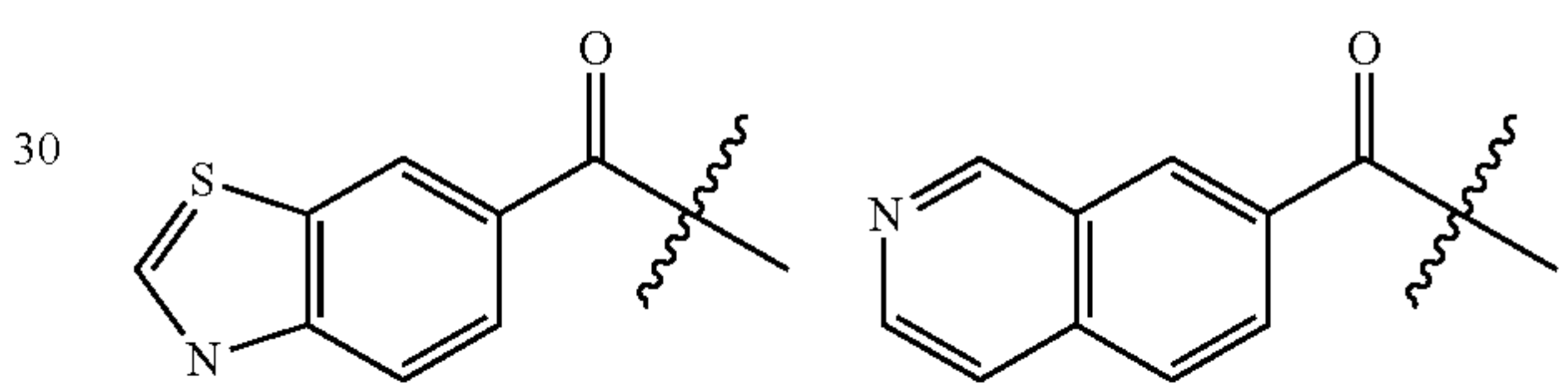
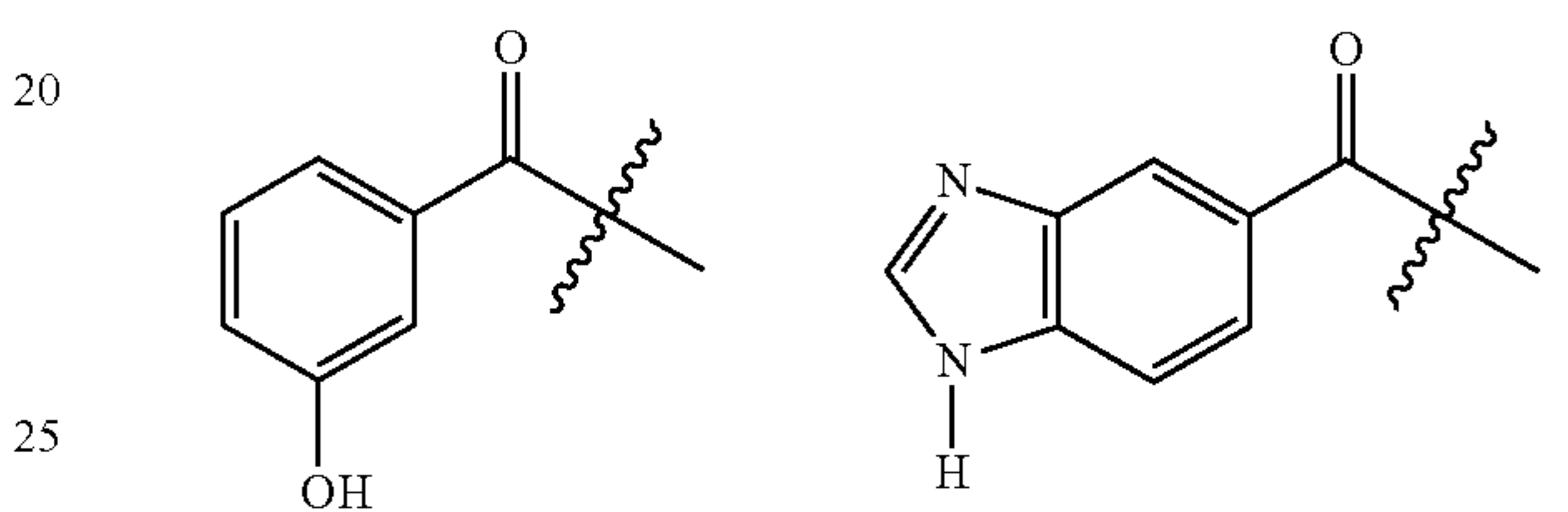
Entry	R ¹	R ³
1	C(CH ₃)SCH ₃	CH ₂ CH ₂ CH(CH ₃) ₂

132

TABLE 15

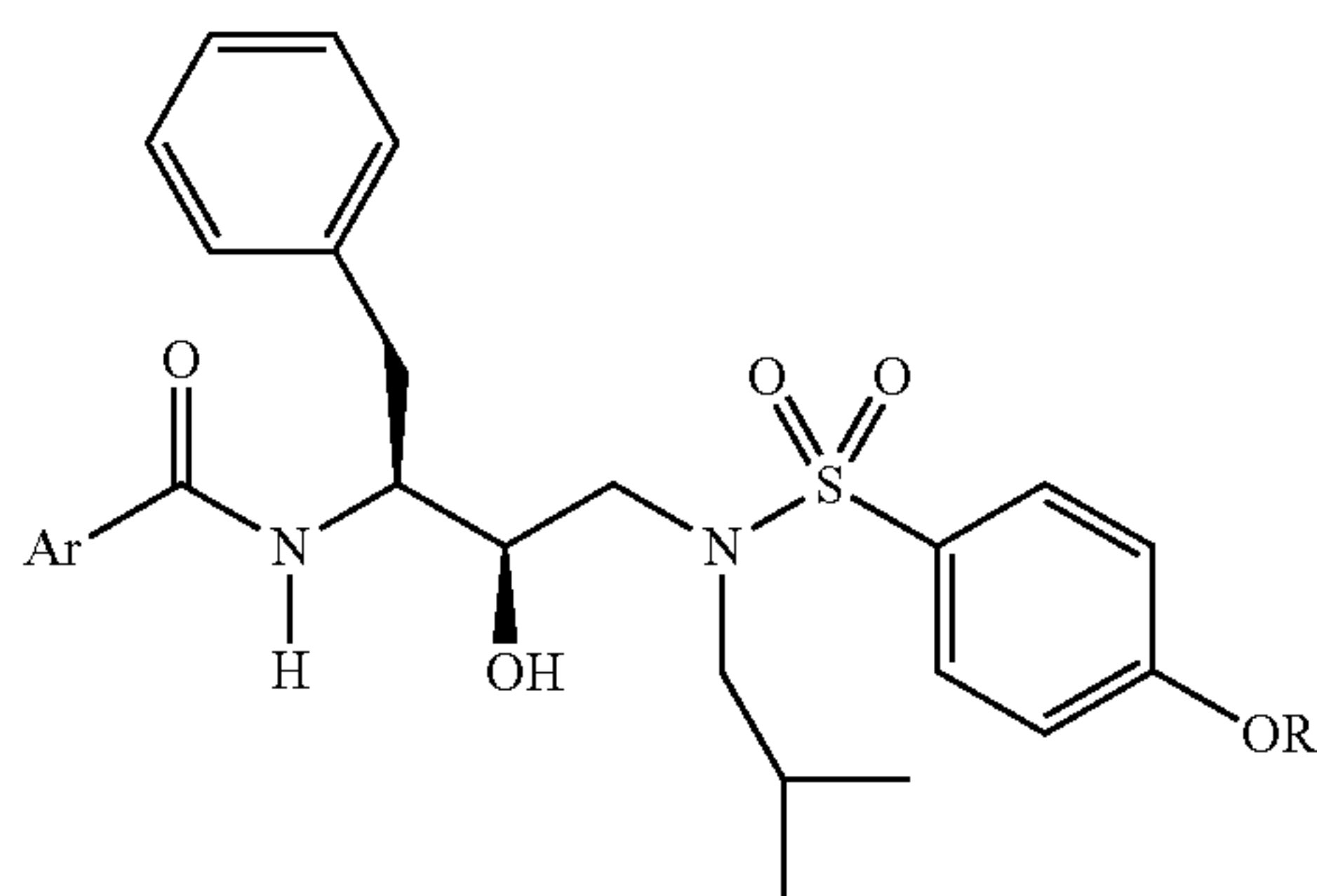


R = CH₃, H
 Ar

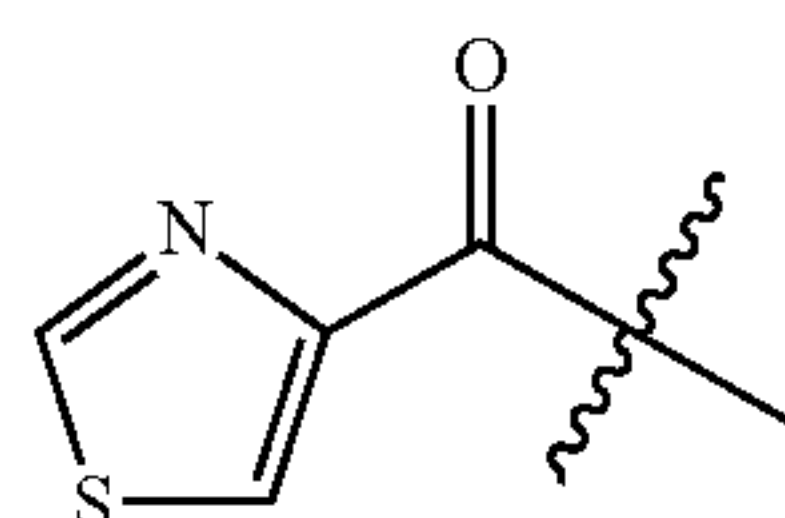
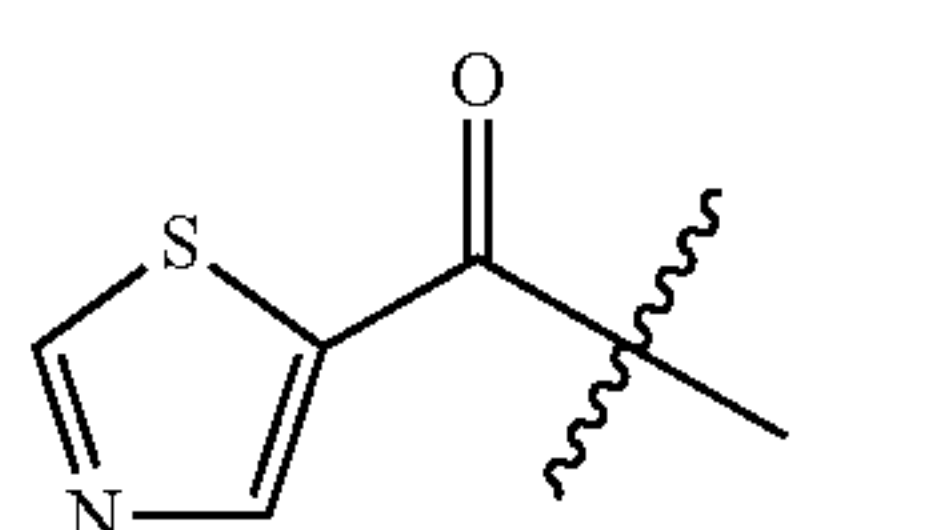
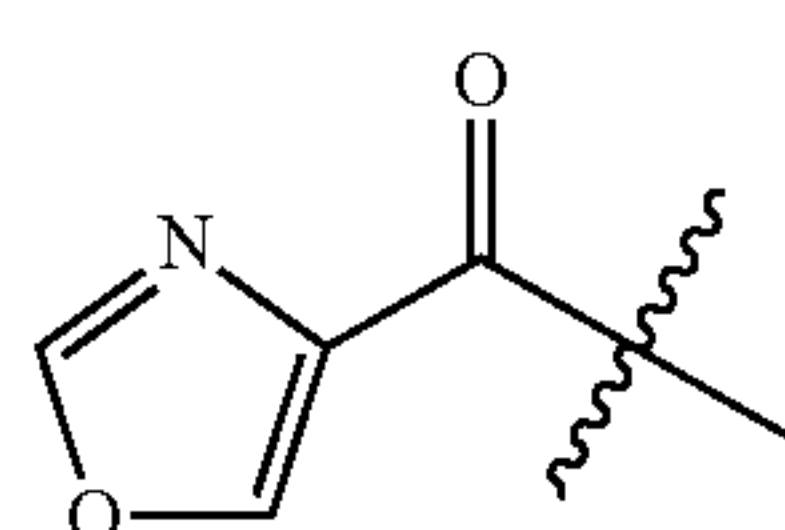
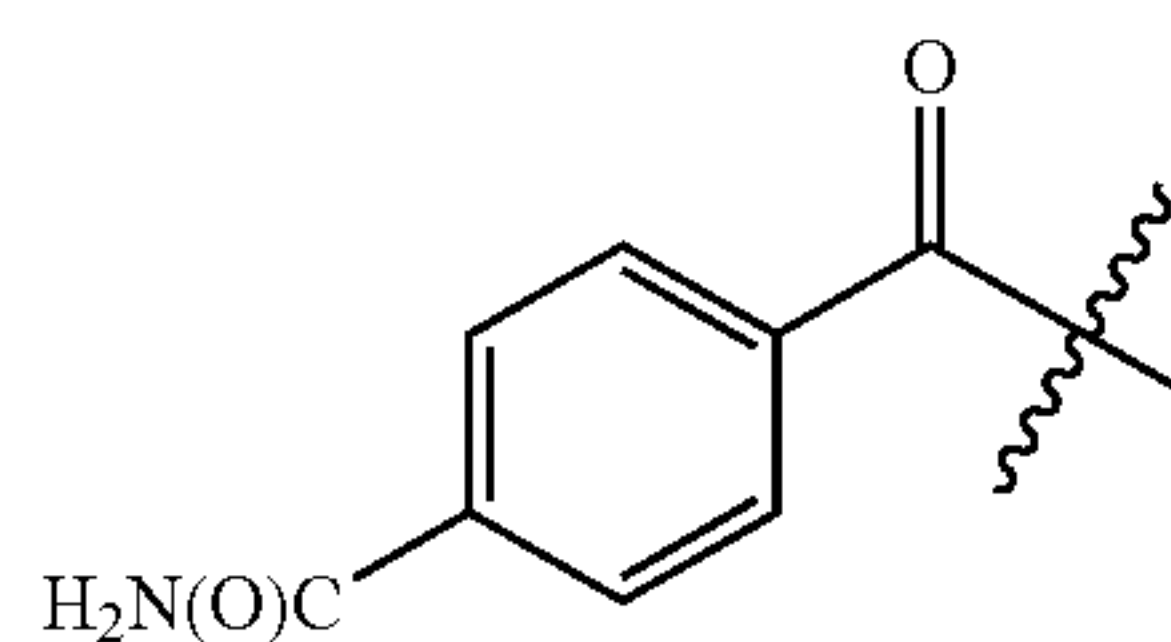
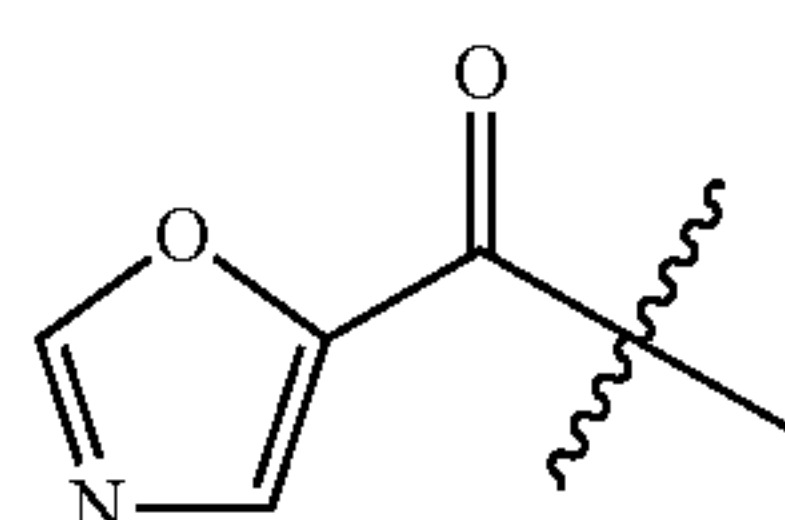
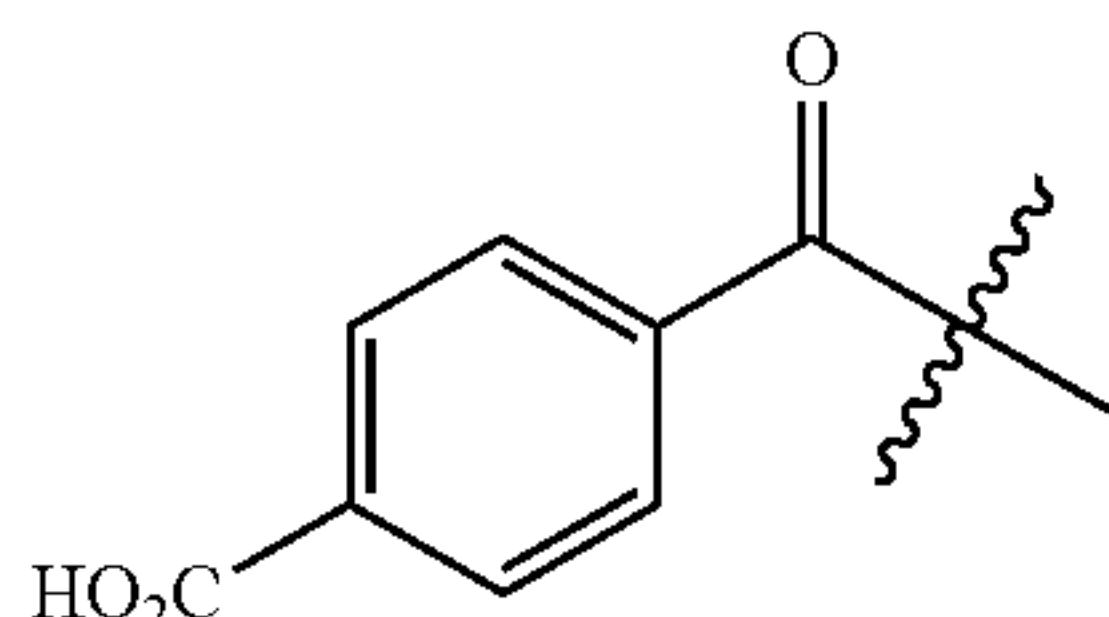
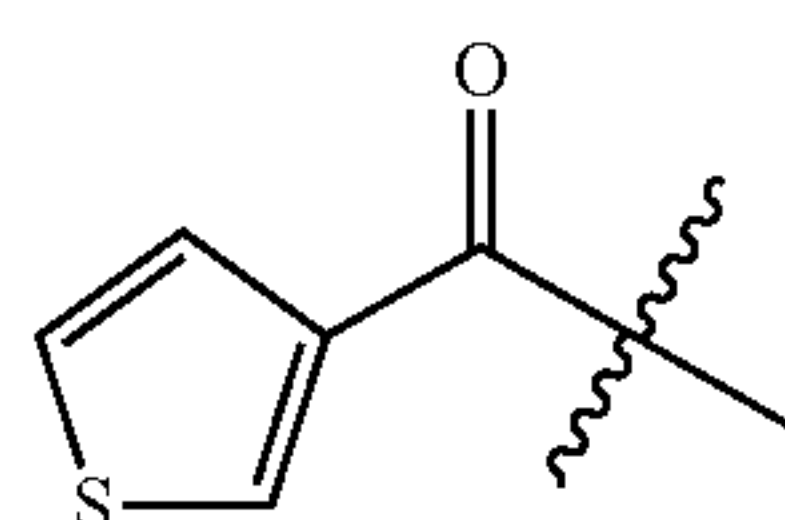
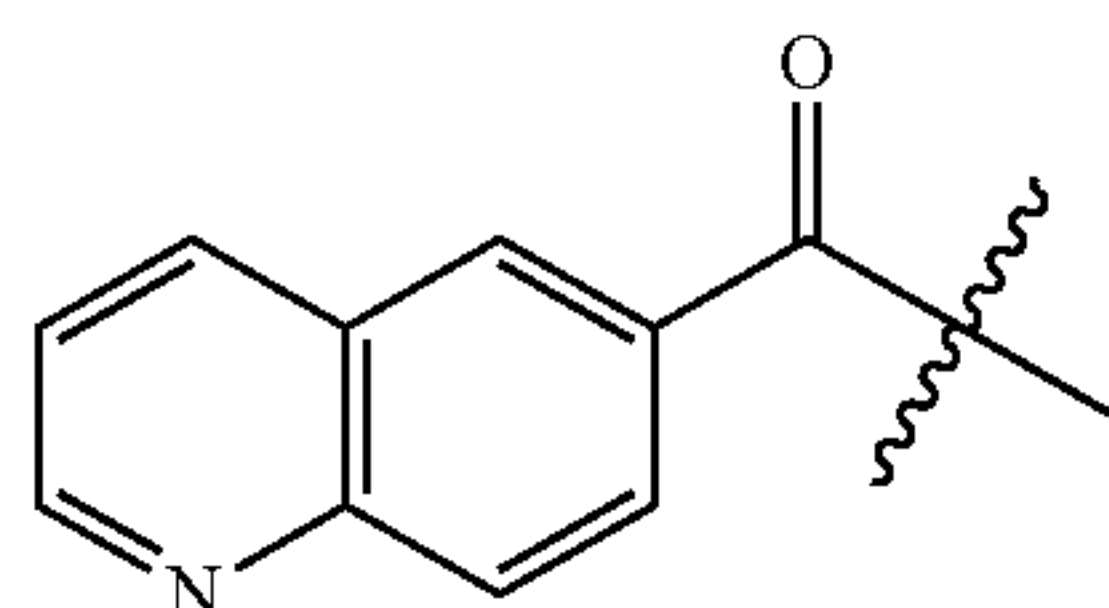
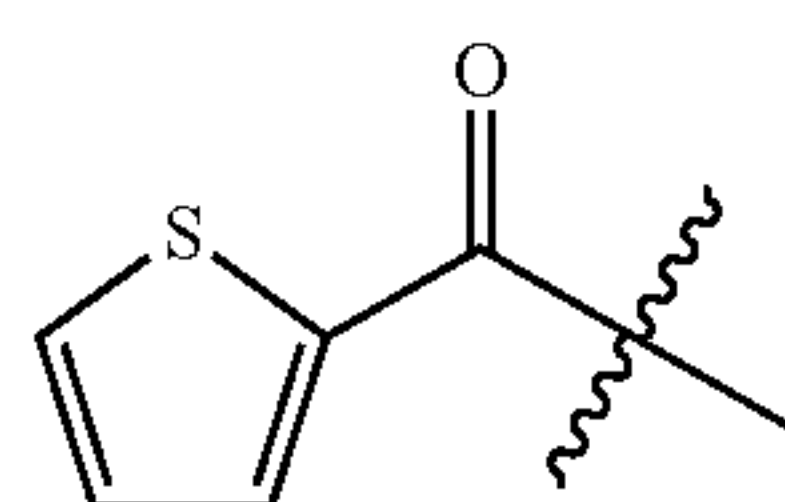
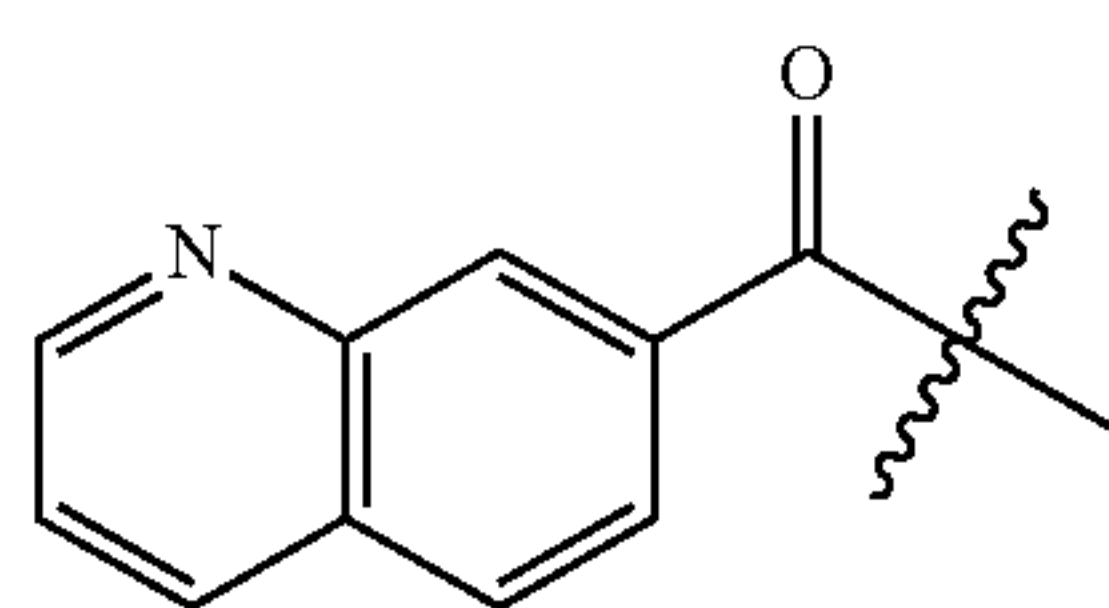
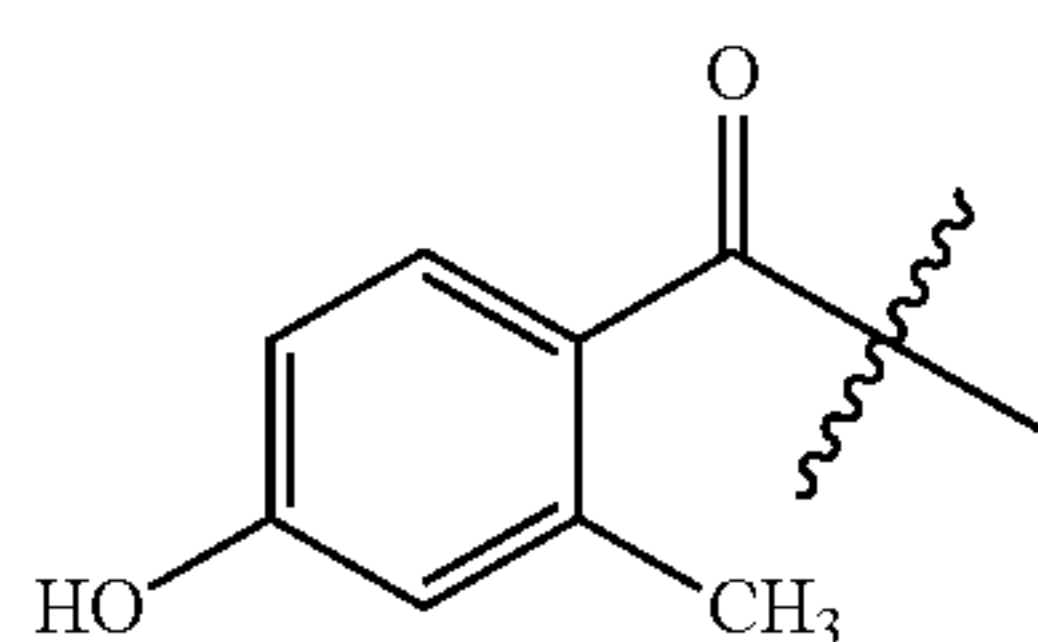
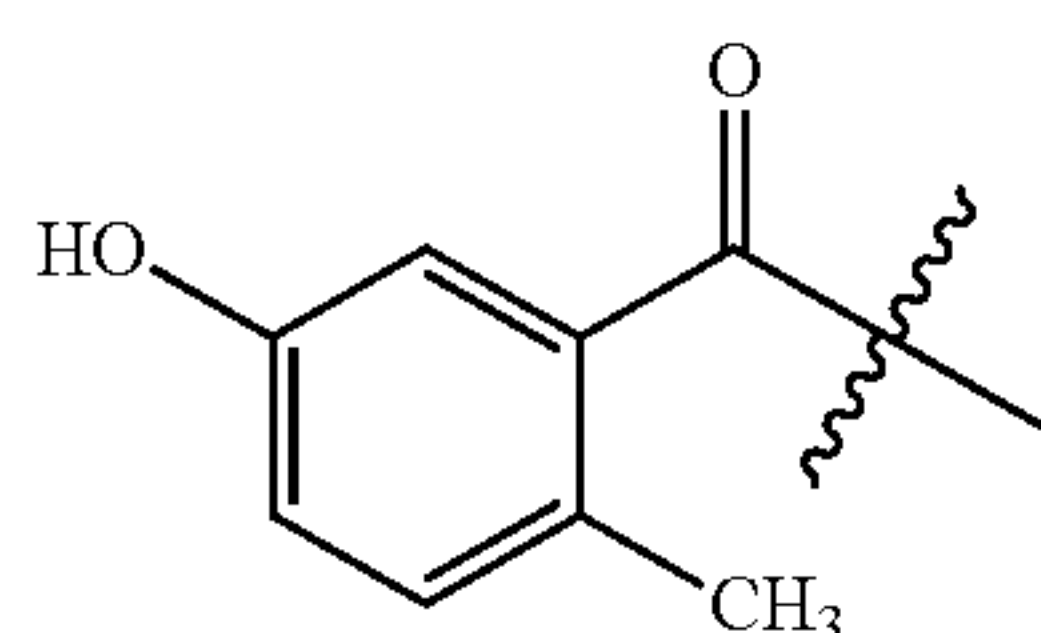
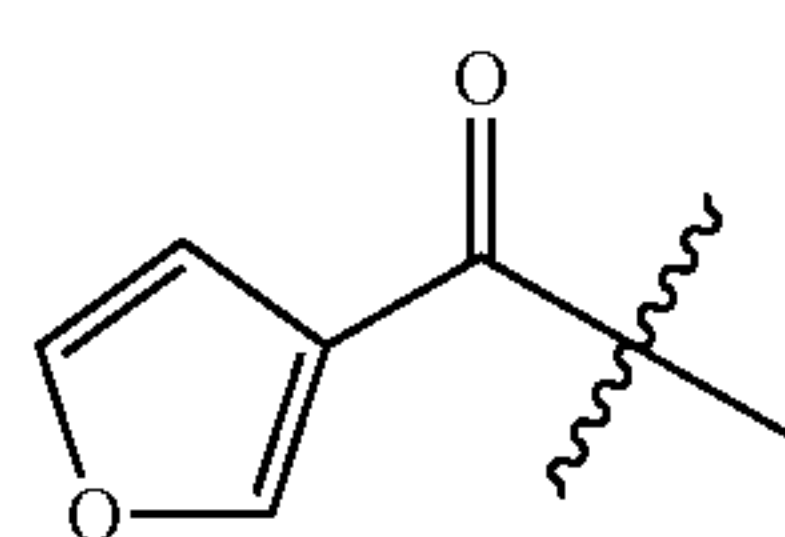


133

TABLE 15-continued

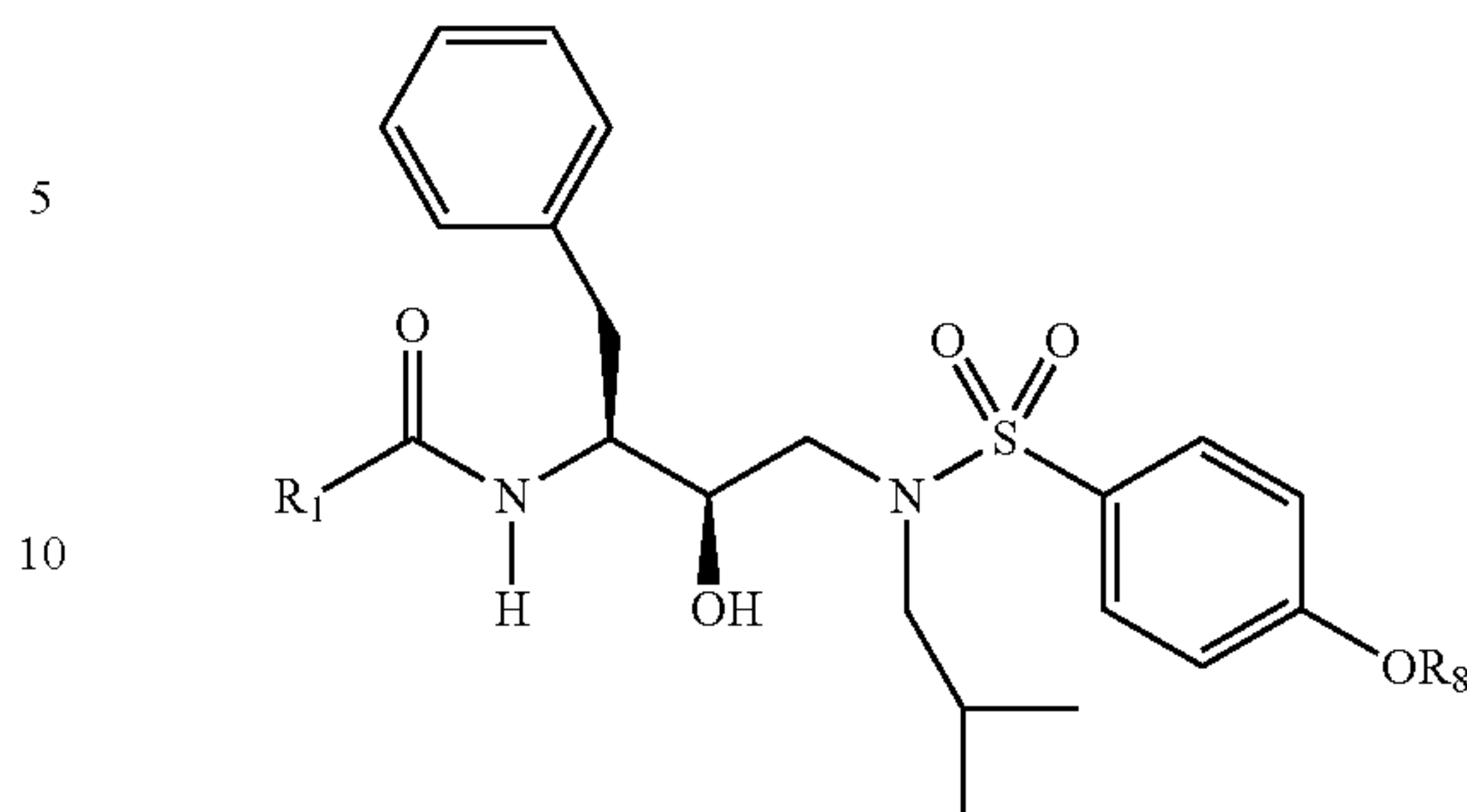


R = CH₃, H
Ar

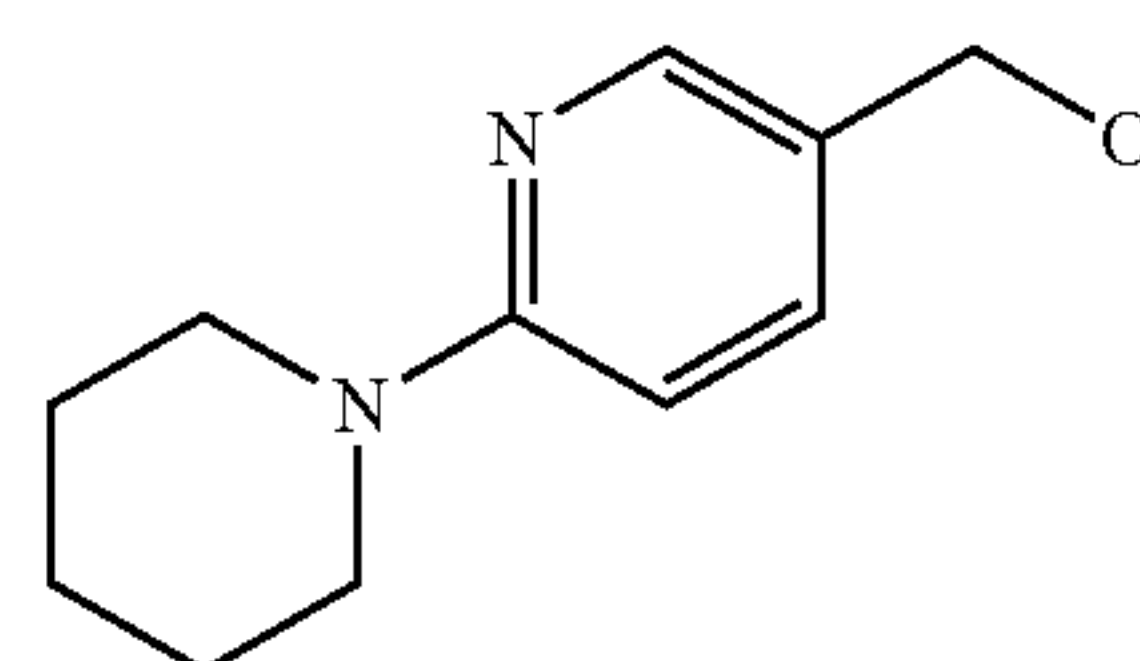


134

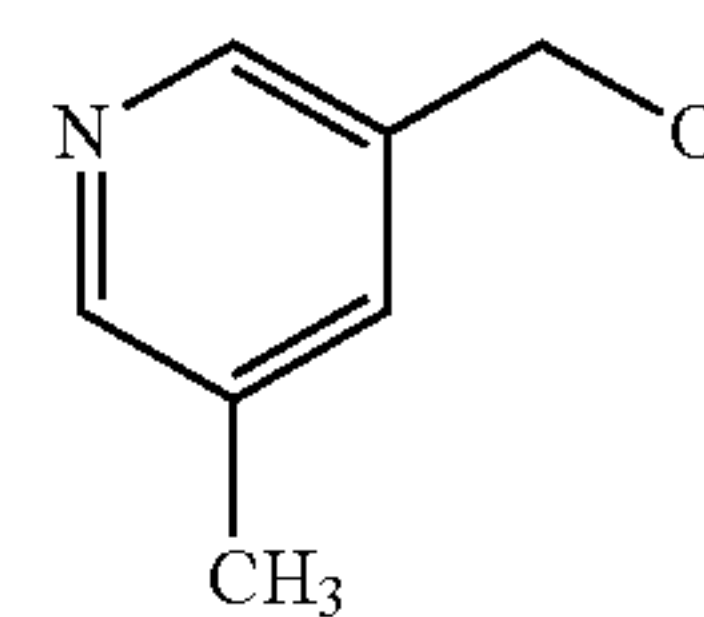
TABLE 16



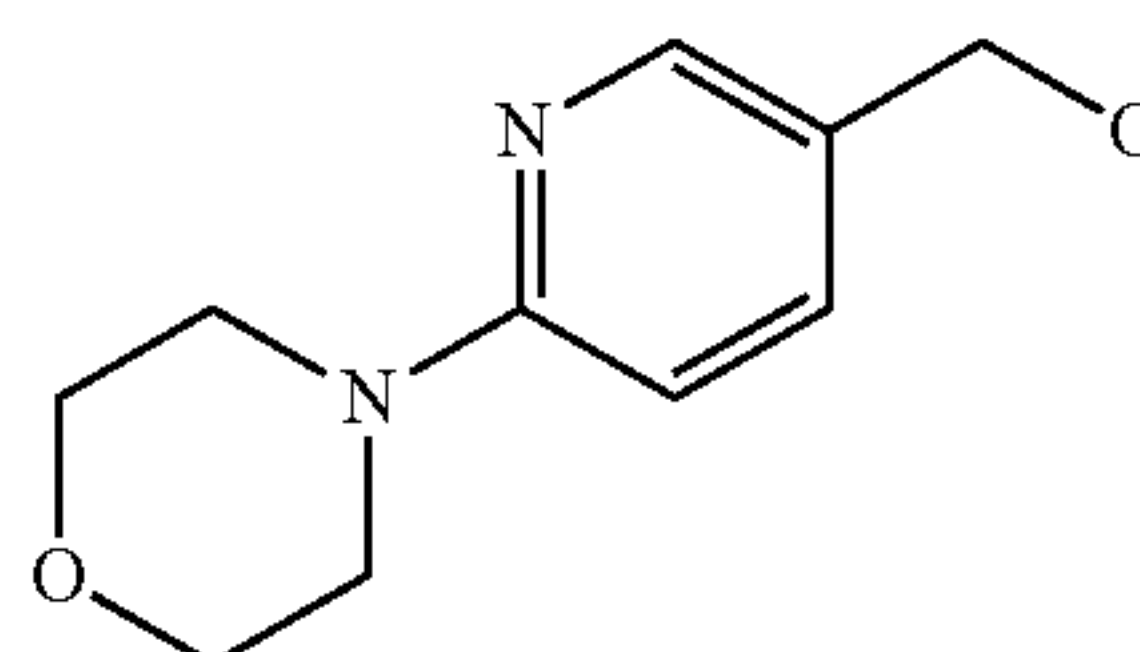
R₁ R₈



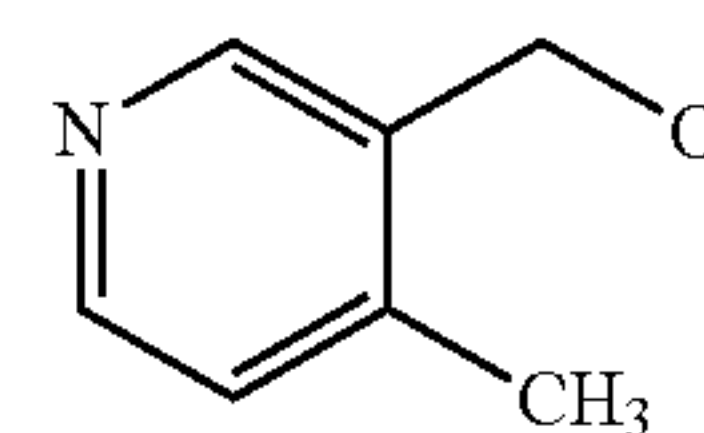
H or CH₃



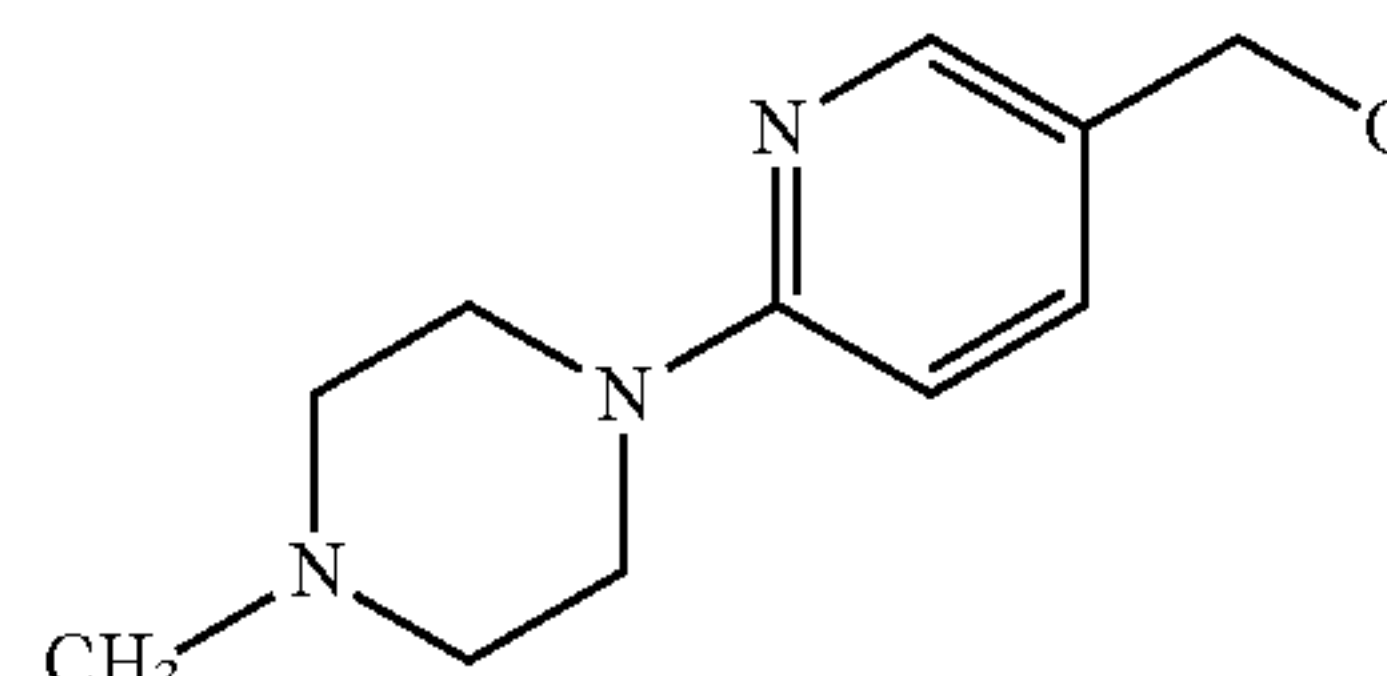
H or CH₃



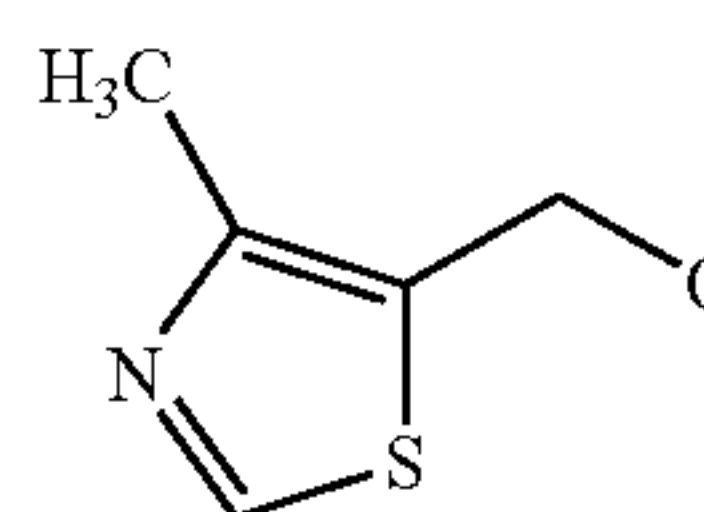
H or CH₃



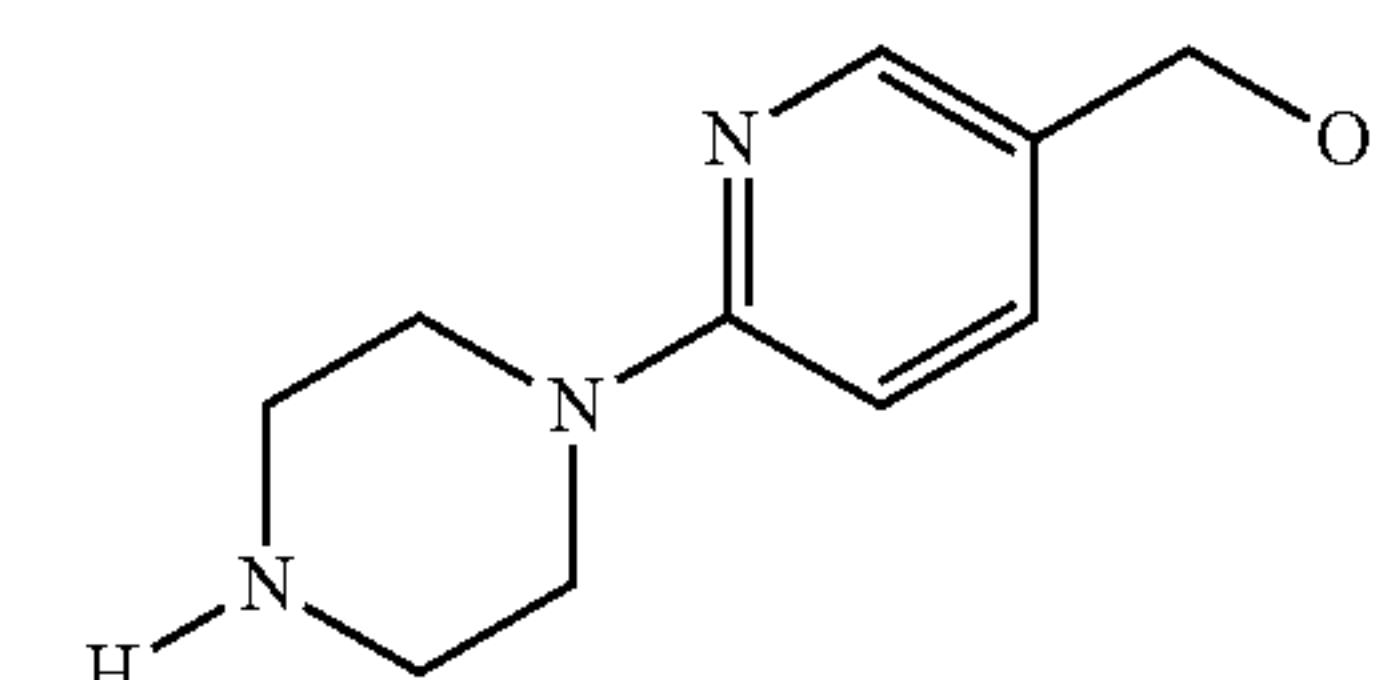
H or CH₃



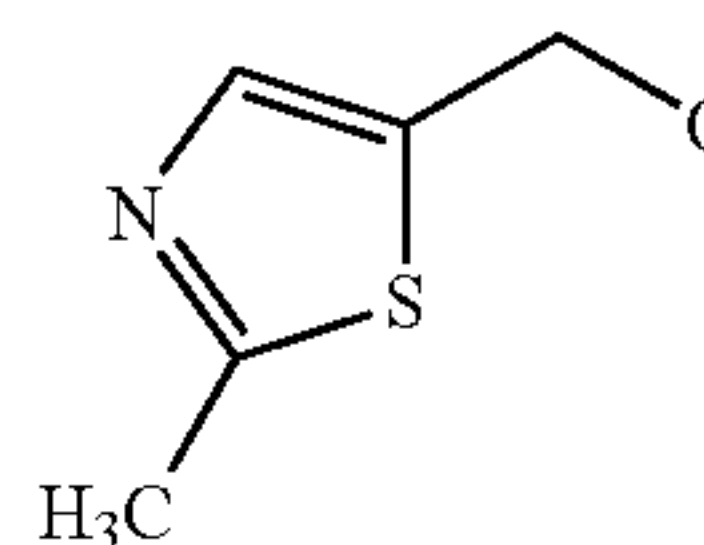
H or CH₃



H or CH₃



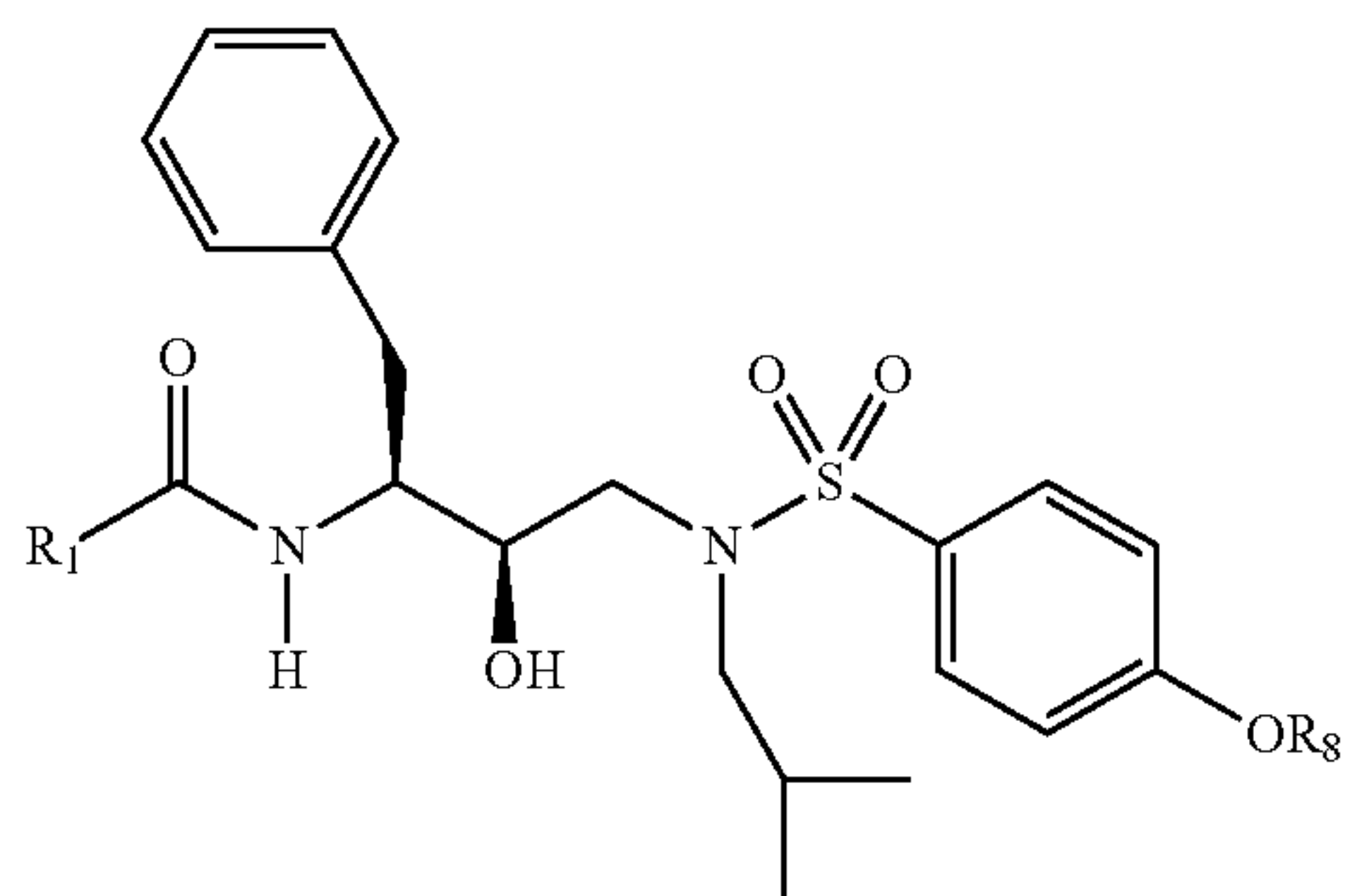
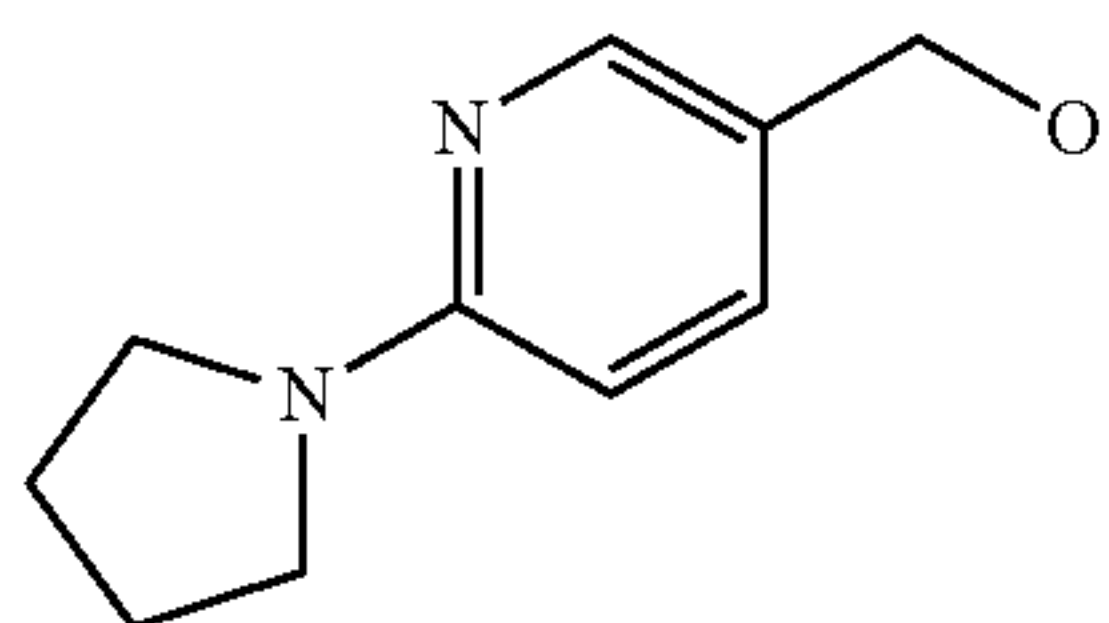
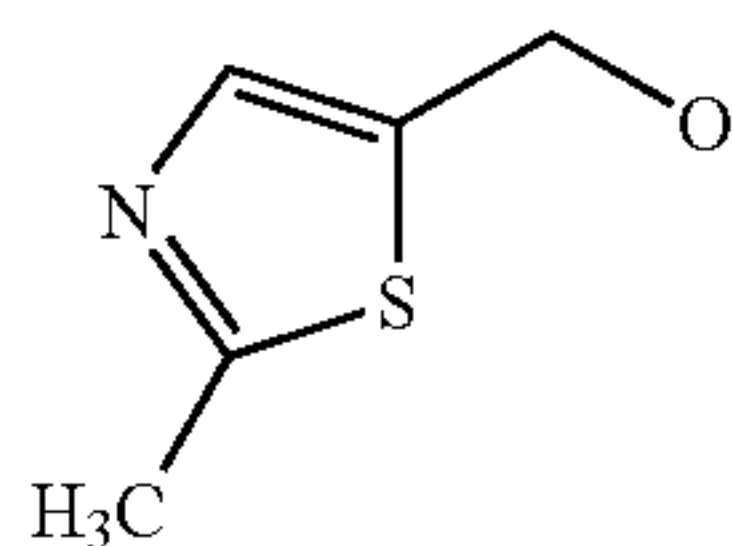
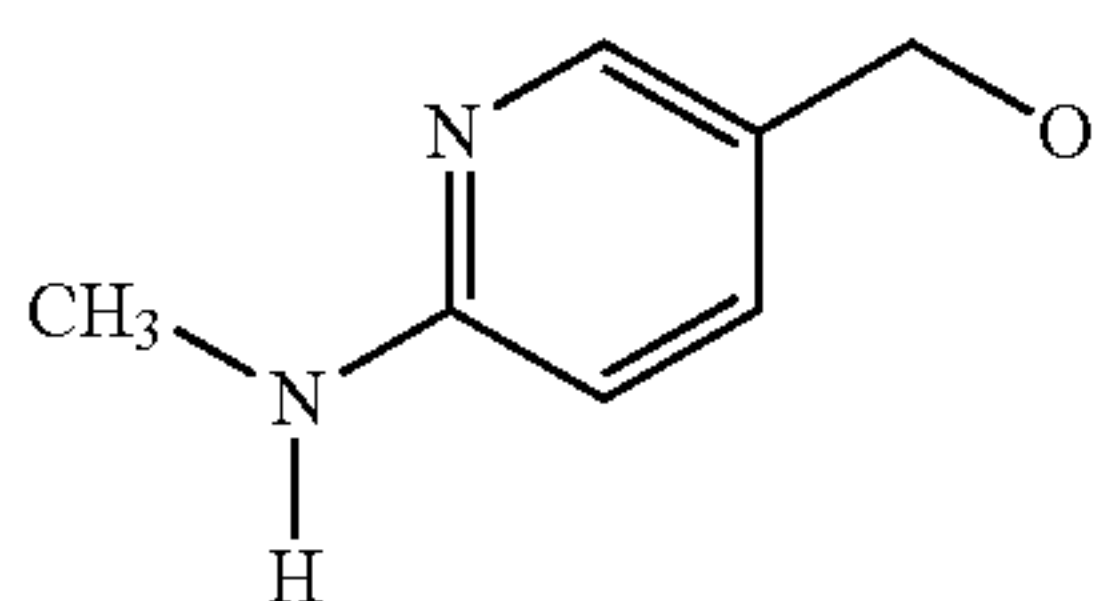
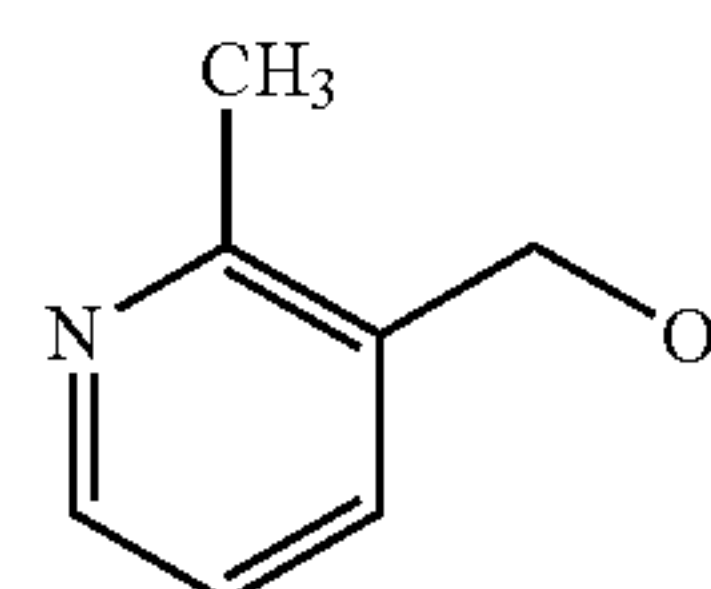
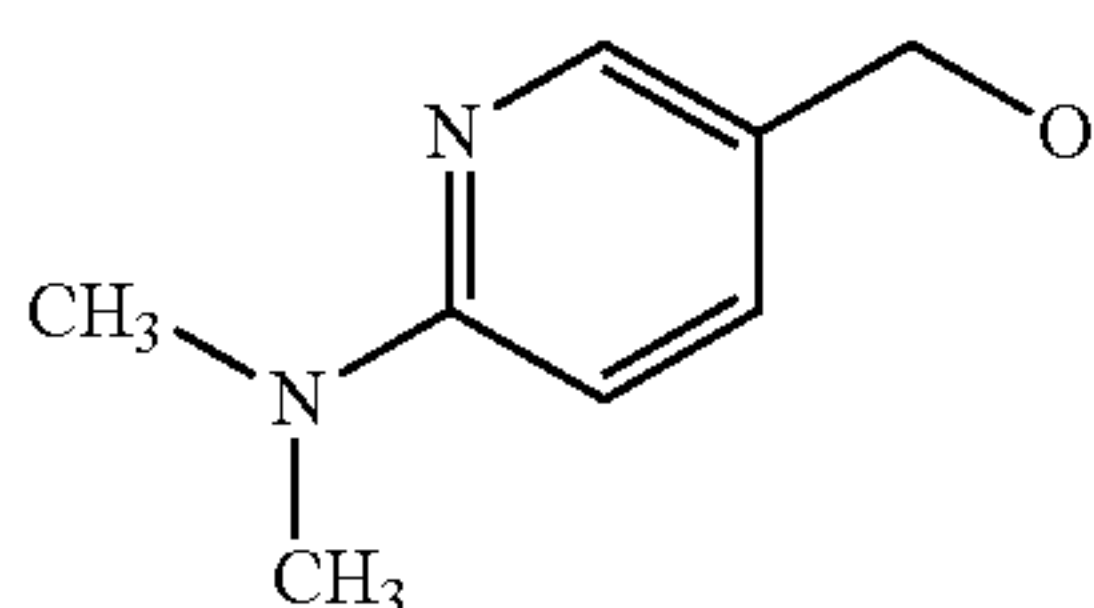
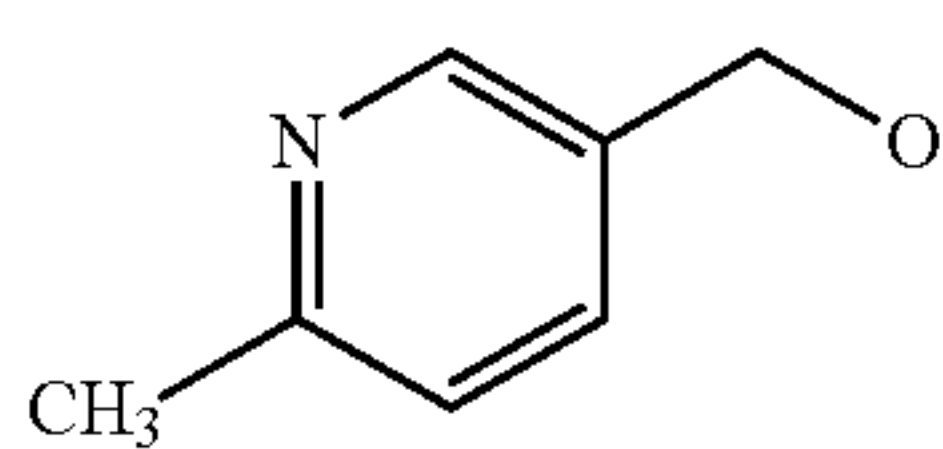
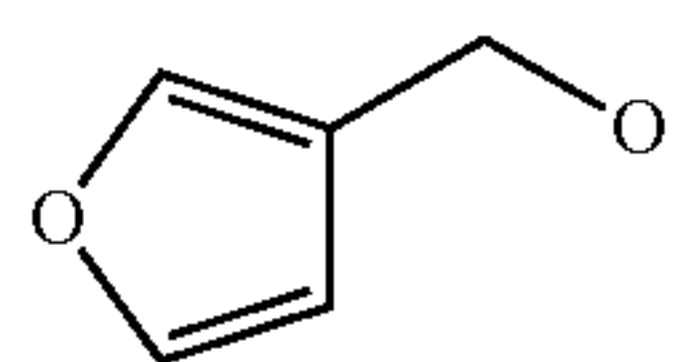
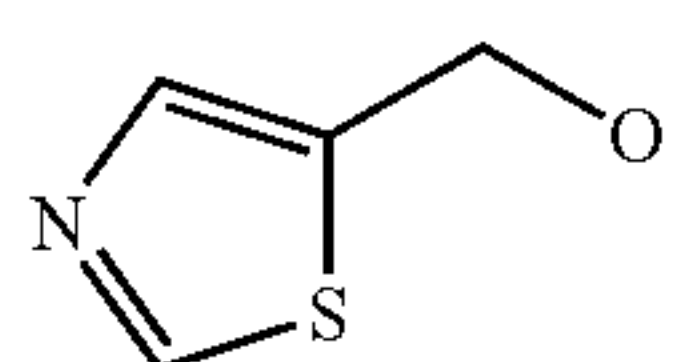
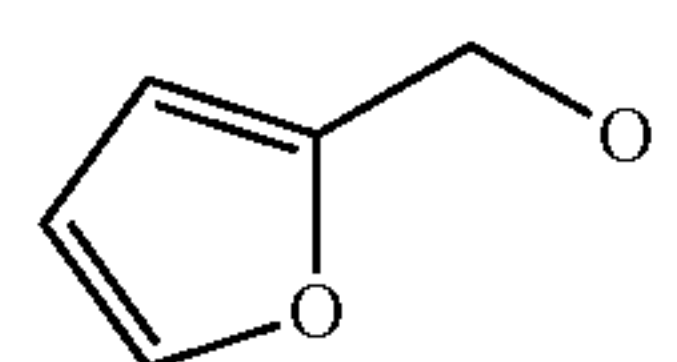
H or CH₃



H or CH₃

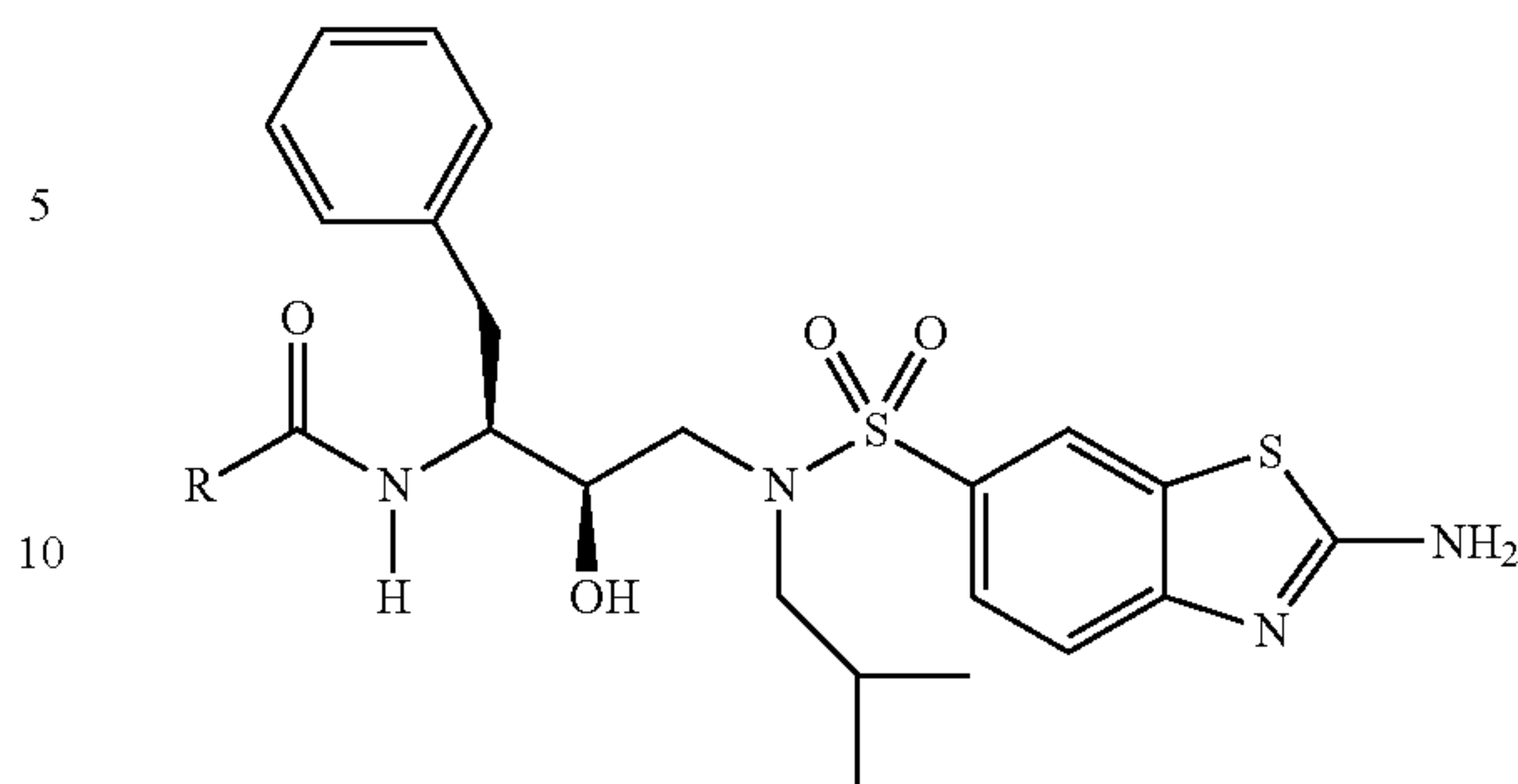
135

TABLE 16-continued

R₁R₈H or CH₃H or CH₃H or CH₃H or CH₃H or CH₃H or CH₃H or CH₃H or CH₃H or CH₃

136

TABLE 16A

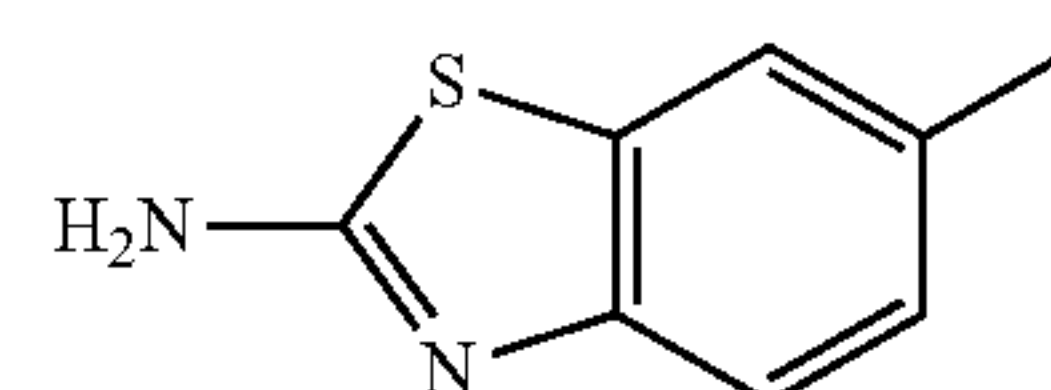
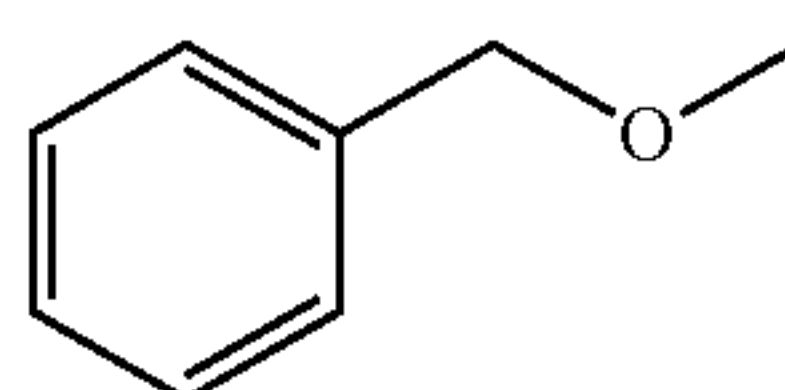


5

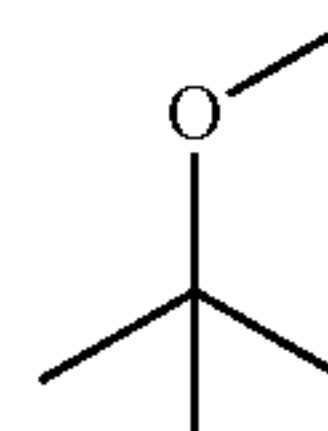
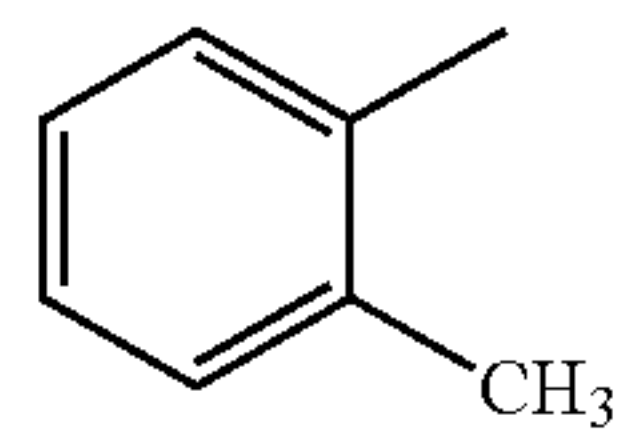
10

15

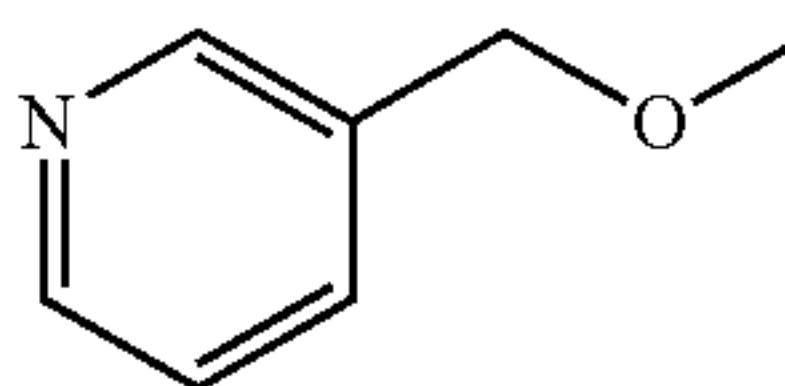
R



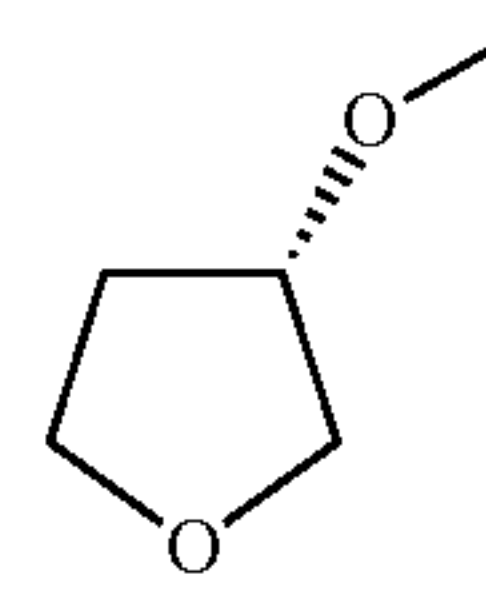
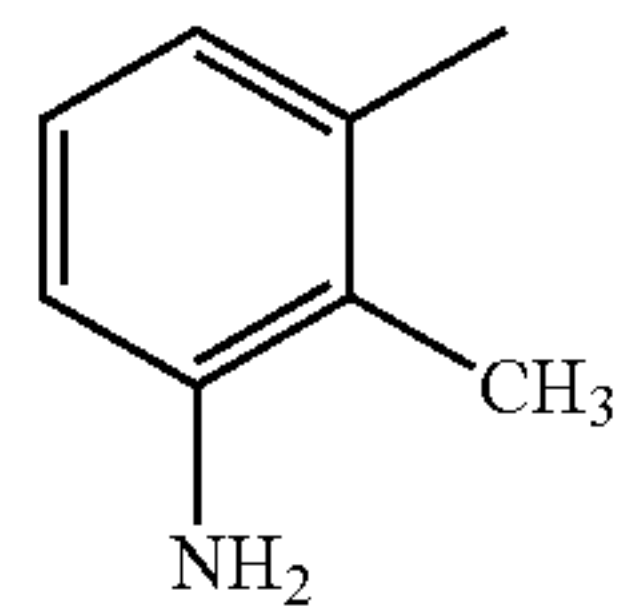
20



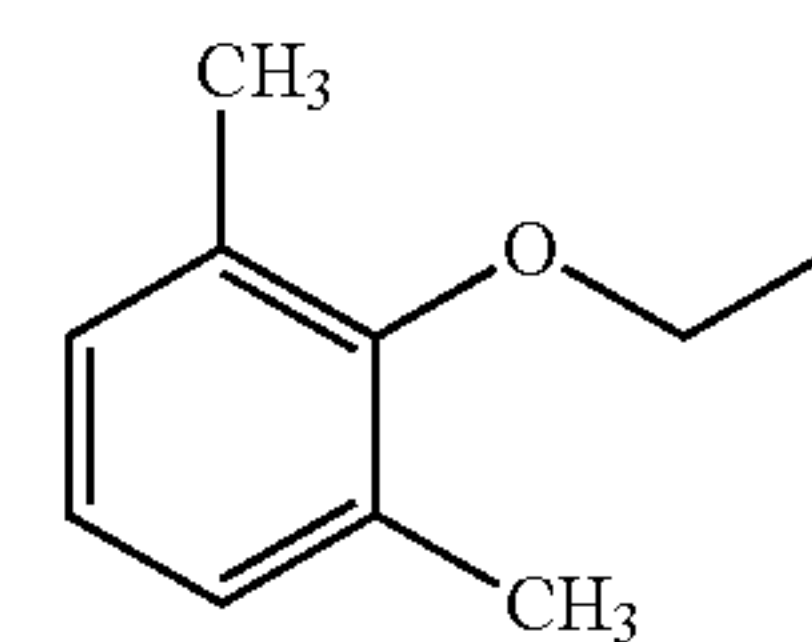
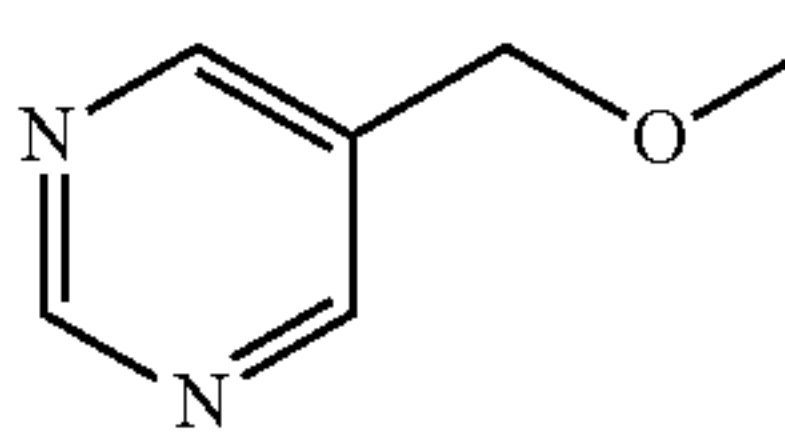
25



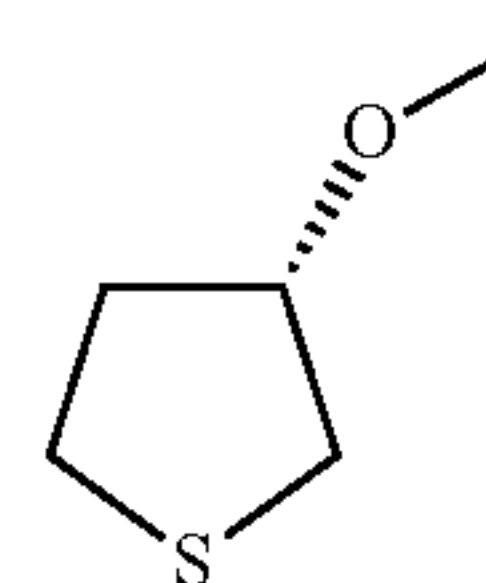
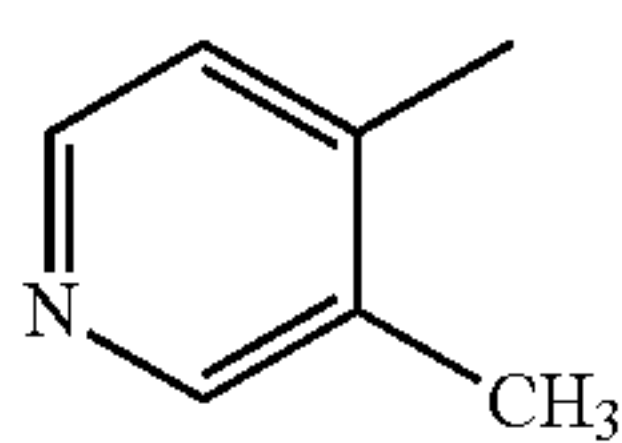
30



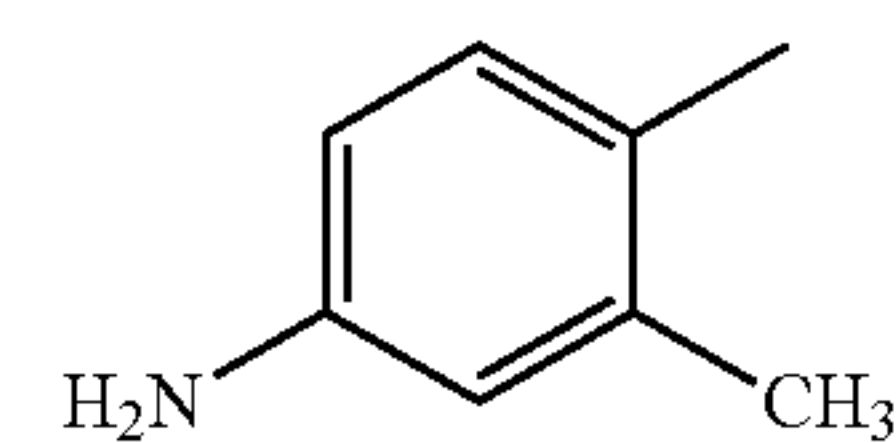
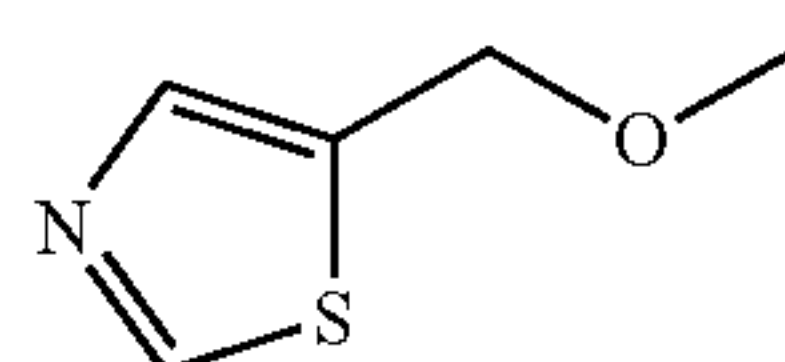
35



40

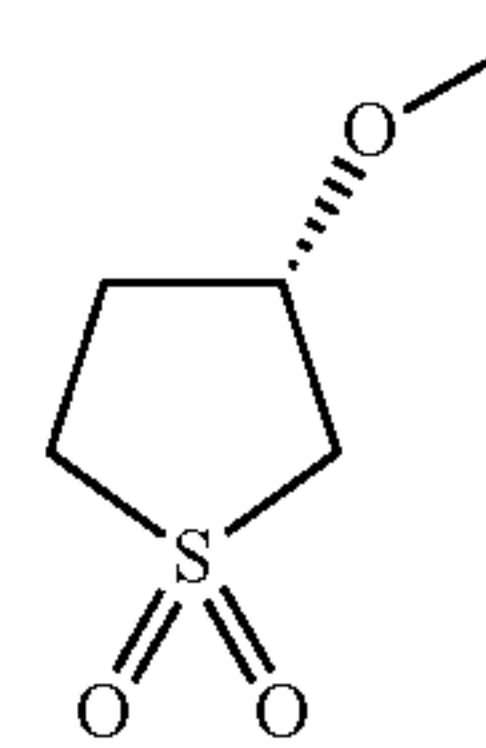
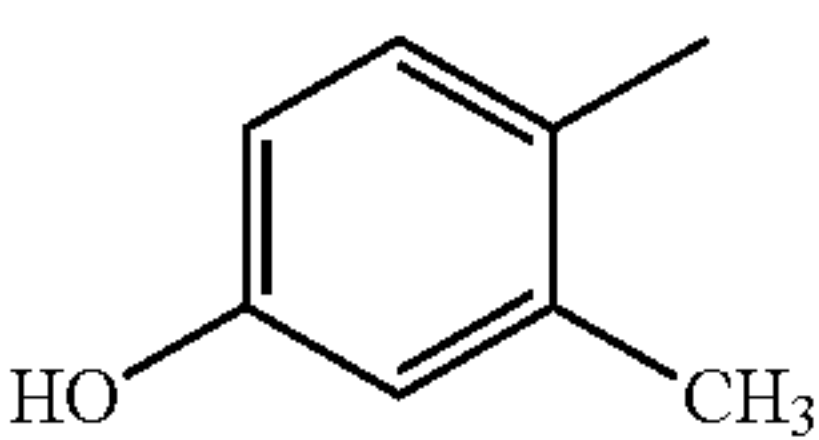


45

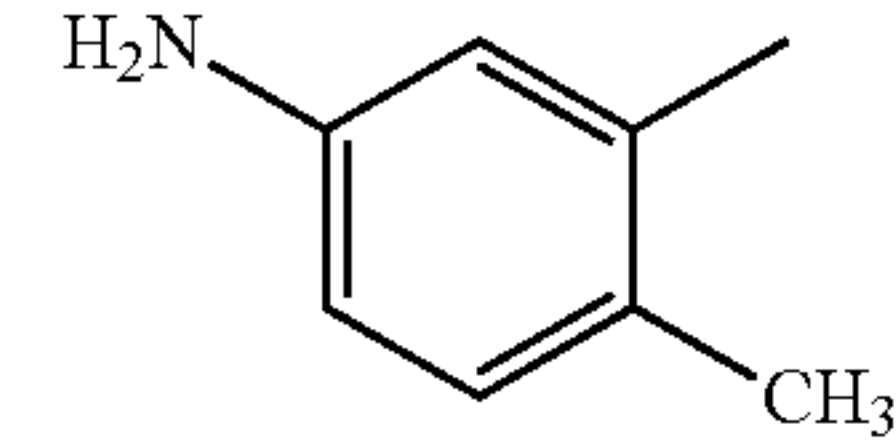
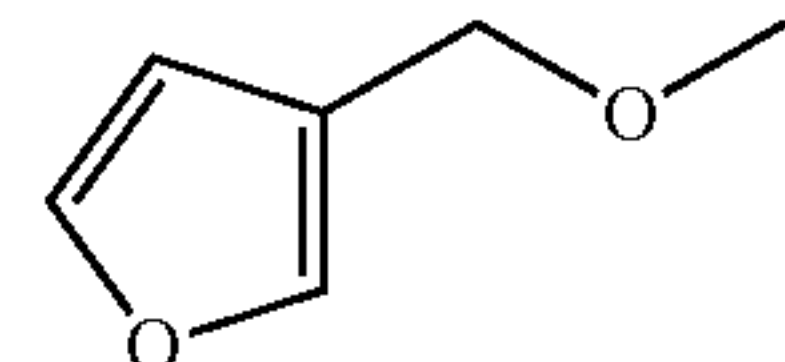


50

55



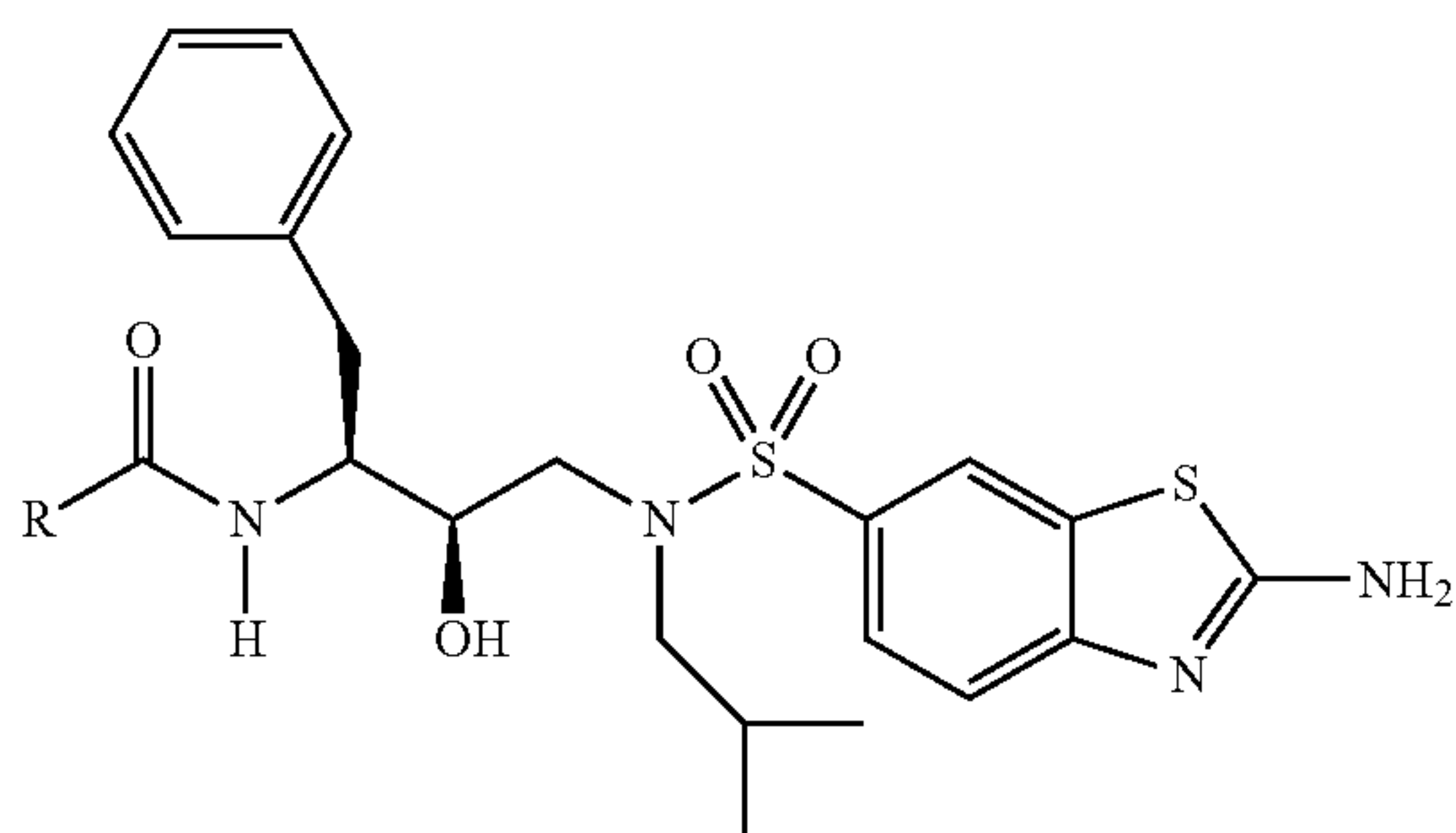
60



65

137

TABLE 16A-continued



R

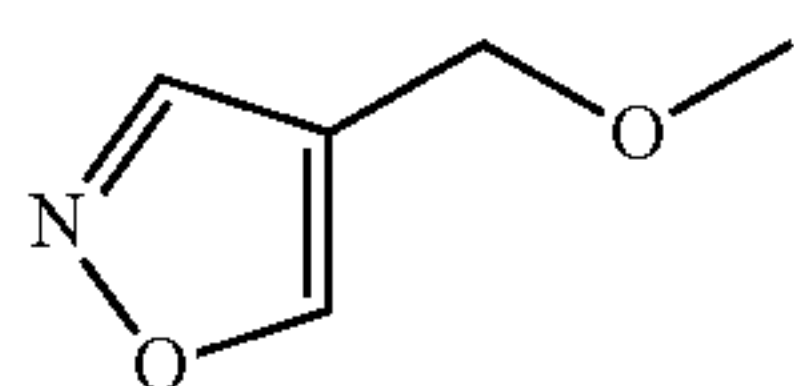
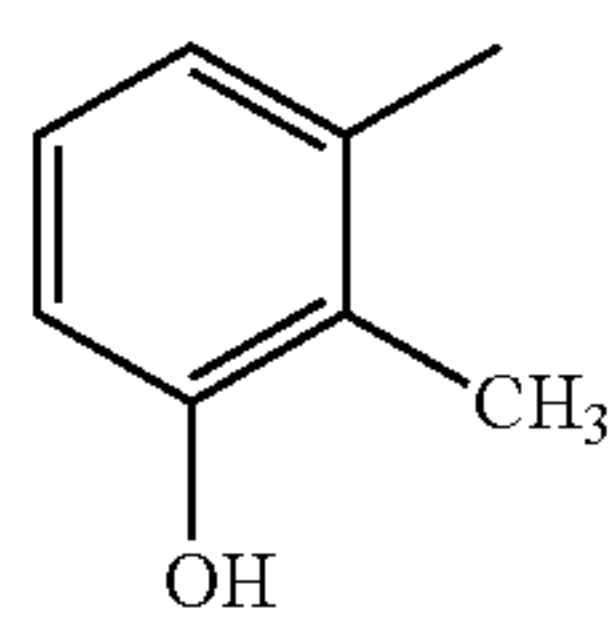
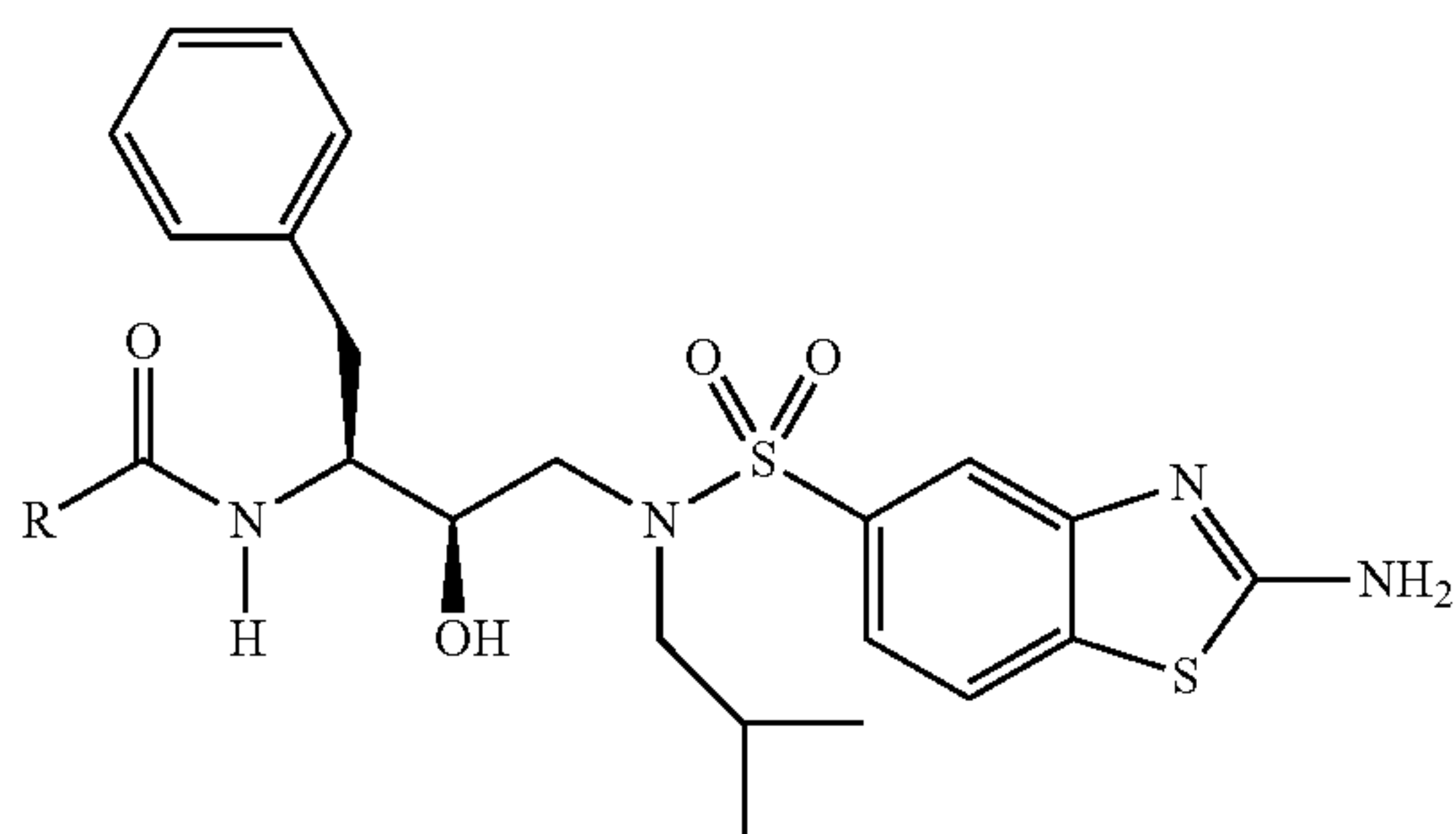
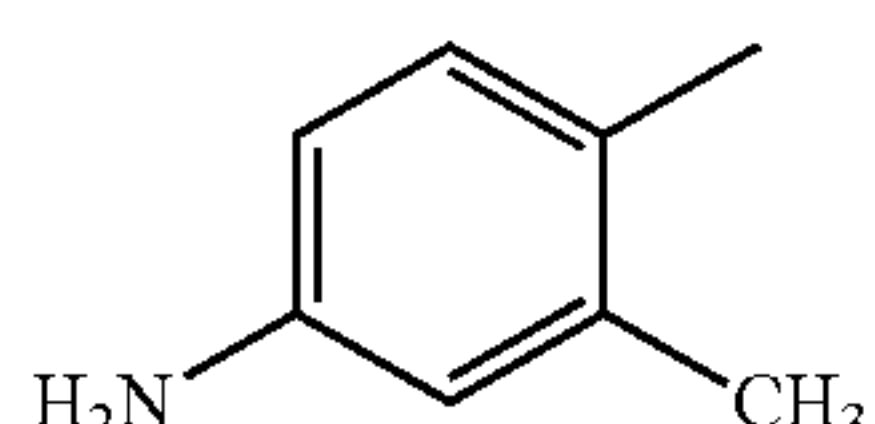
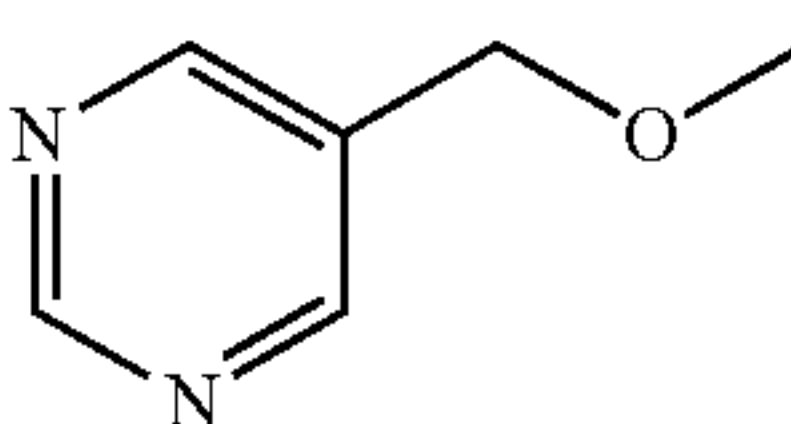
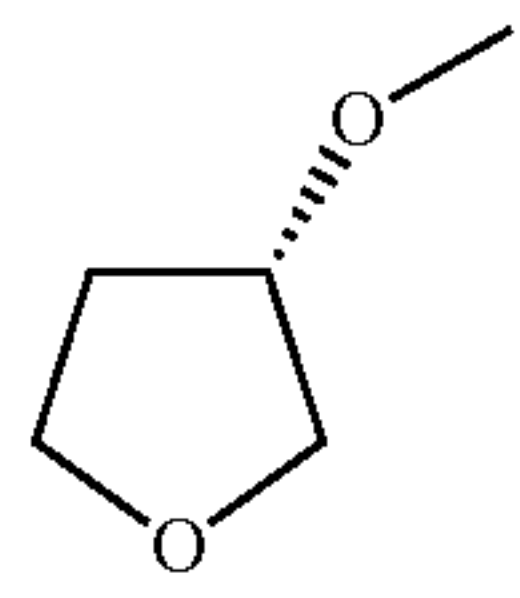
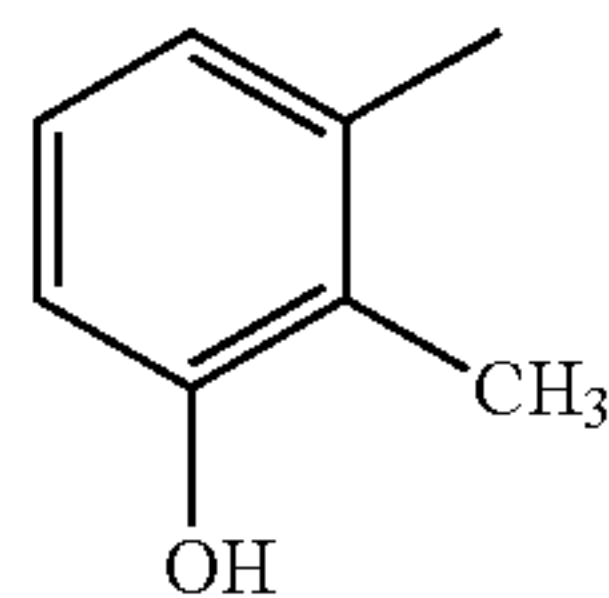
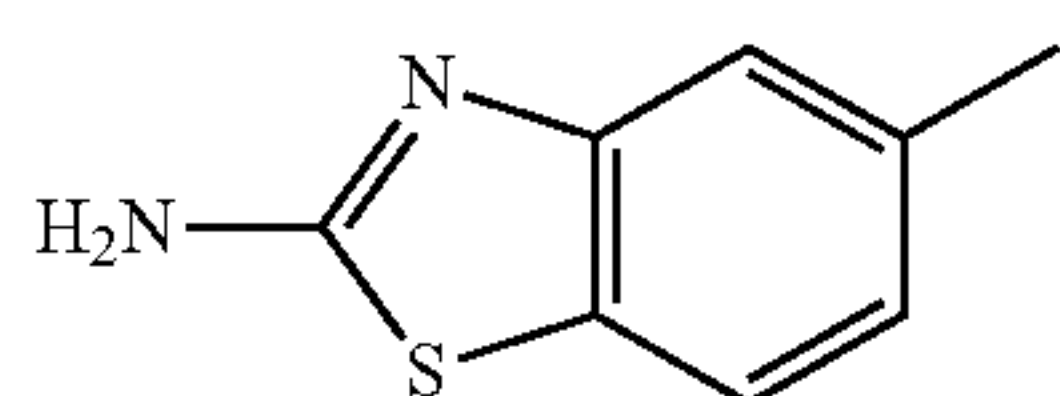
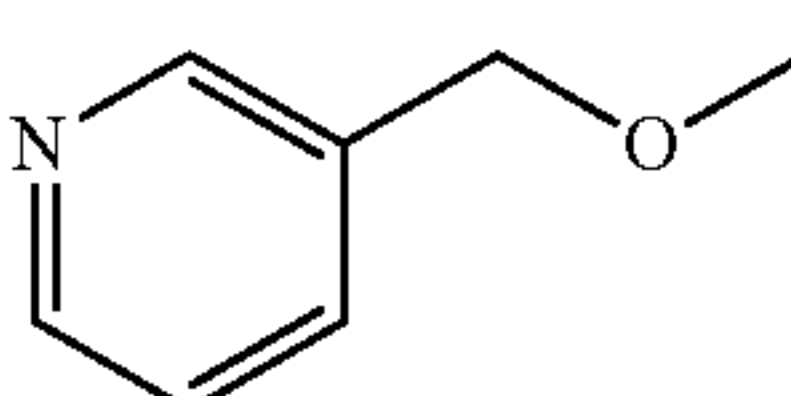
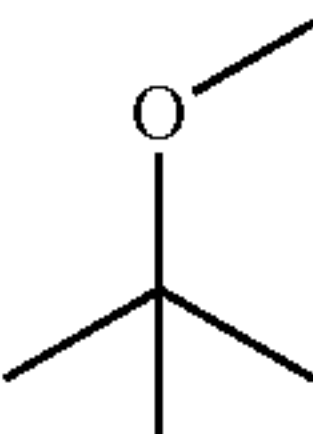
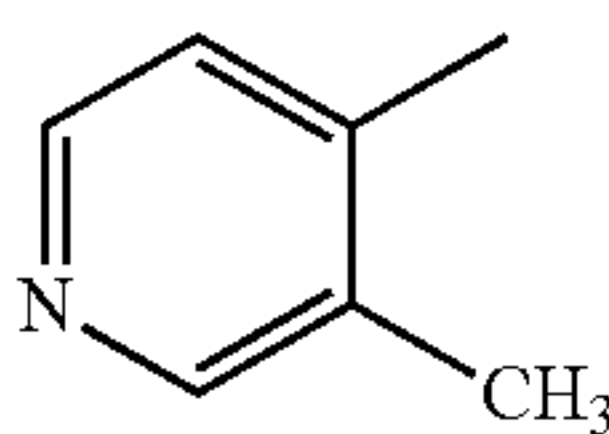
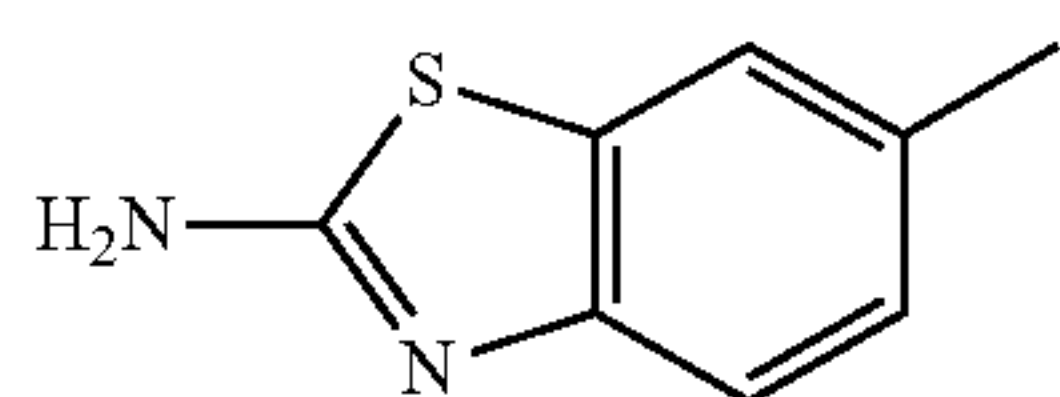
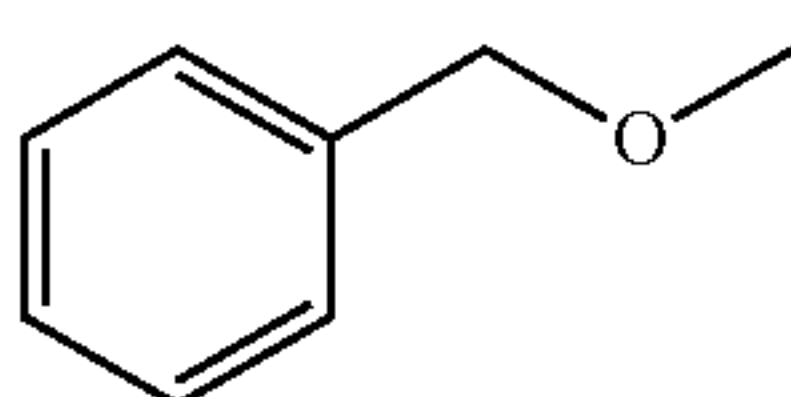


TABLE 16B

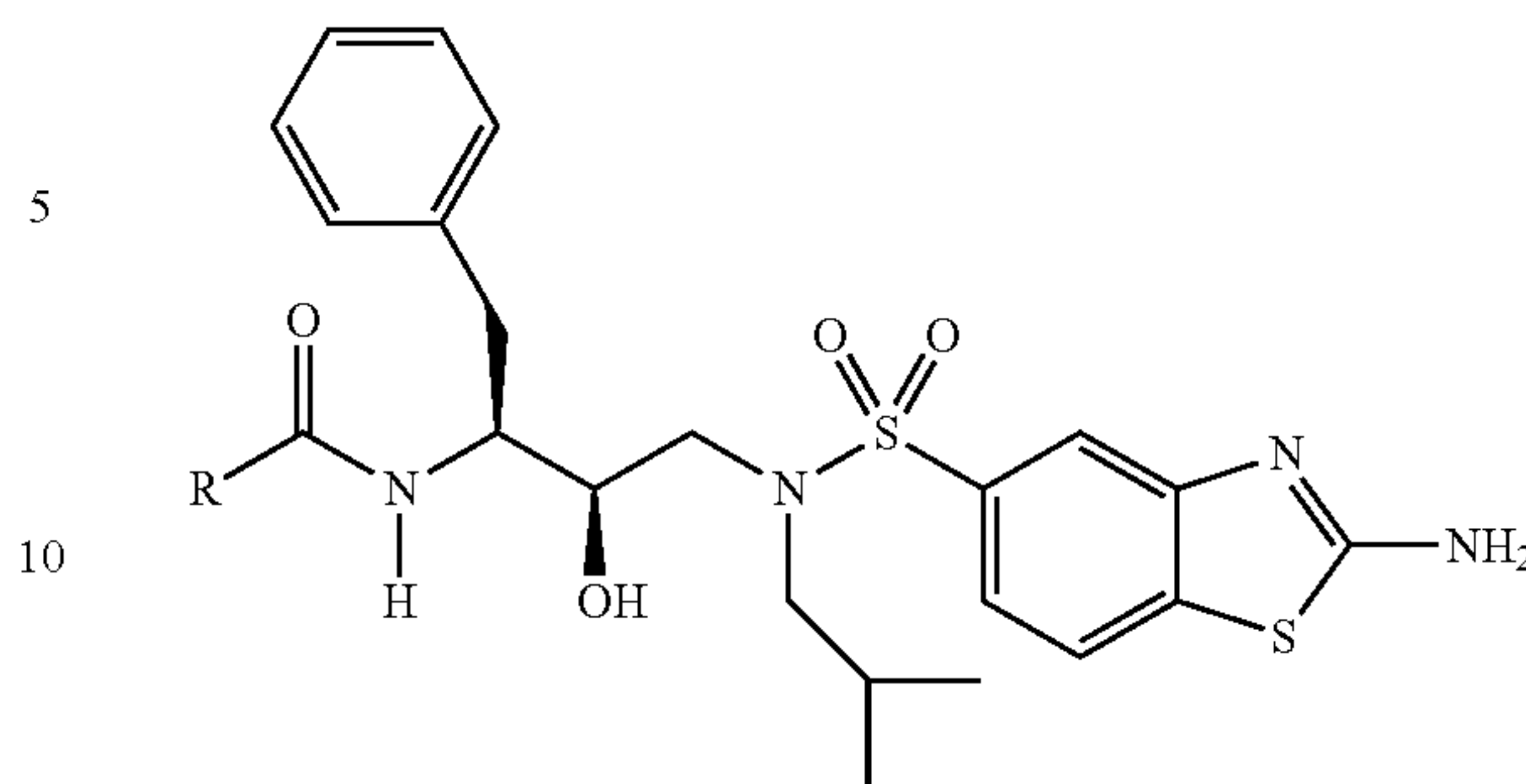


R



138

TABLE 16B-continued



R

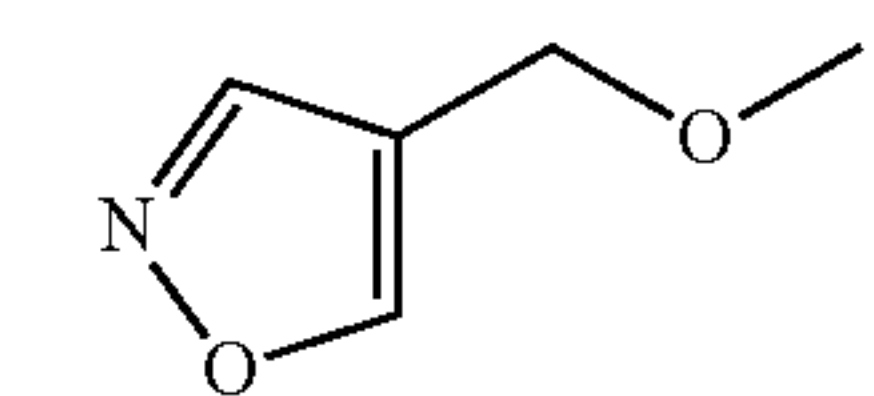
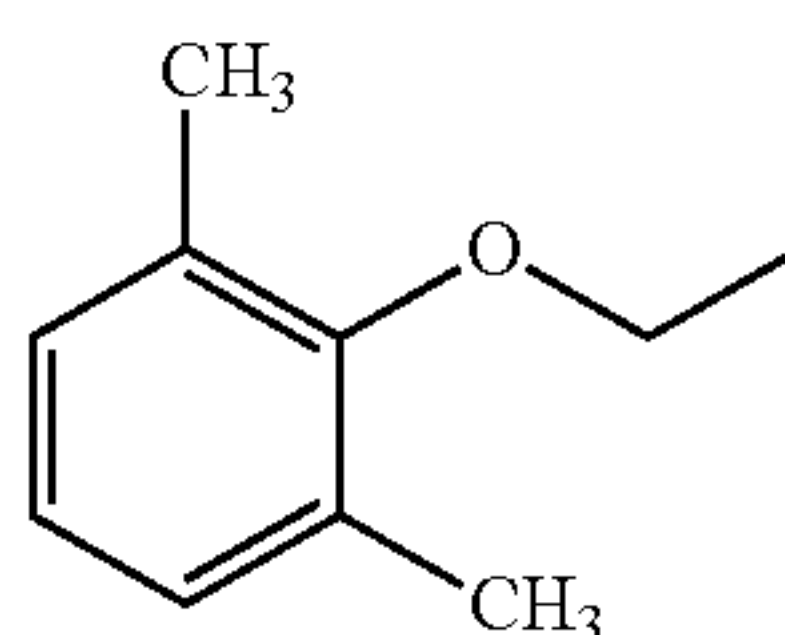
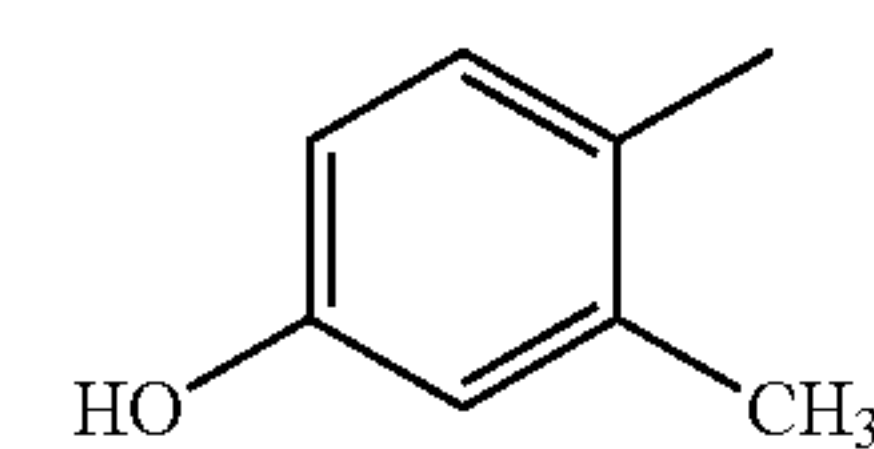
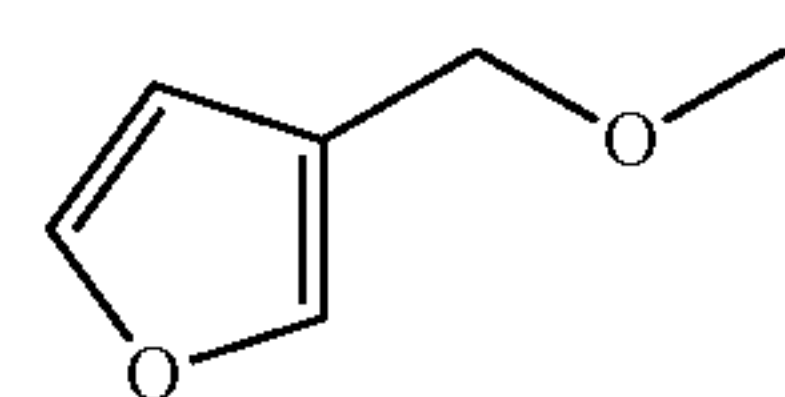
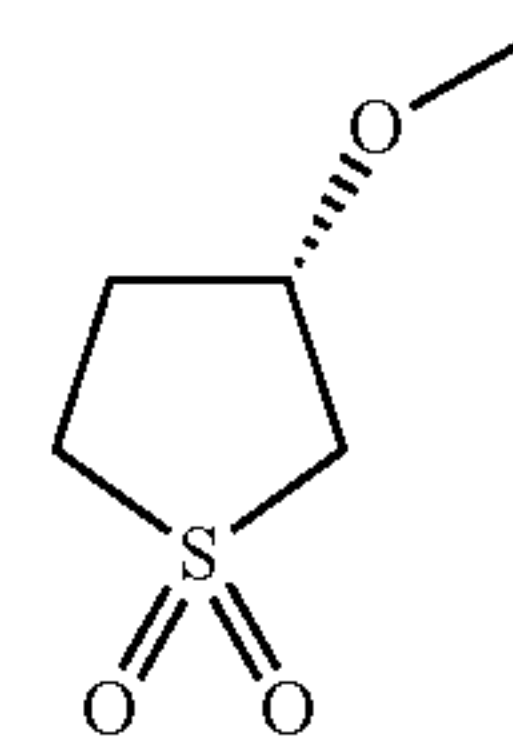
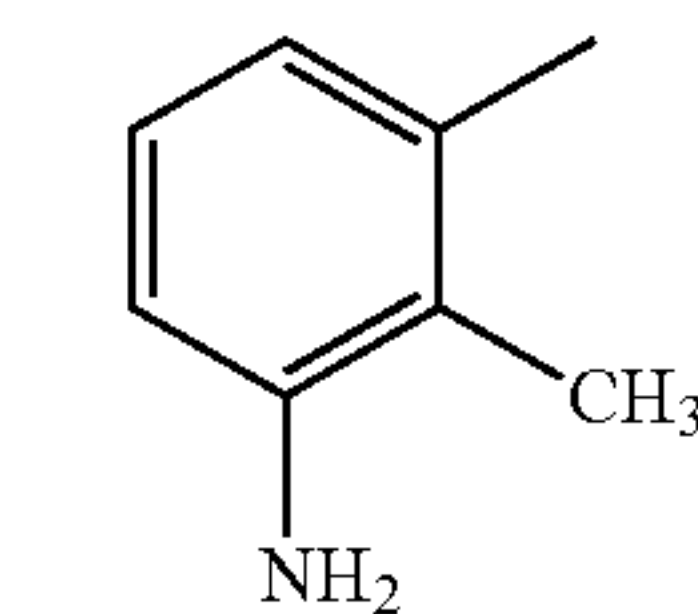
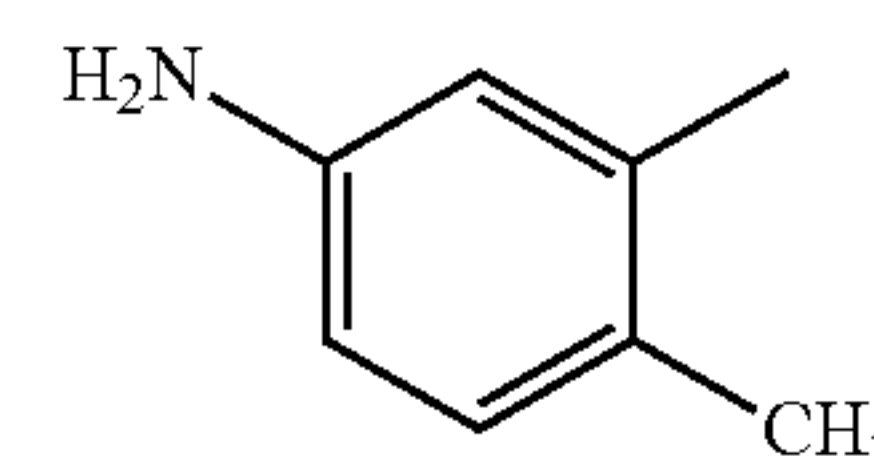
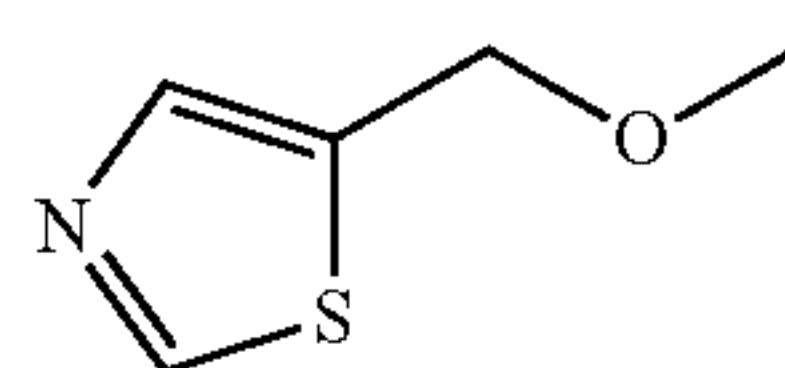
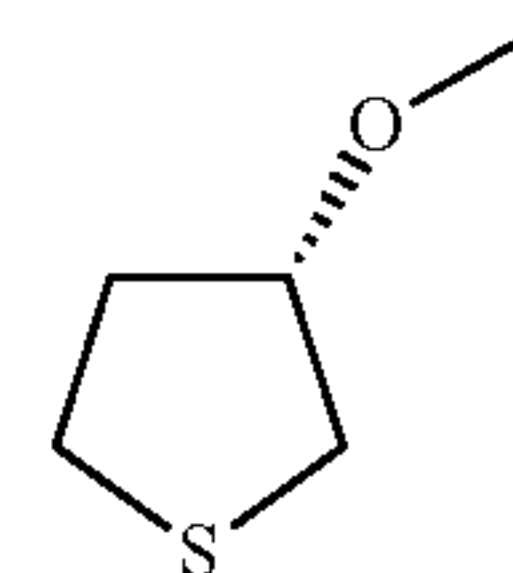
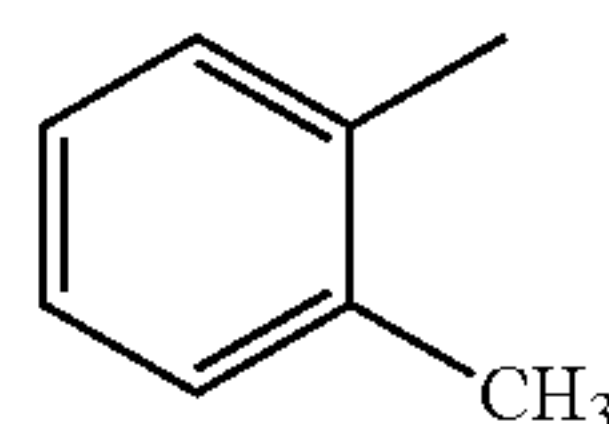
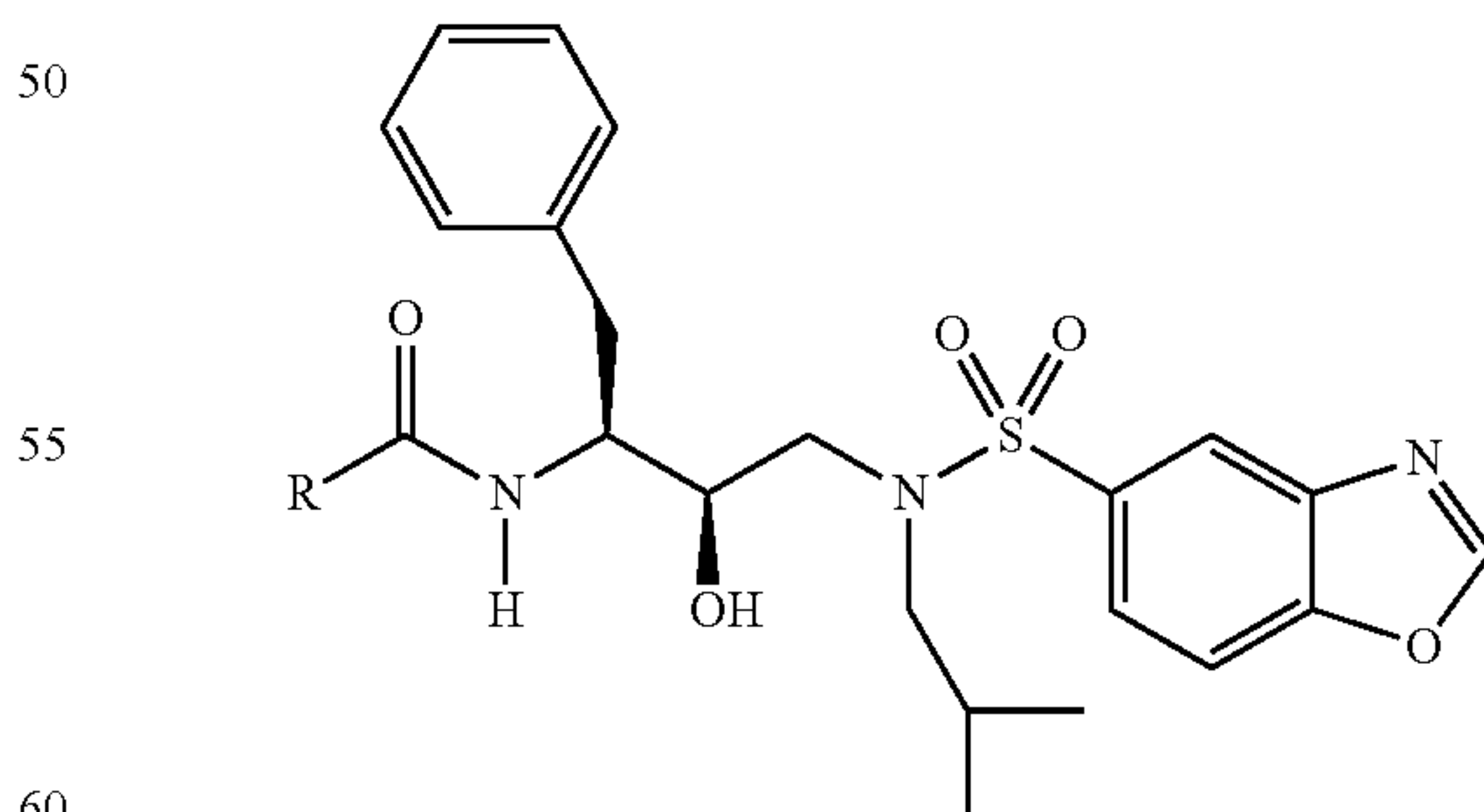
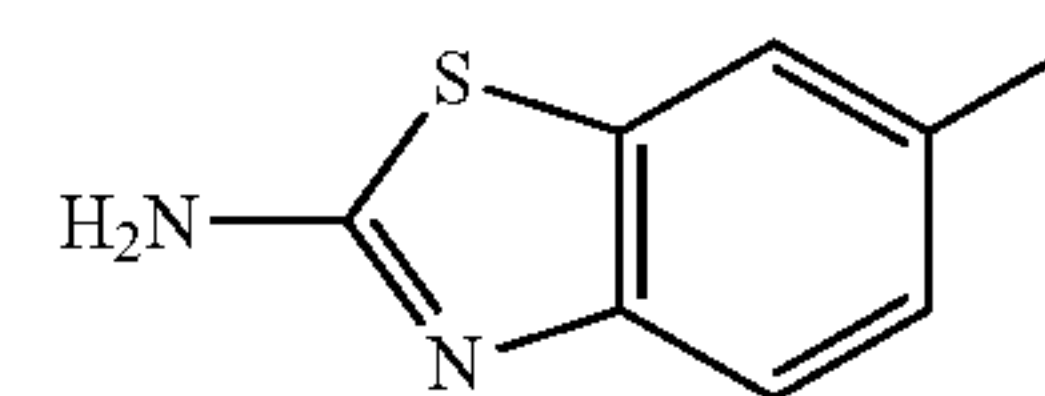
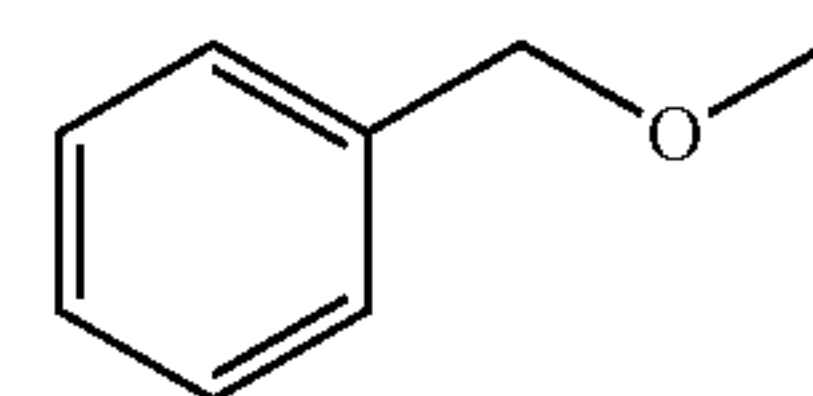


TABLE 16C

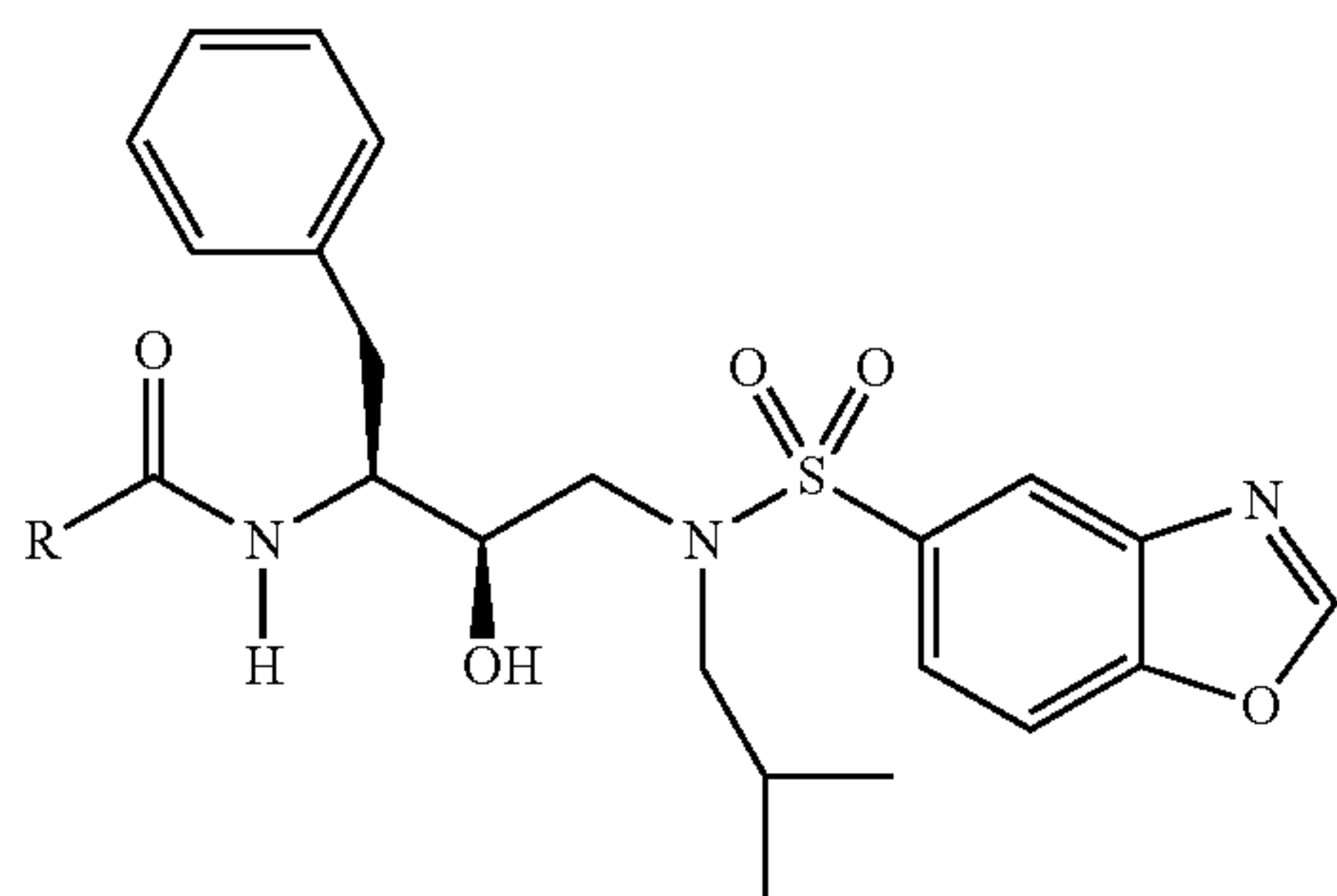


R



139

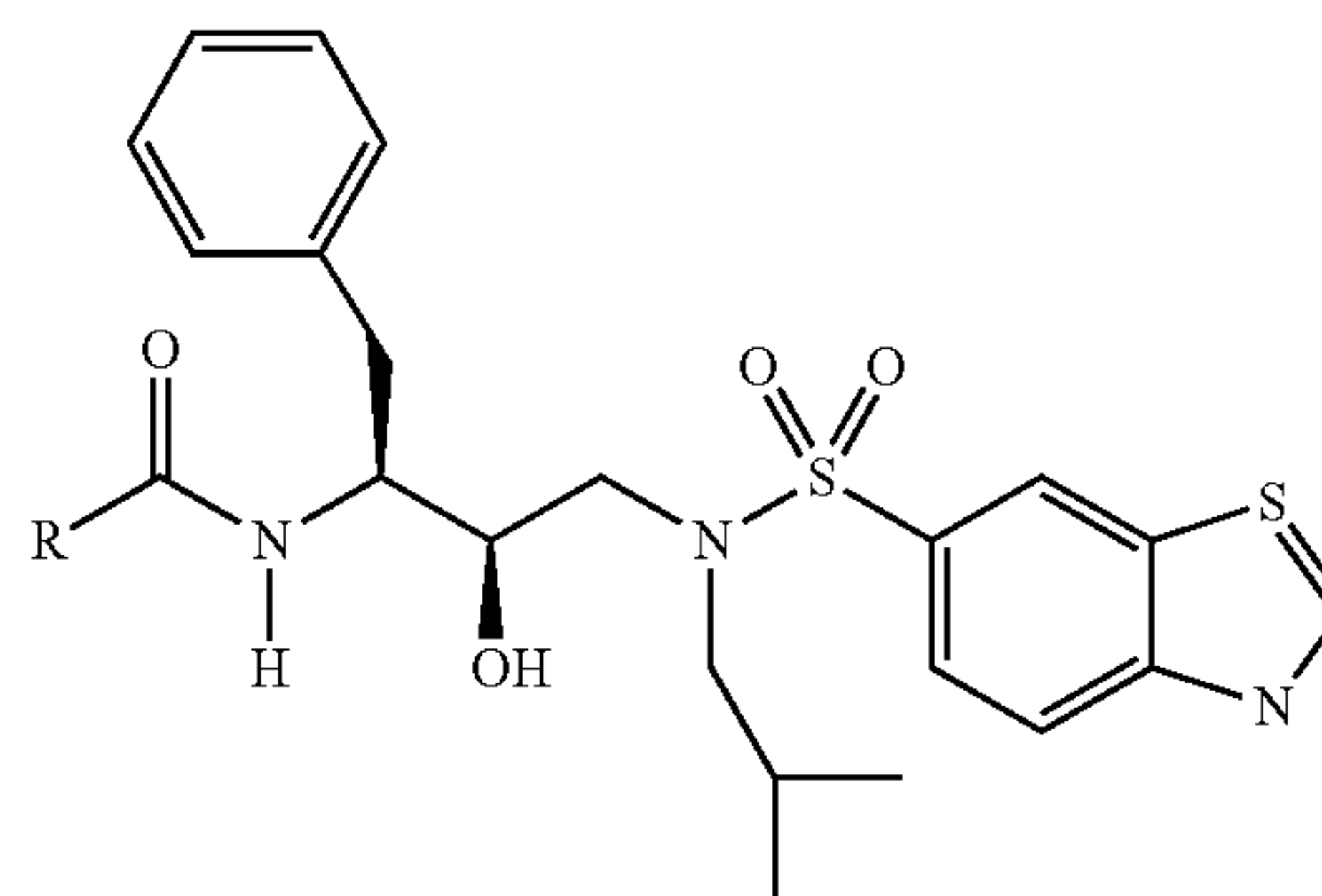
TABLE 16C-continued



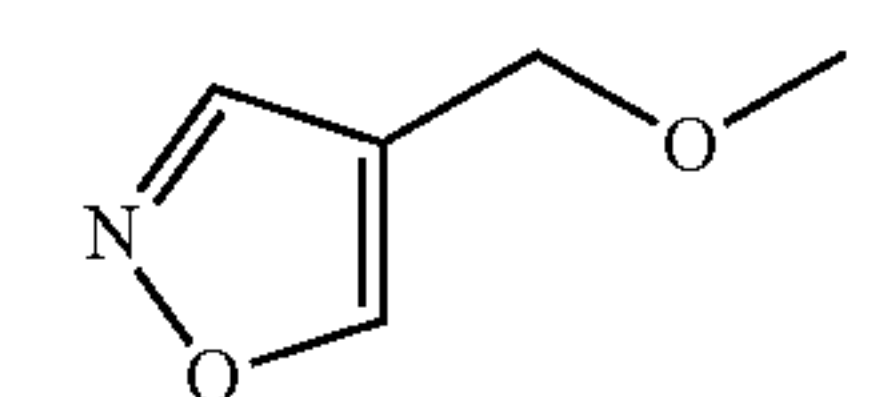
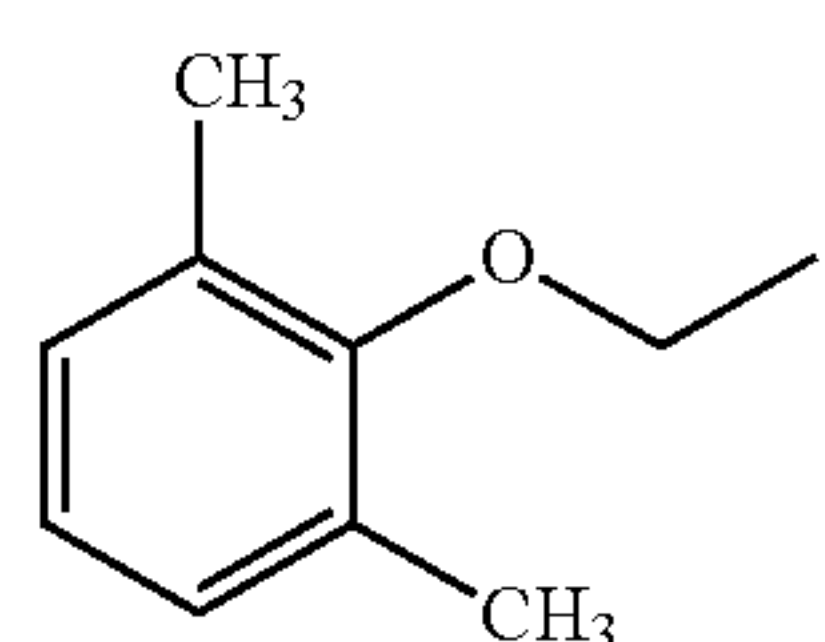
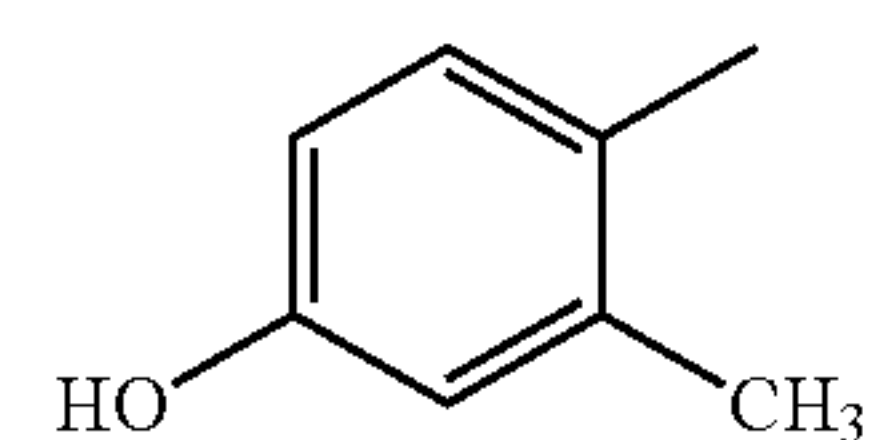
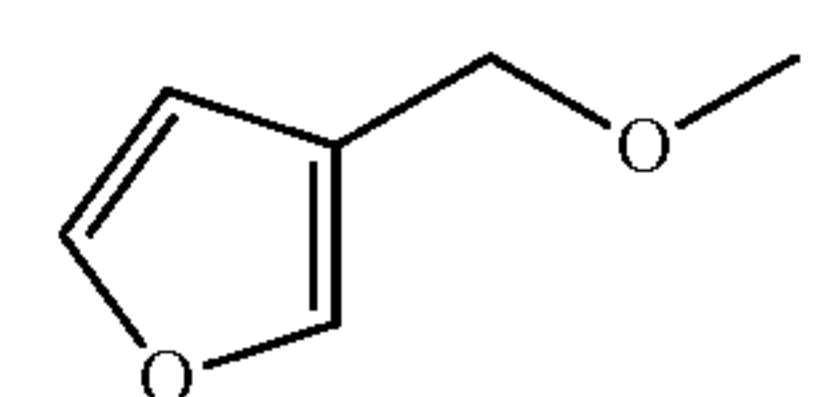
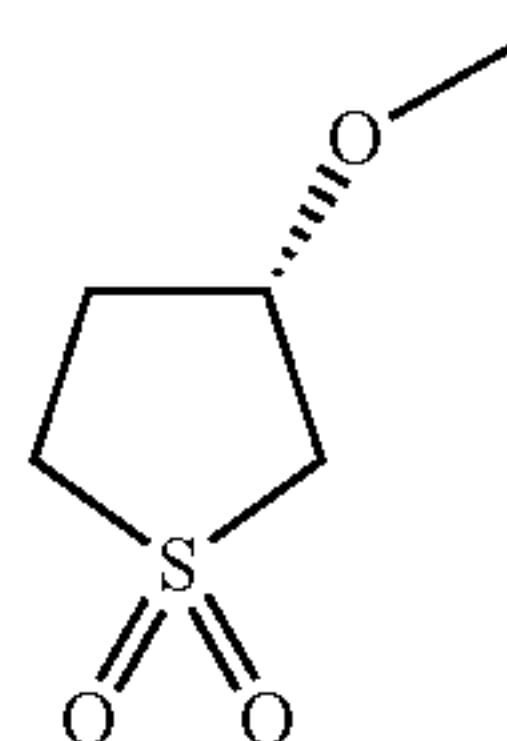
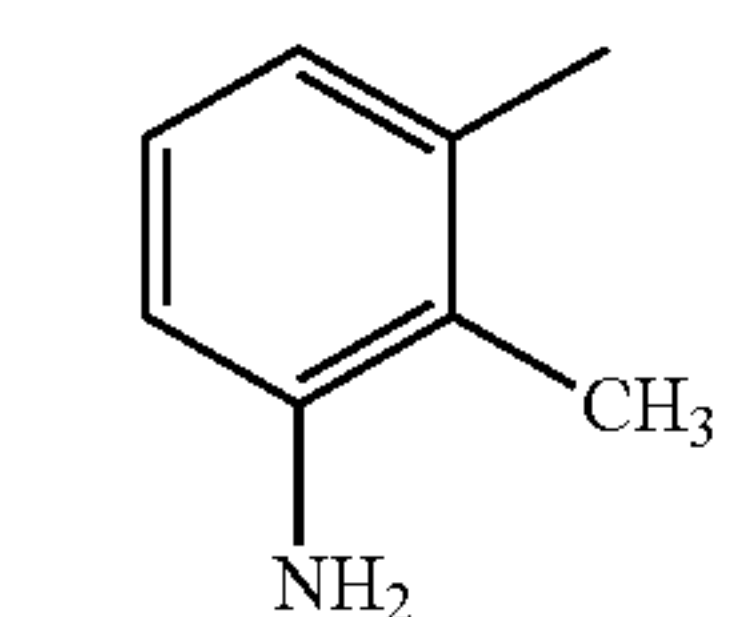
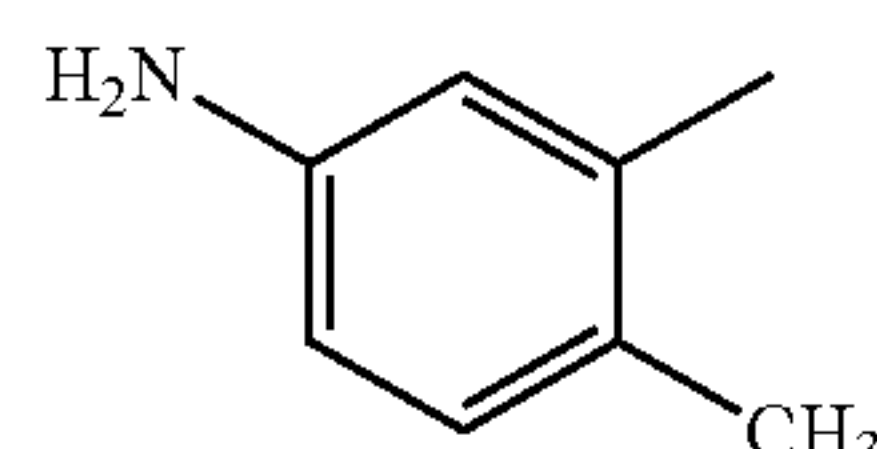
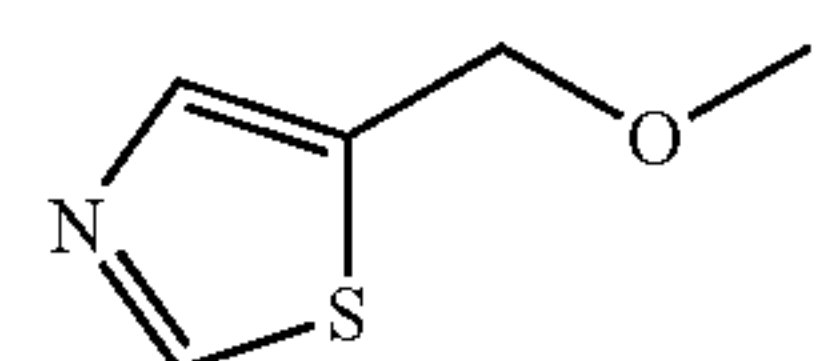
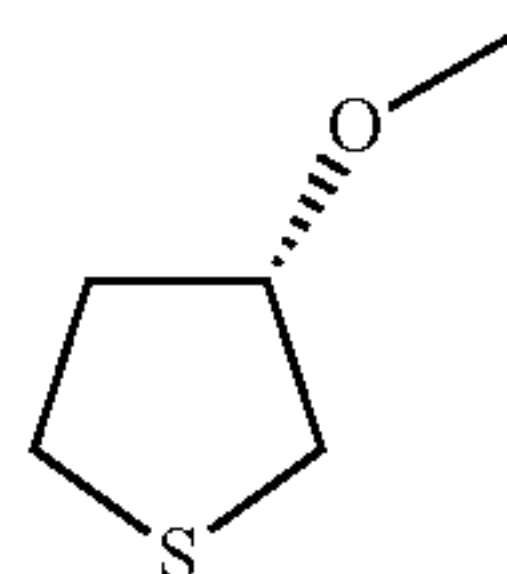
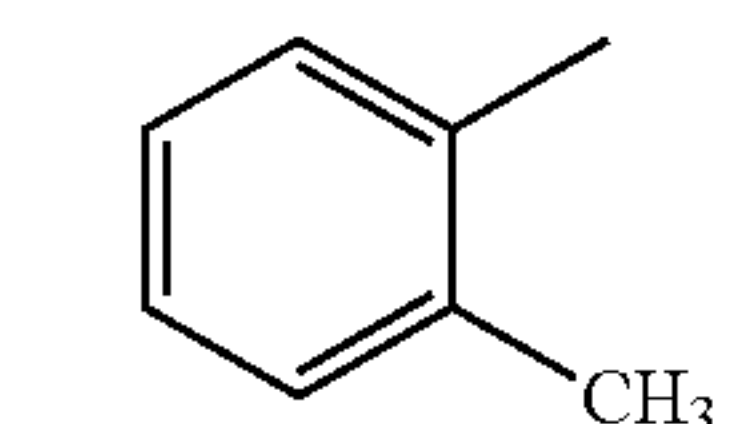
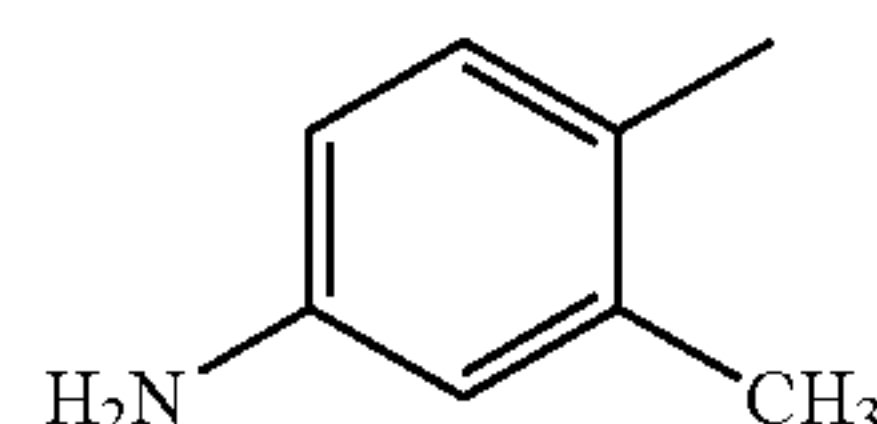
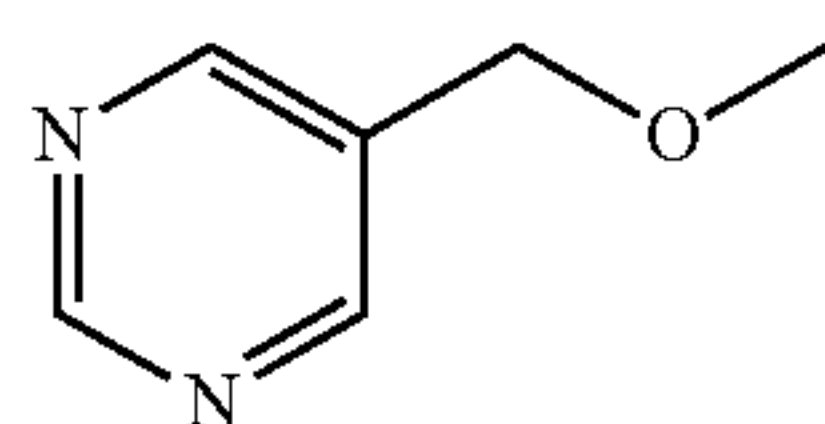
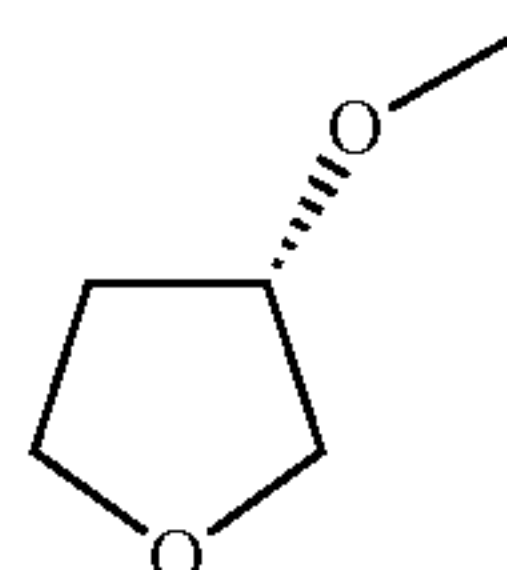
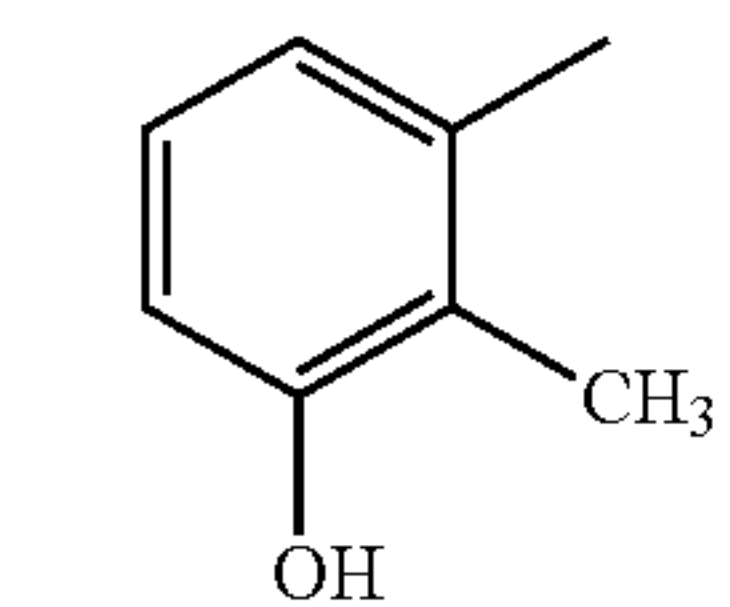
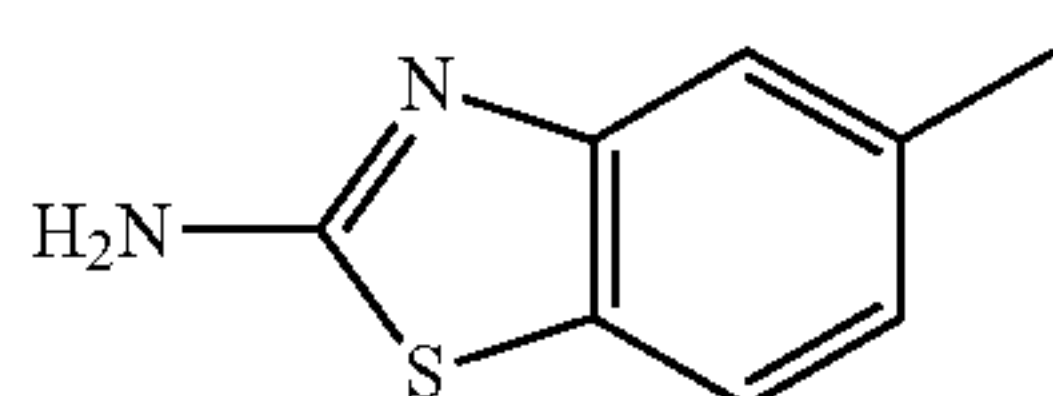
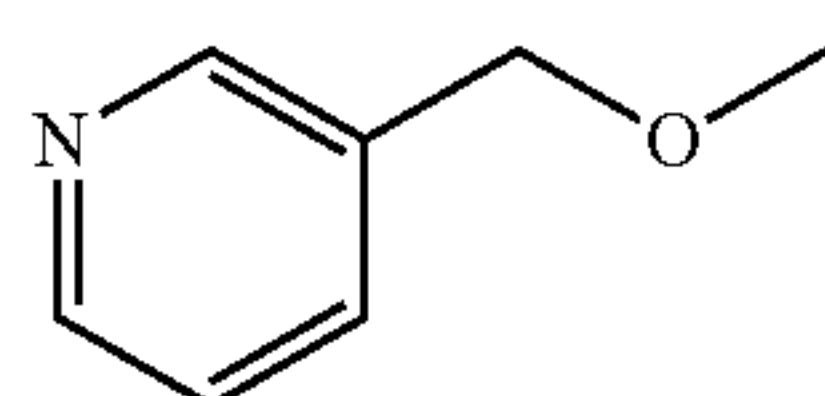
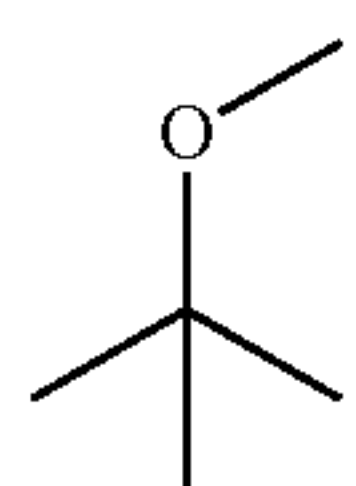
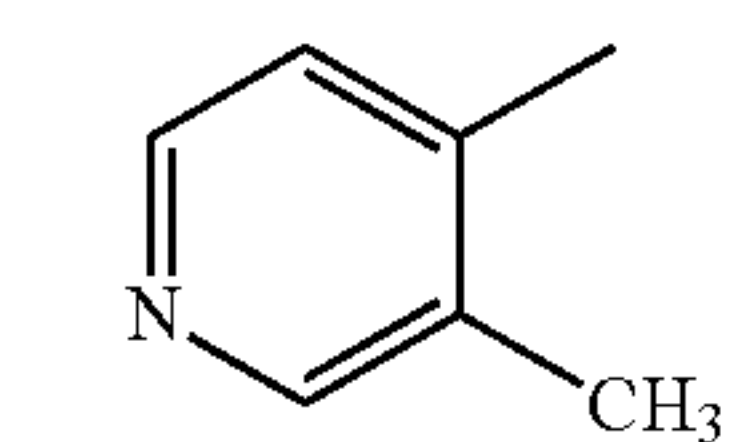
R

140

TABLE 16D



R



5

10

15

20

25

30

35

40

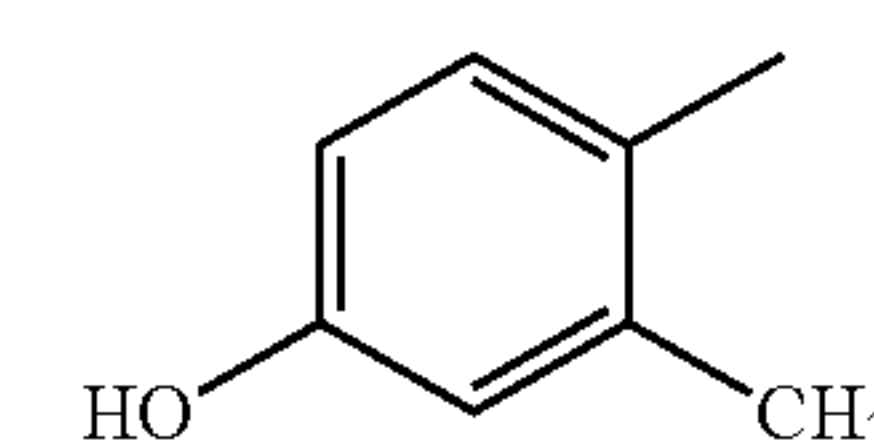
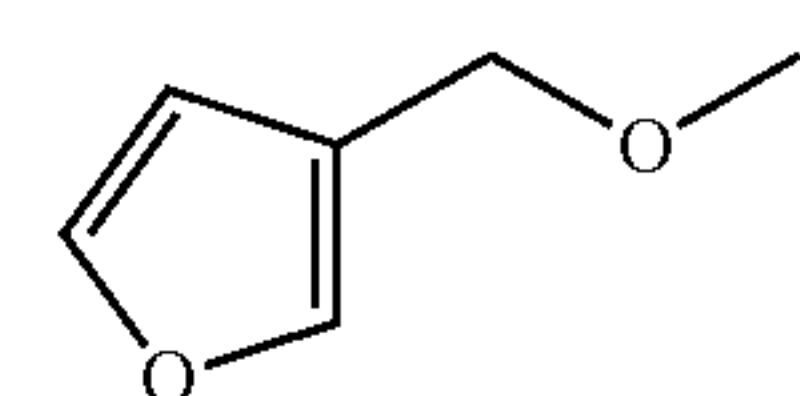
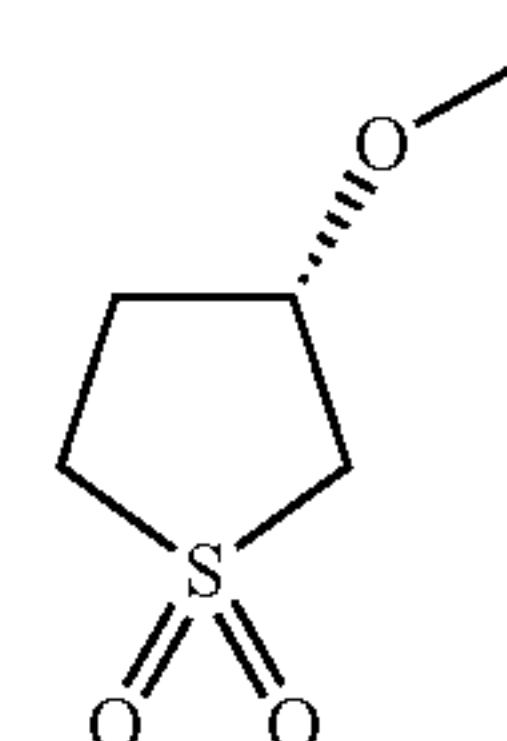
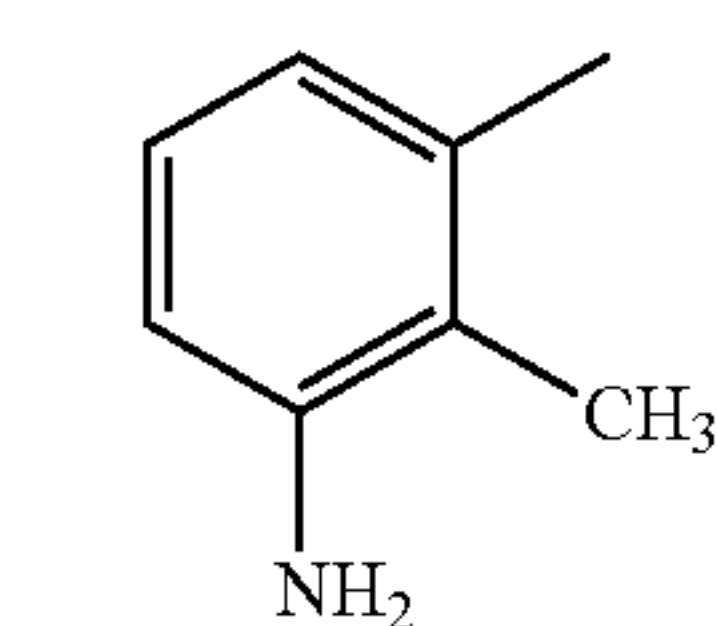
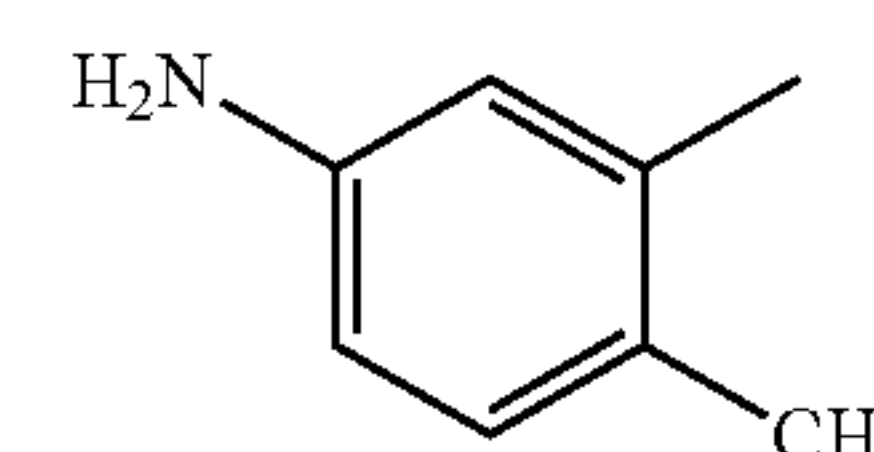
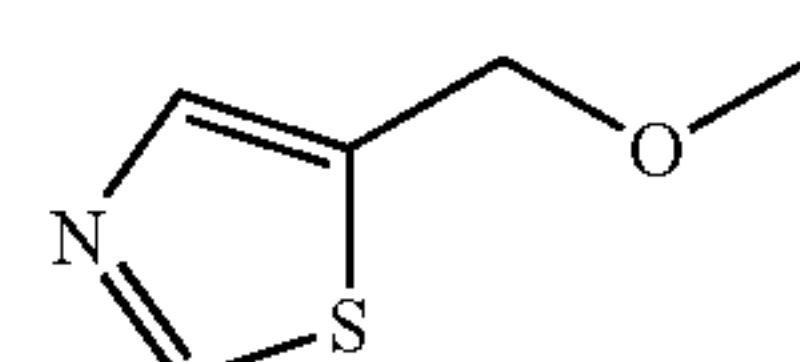
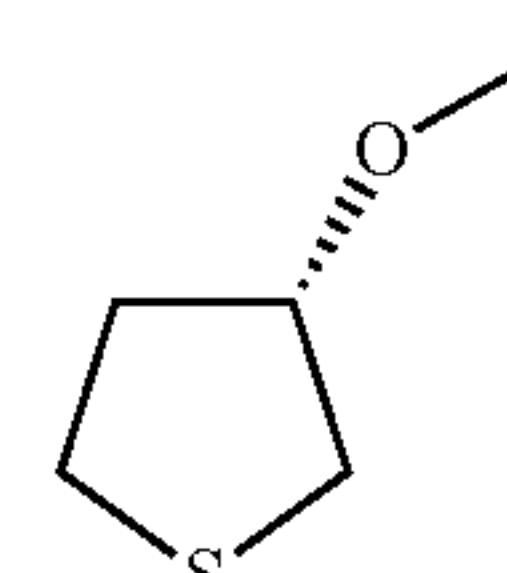
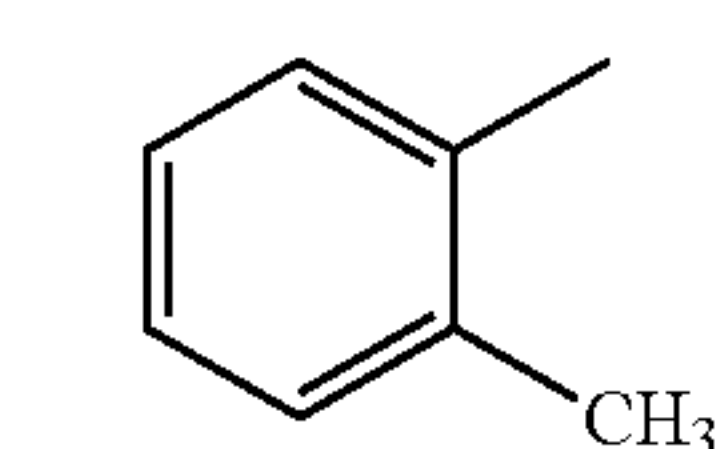
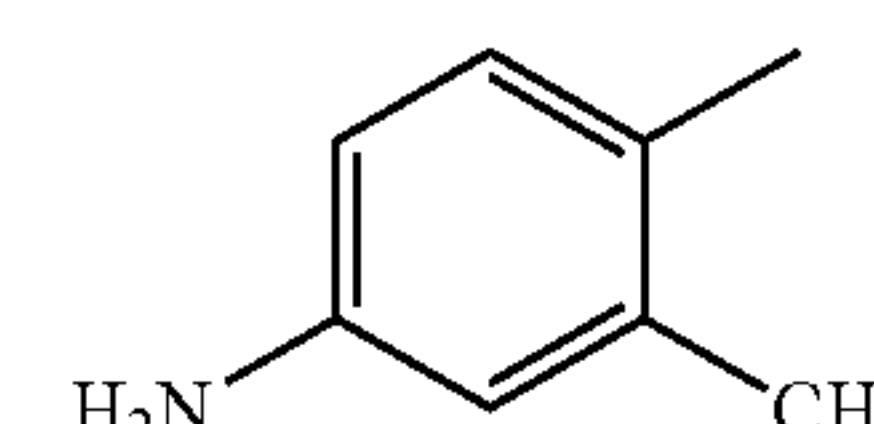
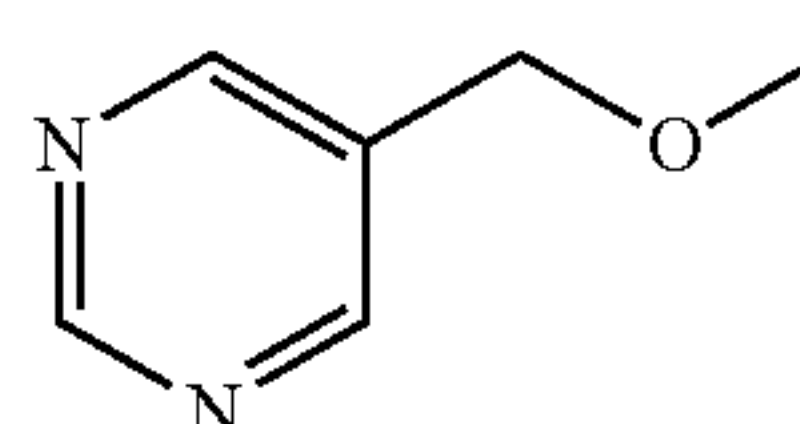
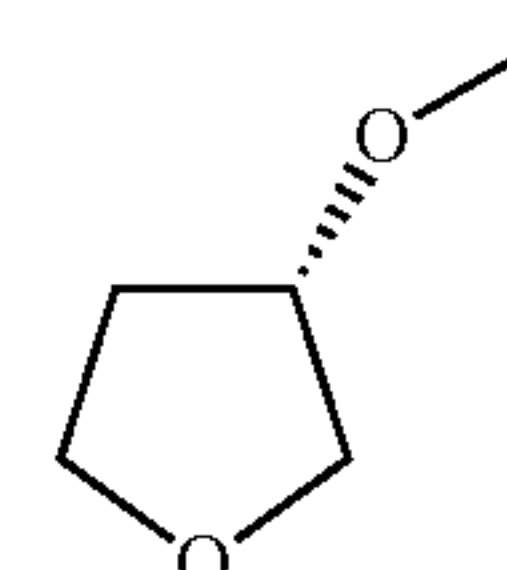
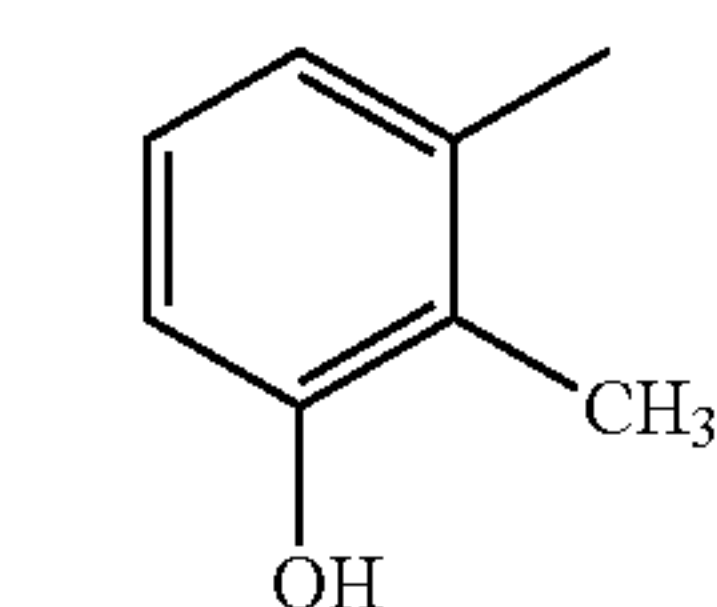
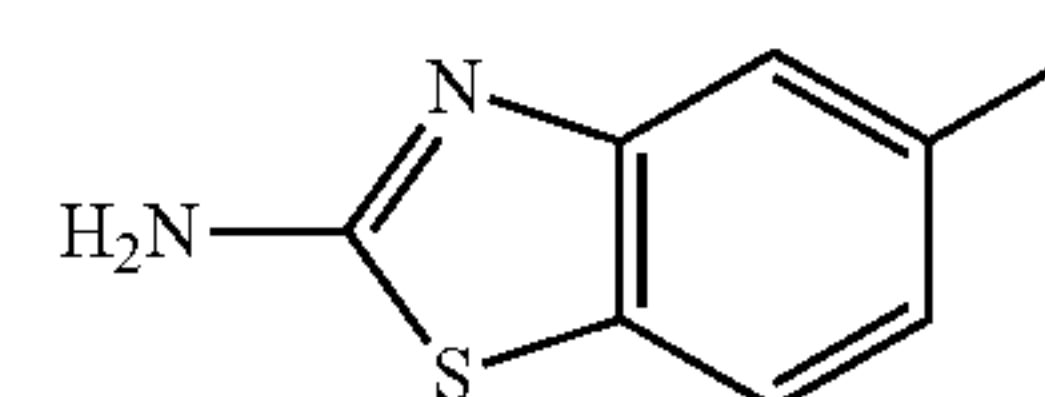
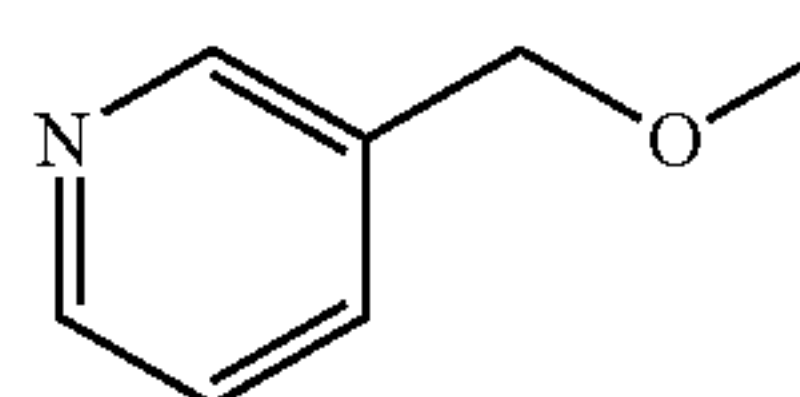
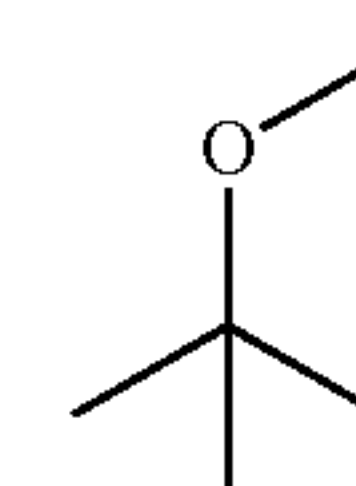
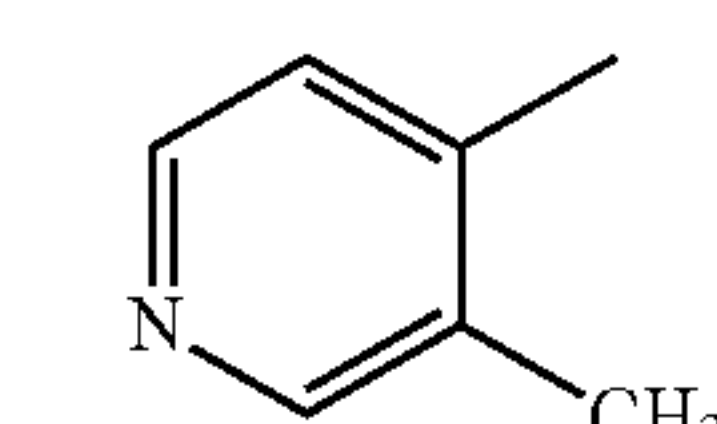
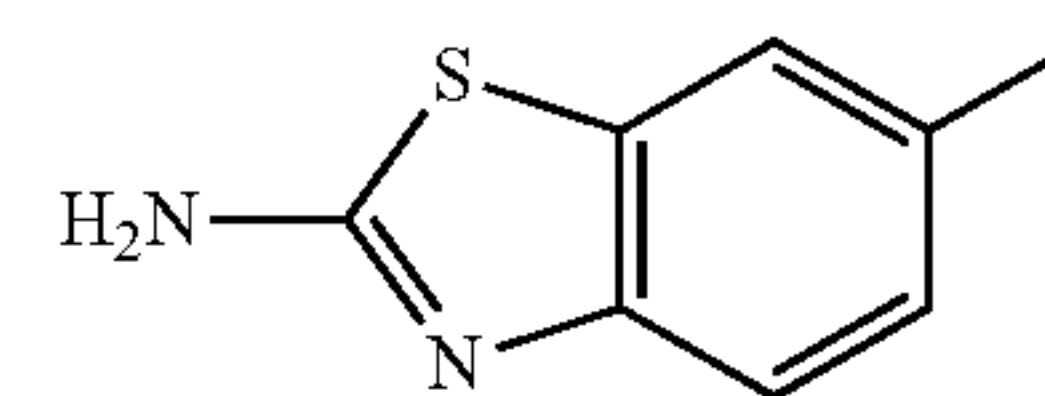
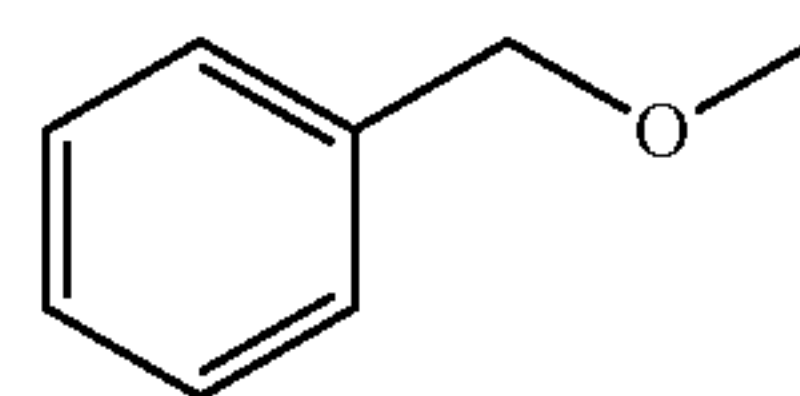
45

50

55

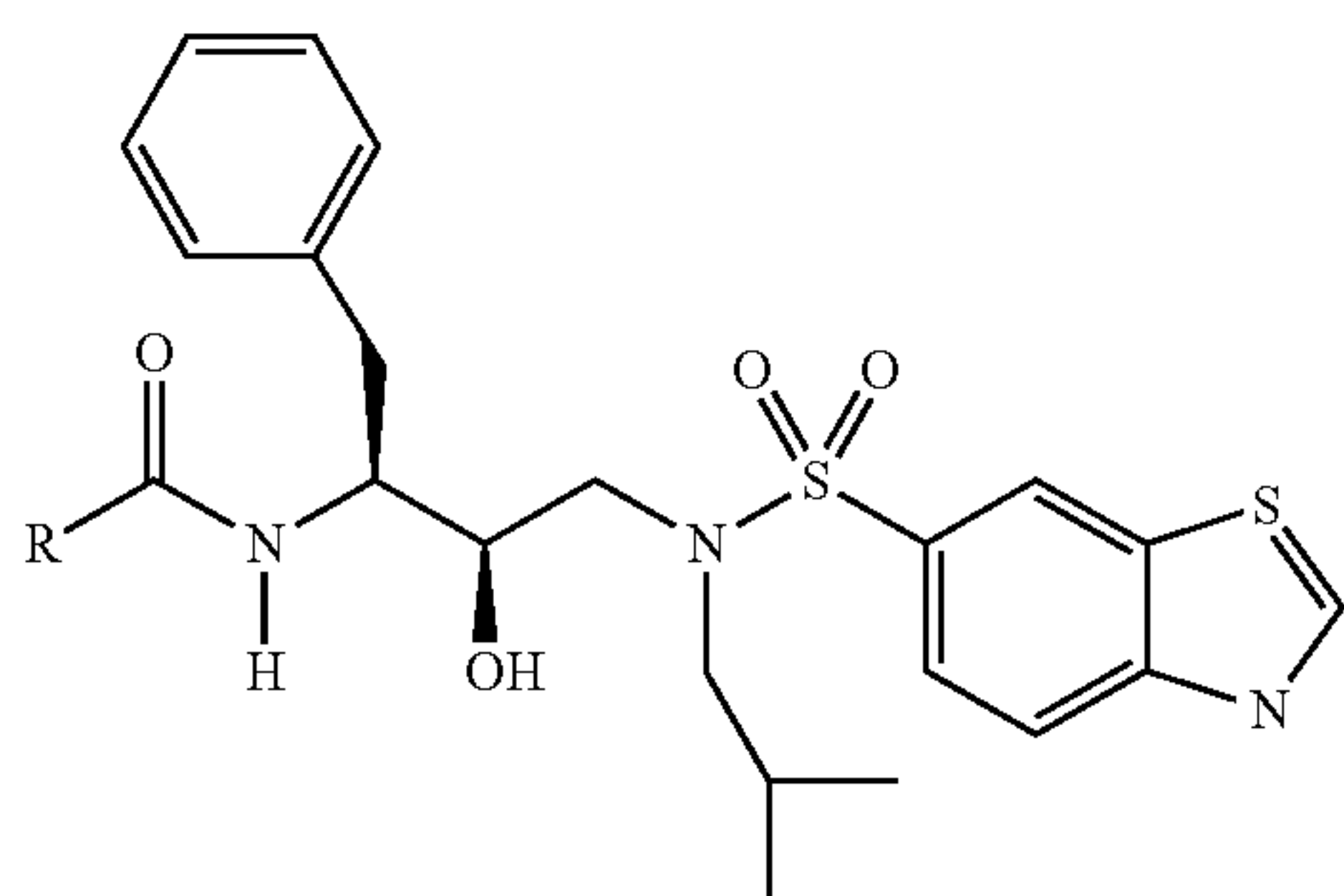
60

65



141

TABLE 16D-continued



R

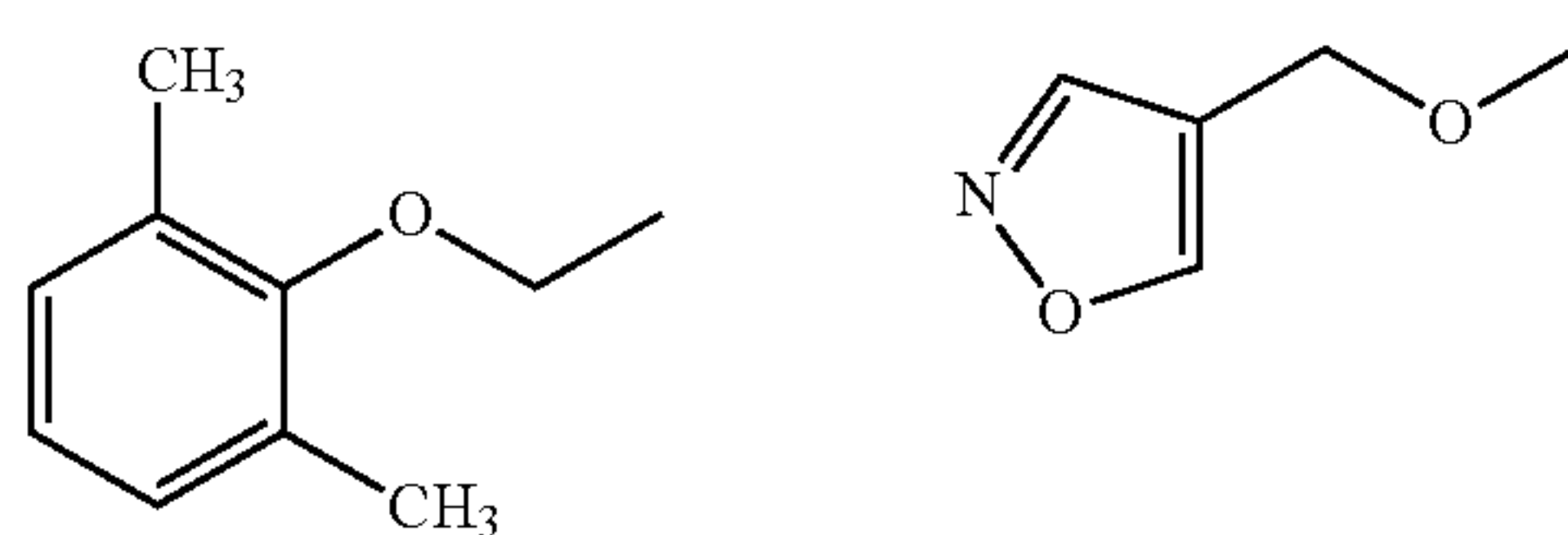
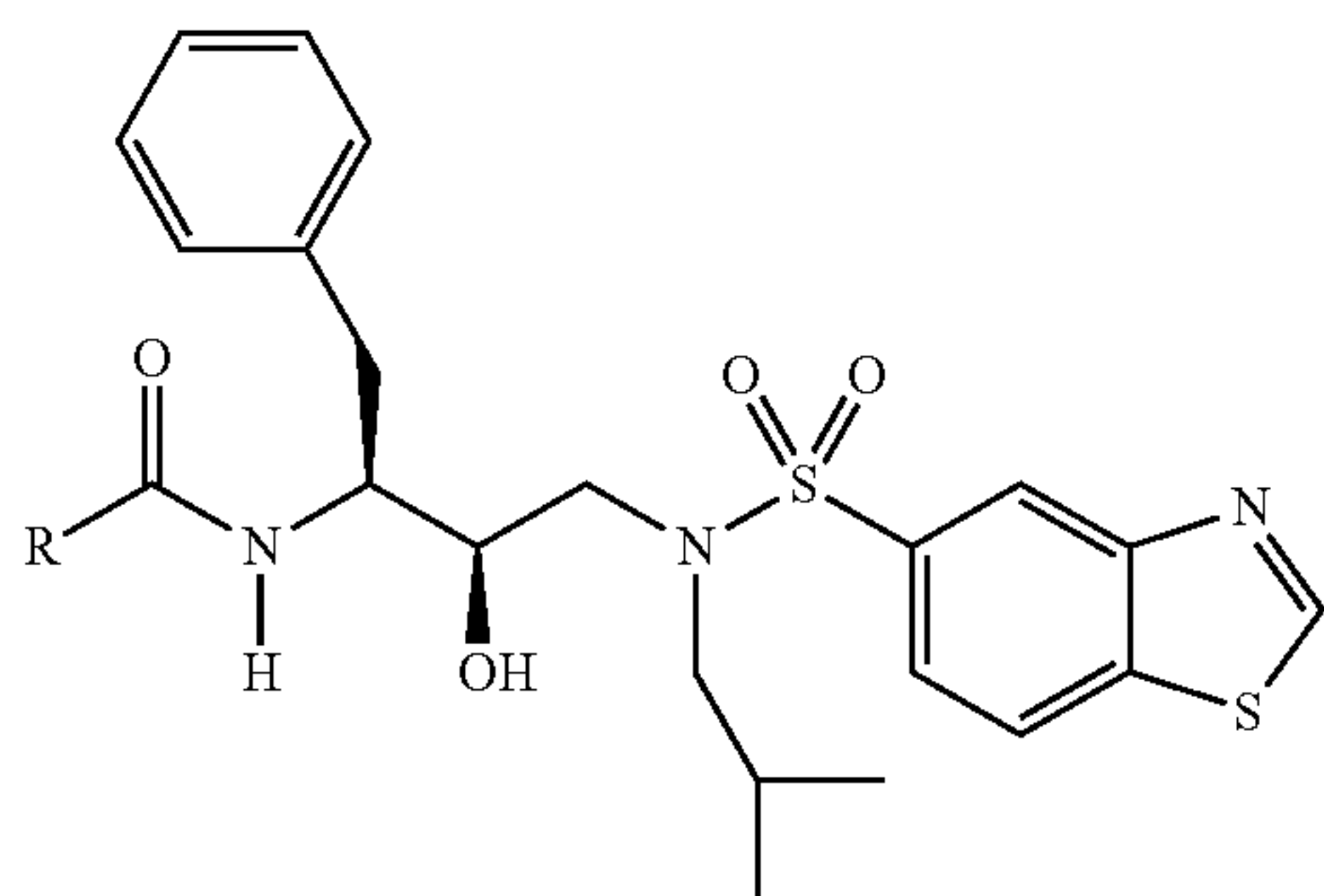
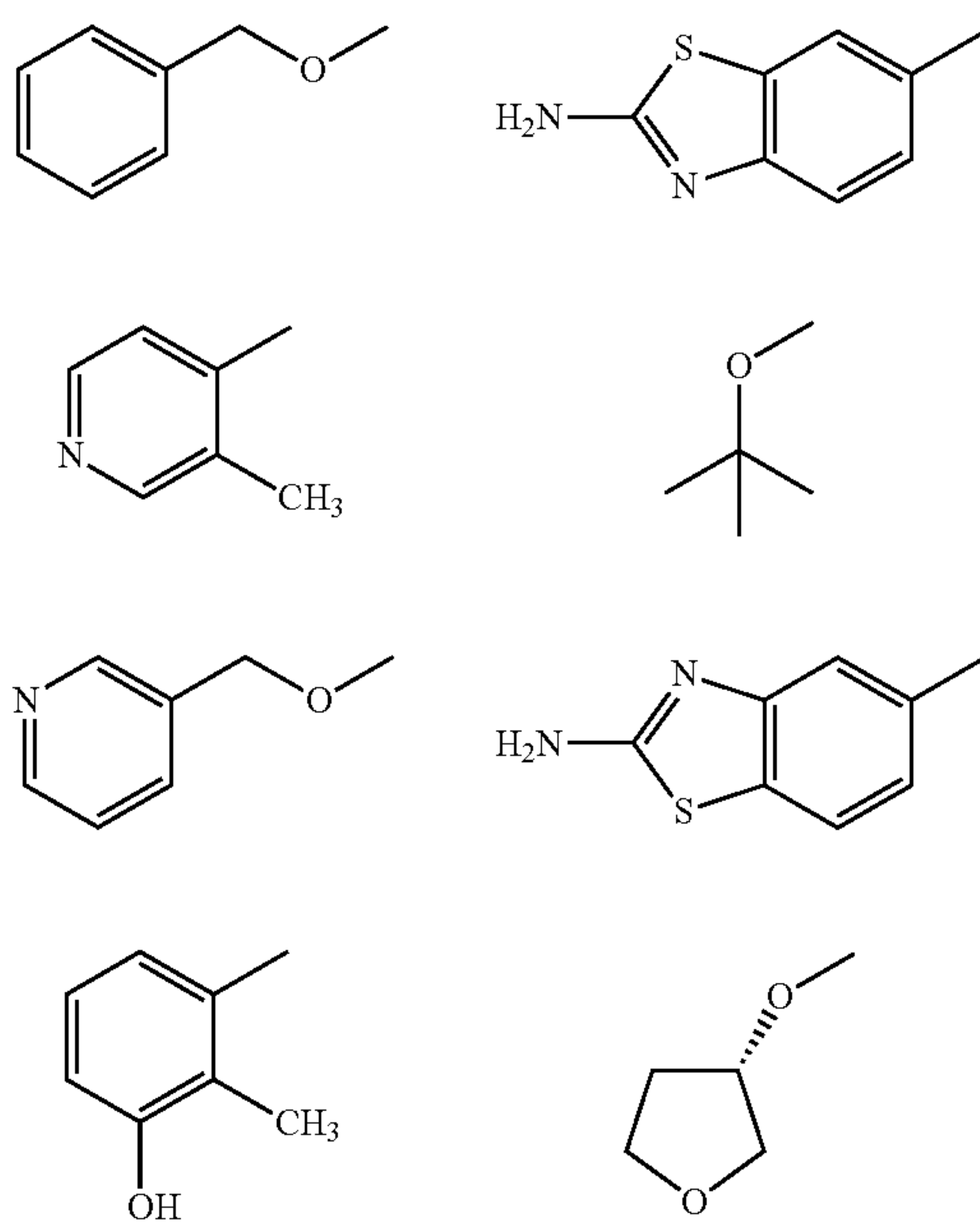


TABLE 16E

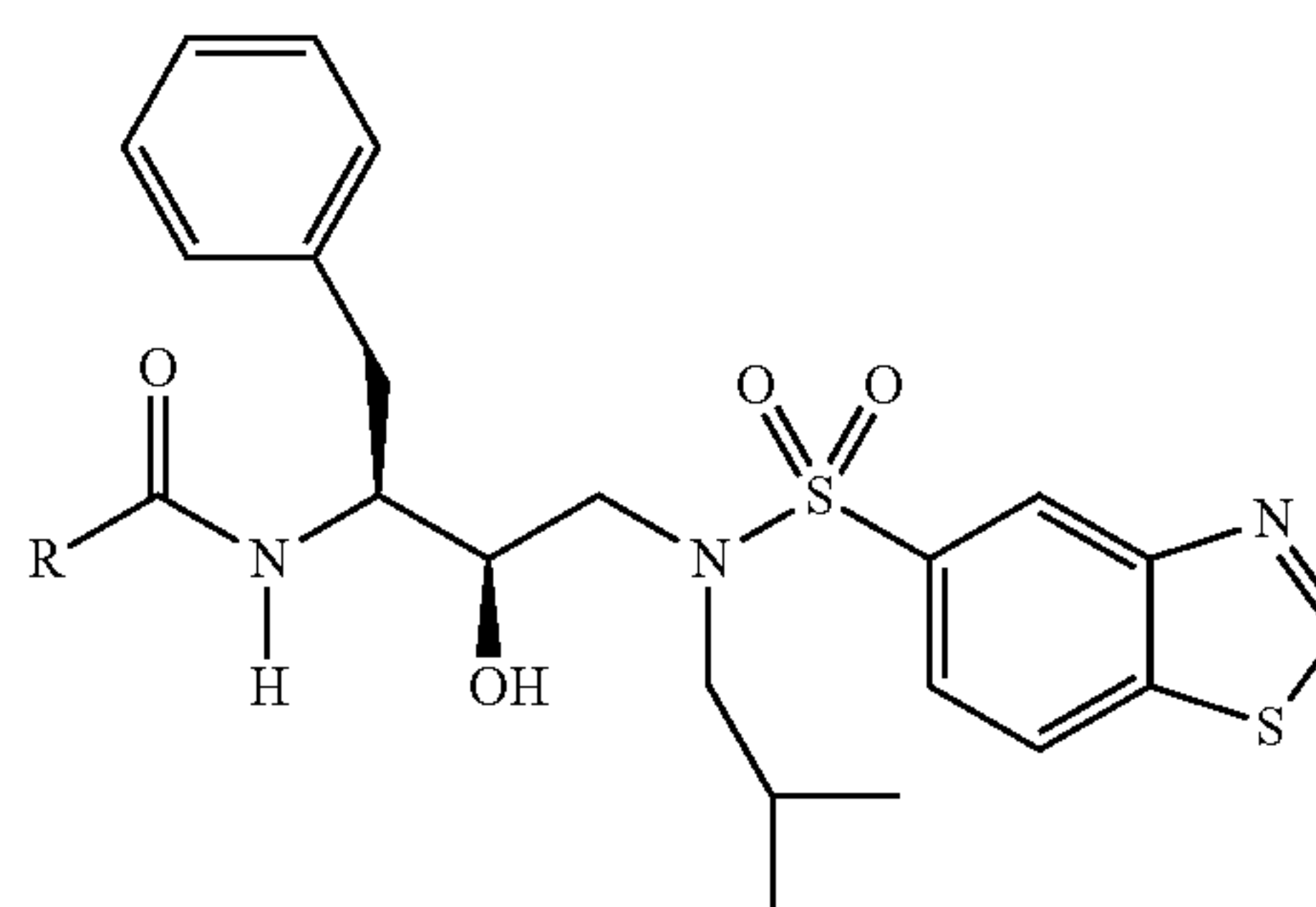


R

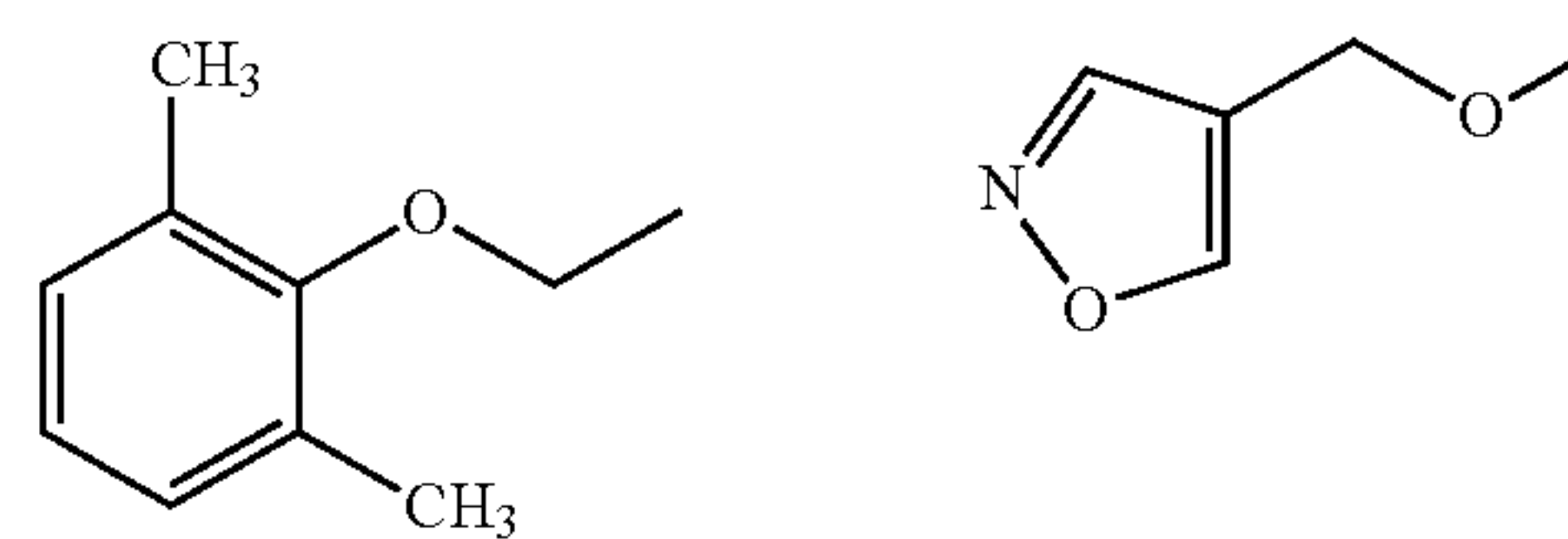
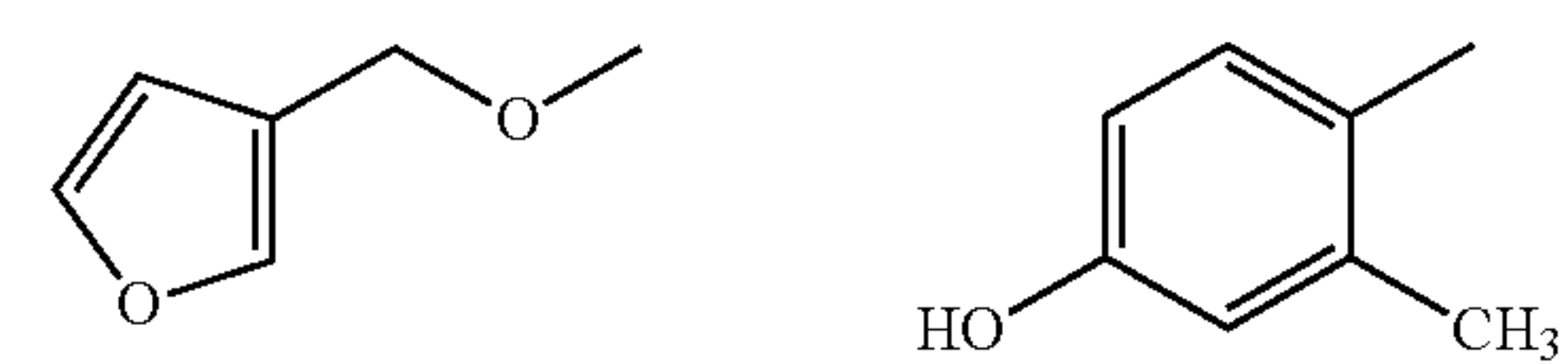
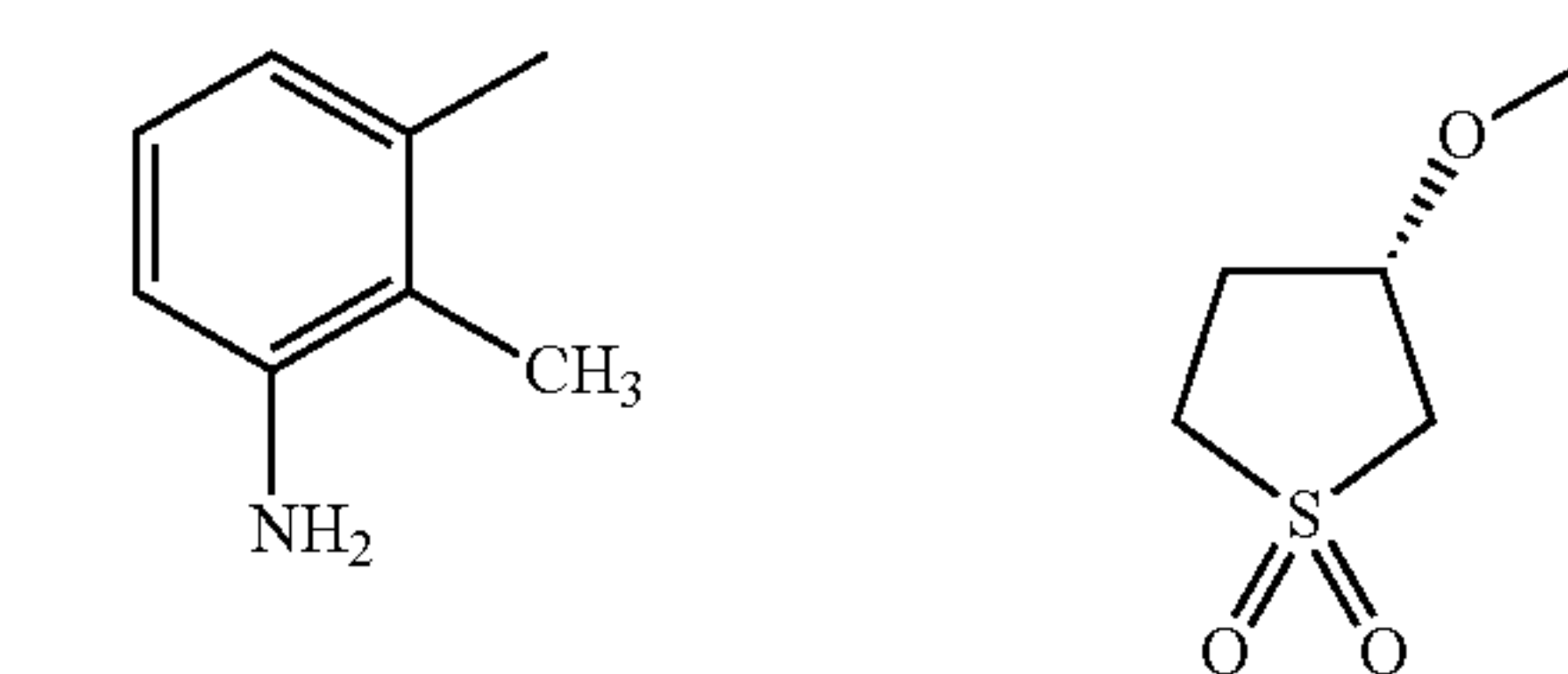
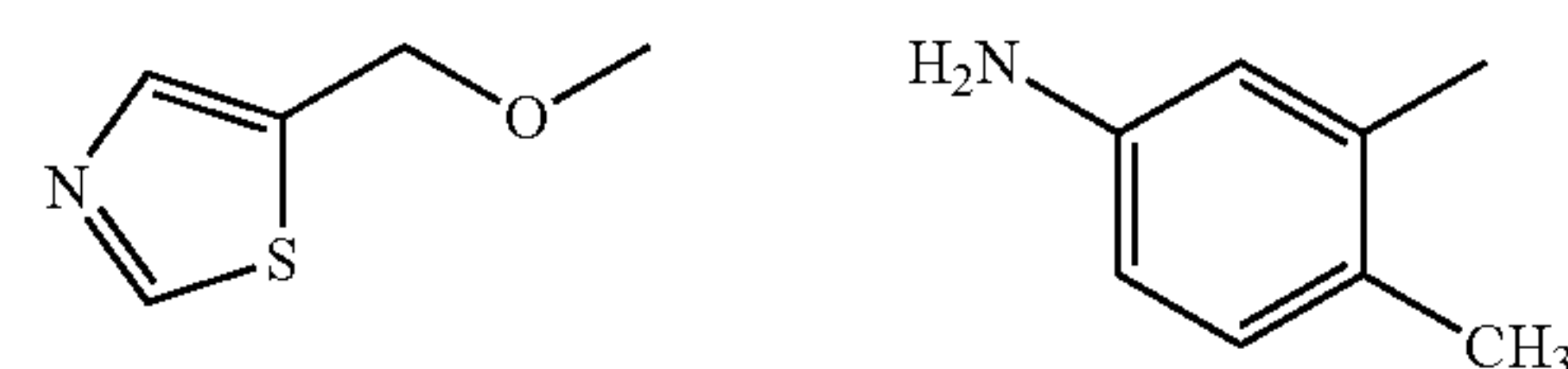
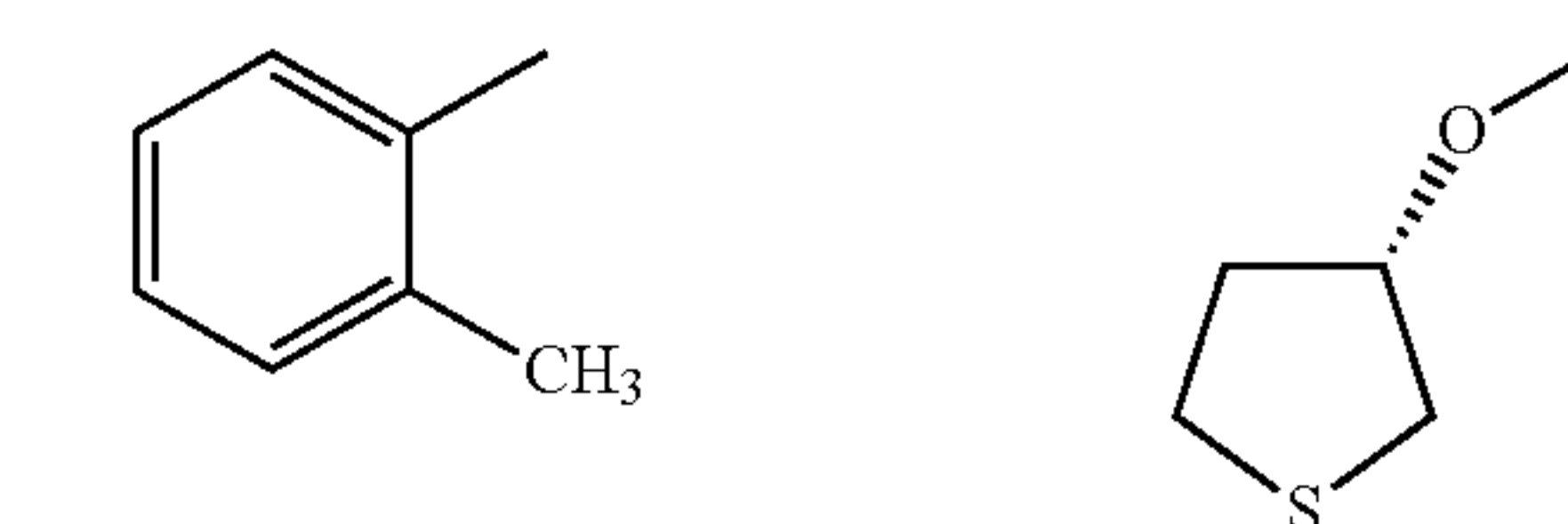
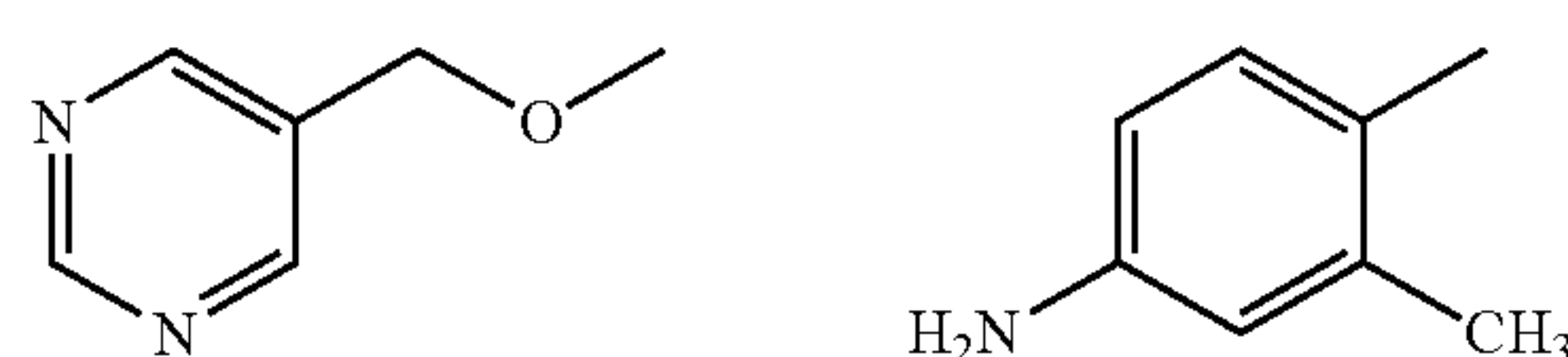


142

TABLE 16E-continued

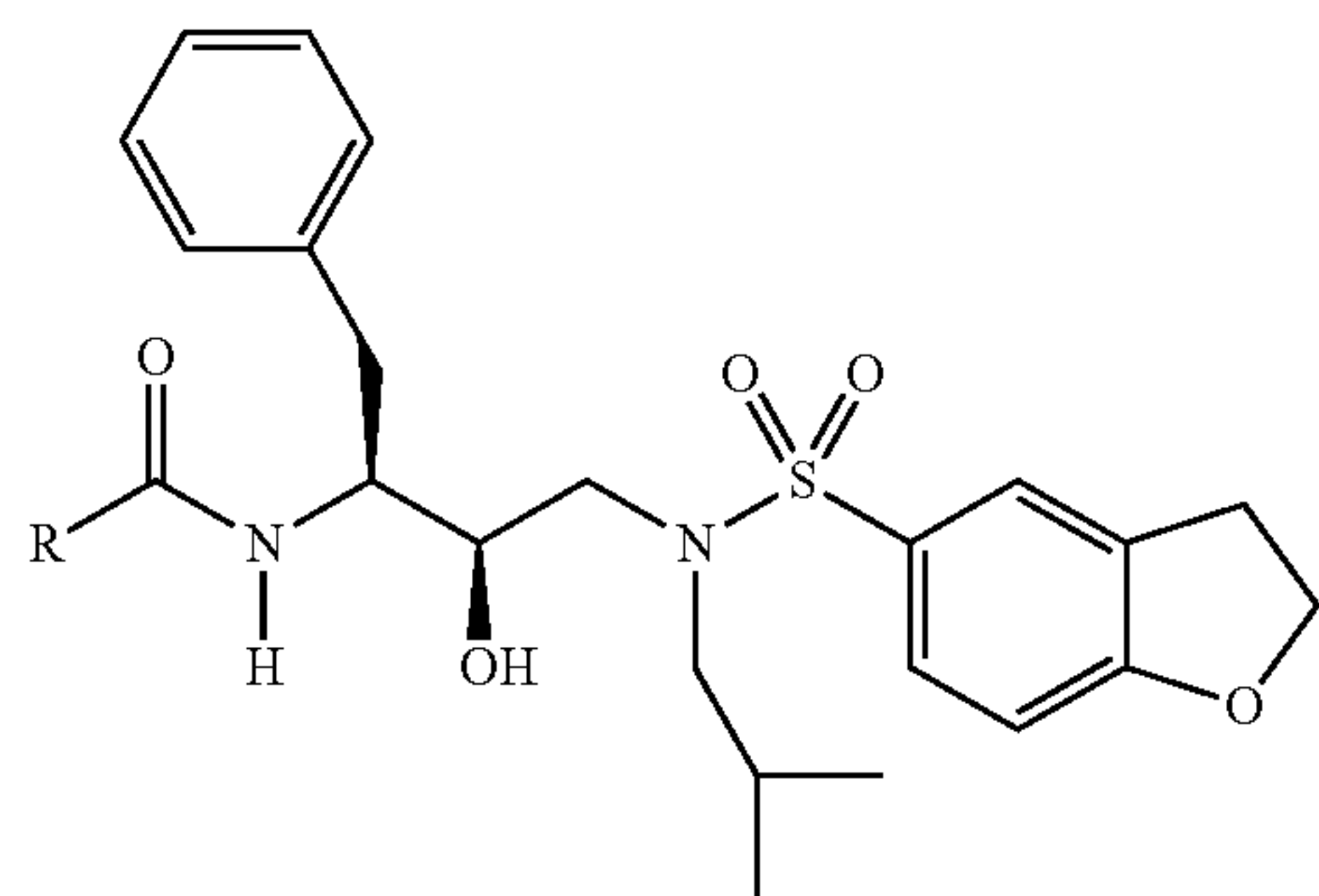


R



143

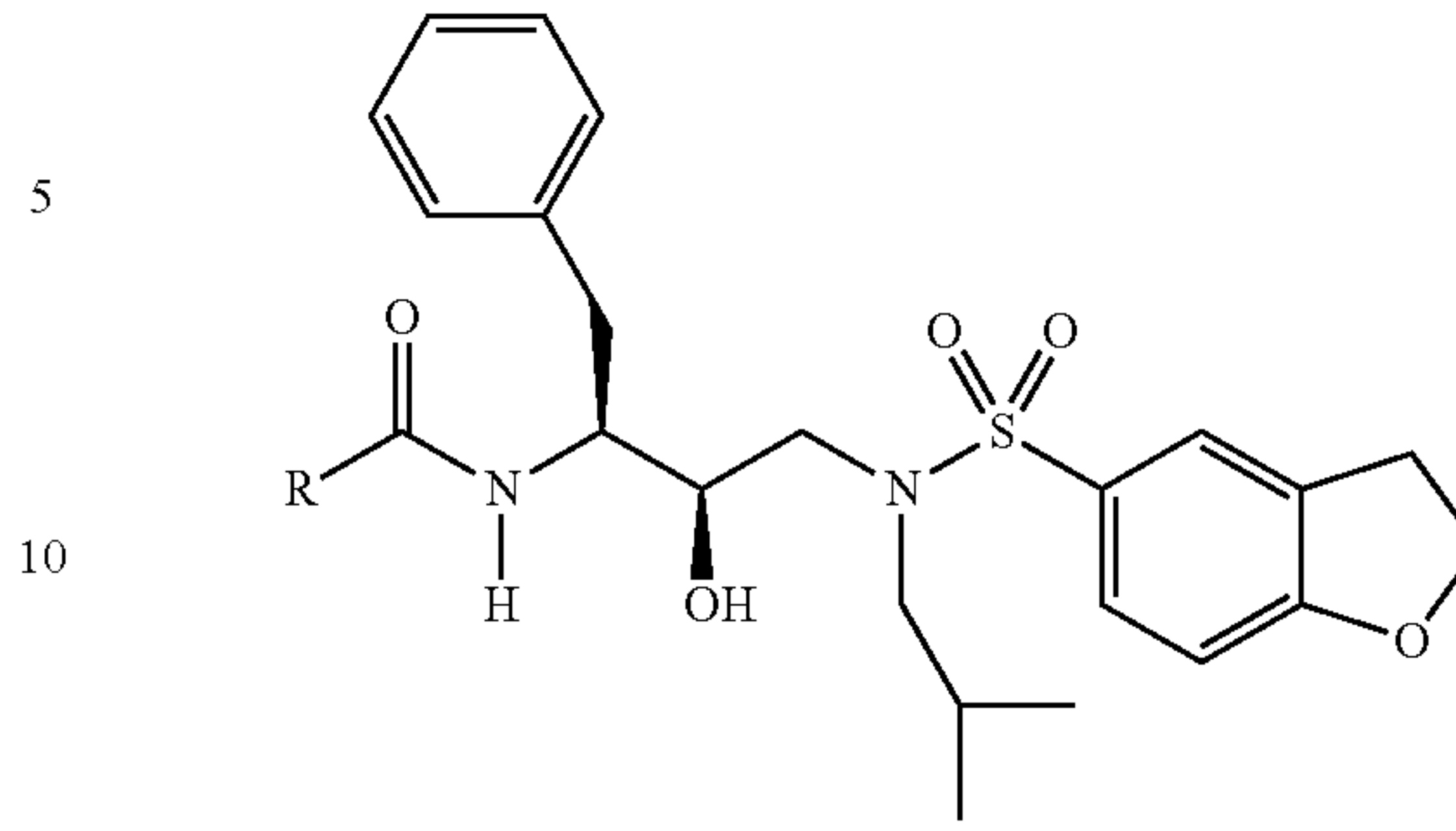
TABLE 16F



R

144

TABLE 16F-continued



R

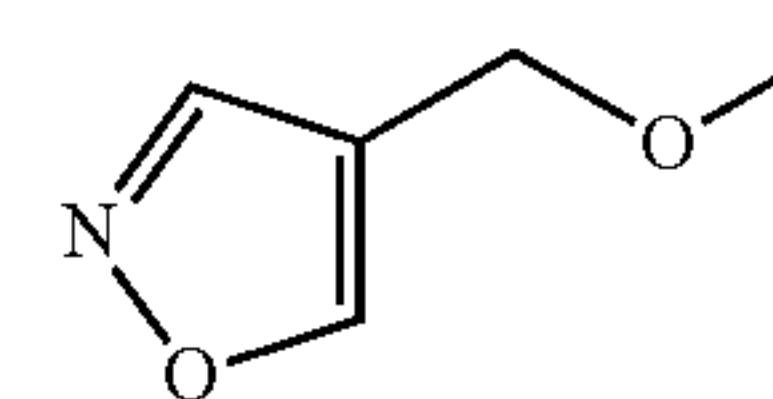
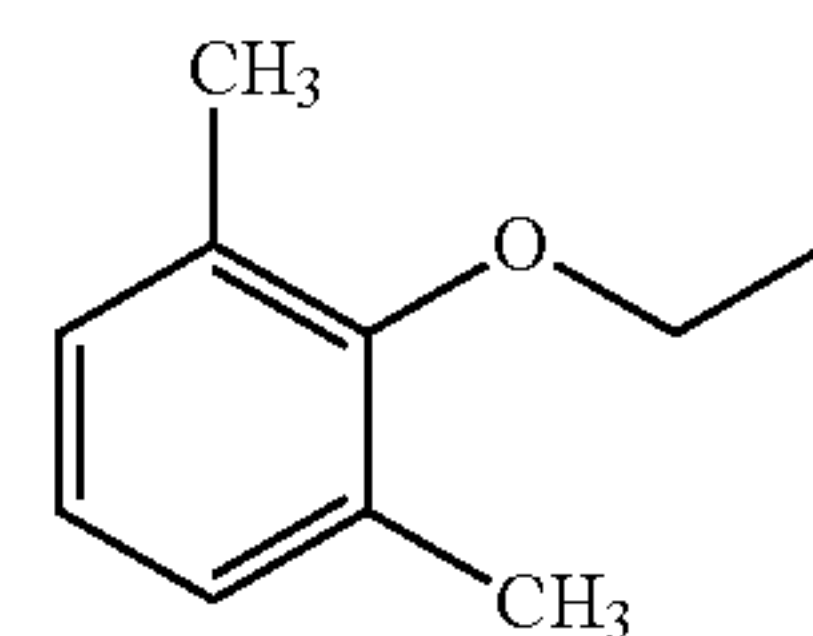
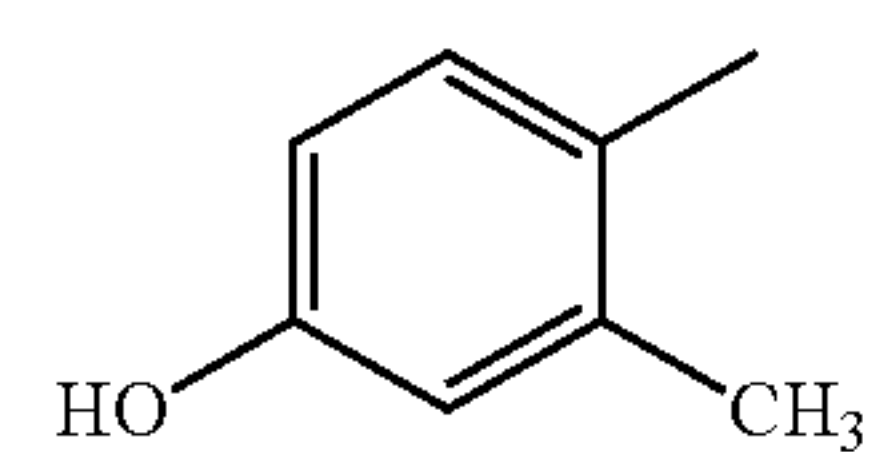
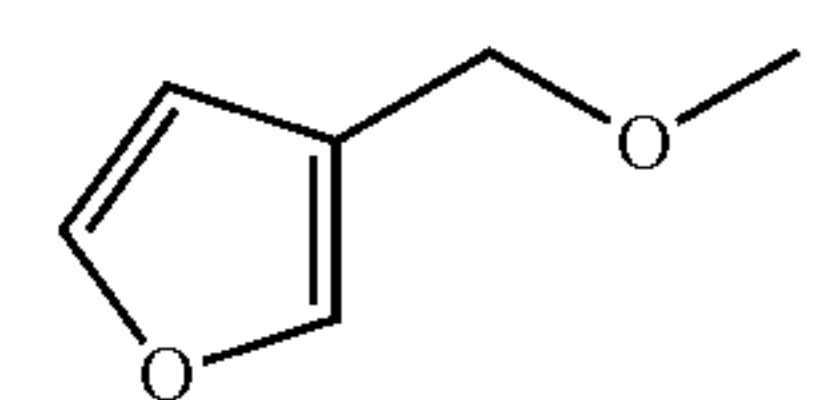
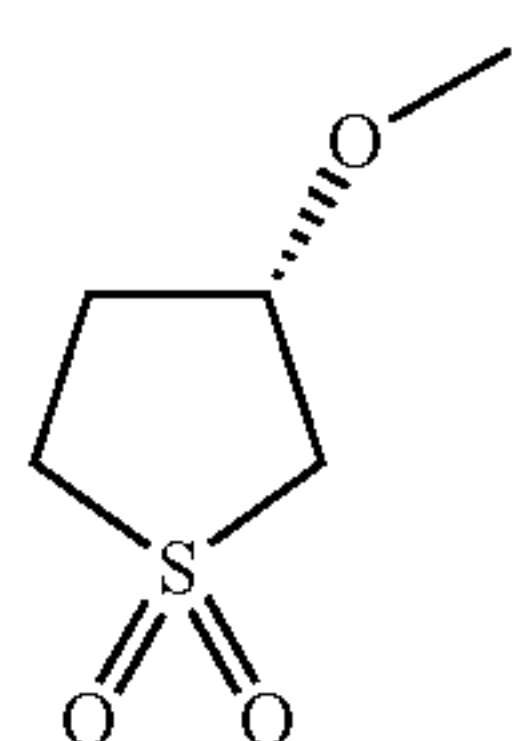
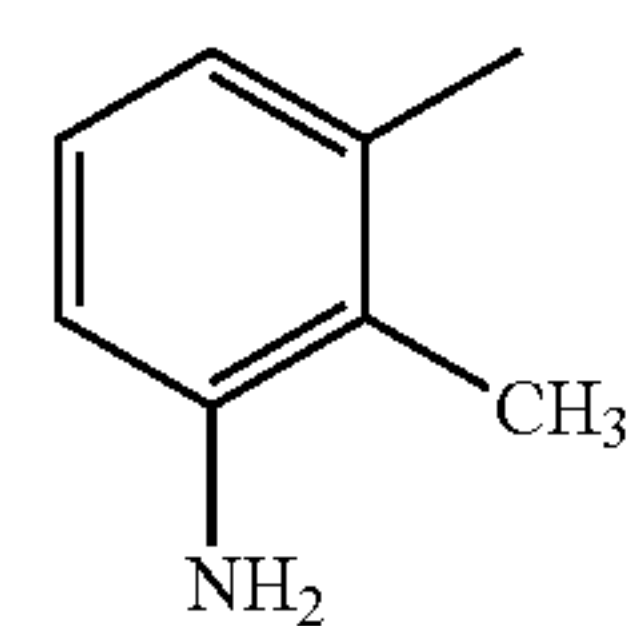
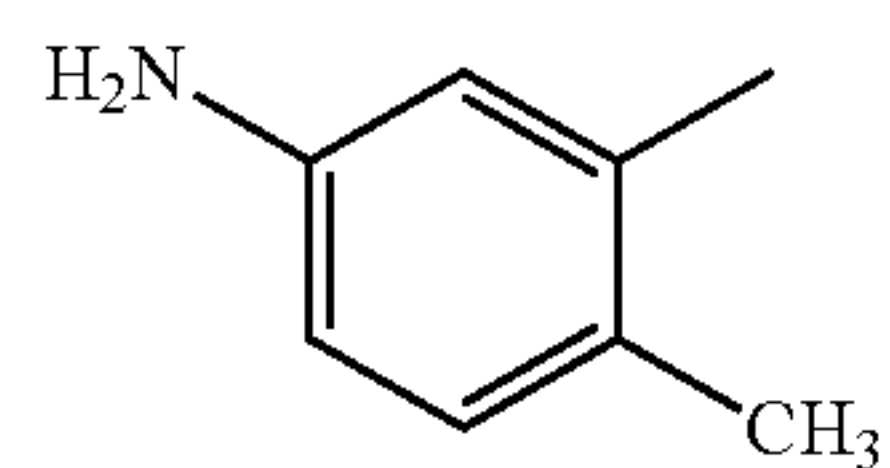
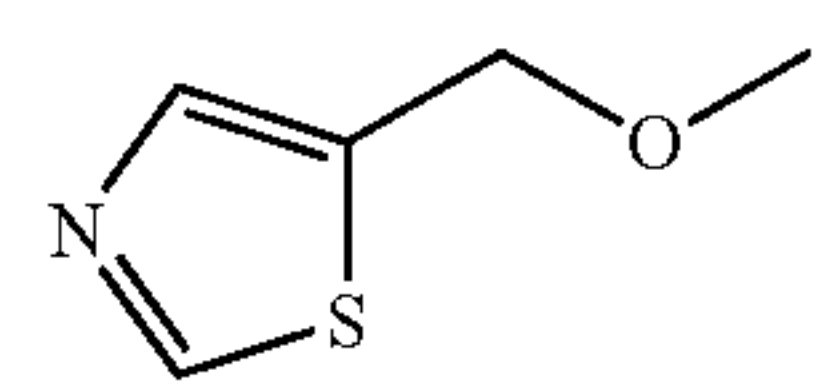
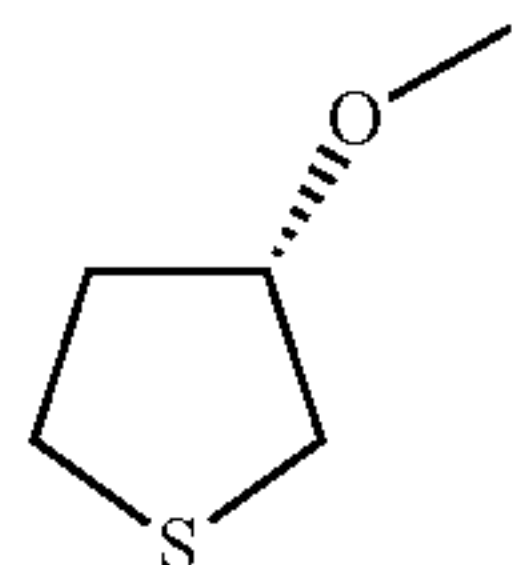
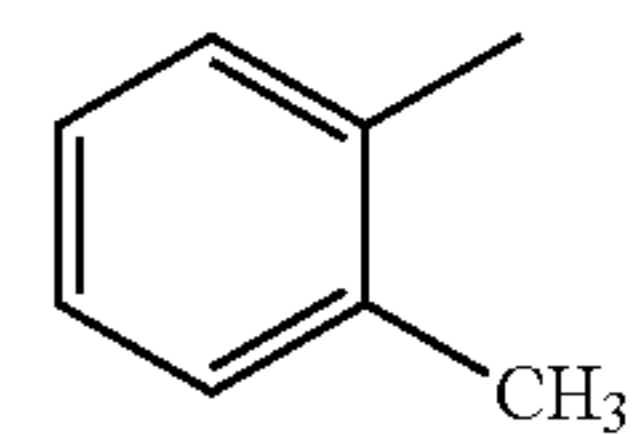
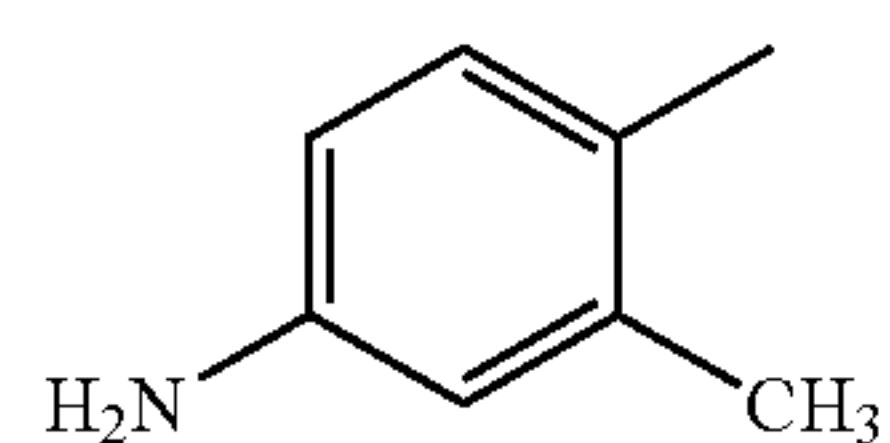
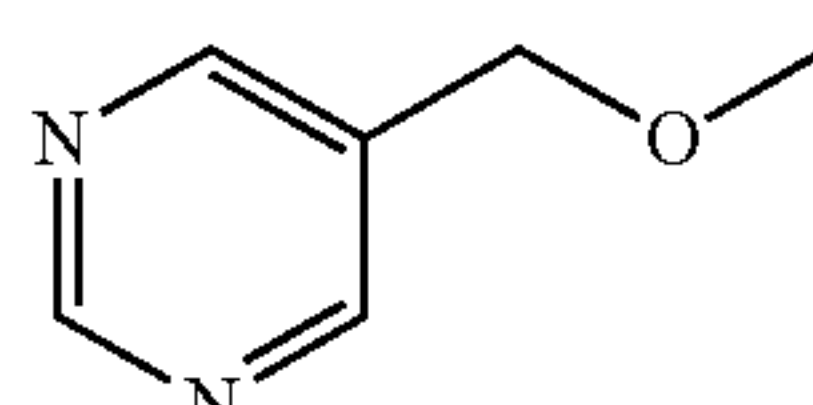
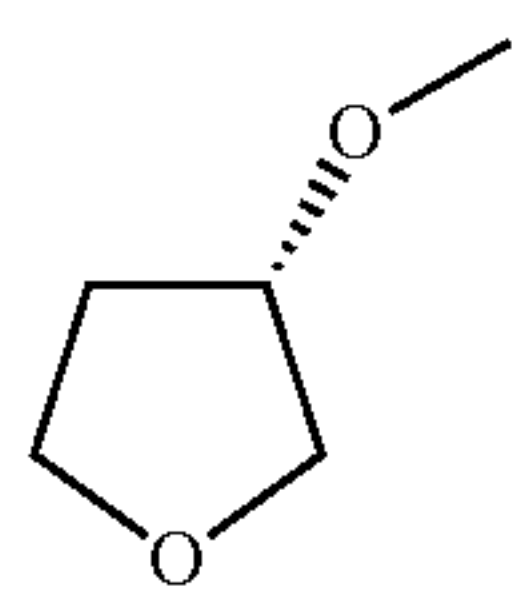
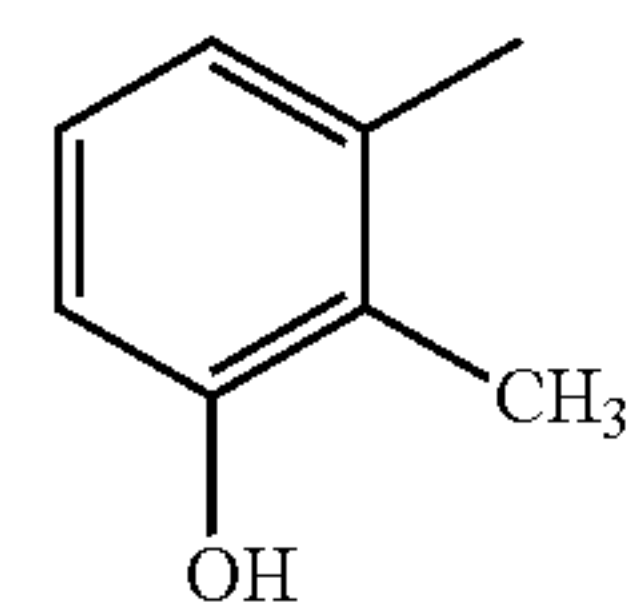
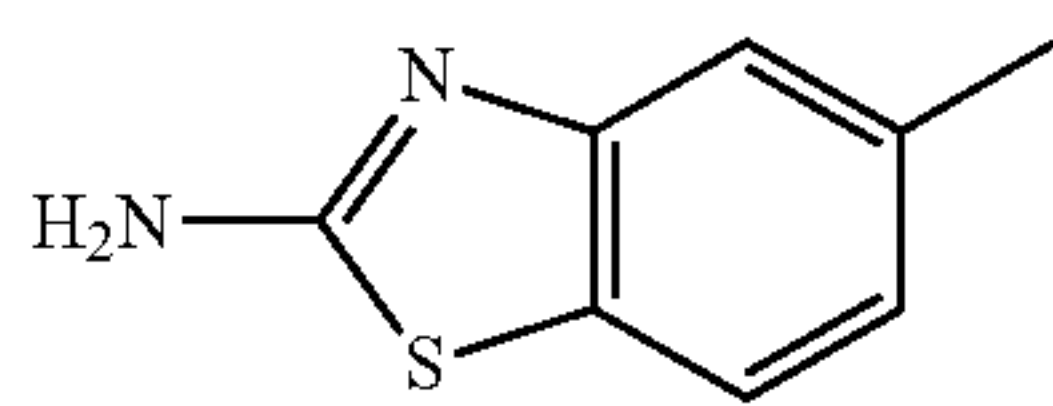
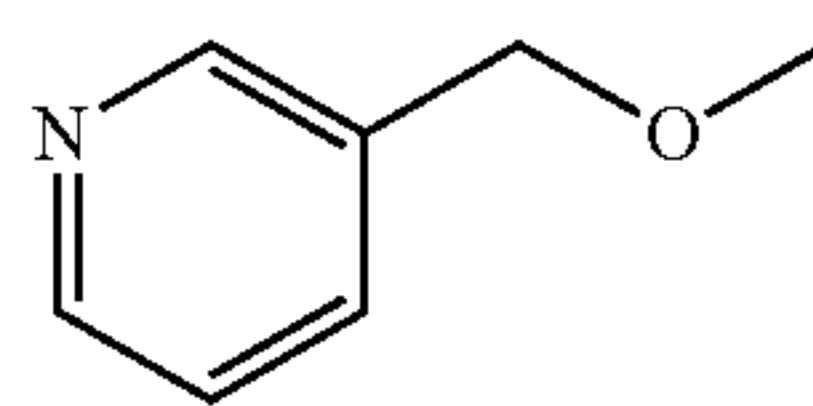
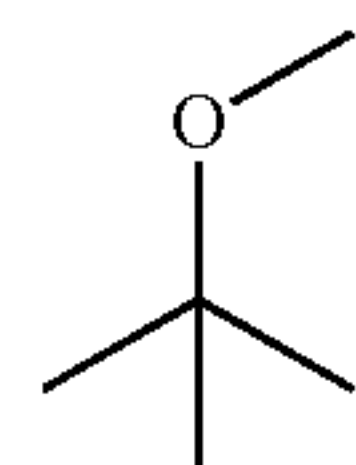
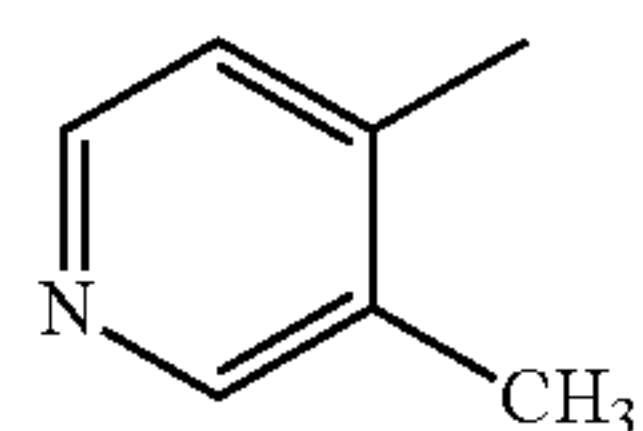
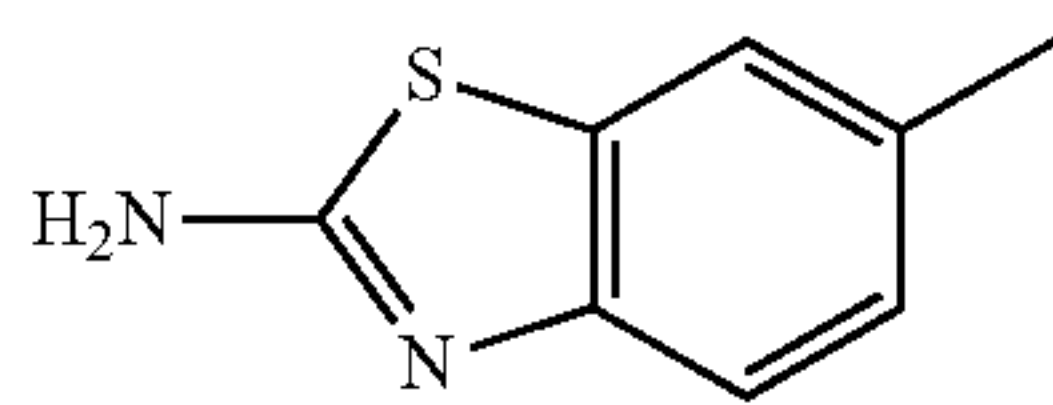
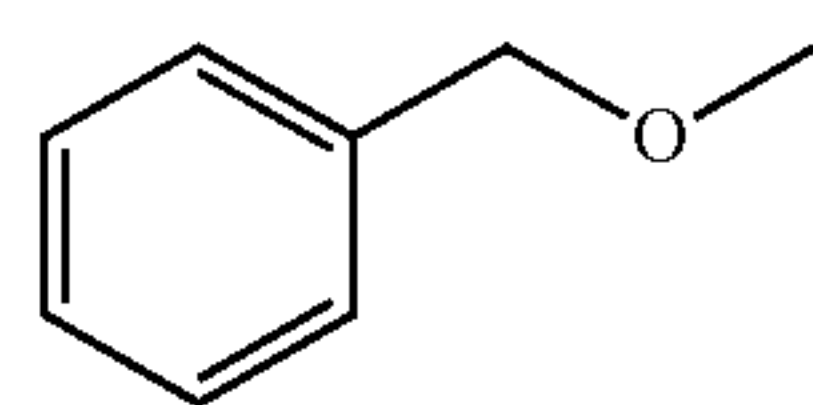
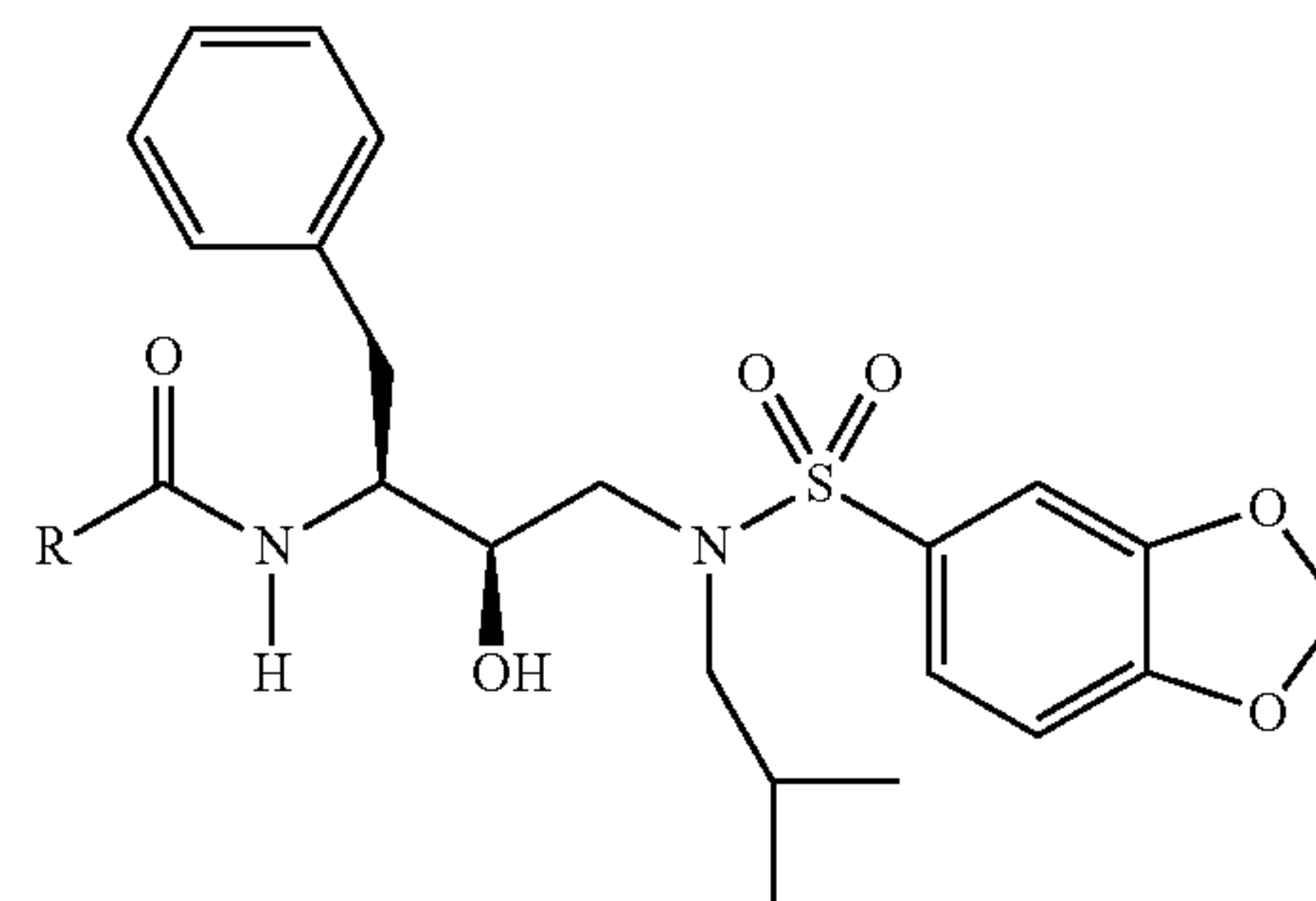
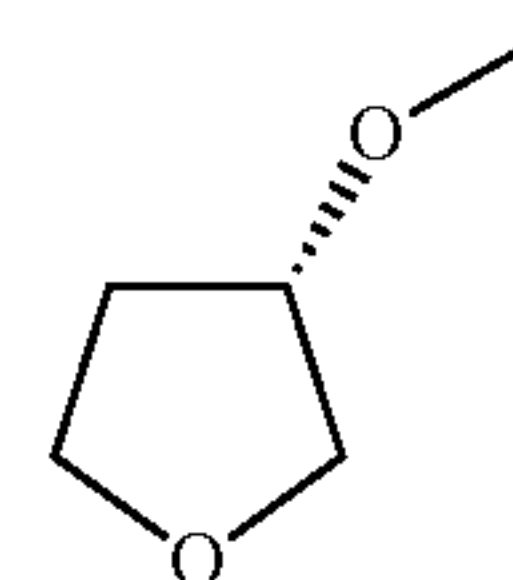
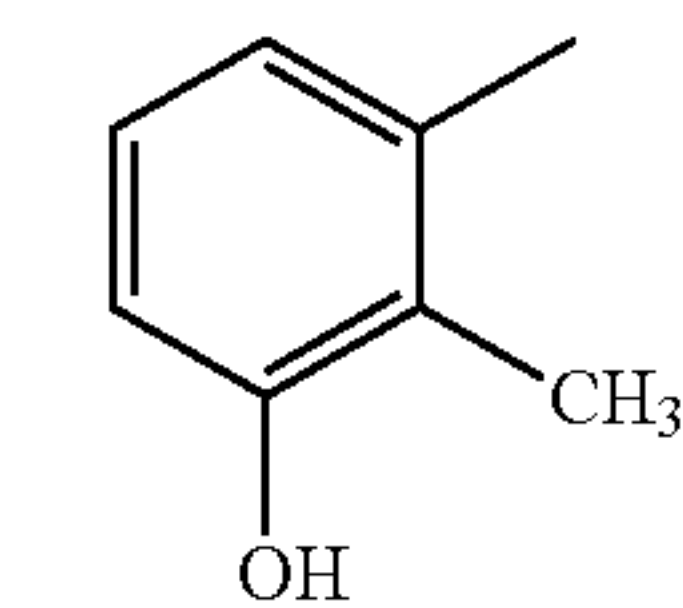
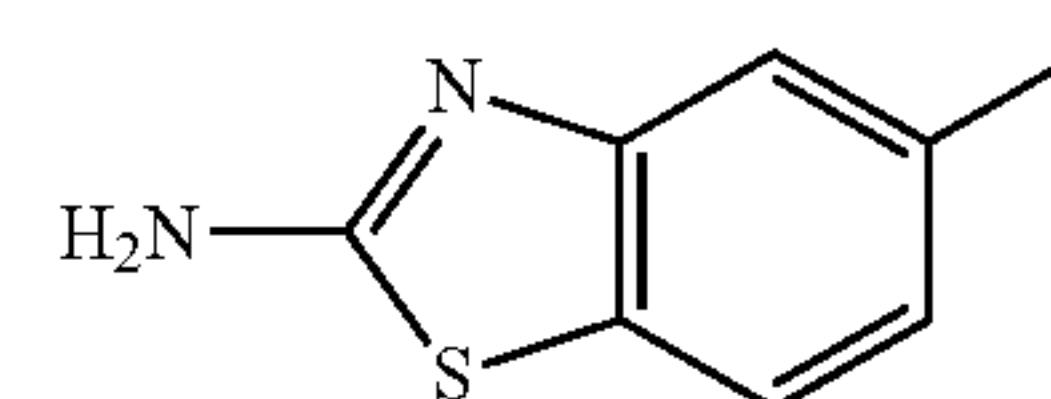
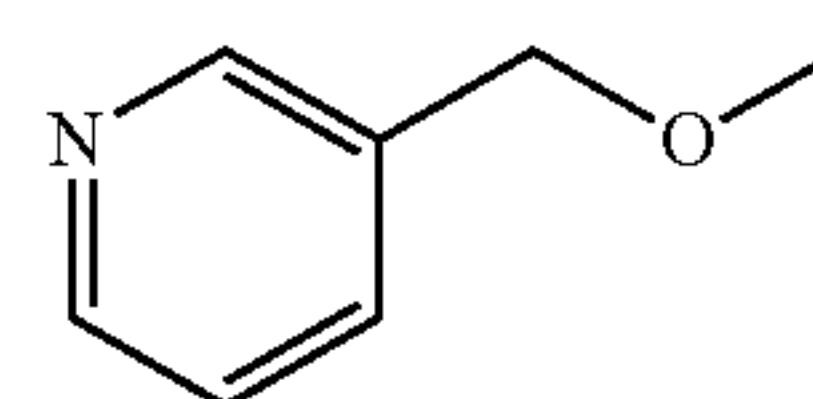
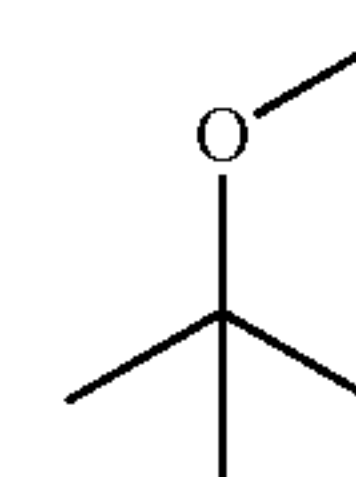
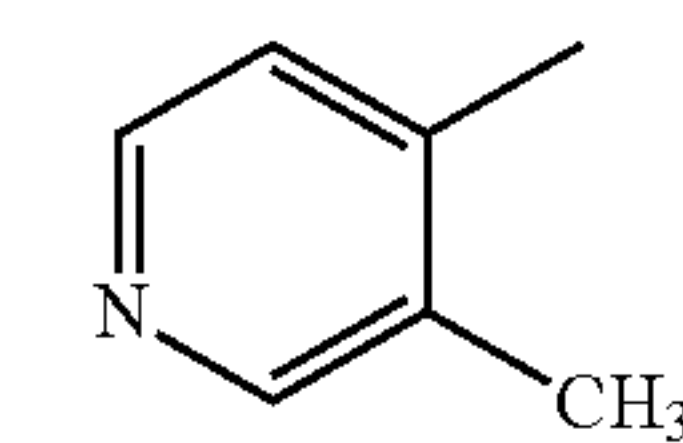
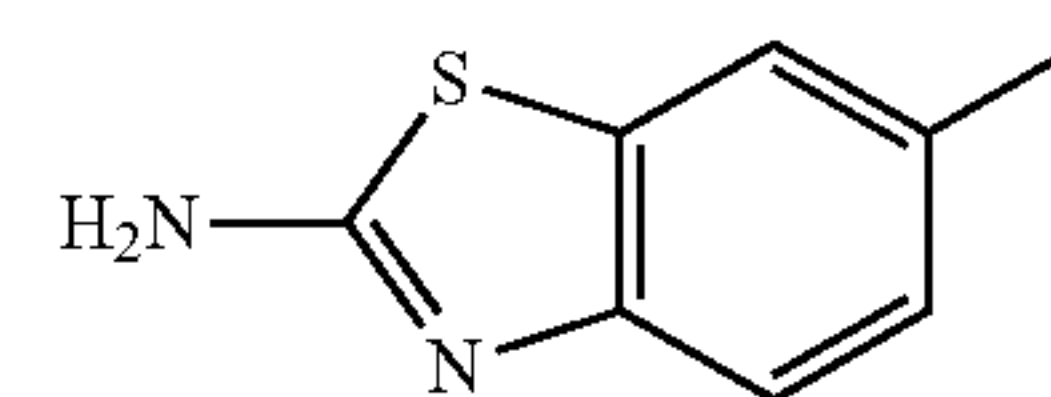
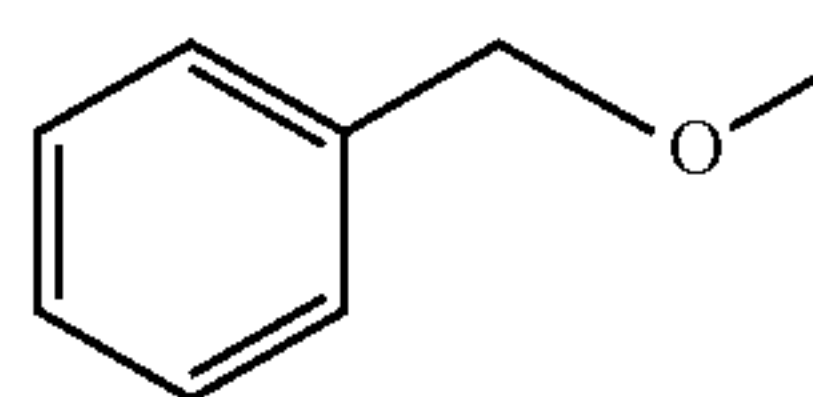


TABLE 16G

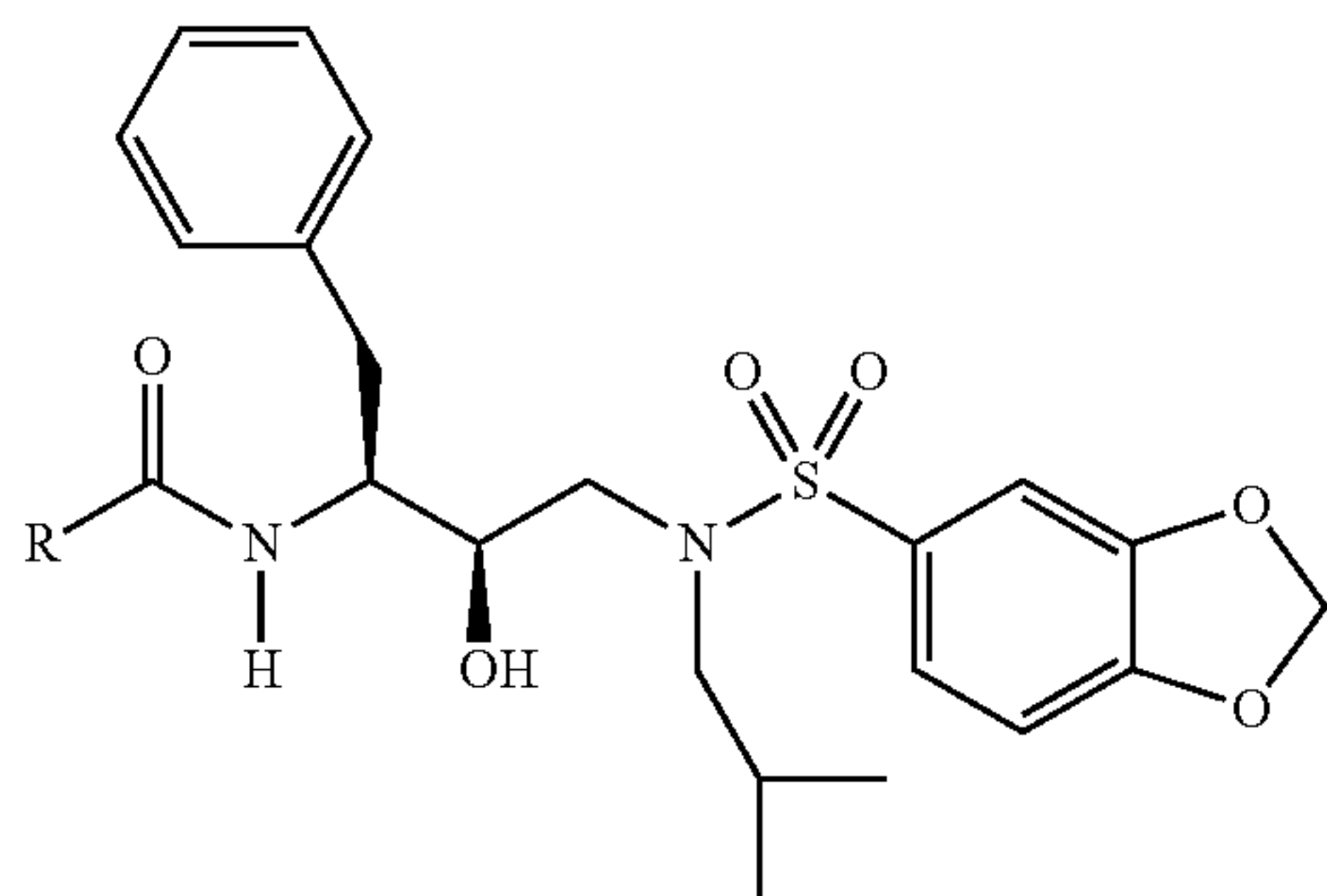


R



145

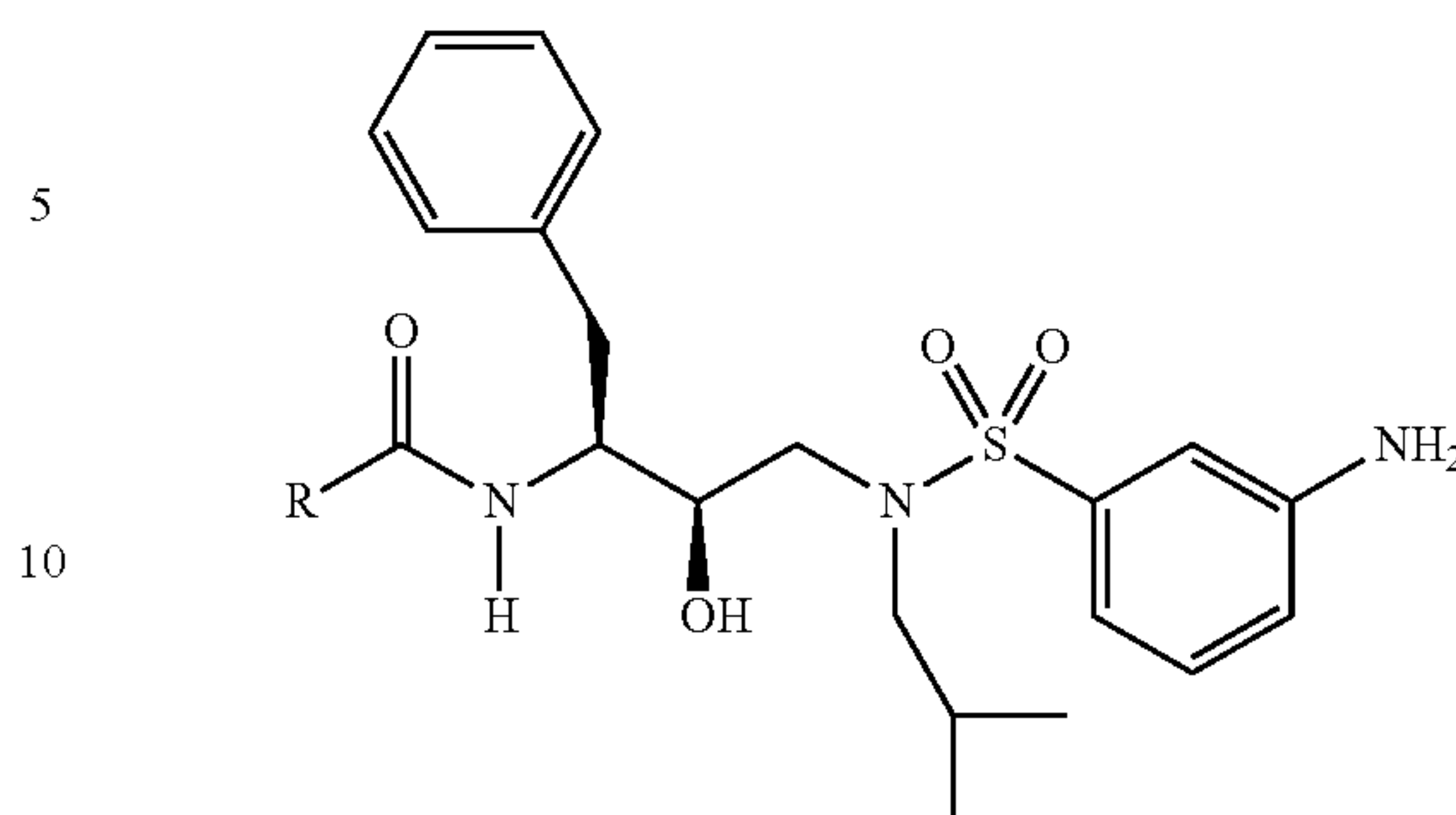
TABLE 16G-continued



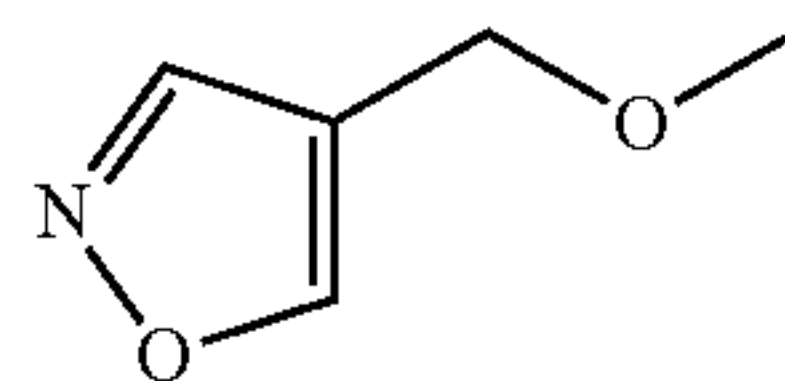
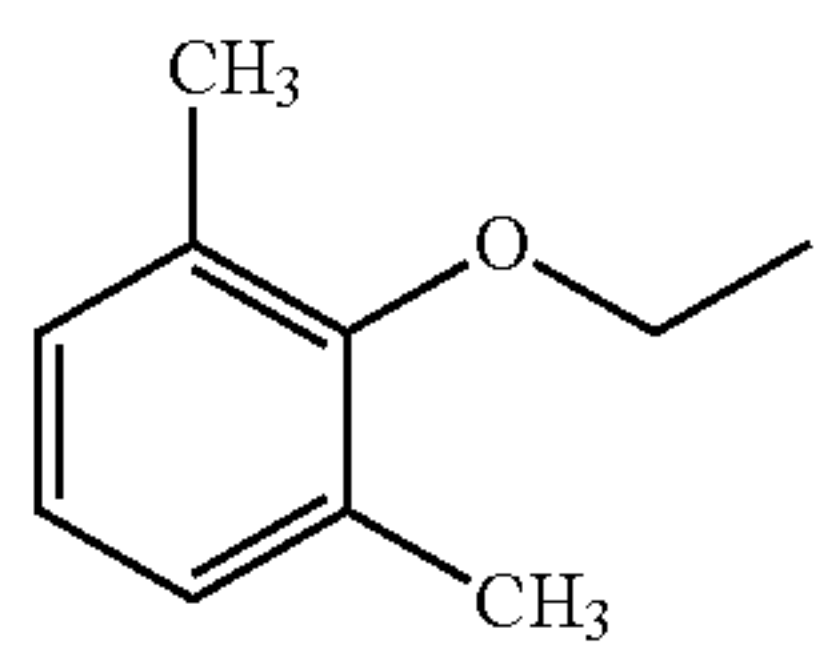
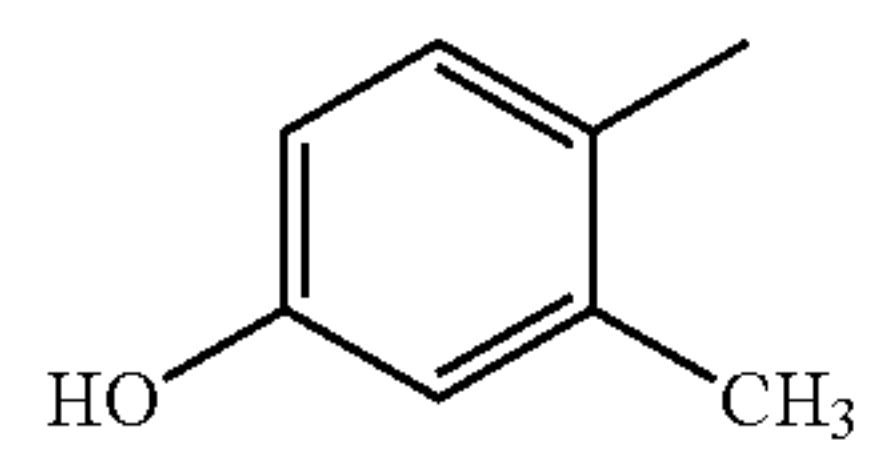
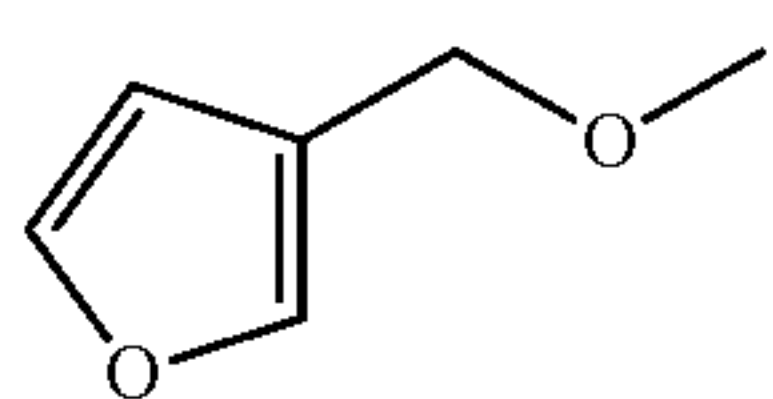
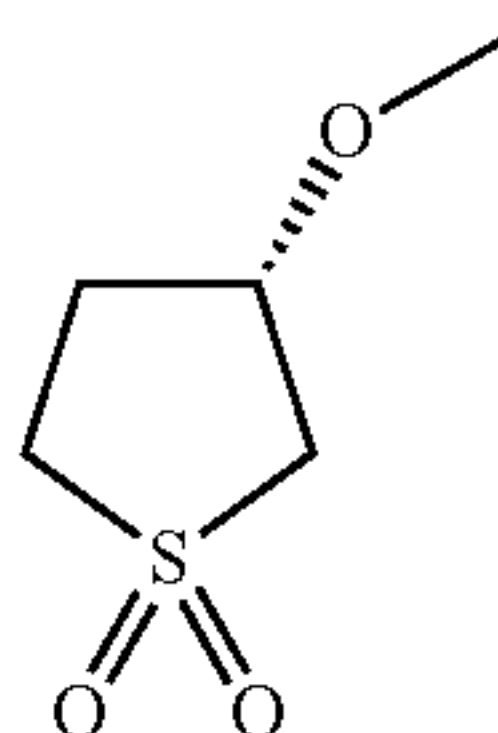
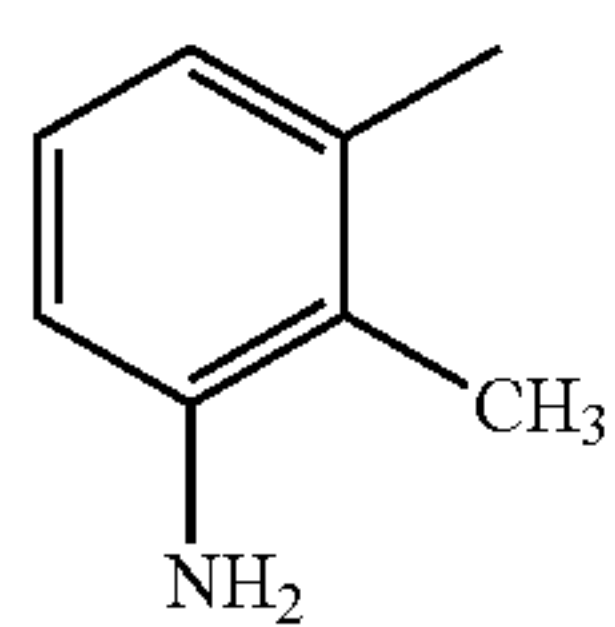
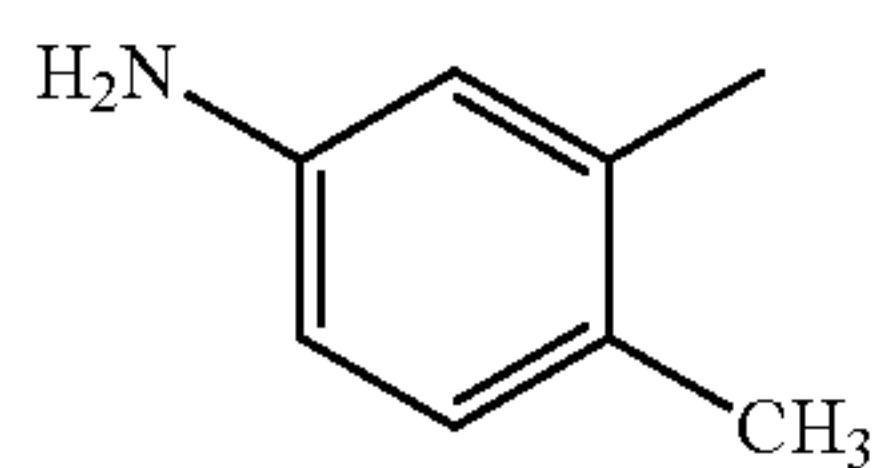
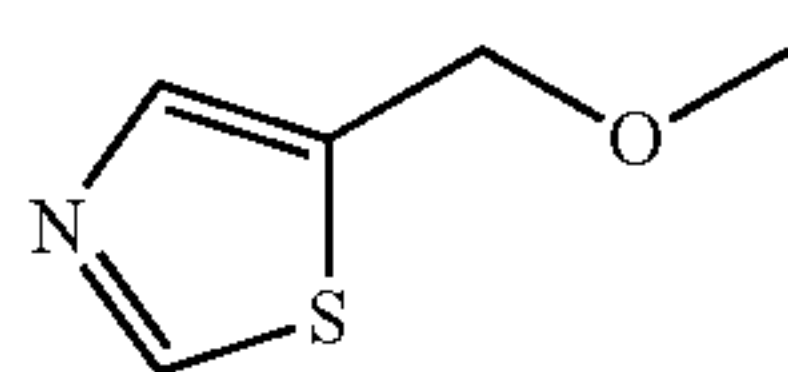
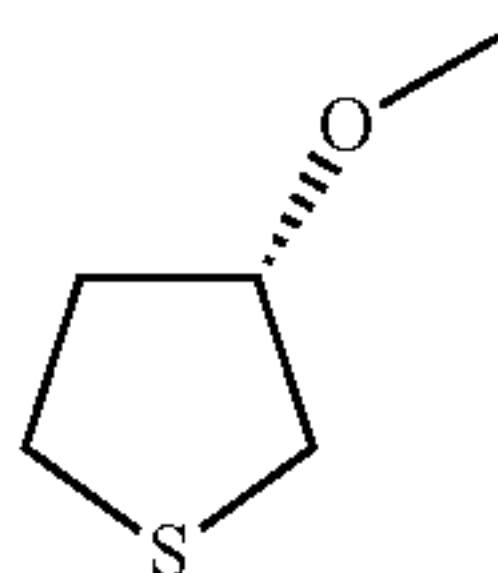
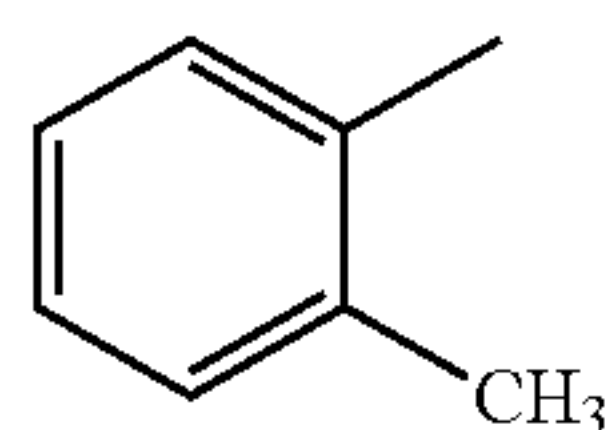
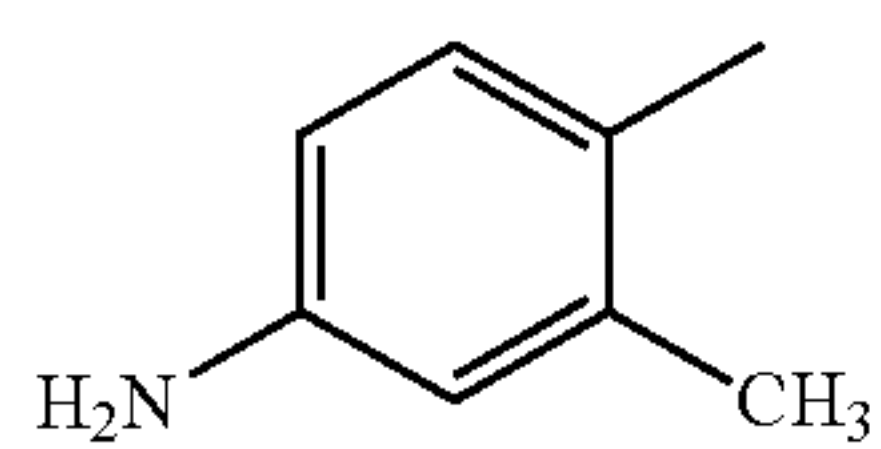
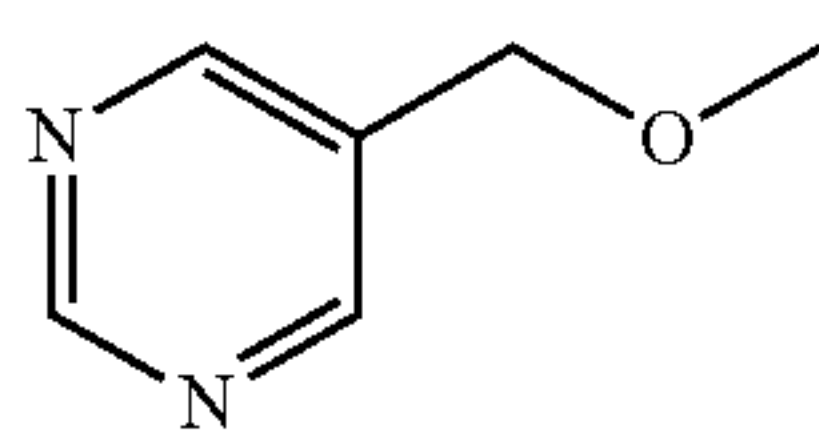
R

146

TABLE 16H



R



5

10

15

20

25

30

35

40

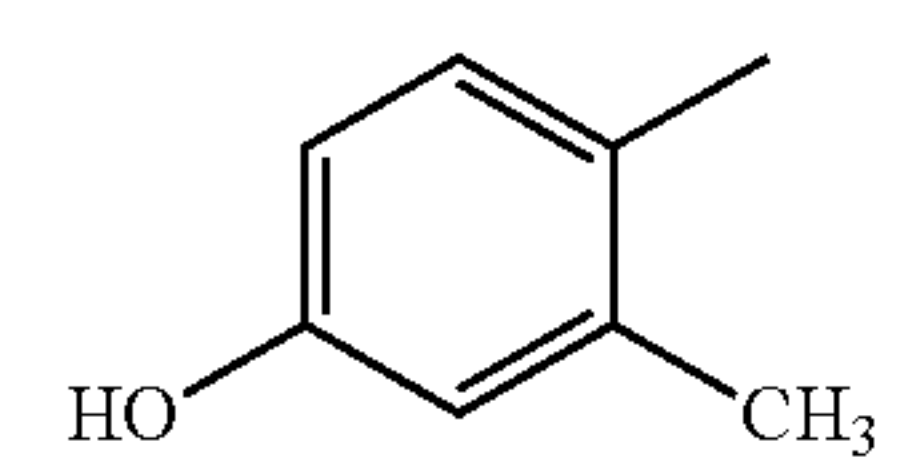
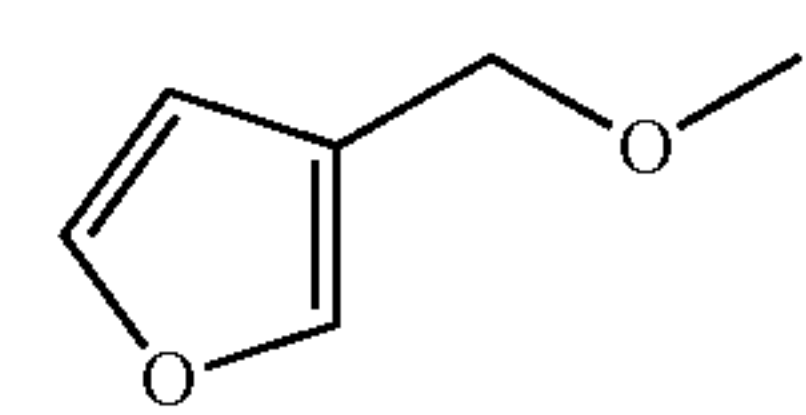
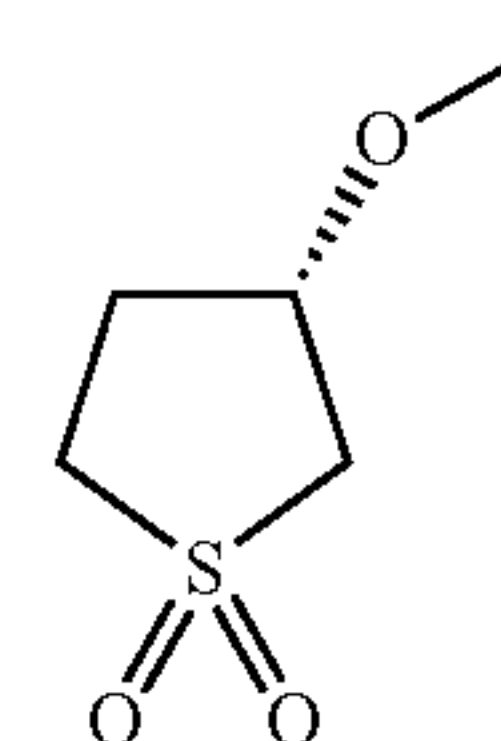
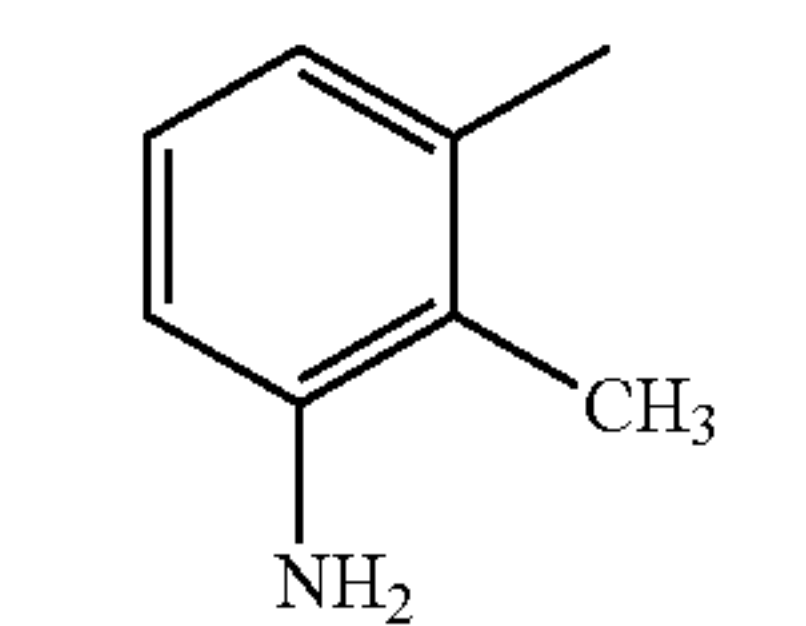
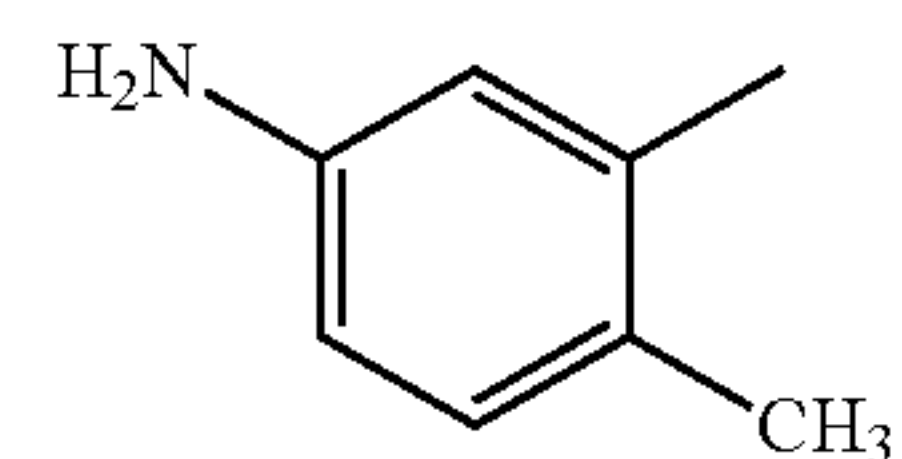
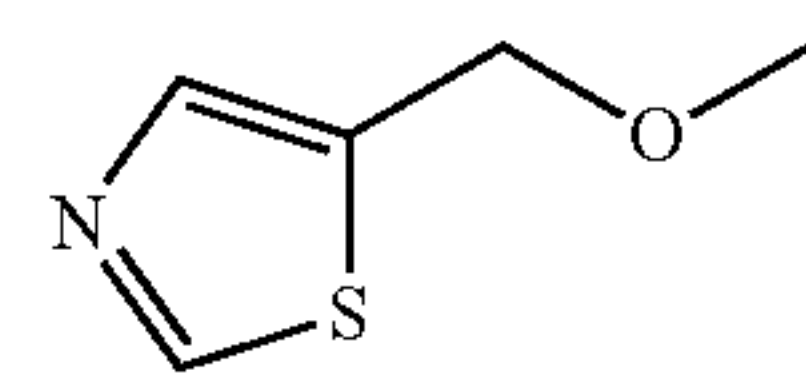
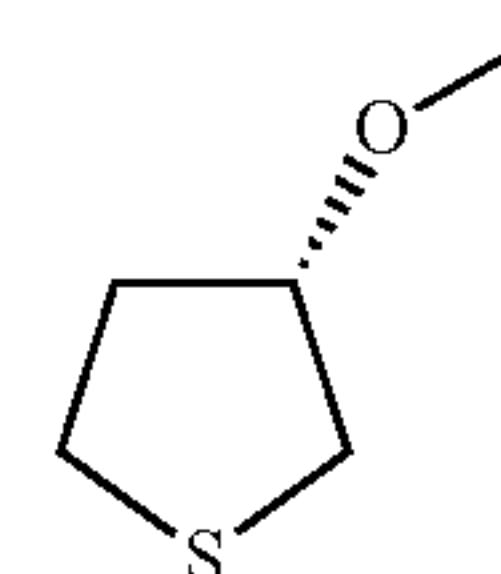
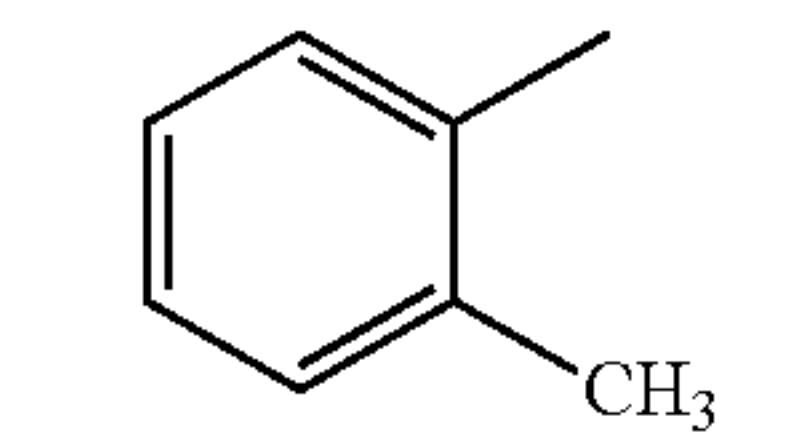
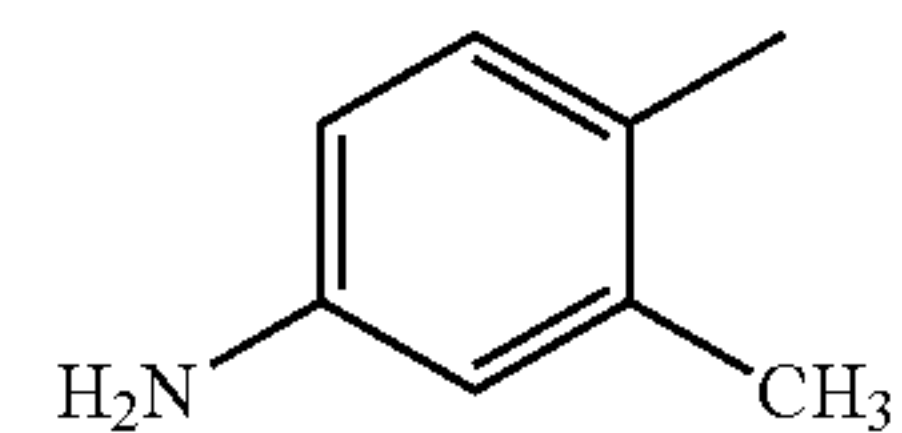
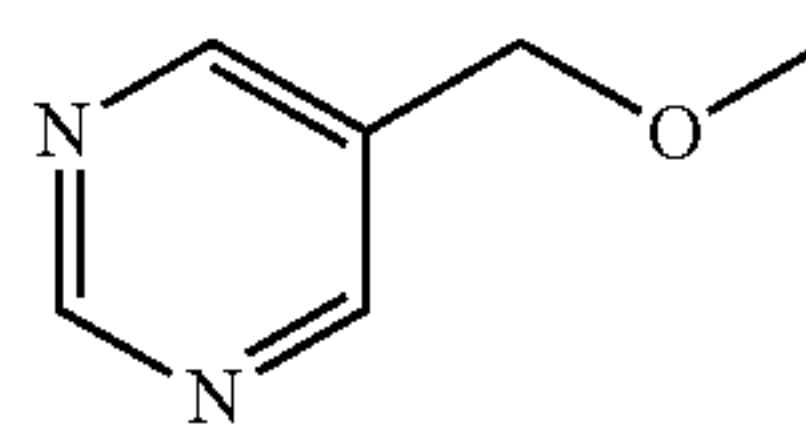
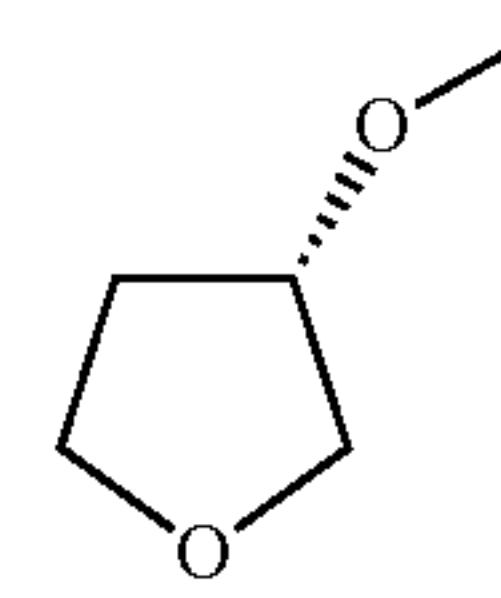
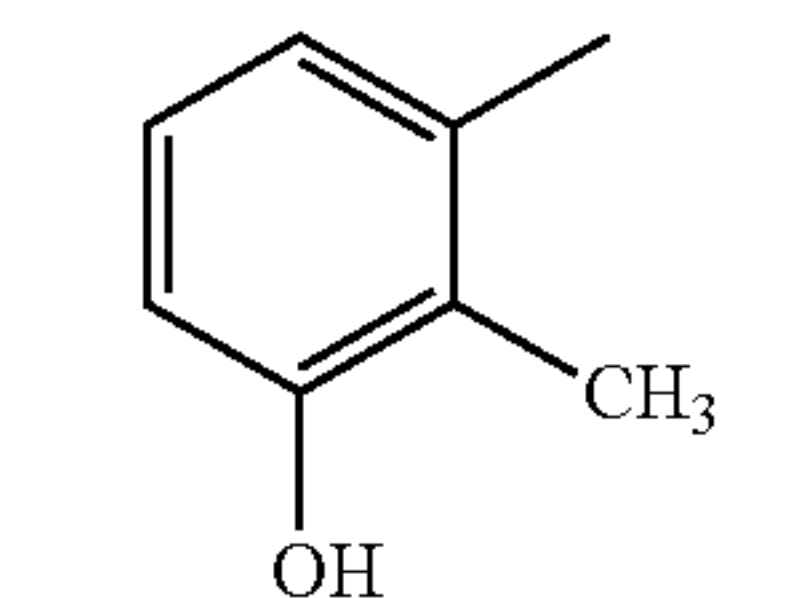
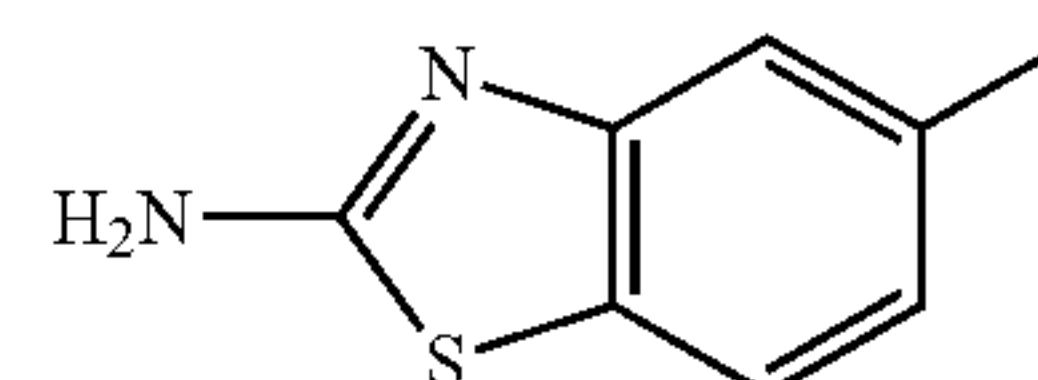
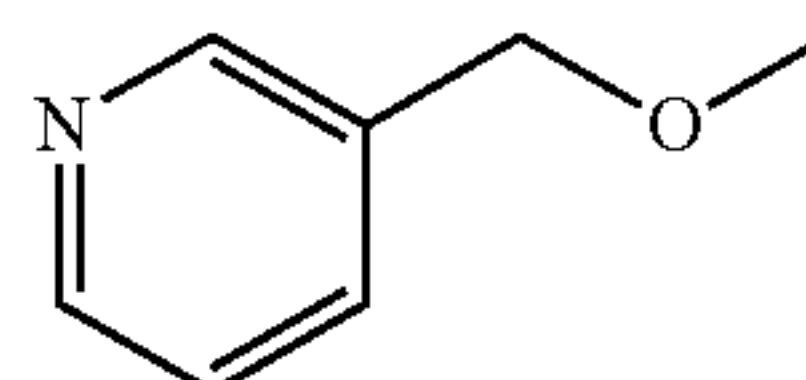
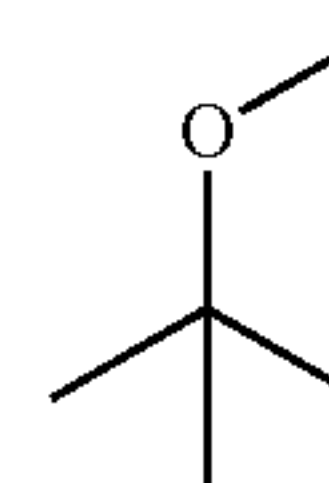
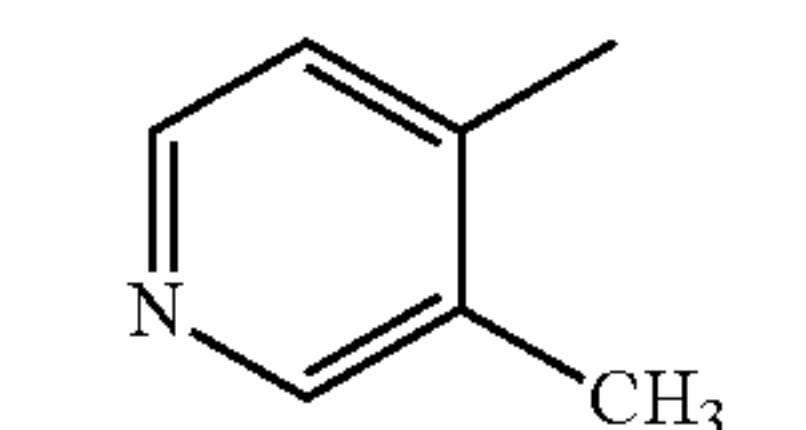
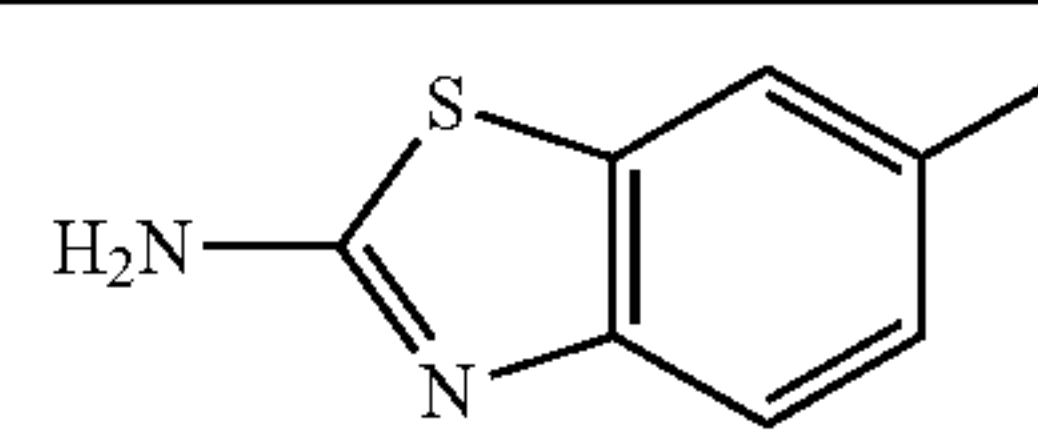
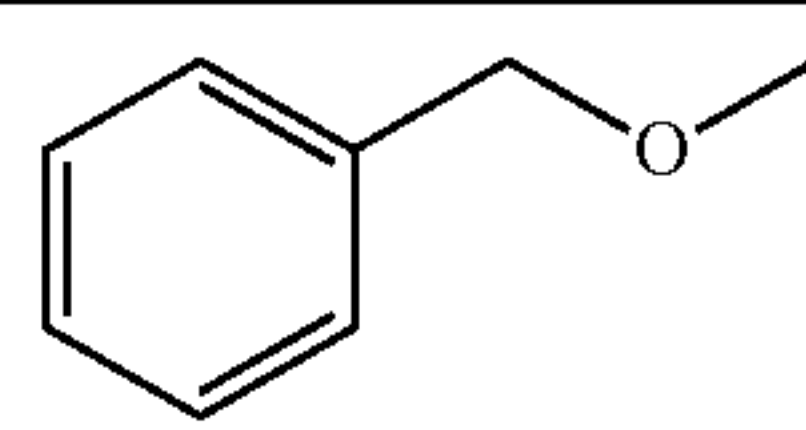
45

50

55

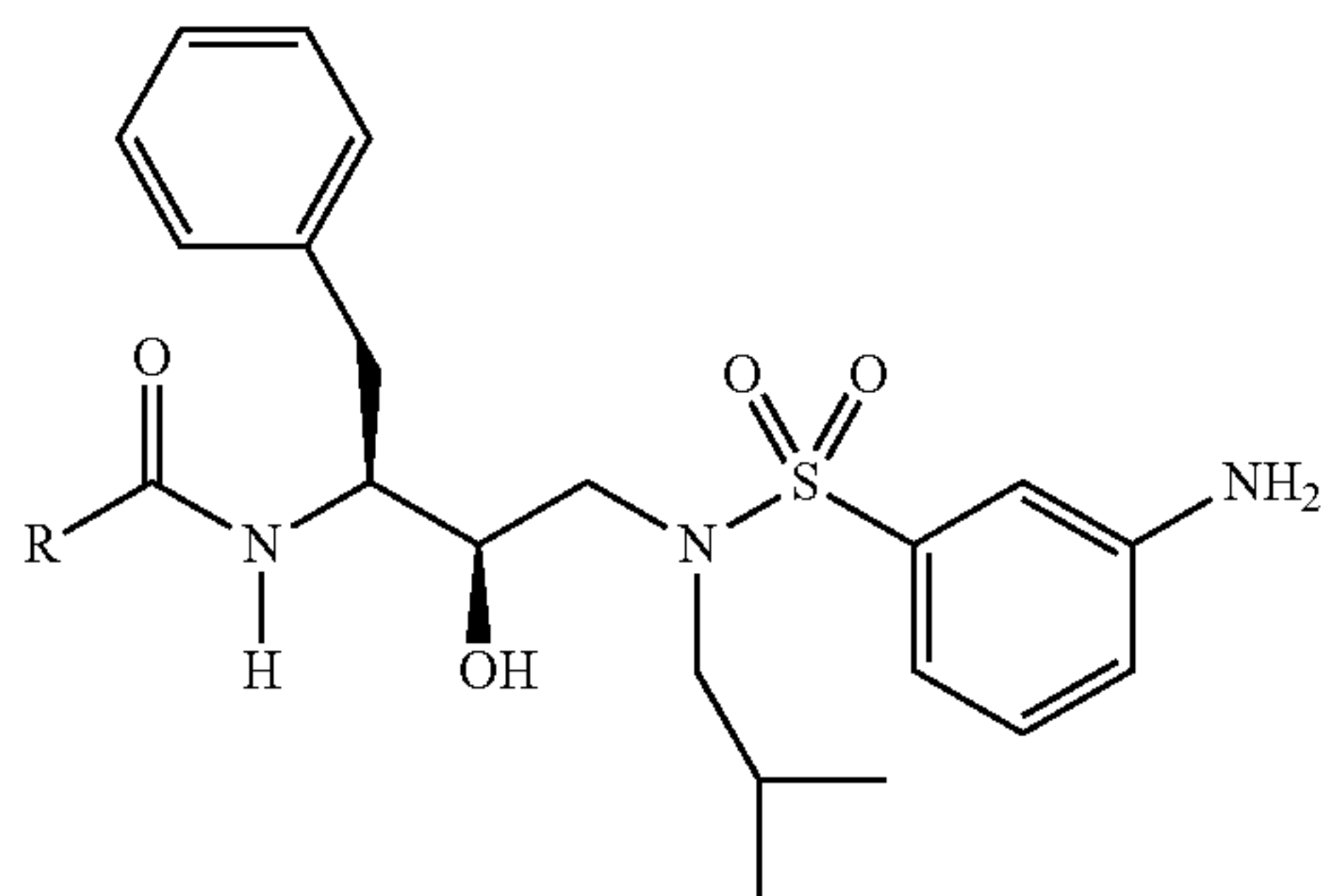
60

65



147

TABLE 16H-continued



R

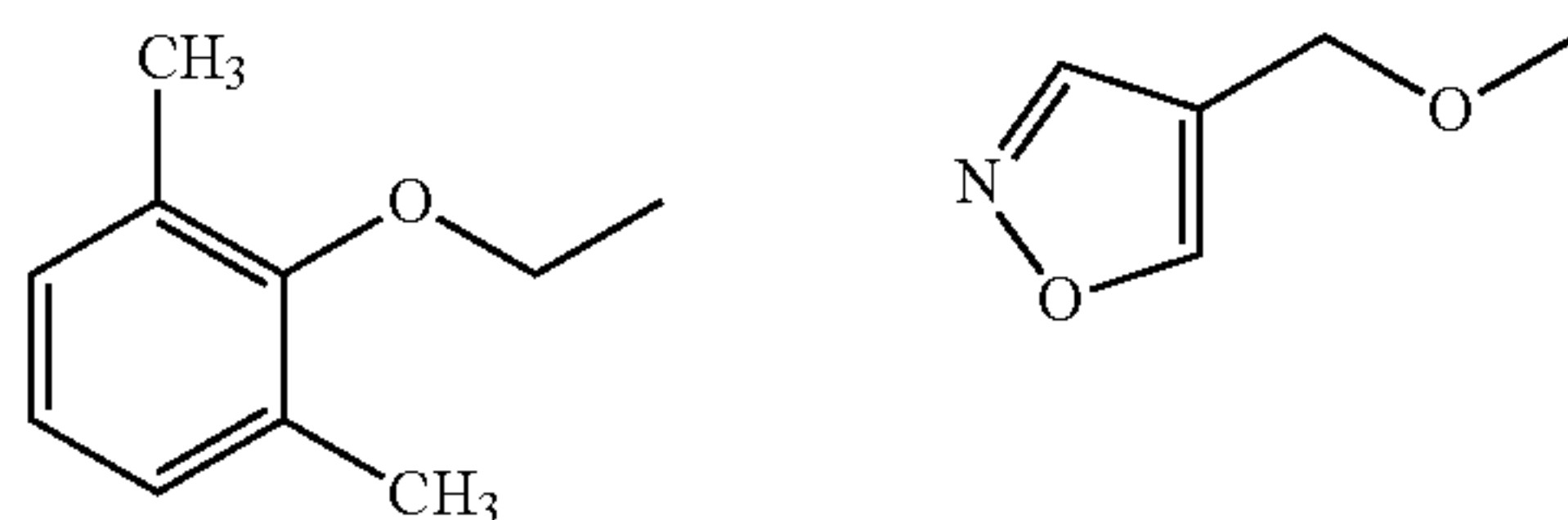
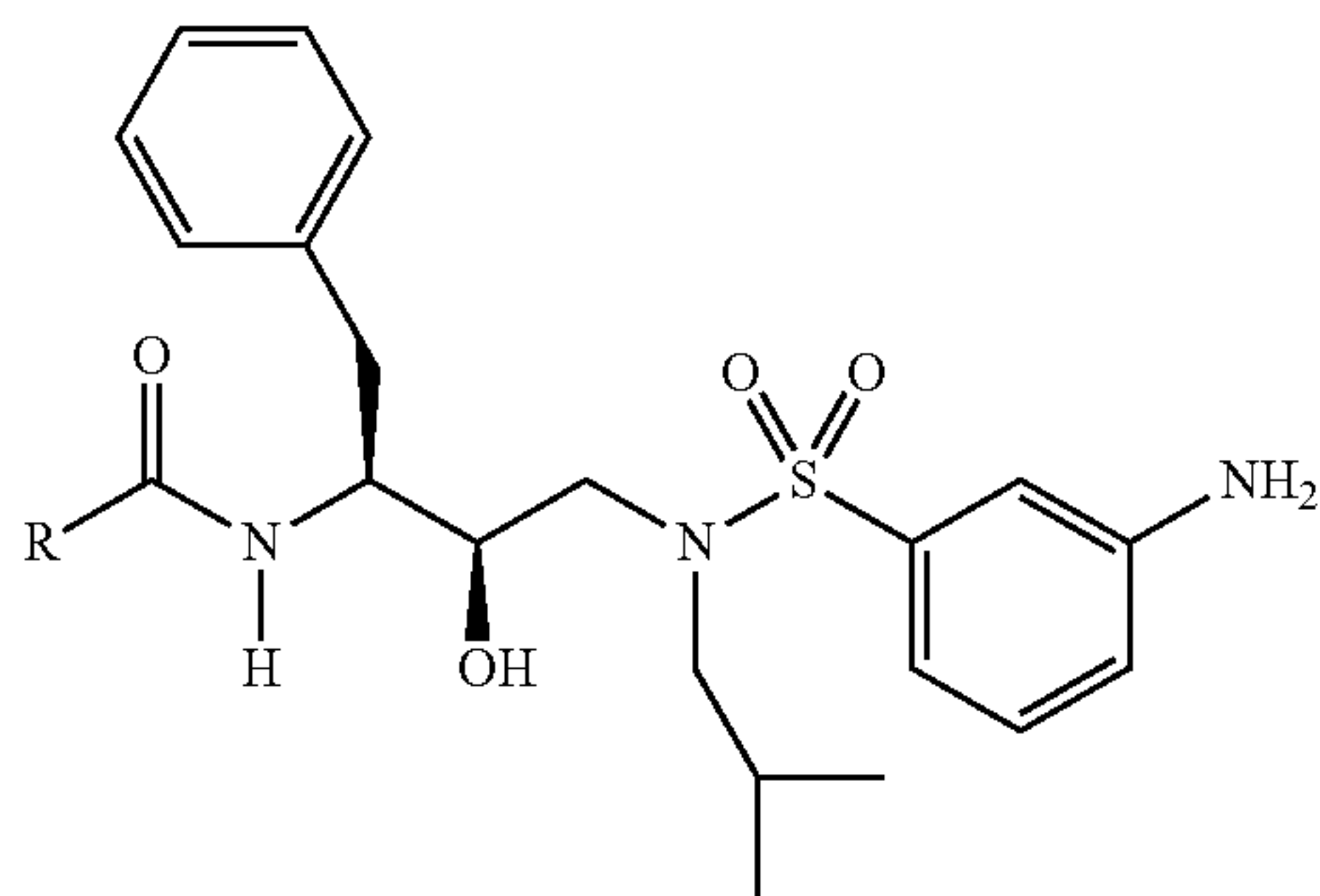
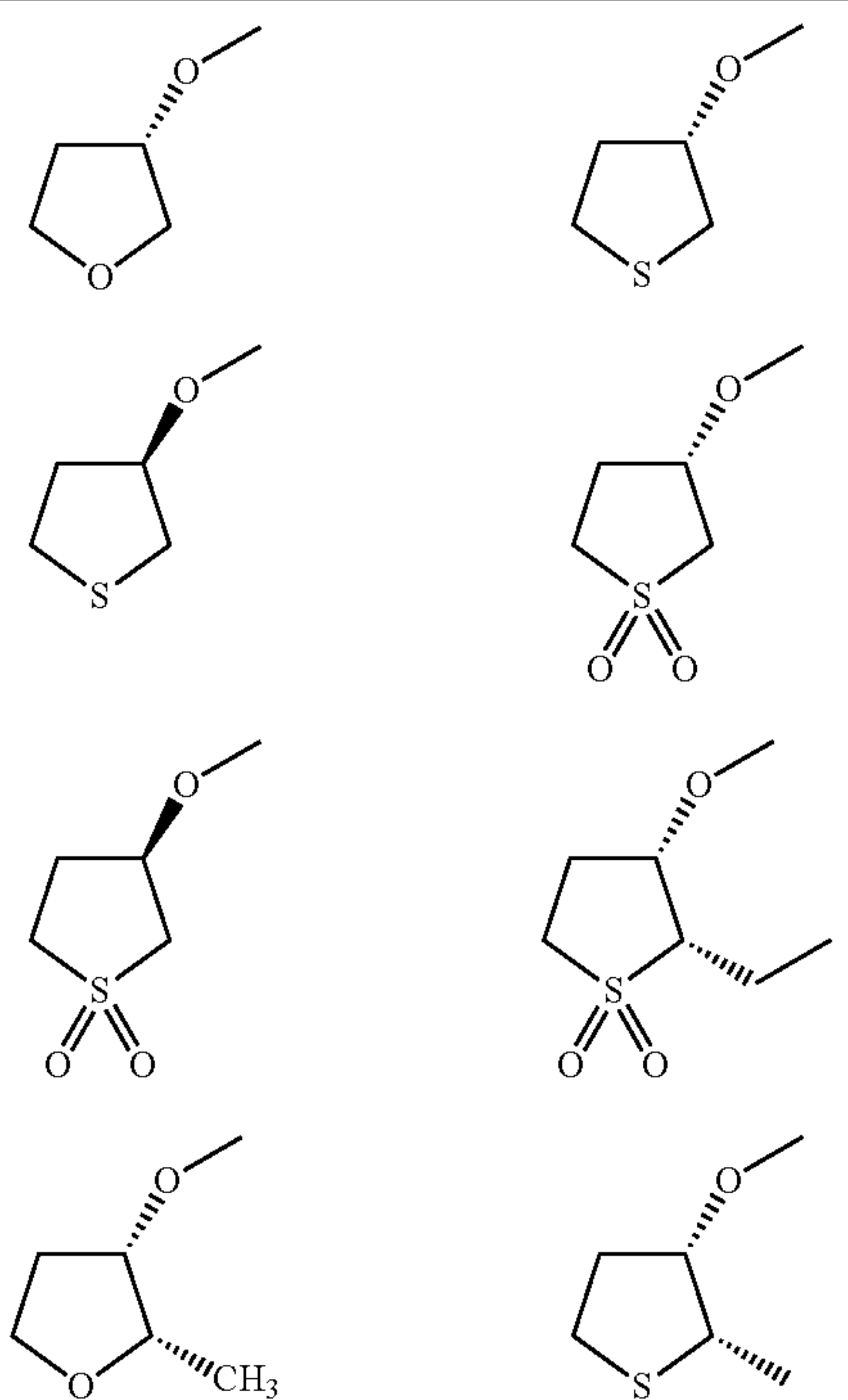


TABLE 16I

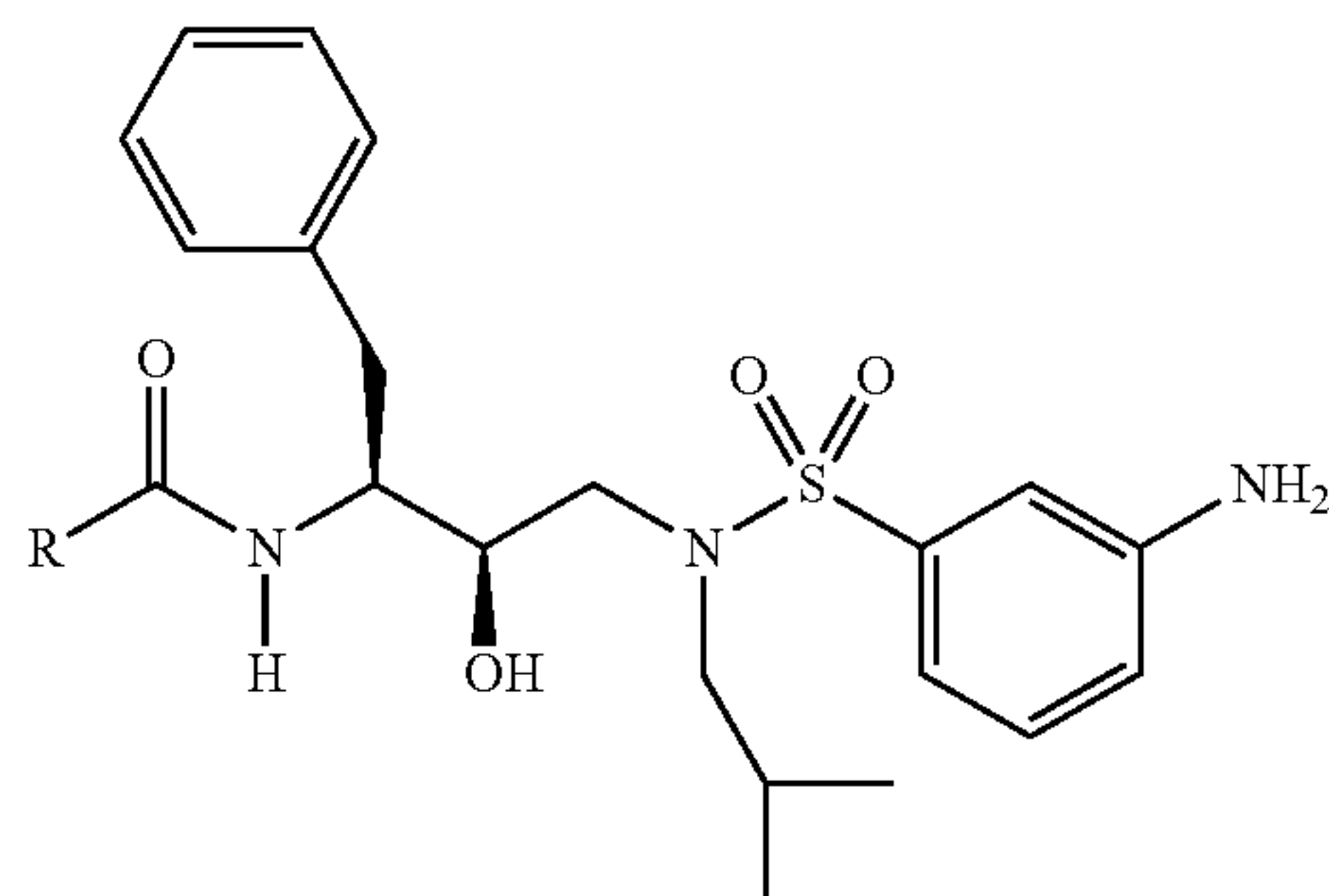


R

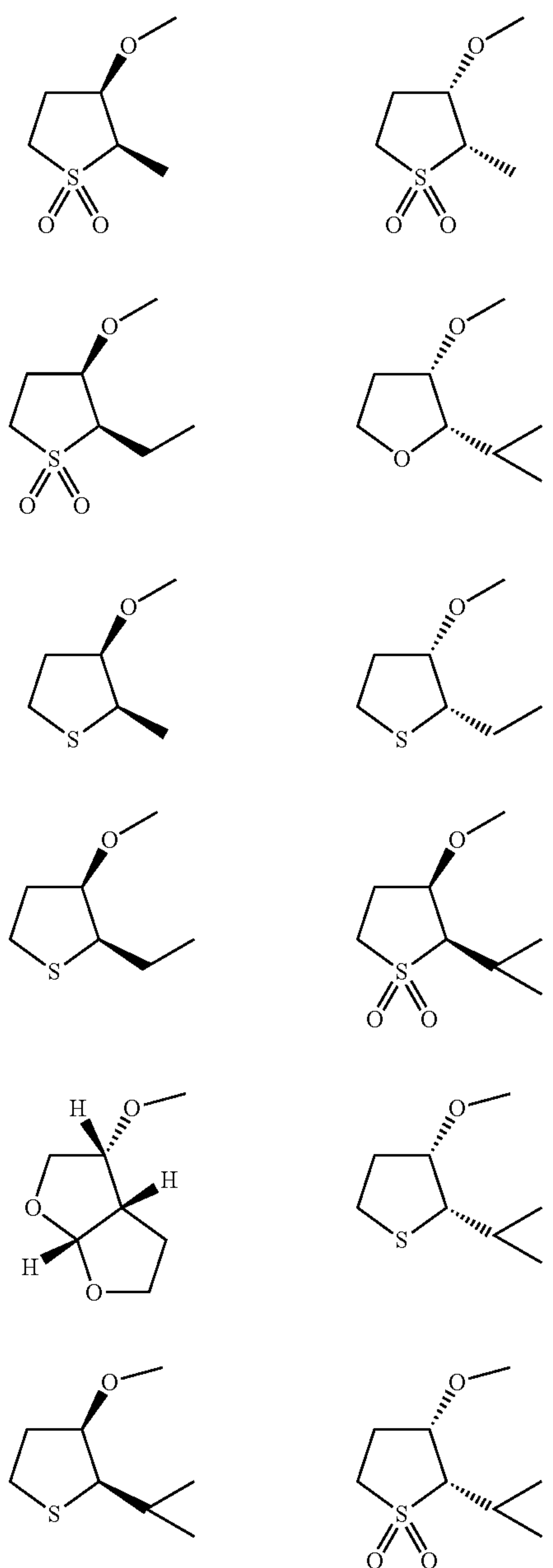


148

TABLE 16I-continued

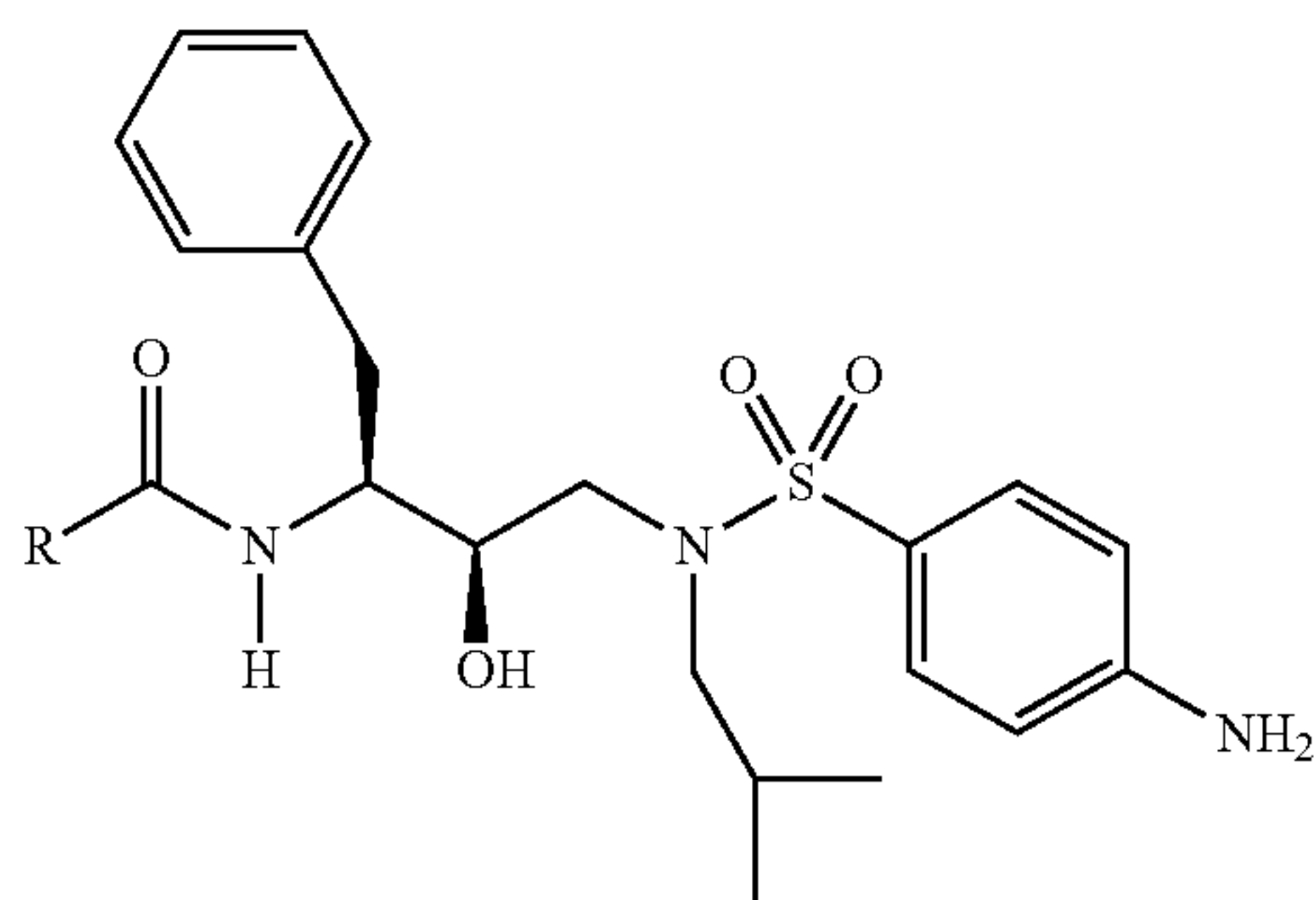


R



149

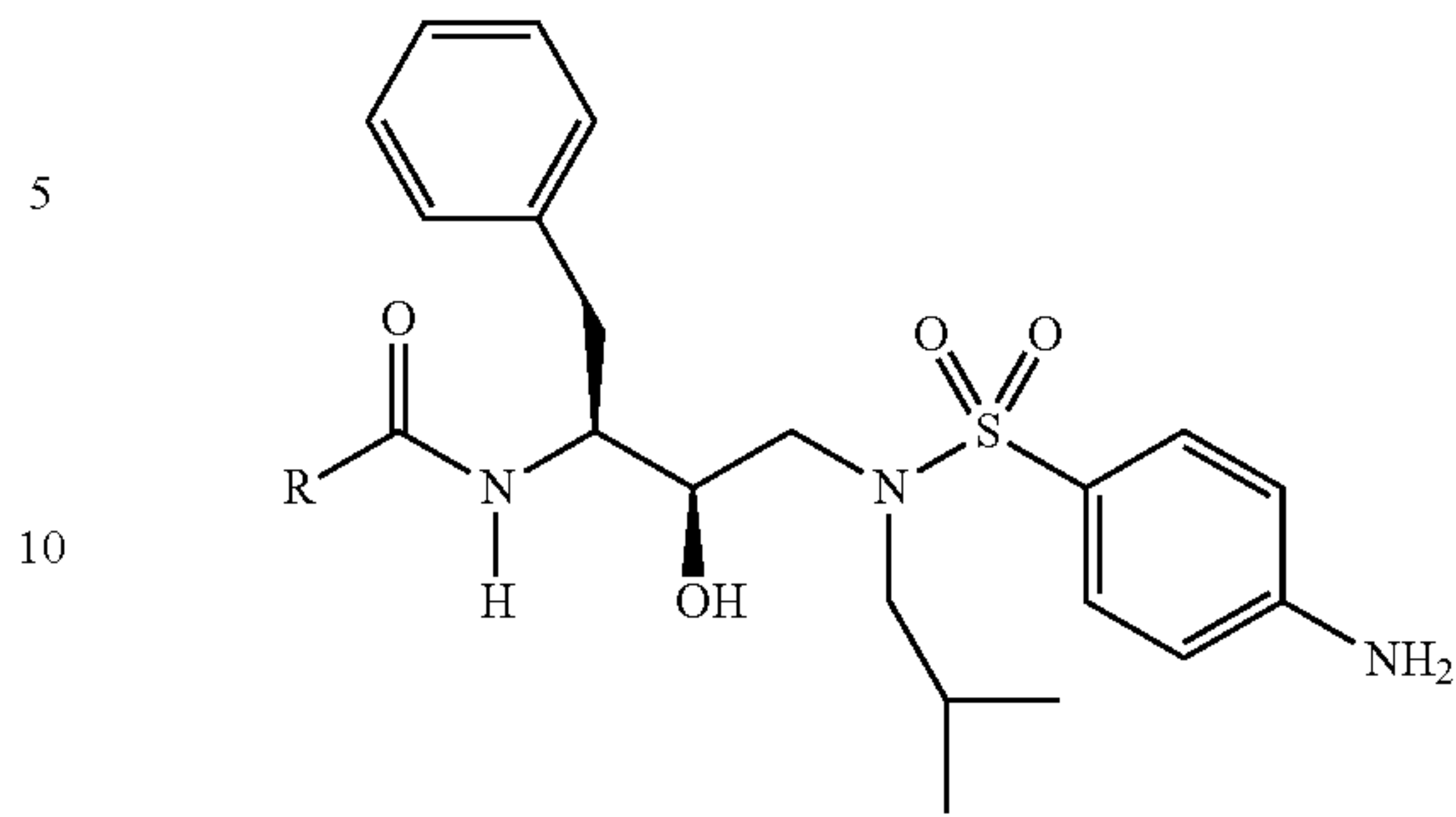
TABLE 16J



R

150

TABLE 16J-continued



R

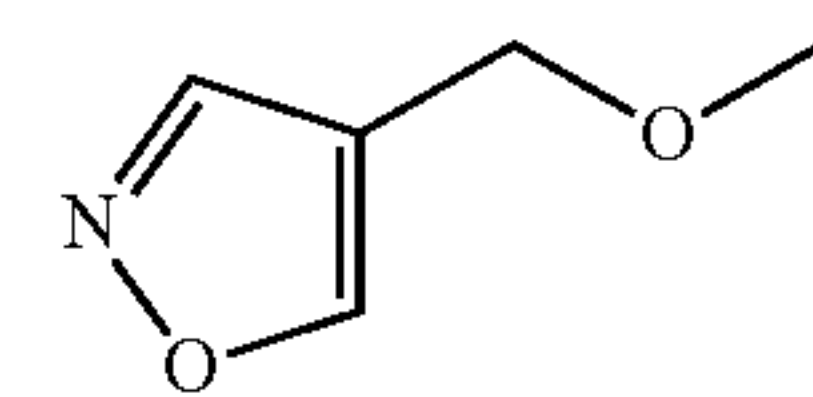
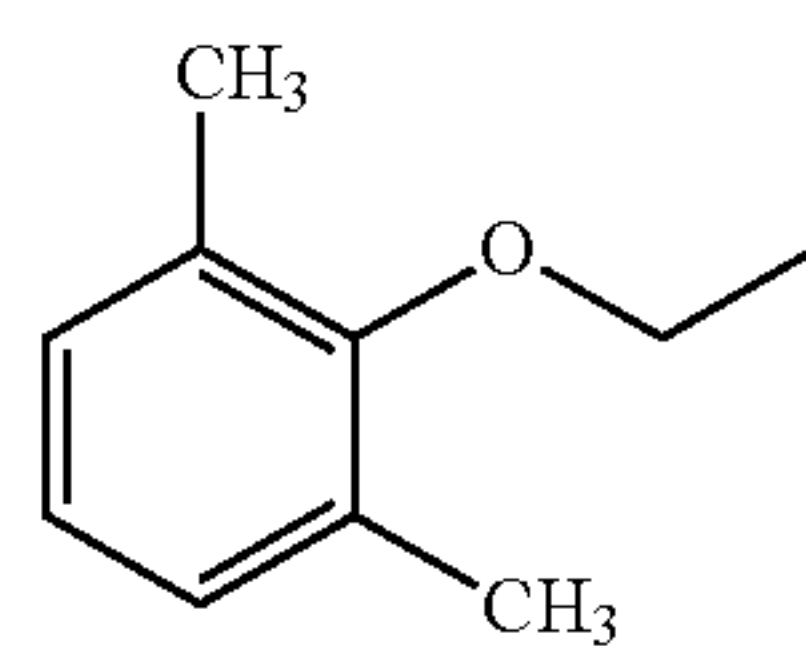
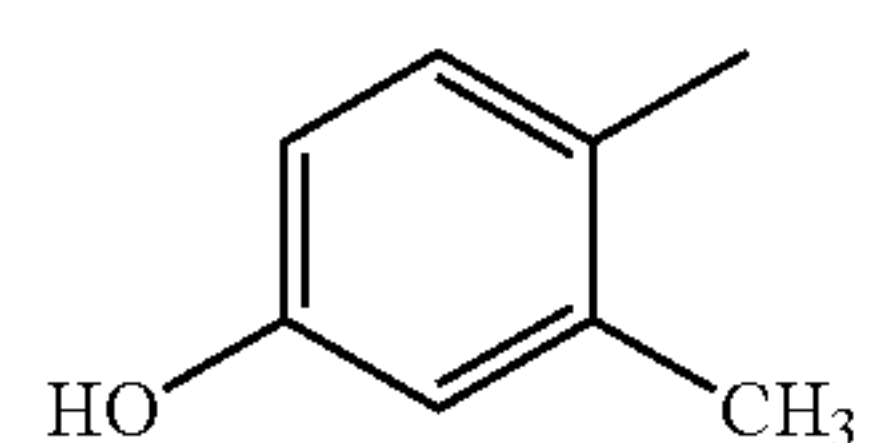
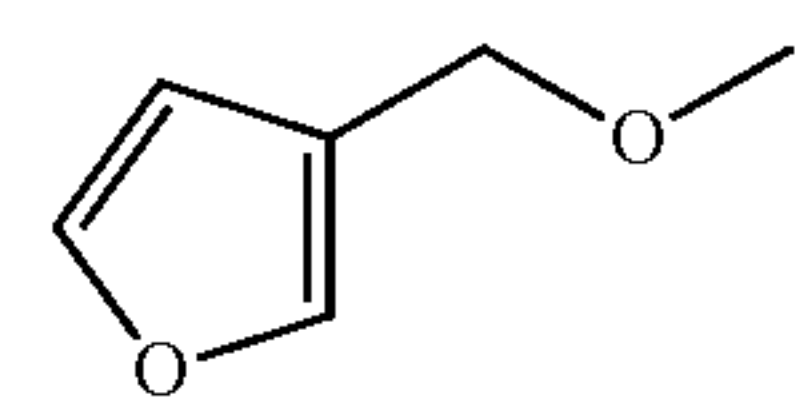
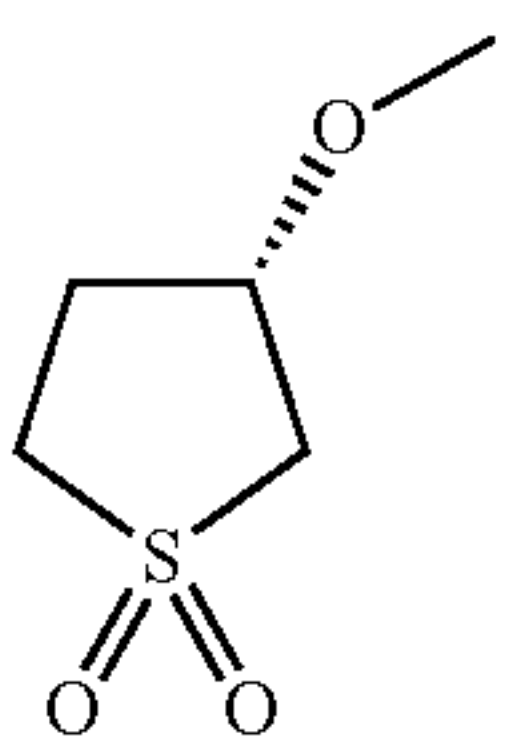
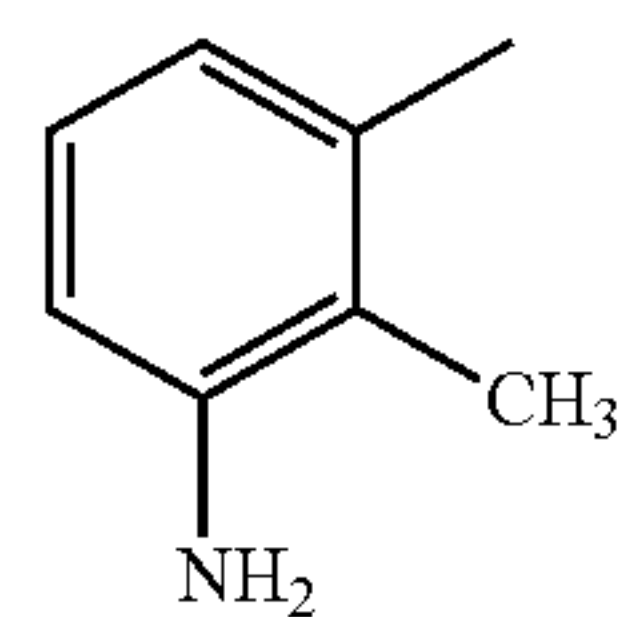
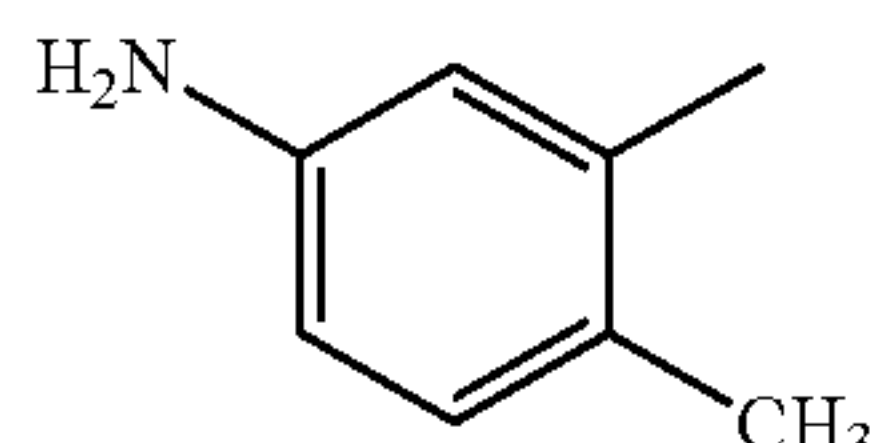
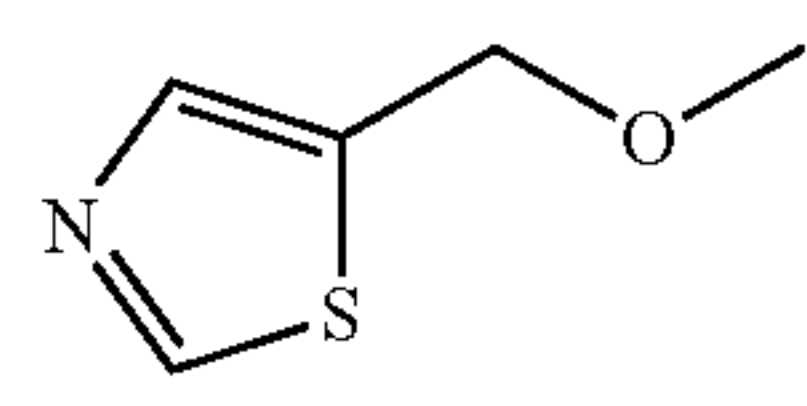
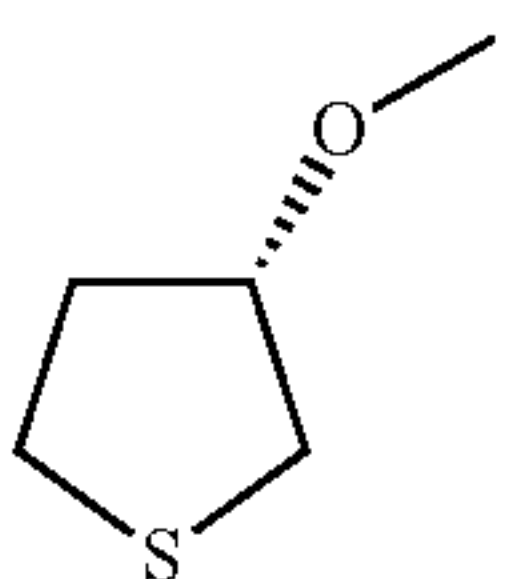
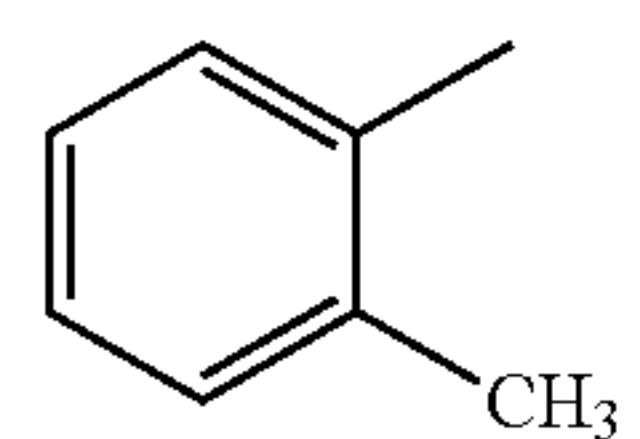
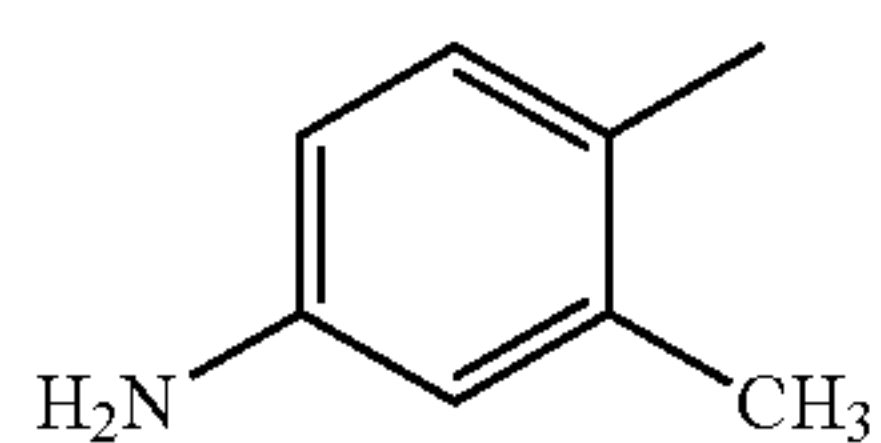
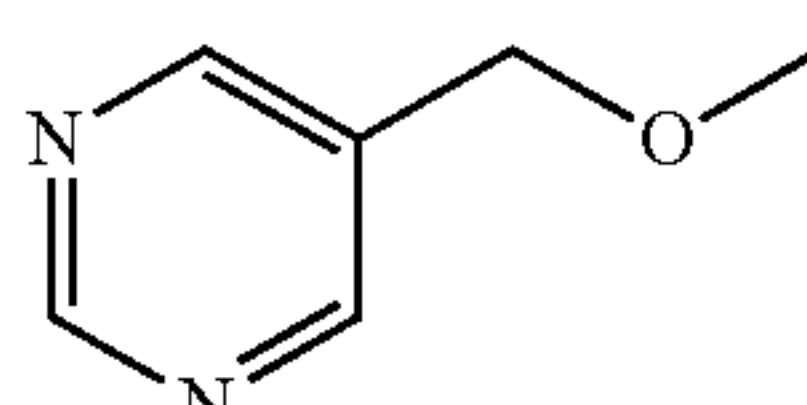
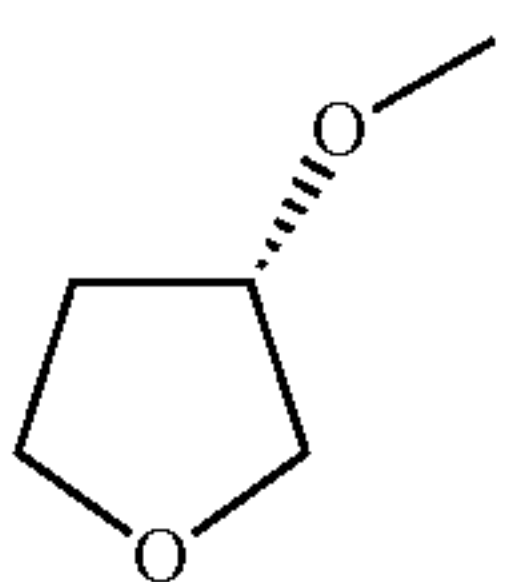
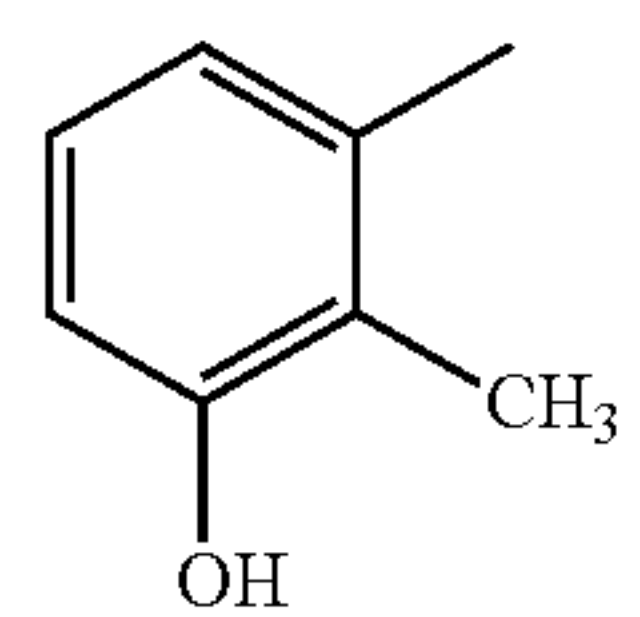
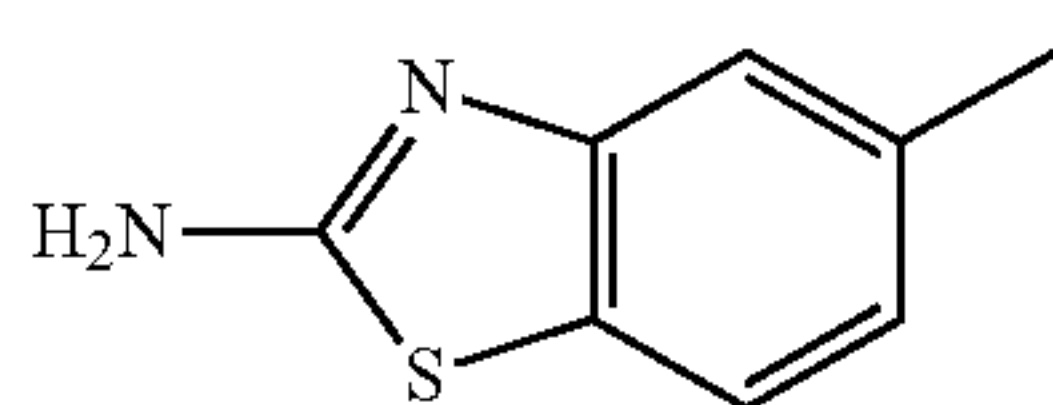
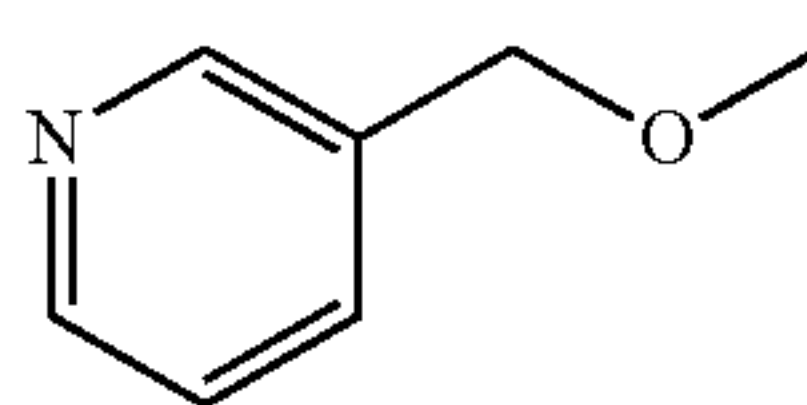
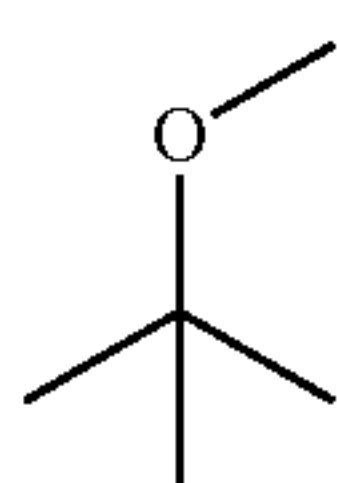
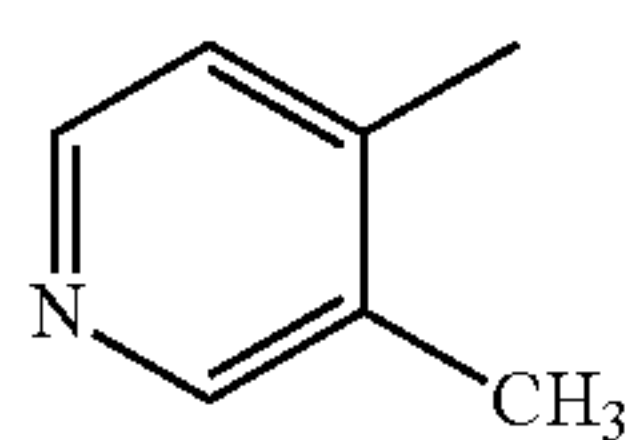
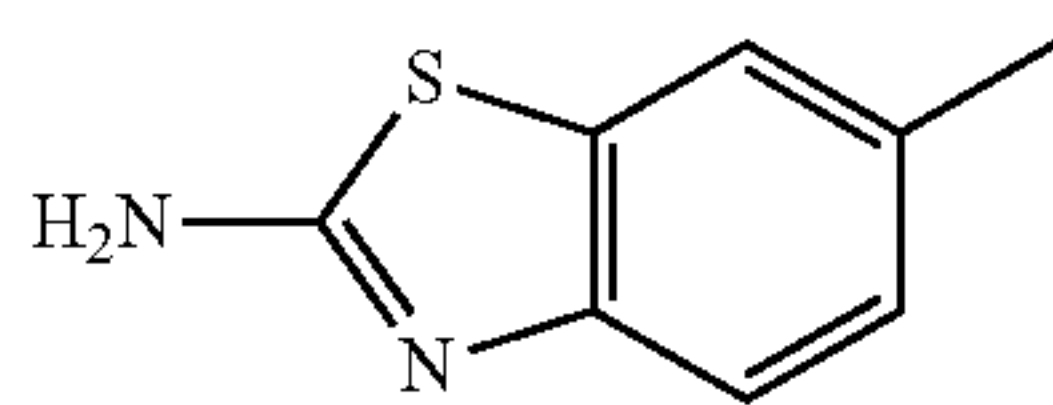
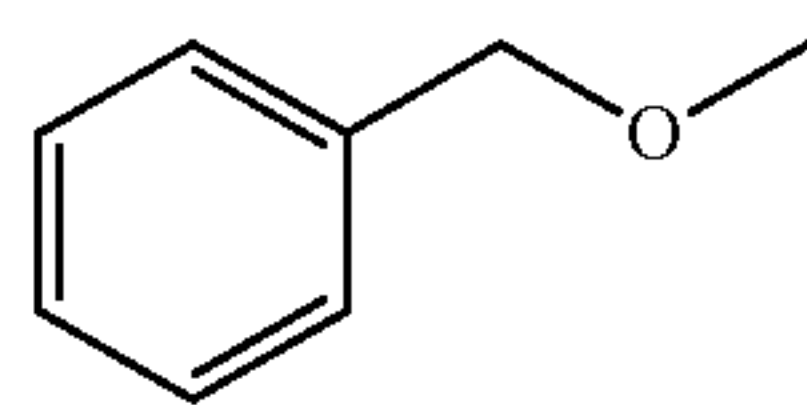
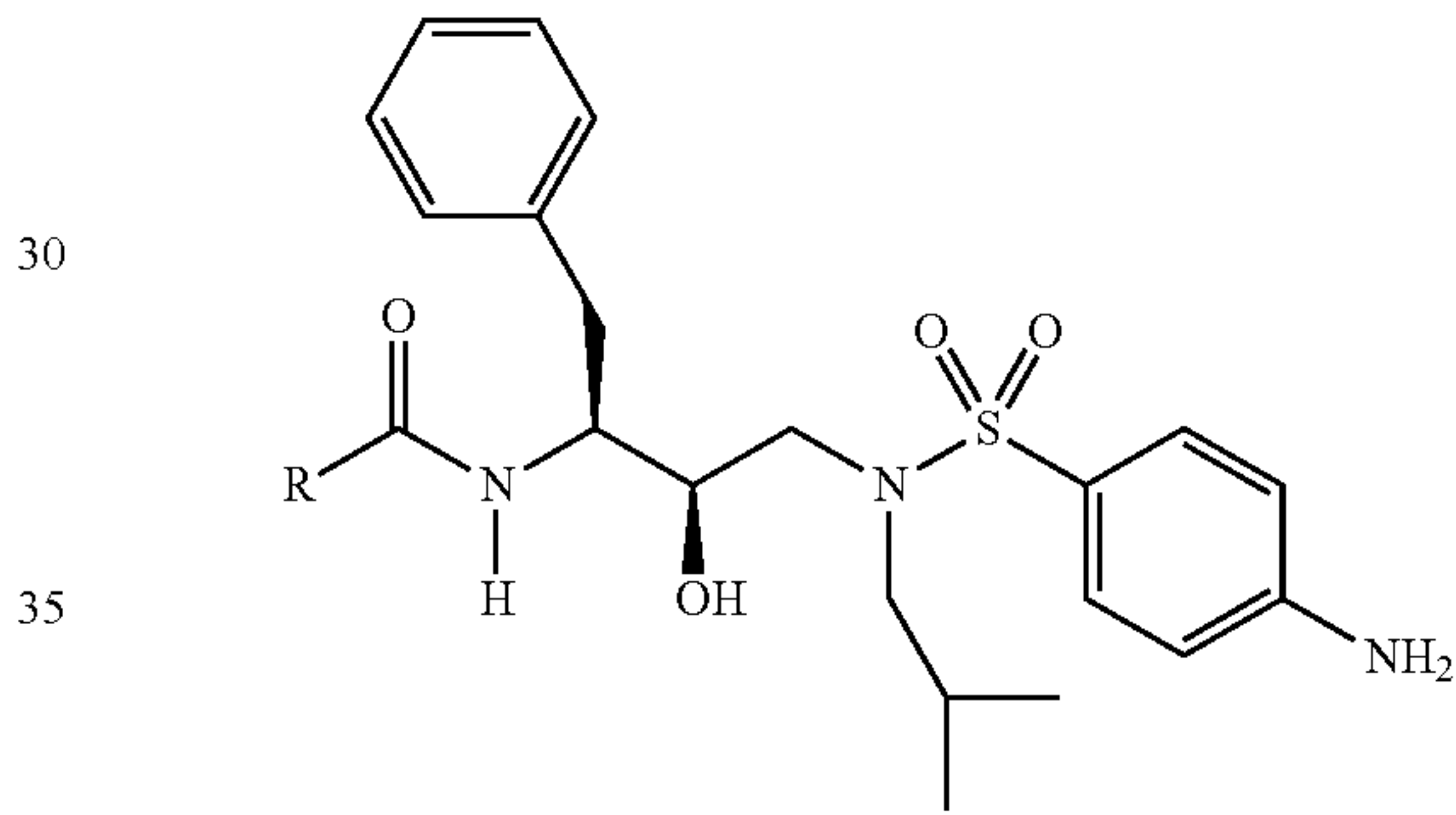
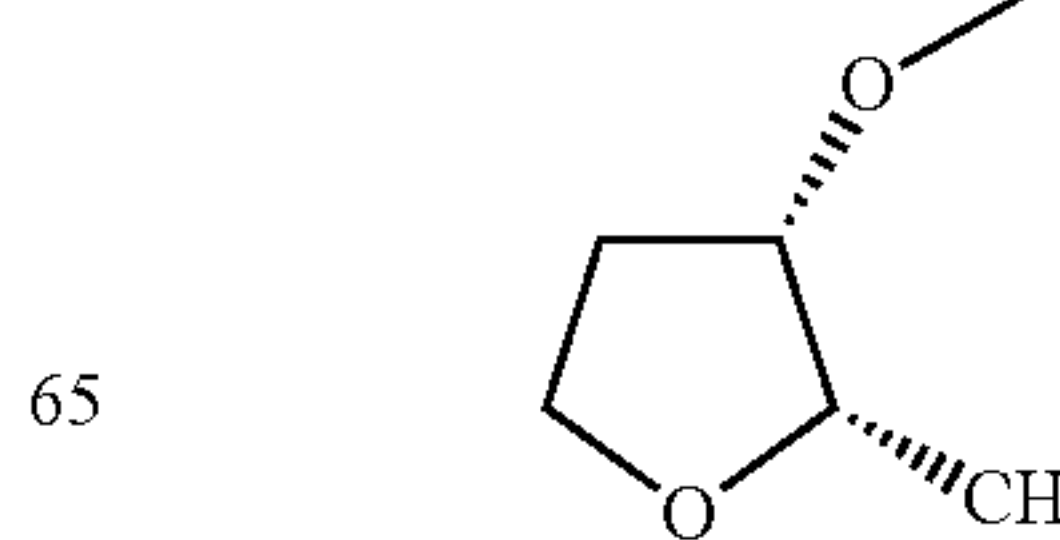
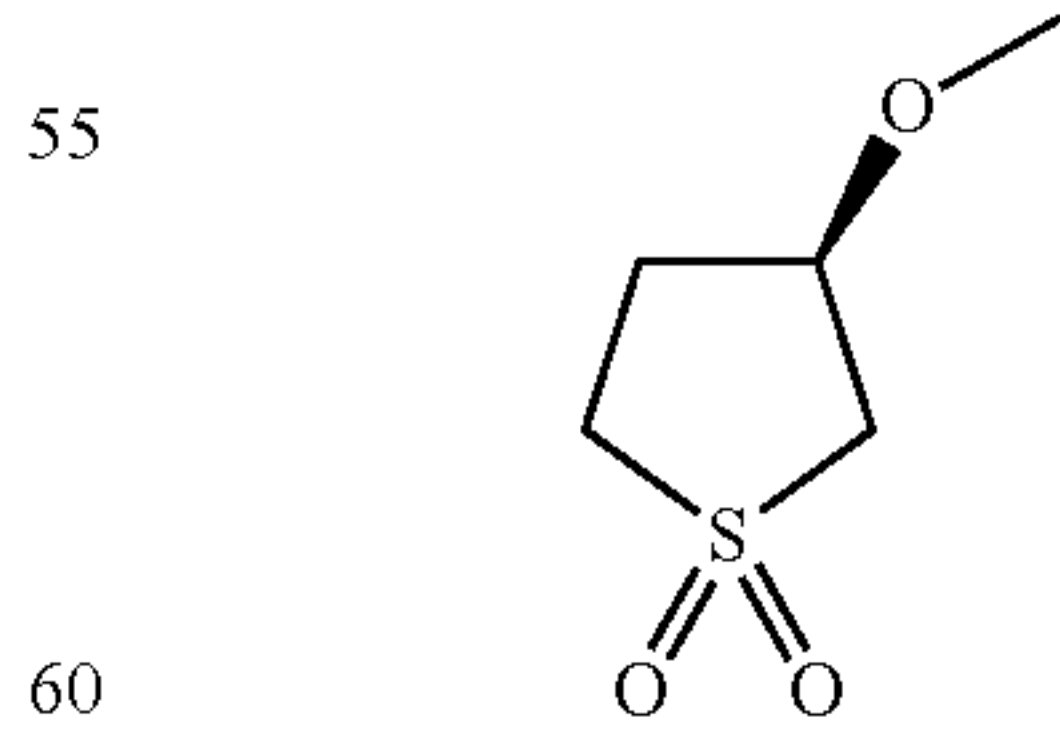
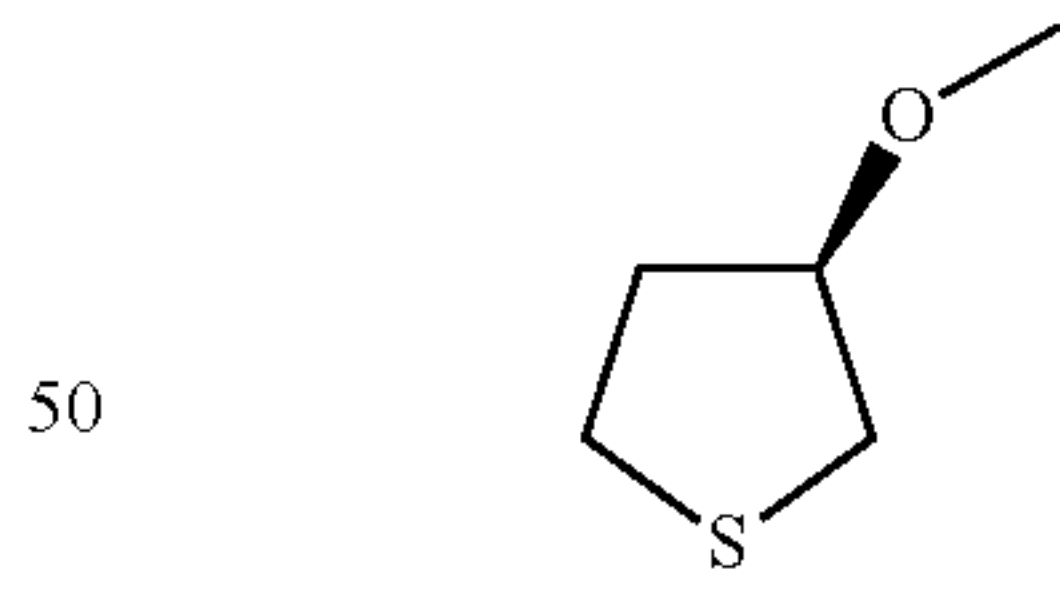
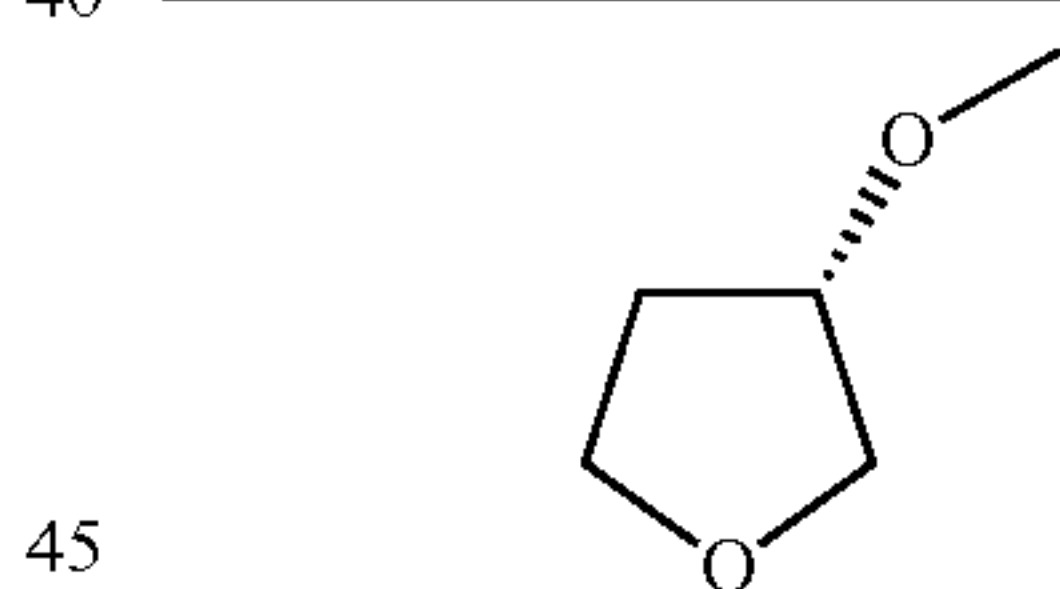


TABLE 16K

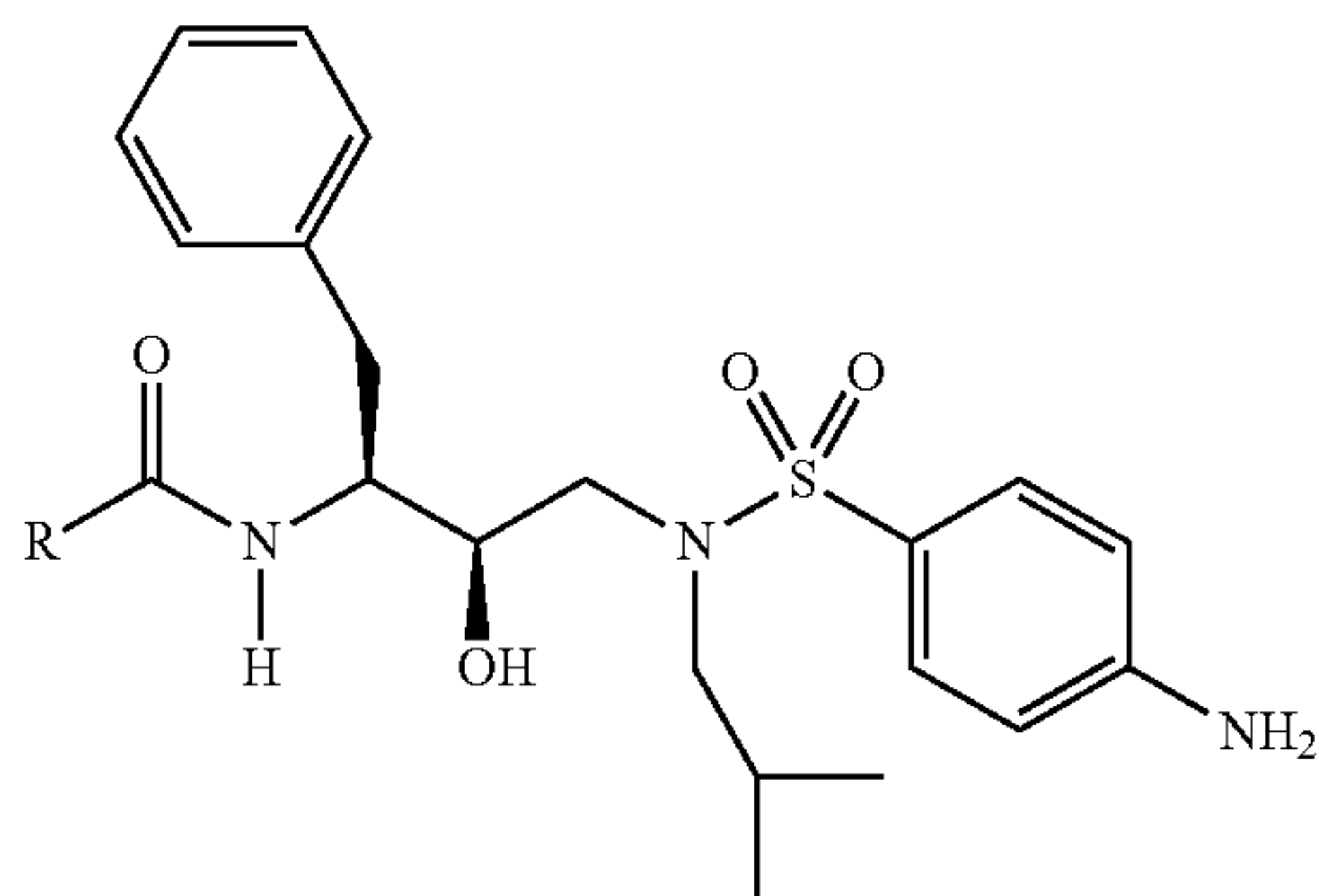


R

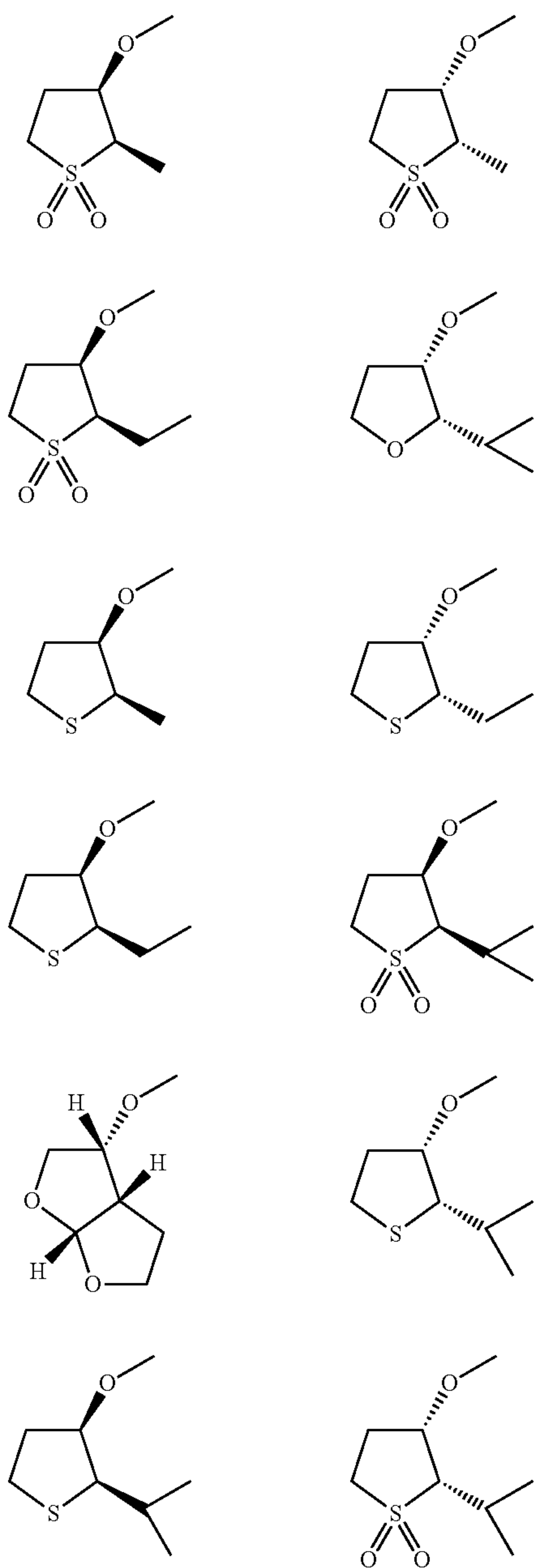


151

TABLE 16K-continued

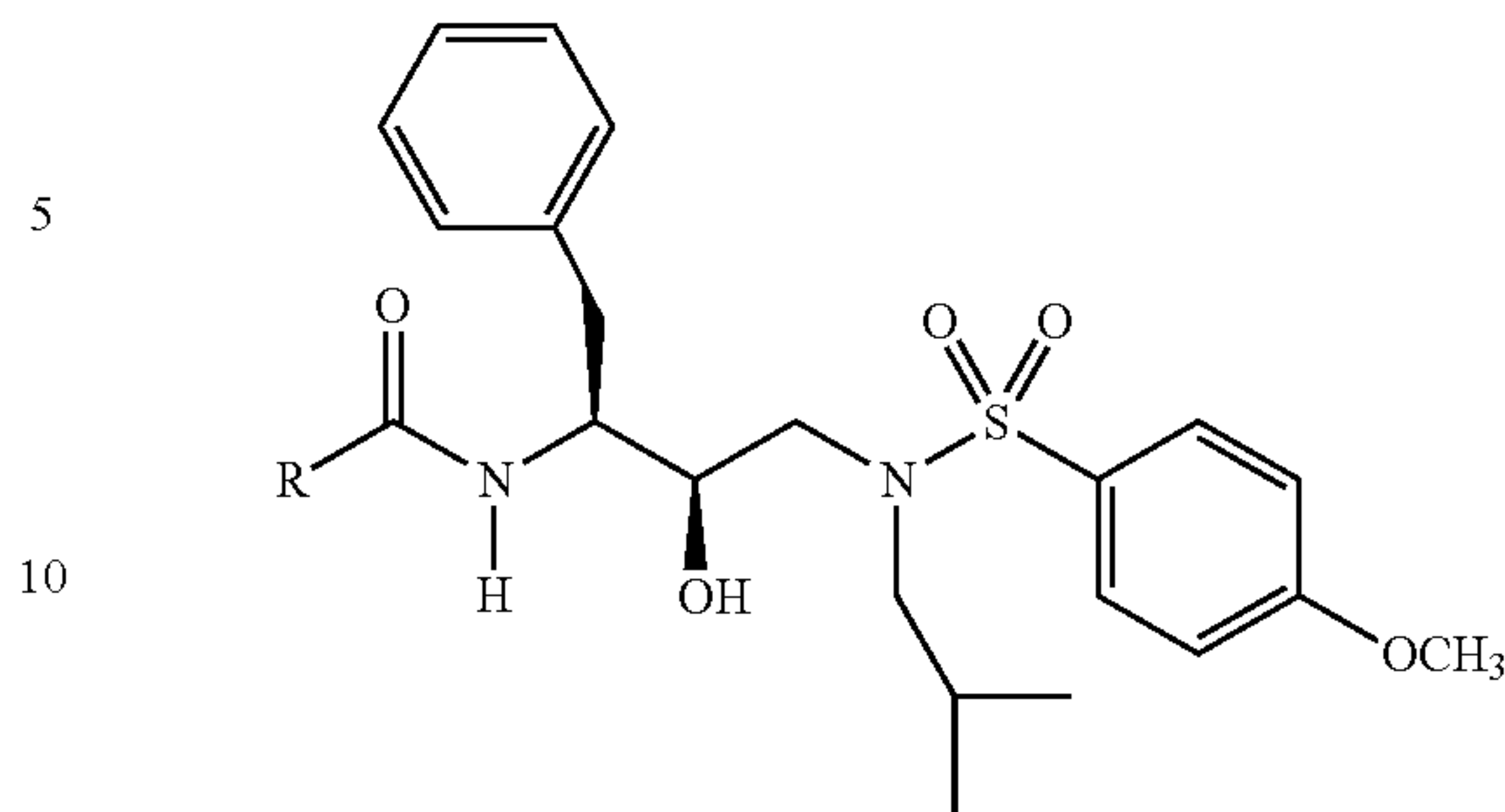


R

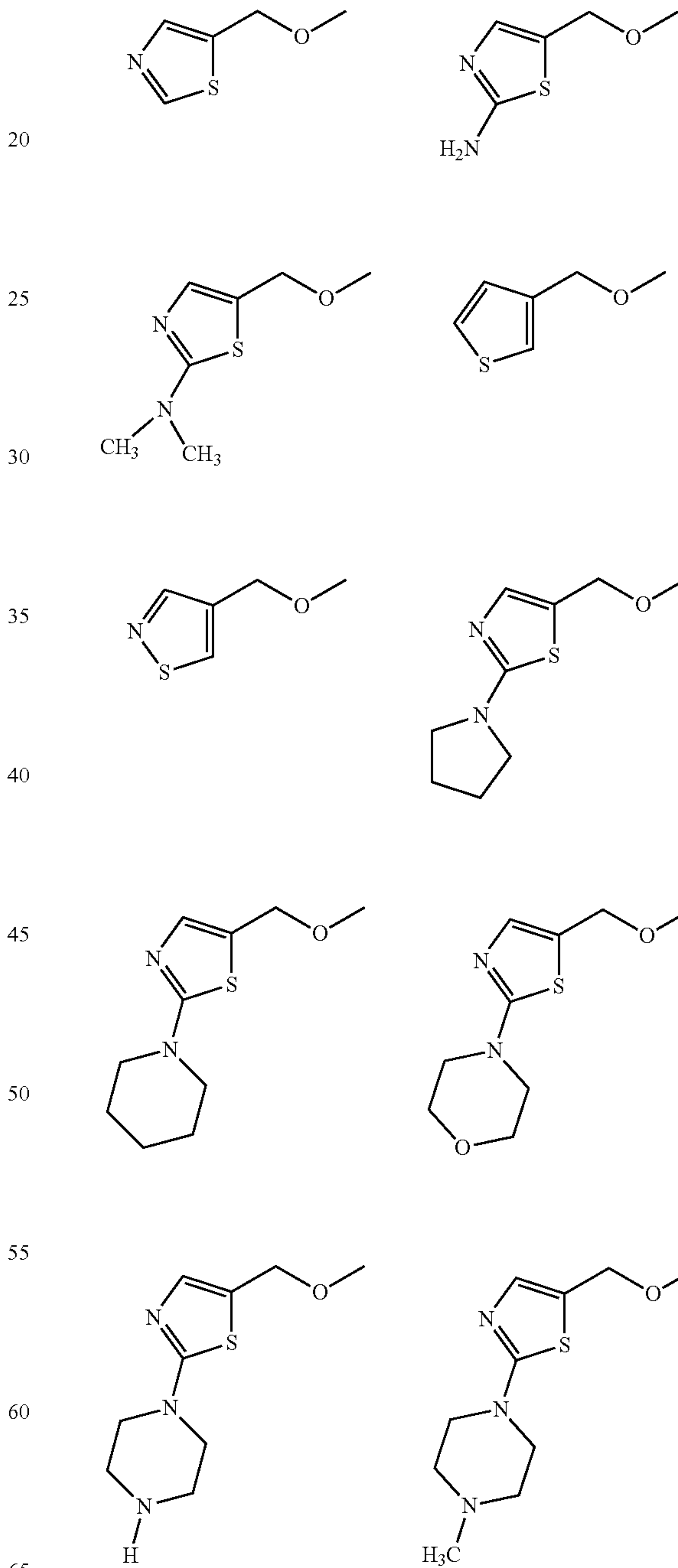


152

TABLE 16L

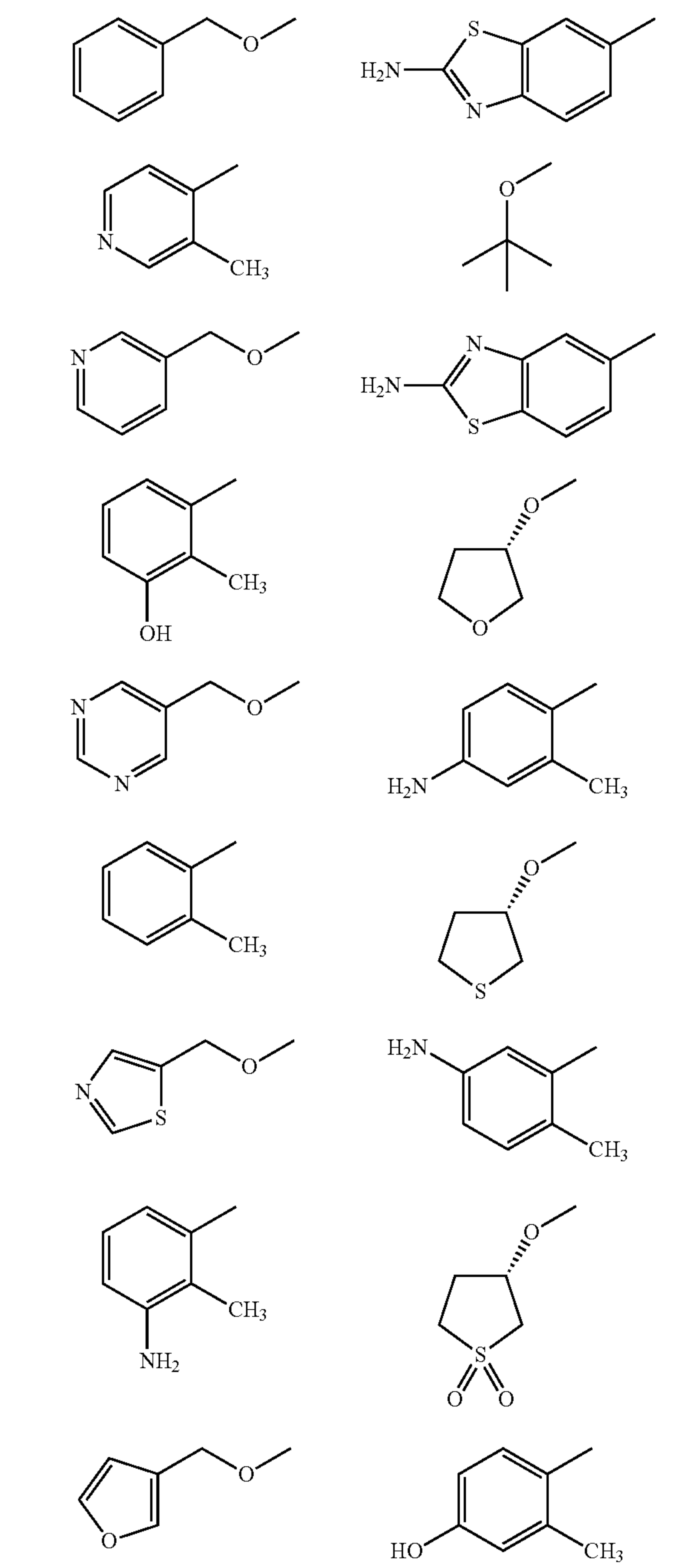
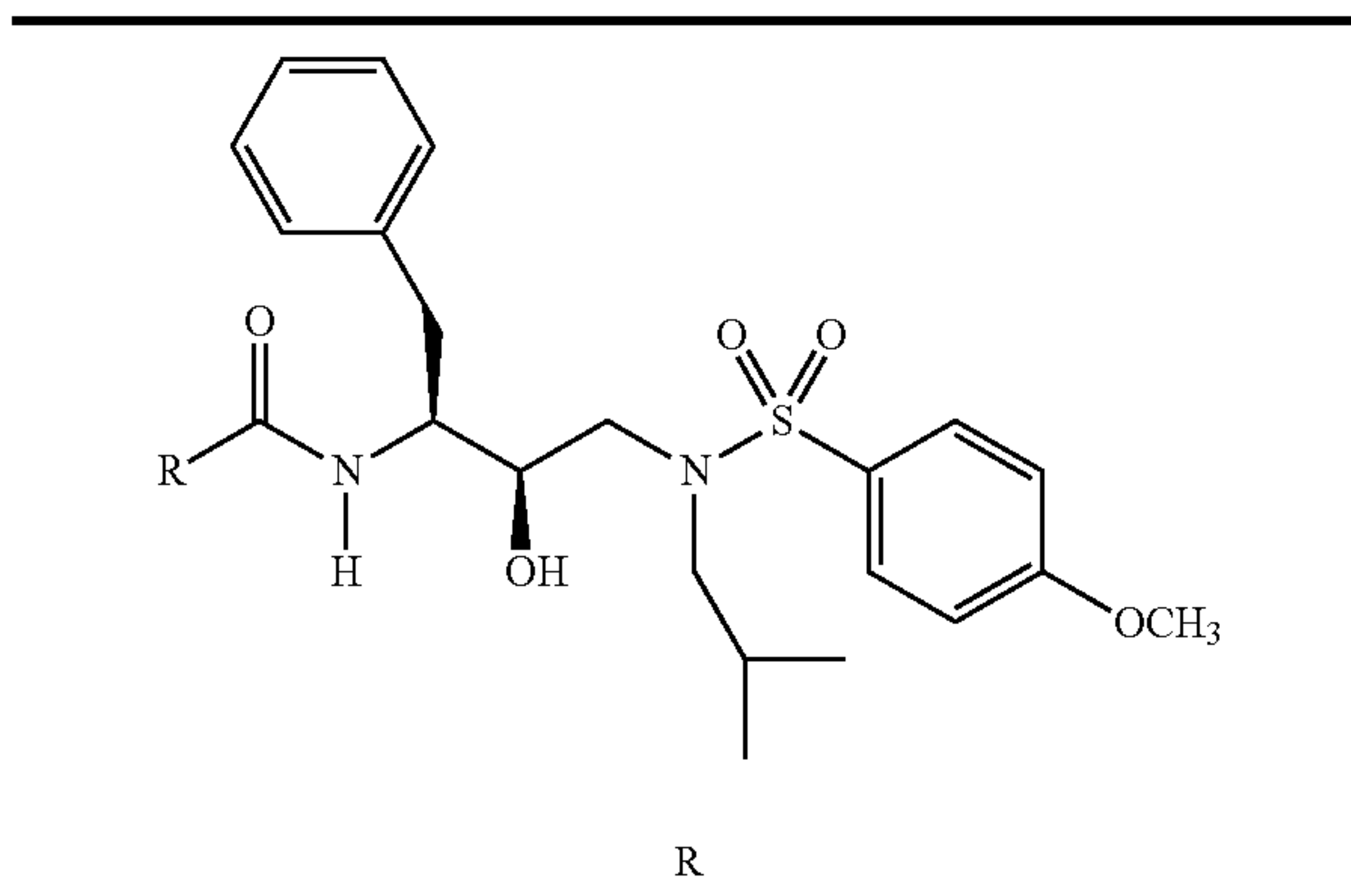


R



153

TABLE 16M



154

TABLE 16M-continued

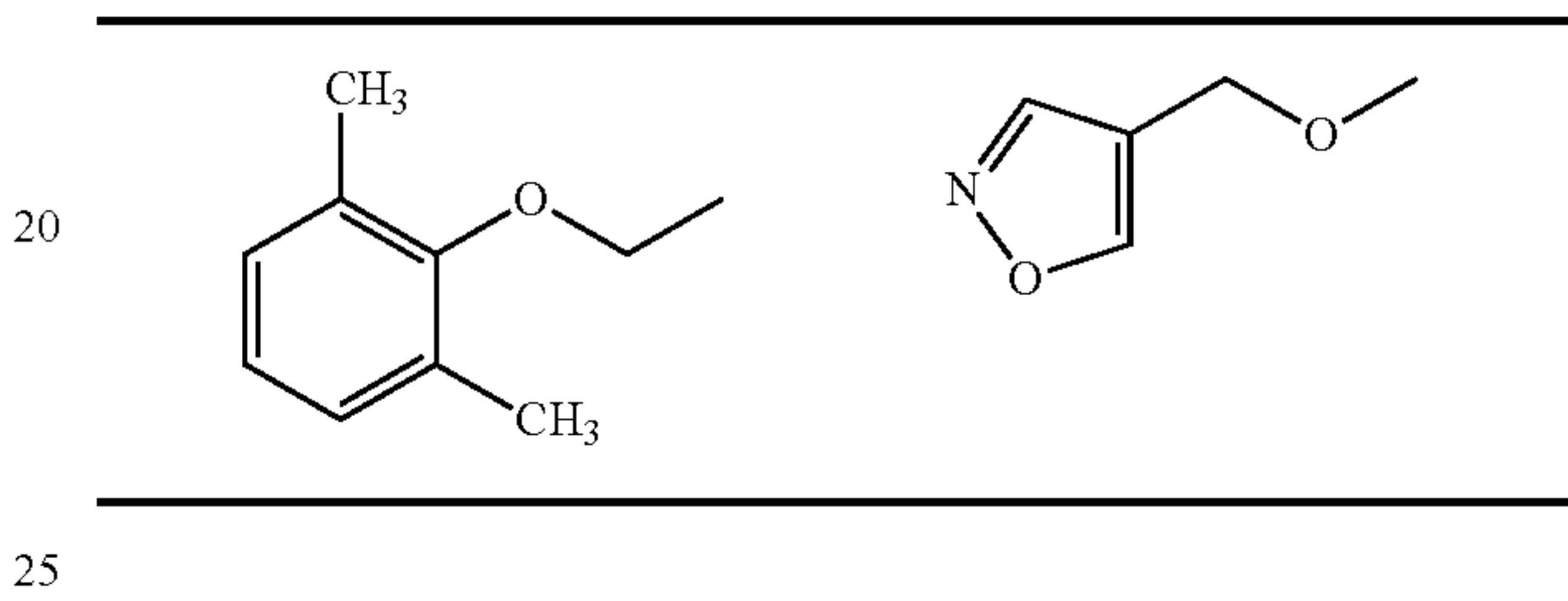
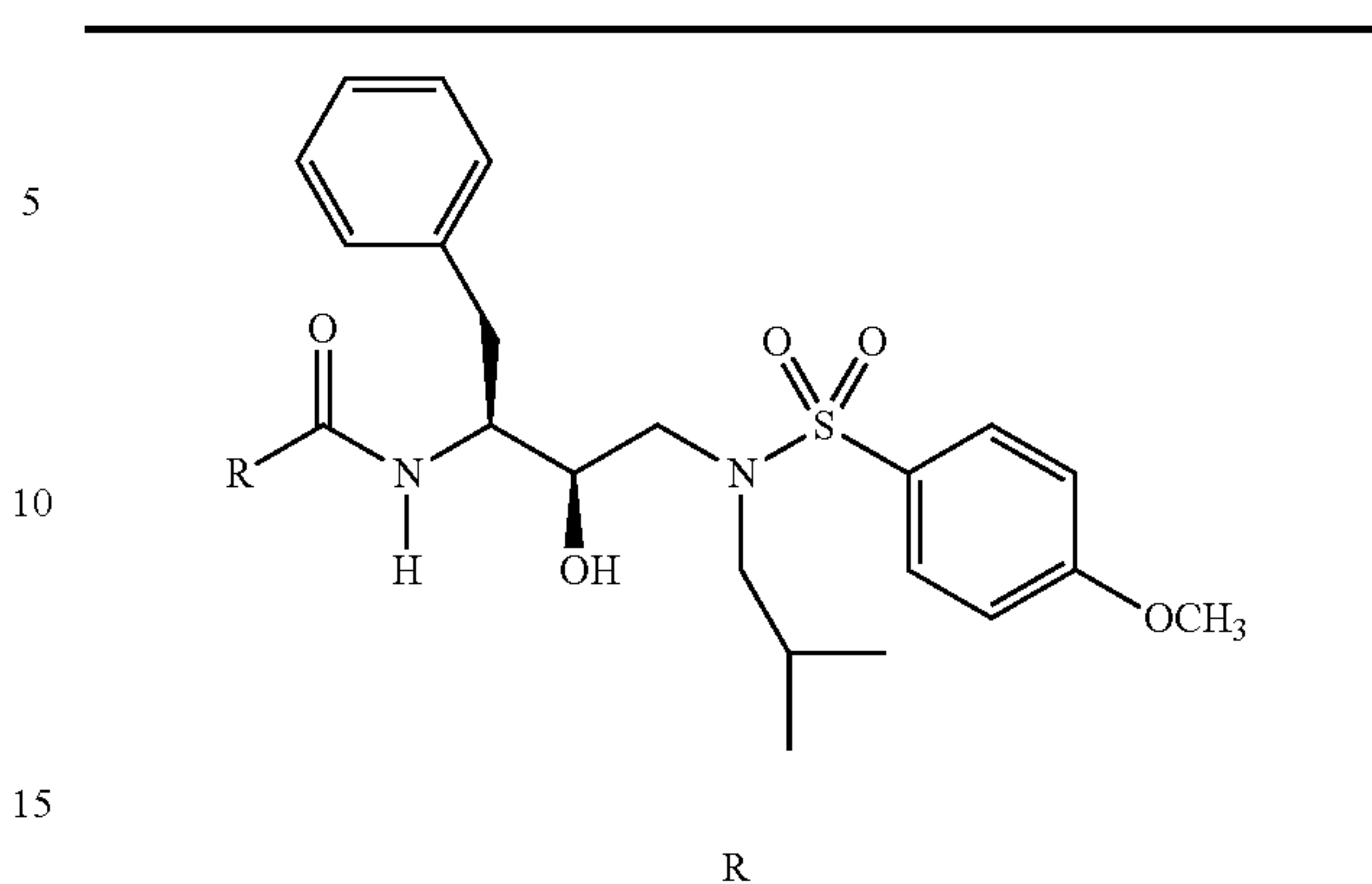
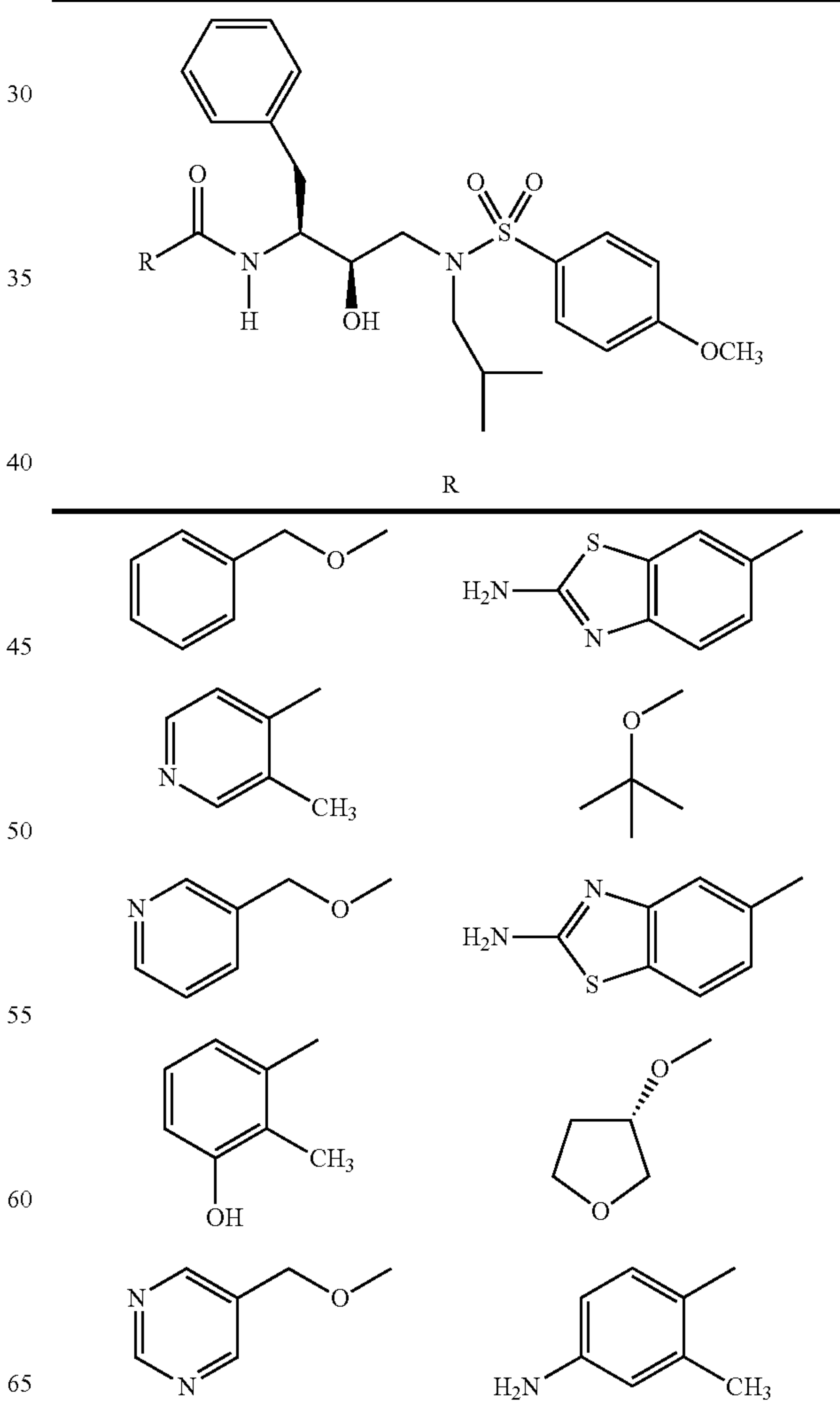
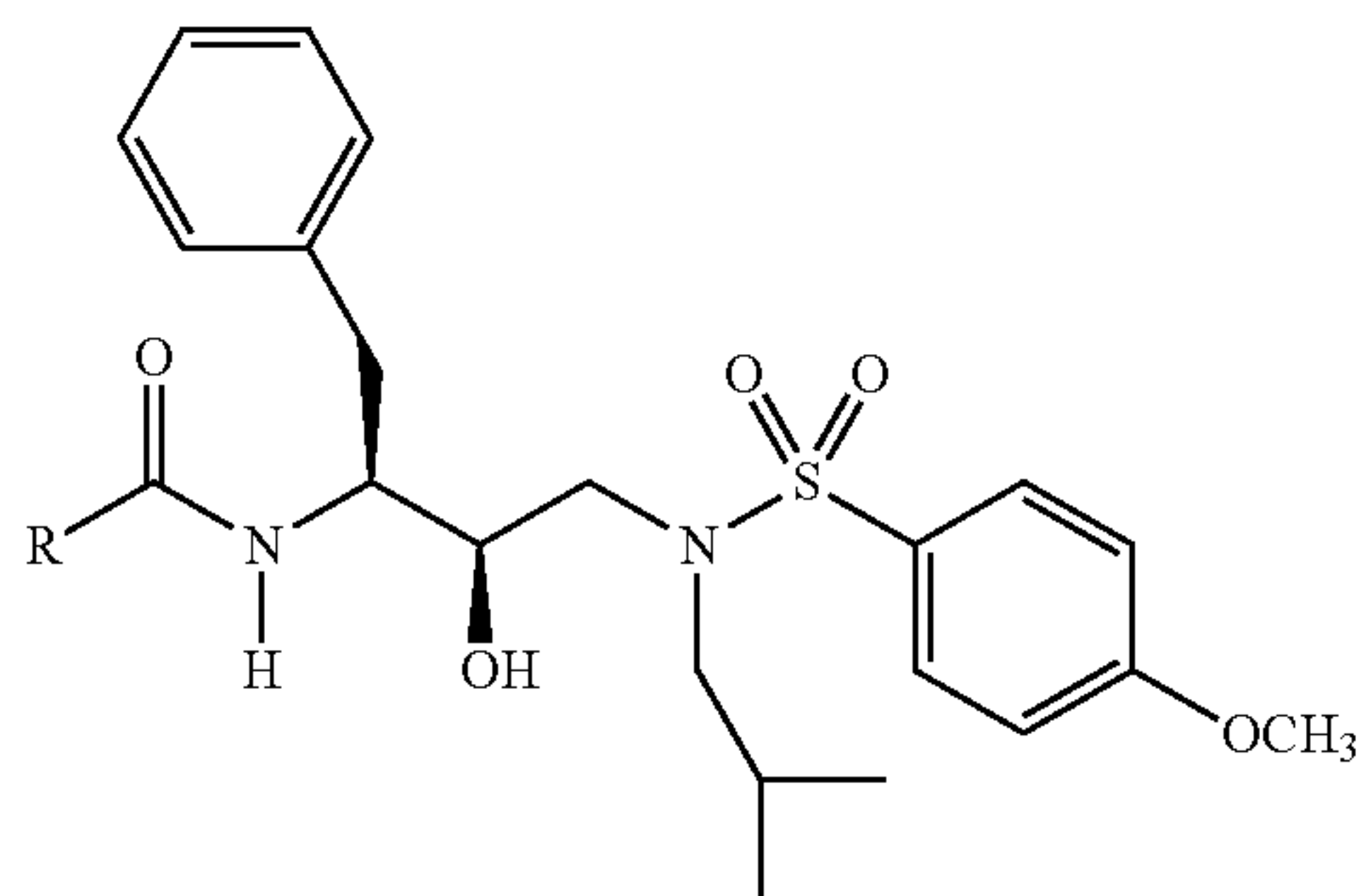


TABLE 16N

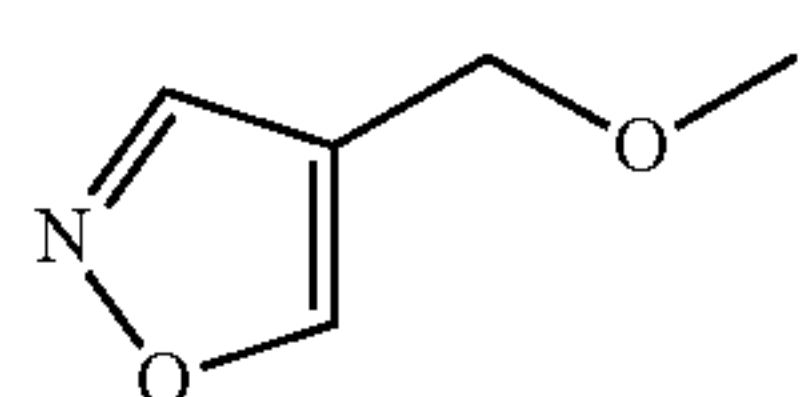
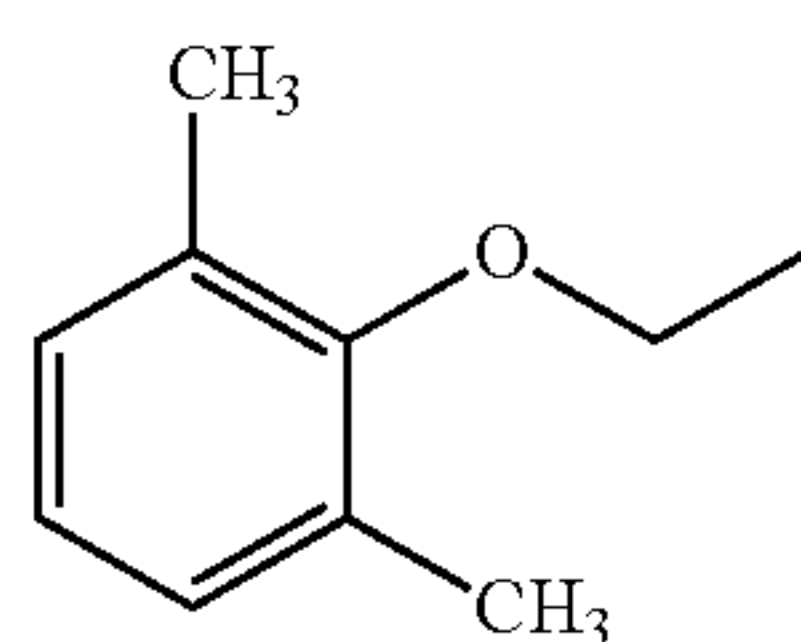
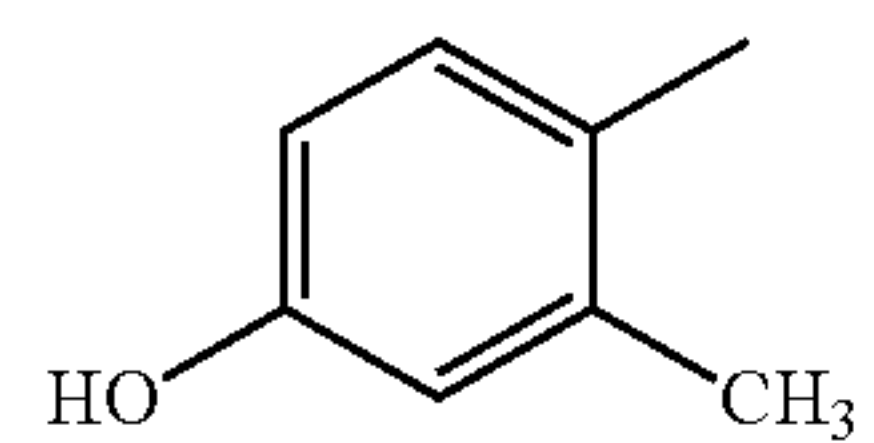
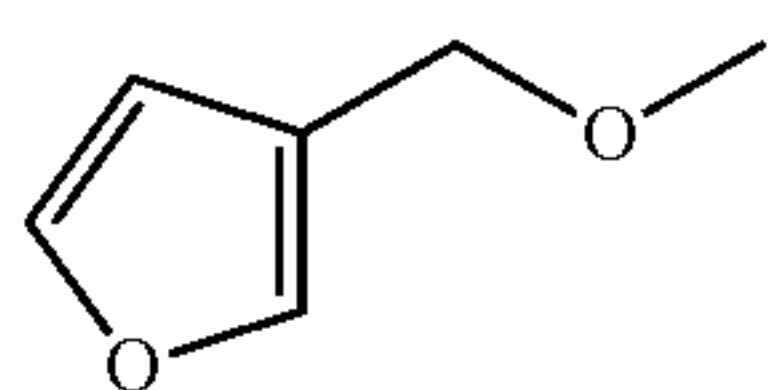
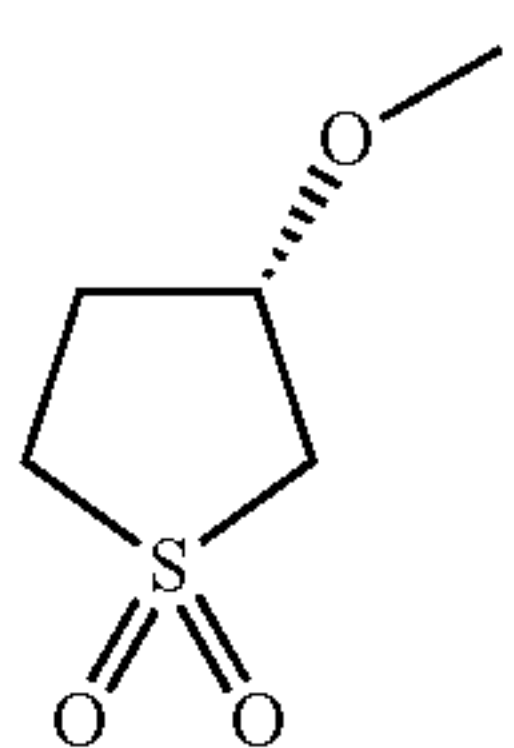
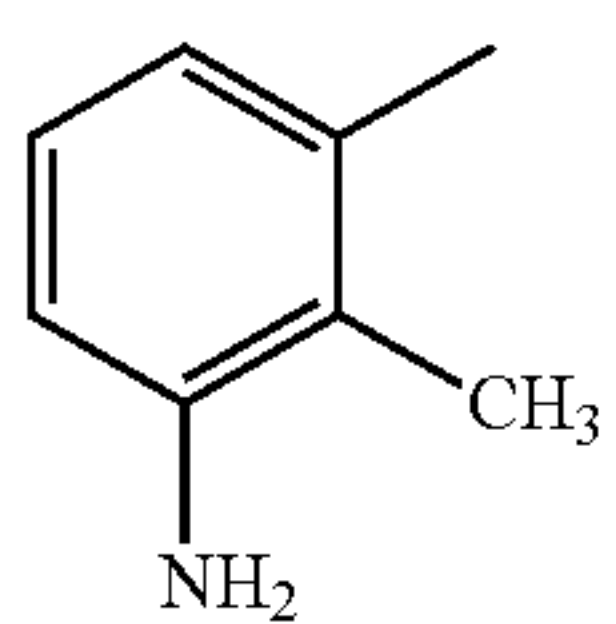
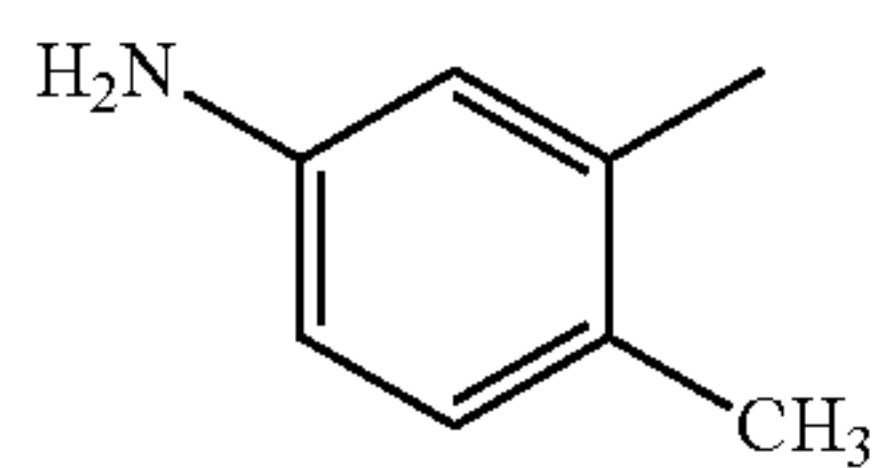
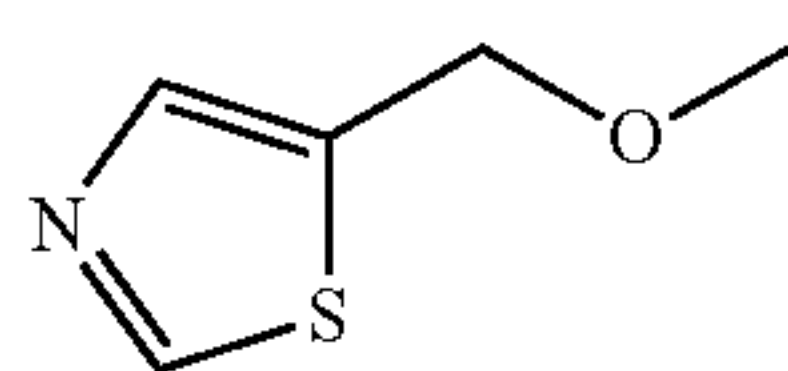
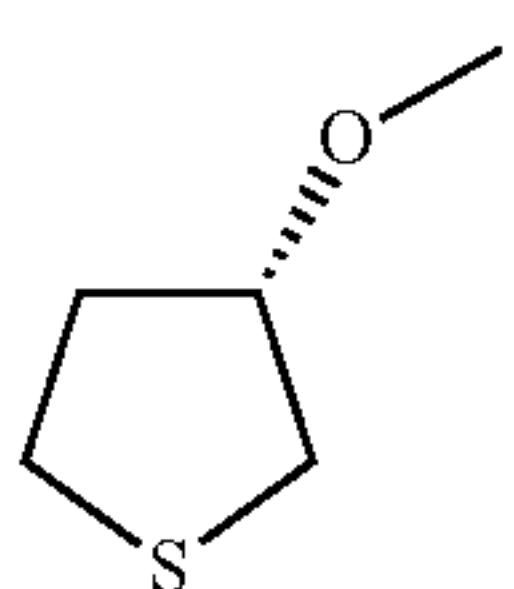
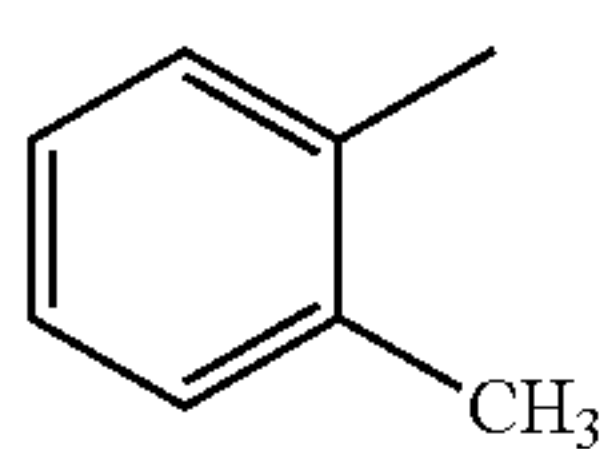


155

TABLE 16N-continued



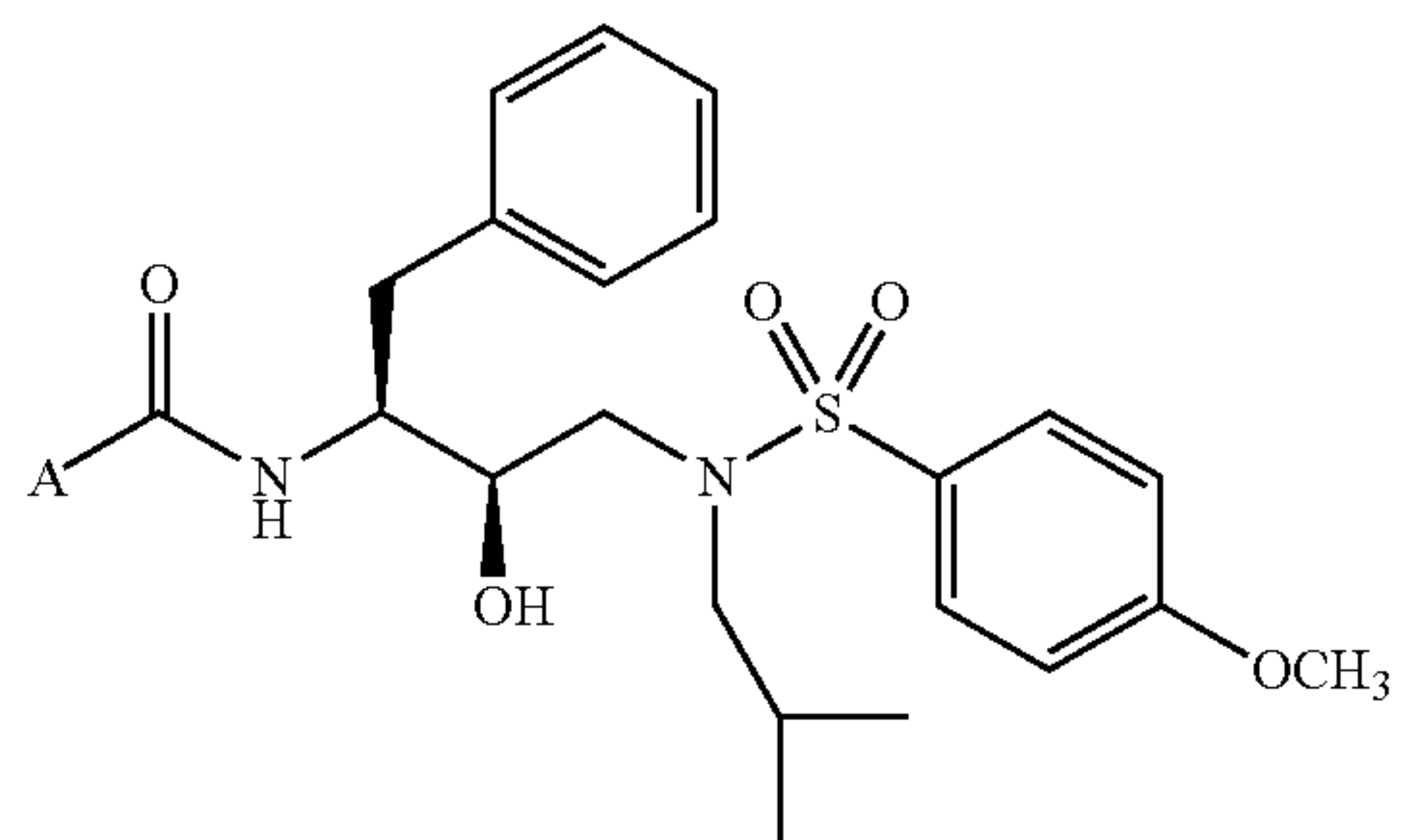
R



156

TABLE 17

5

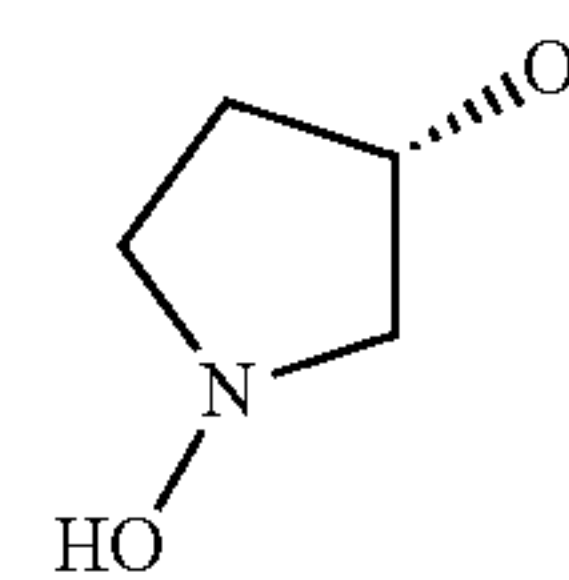
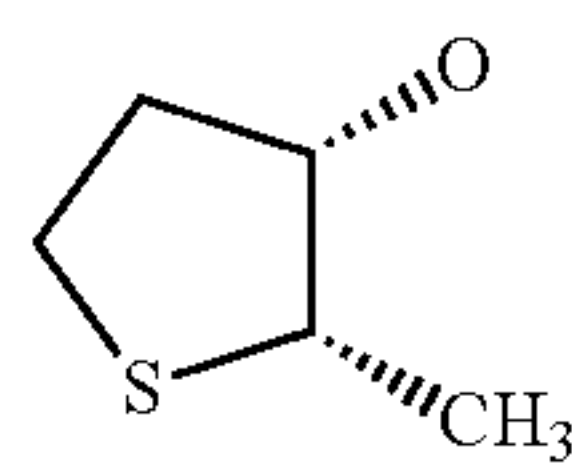


10

15

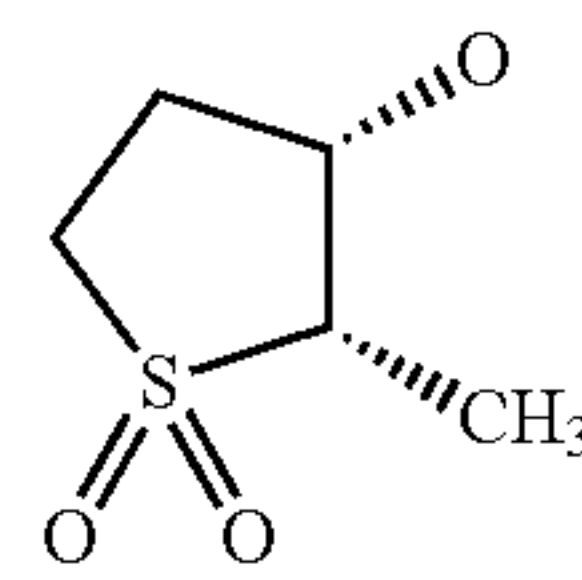
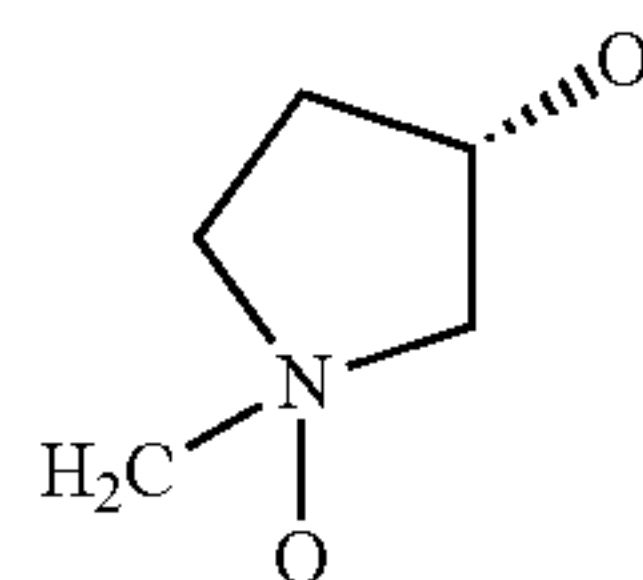
A

20



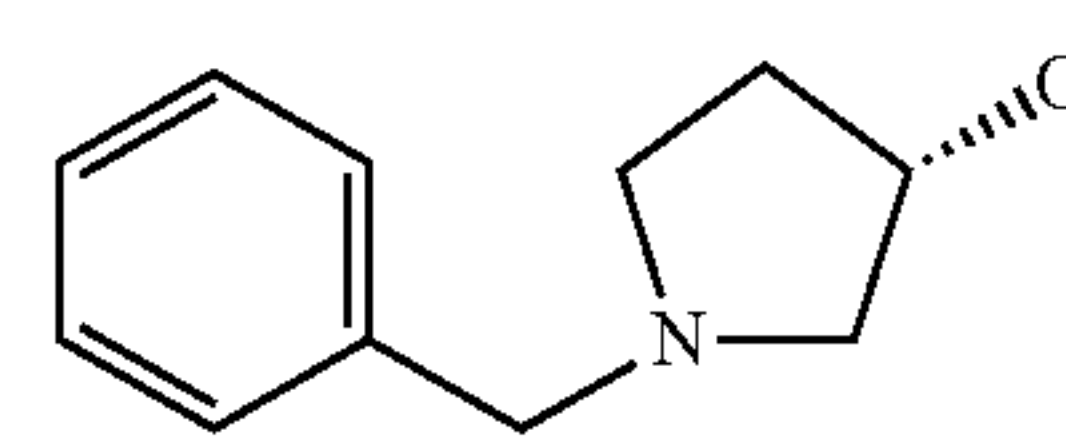
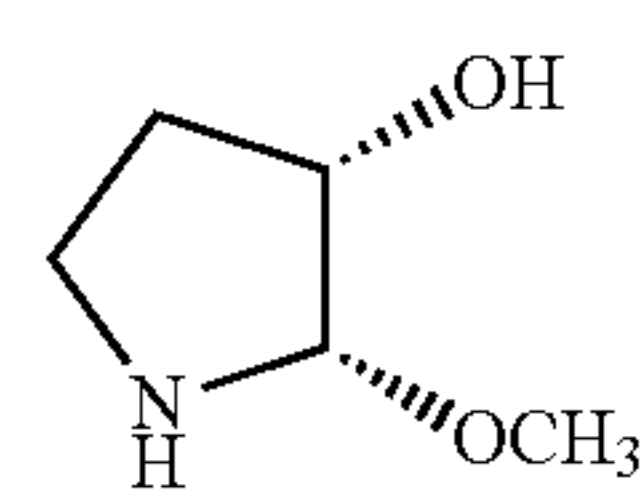
25

30



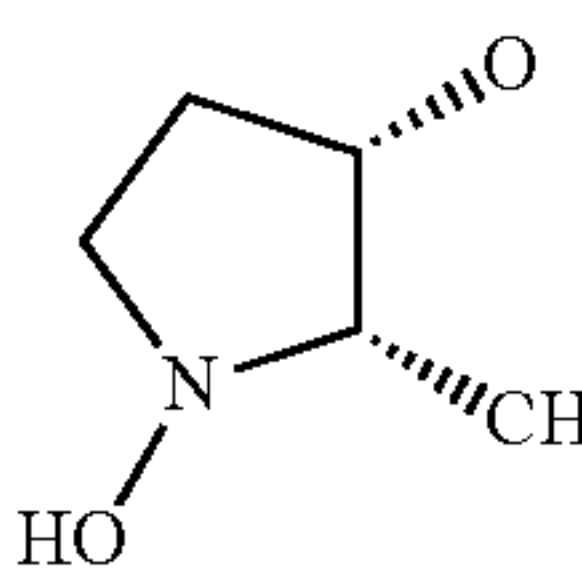
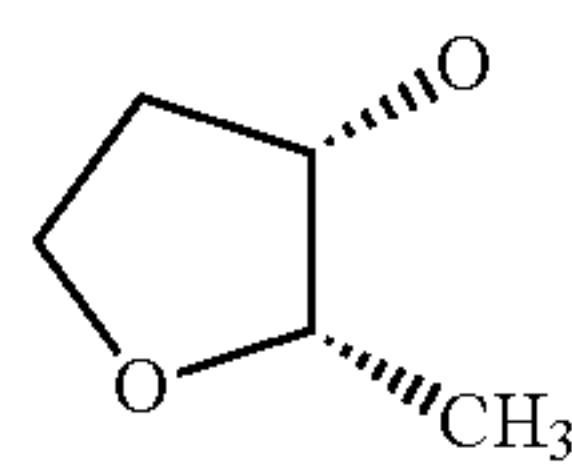
35

40



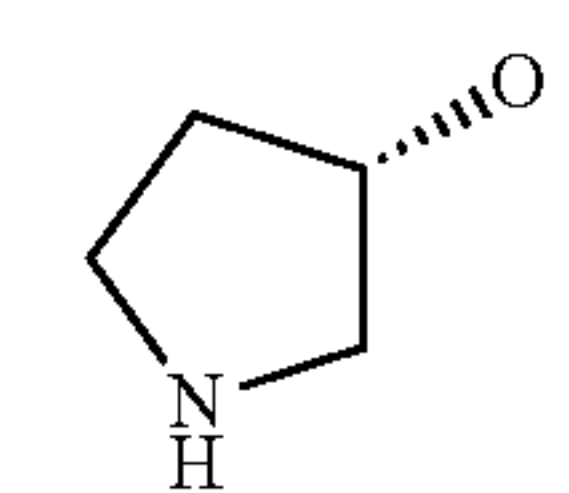
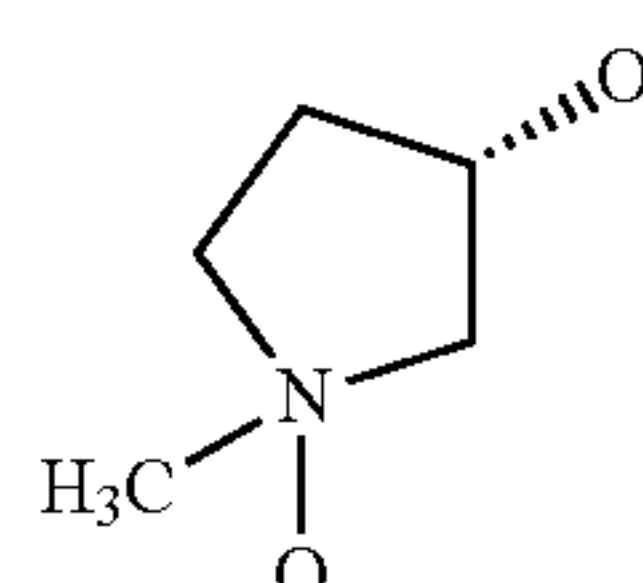
45

50



55

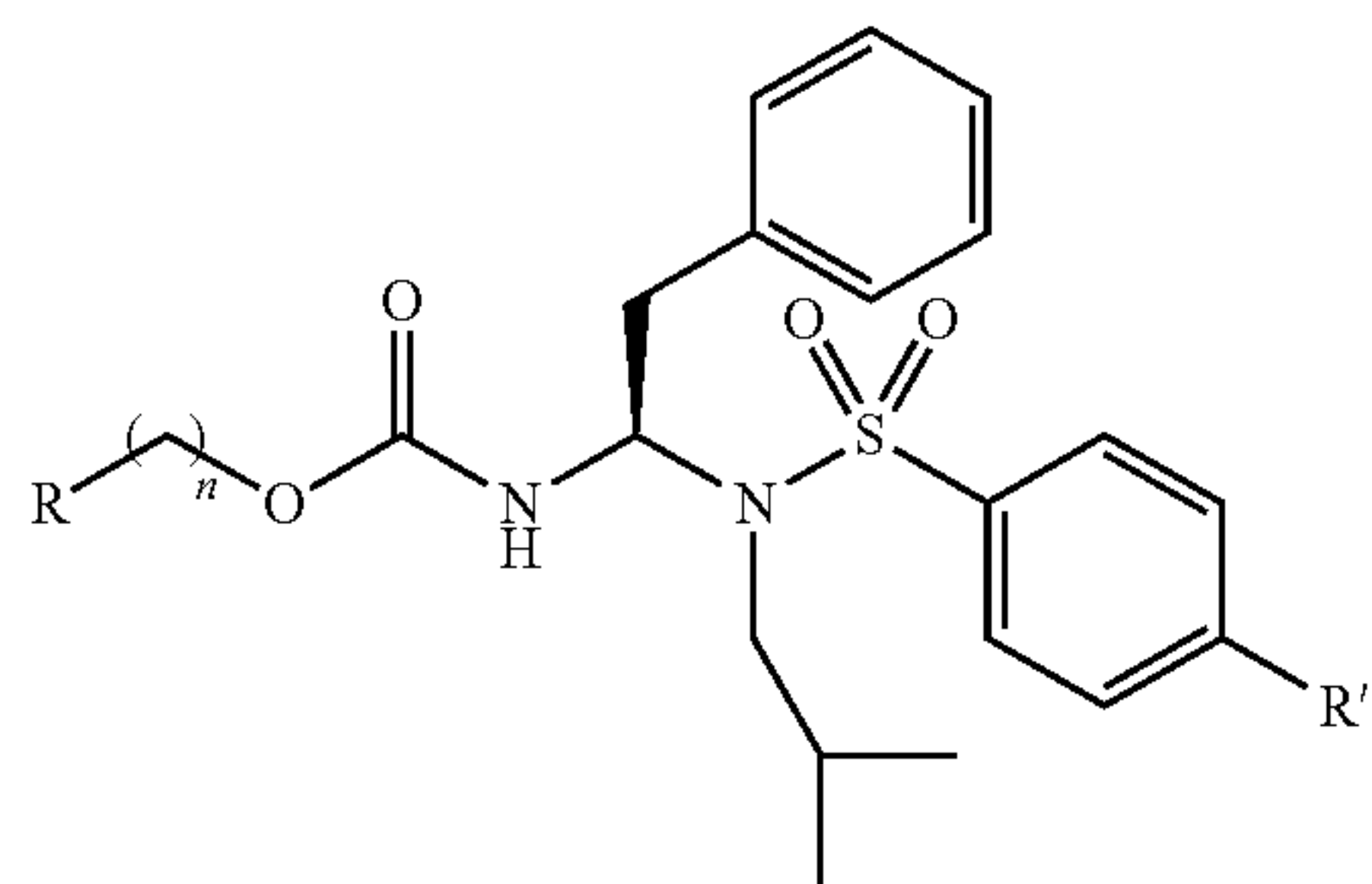
60



65

157

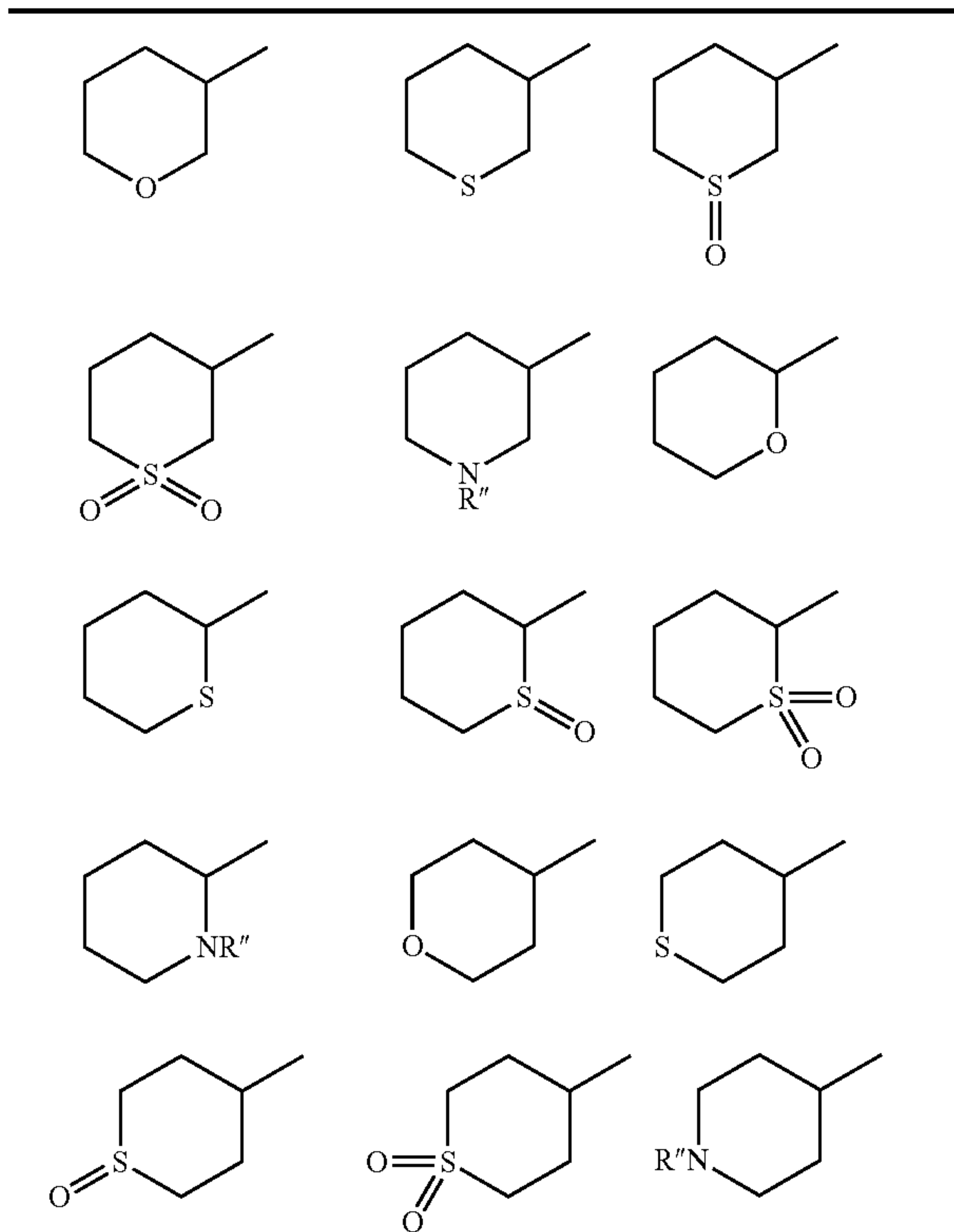
TABLE 17A



n = 0, 1 or 2

R' = -OH, -OCH₃, -OBz,
-C(NH₂)=NOH or -C(NH₂)=NH

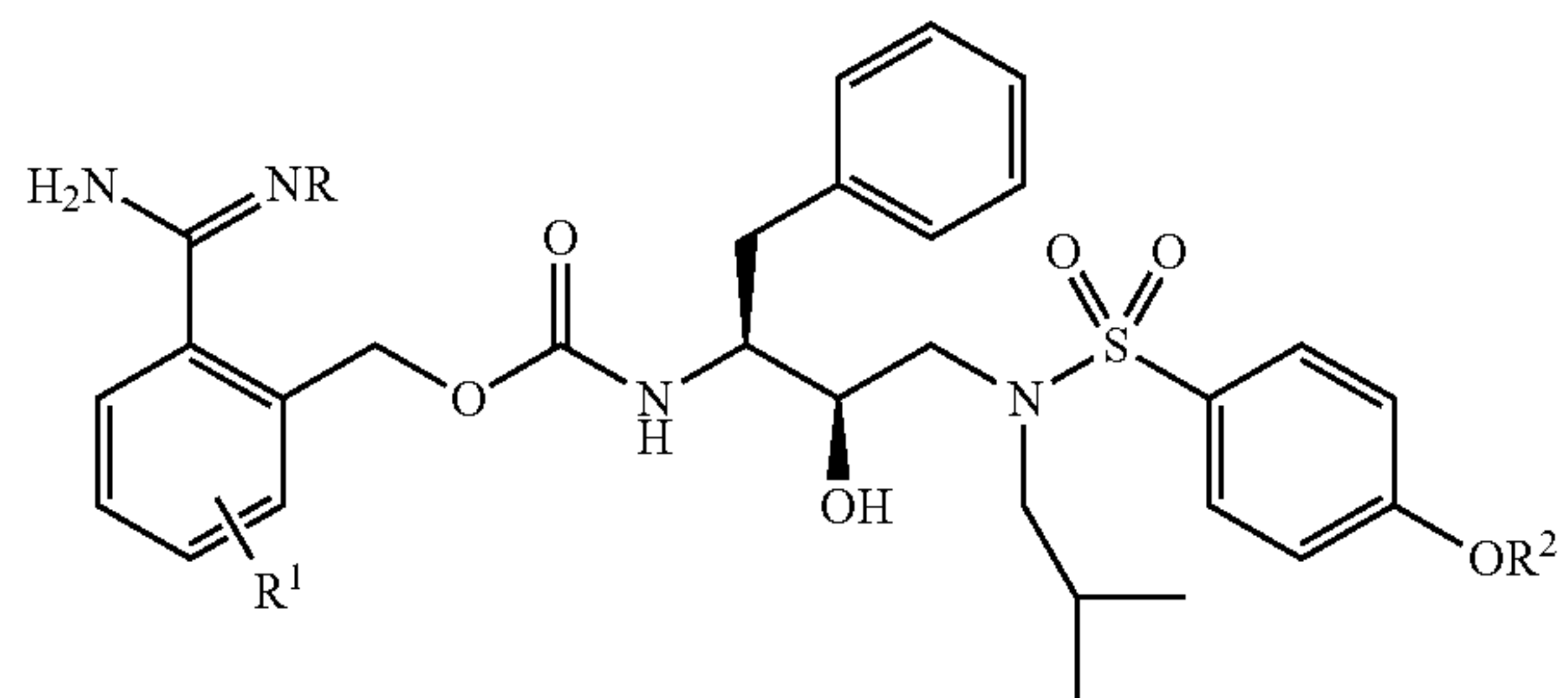
R



R' = -H or lower alkyl

TABLE 17B

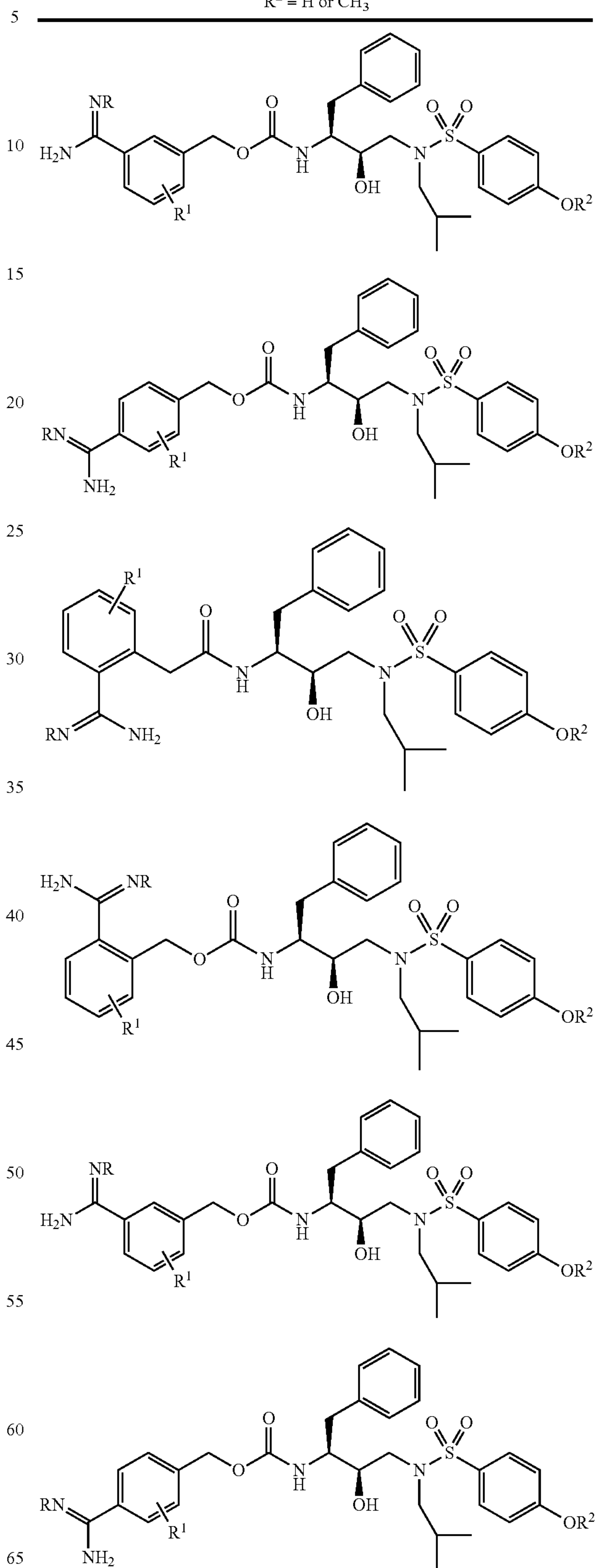
R = H or OH
R¹ = CH₃, NH₂, F, Cl or Br
R² = H or CH₃



158

TABLE 17B-continued

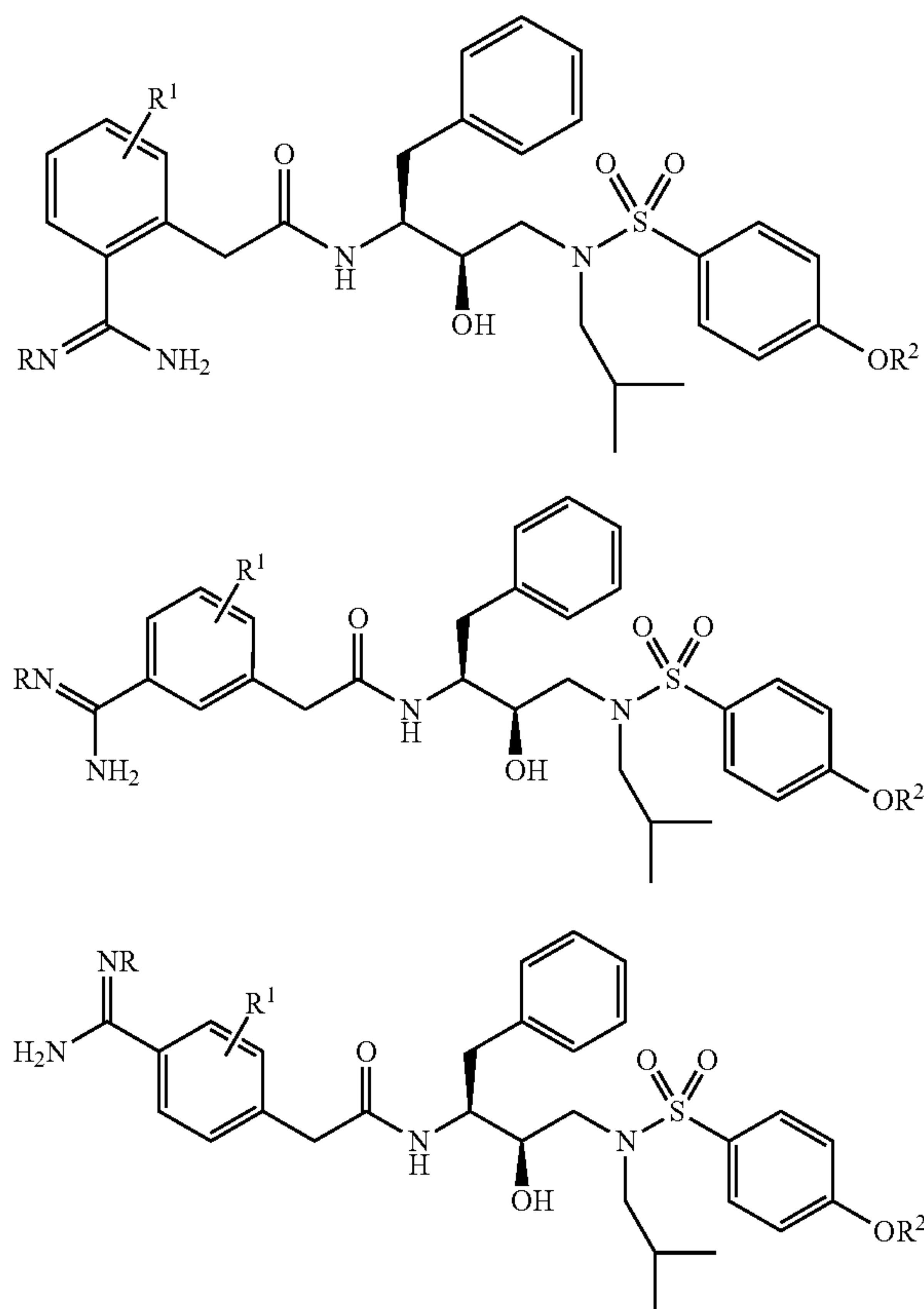
R = H or OH
R¹ = CH₃, NH₂, F, Cl or Br
R² = H or CH₃



159

TABLE 17B-continued

R = H or OH
 R¹ = CH₃, NH₂, F, Cl or Br
 R² = H or CH₃



160

EXAMPLE 23

The compounds of the present invention are effective HIV protease inhibitors. Utilizing an enzyme assay as described below, the compounds set forth in the examples herein disclosed inhibited the HIV enzyme. The preferred compounds of the present invention and their calculated IC₅₀ (inhibiting concentration 50%, i.e., the concentration at which the inhibitor compound reduces enzyme activity by 50%) values are shown in Tables 18 through 21. The enzyme method is described below. The substrate is 2-Ile-Nle-Phe (p-NO₂)-Gln-ArgNH₂. The positive control is MVT-101 (Miller, M. et al, Science, 246, 1149 (1989)) The assay conditions are as follows:

Assay buffer: 20 mM sodium phosphate, pH 6.4 20% glycerol 1 mM EDTA 1 mM DTT 0.1% CHAPS

The above described substrate is dissolved in DMSO, then diluted 10 fold in assay buffer. Final substrate concentration in the assay is 80 μM.

HIV protease is diluted in the assay buffer to a final enzyme concentration of 12.3 nanomolar, based on a molecular weight of 10,780.

The final concentration of DMSO is 14% and the final concentration of glycerol is 18%. The test compound is dissolved in DMSO and diluted in DMSO to 10× the test concentration; 10 μl of the enzyme preparation is added, the materials mixed and then the mixture is incubated at ambient temperature for 15 minutes. The enzyme reaction is initiated by the addition of 40 μl of substrate. The increase in fluorescence is monitored at 4 time points (0, 8, 16 and 24 minutes) at ambient temperature. Each assay is carried out in duplicate wells.

The preceding examples can be repeated with similar success by substituting the generically or specifically described reactants and/or operating conditions of this invention for those used in the preceding examples.

TABLE 18A

Entry	Compound	IC ₅₀ (nanomolar)
1		16
2		1.5

TABLE 18A-continued

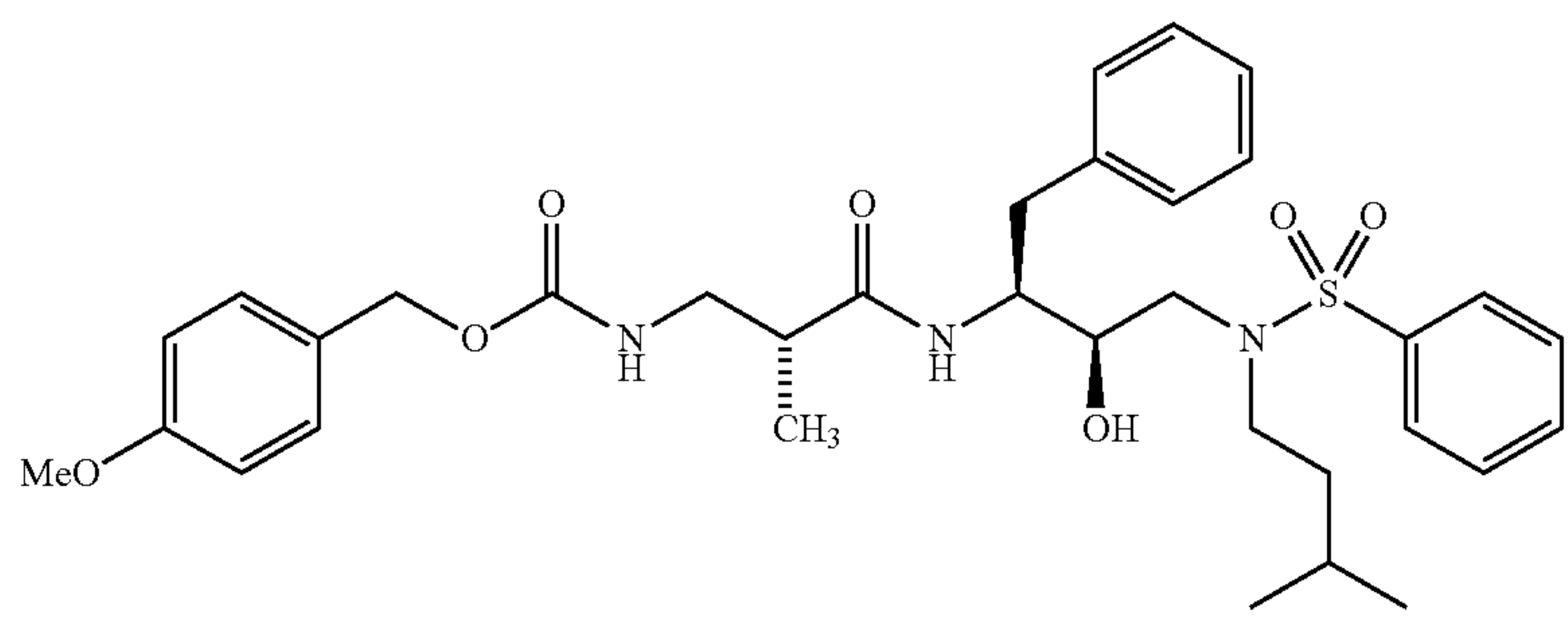
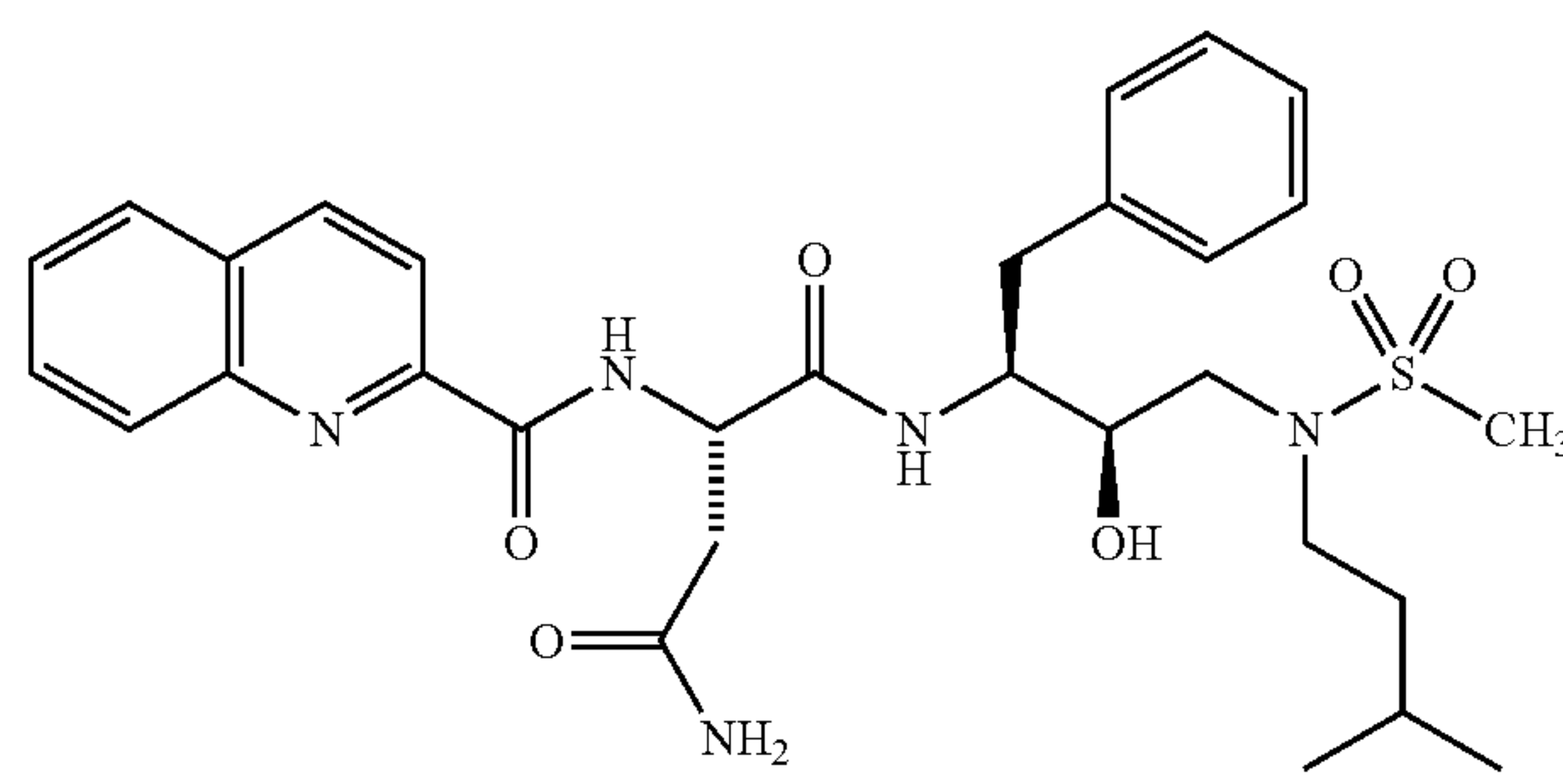
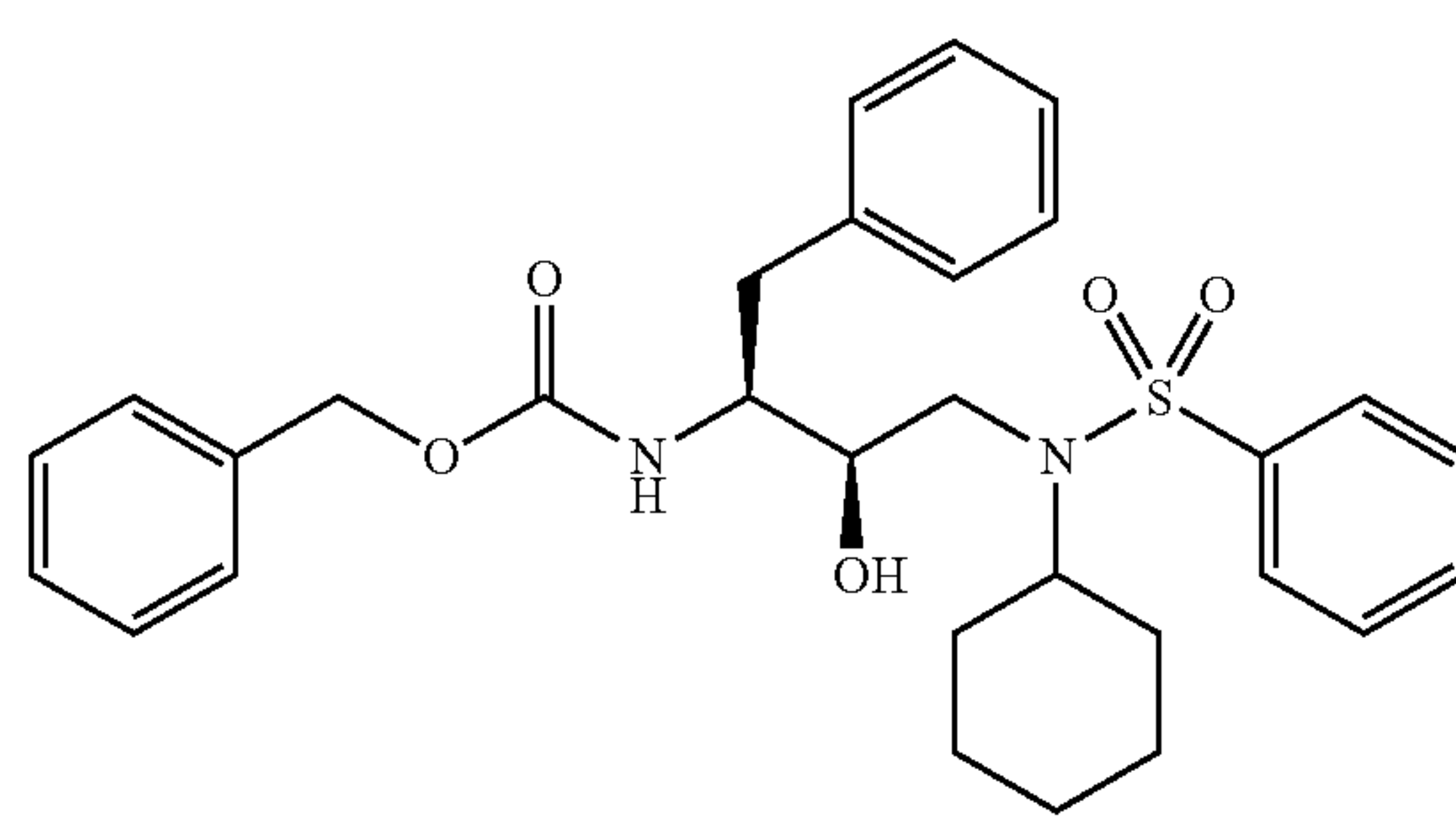
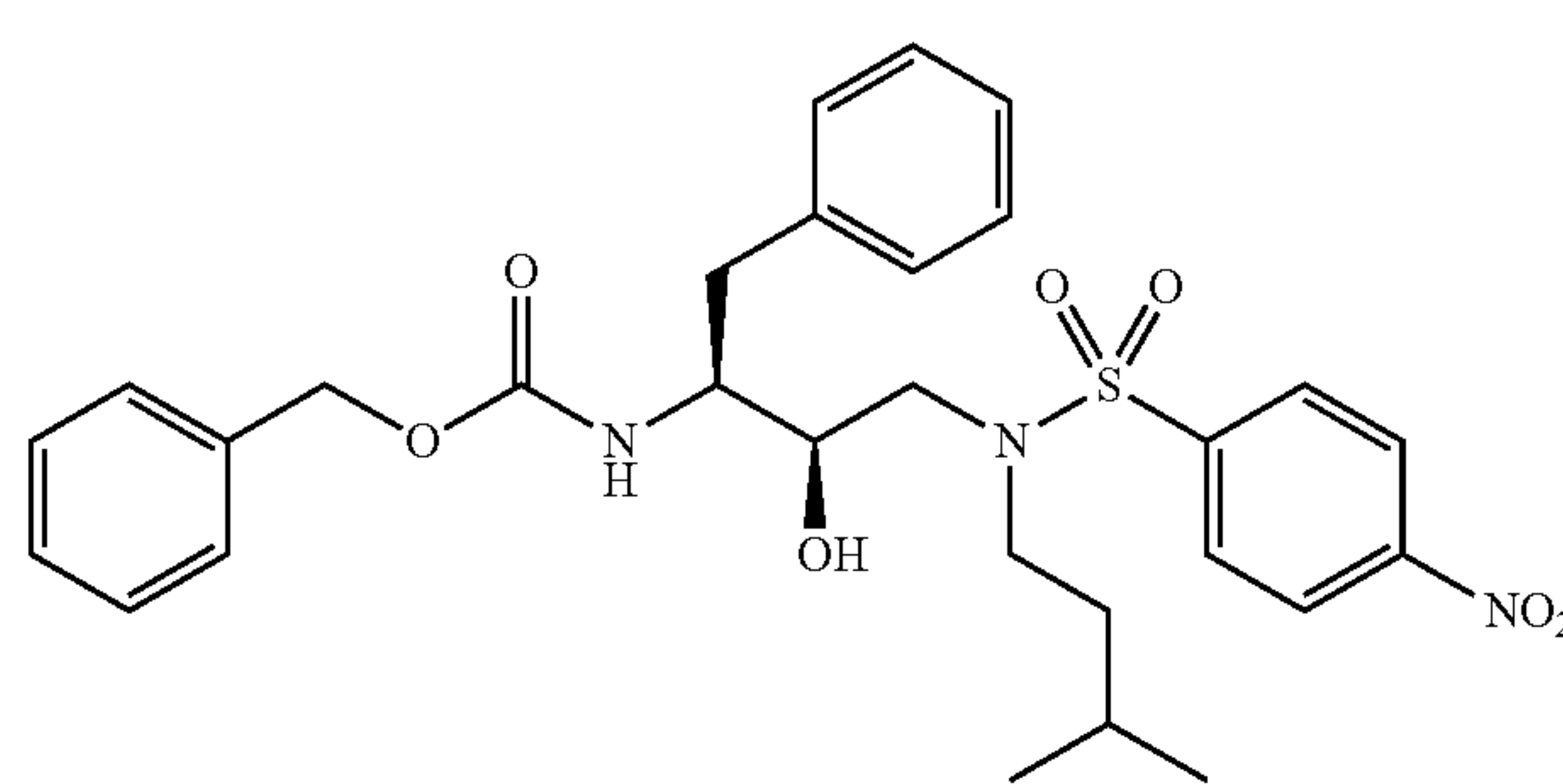
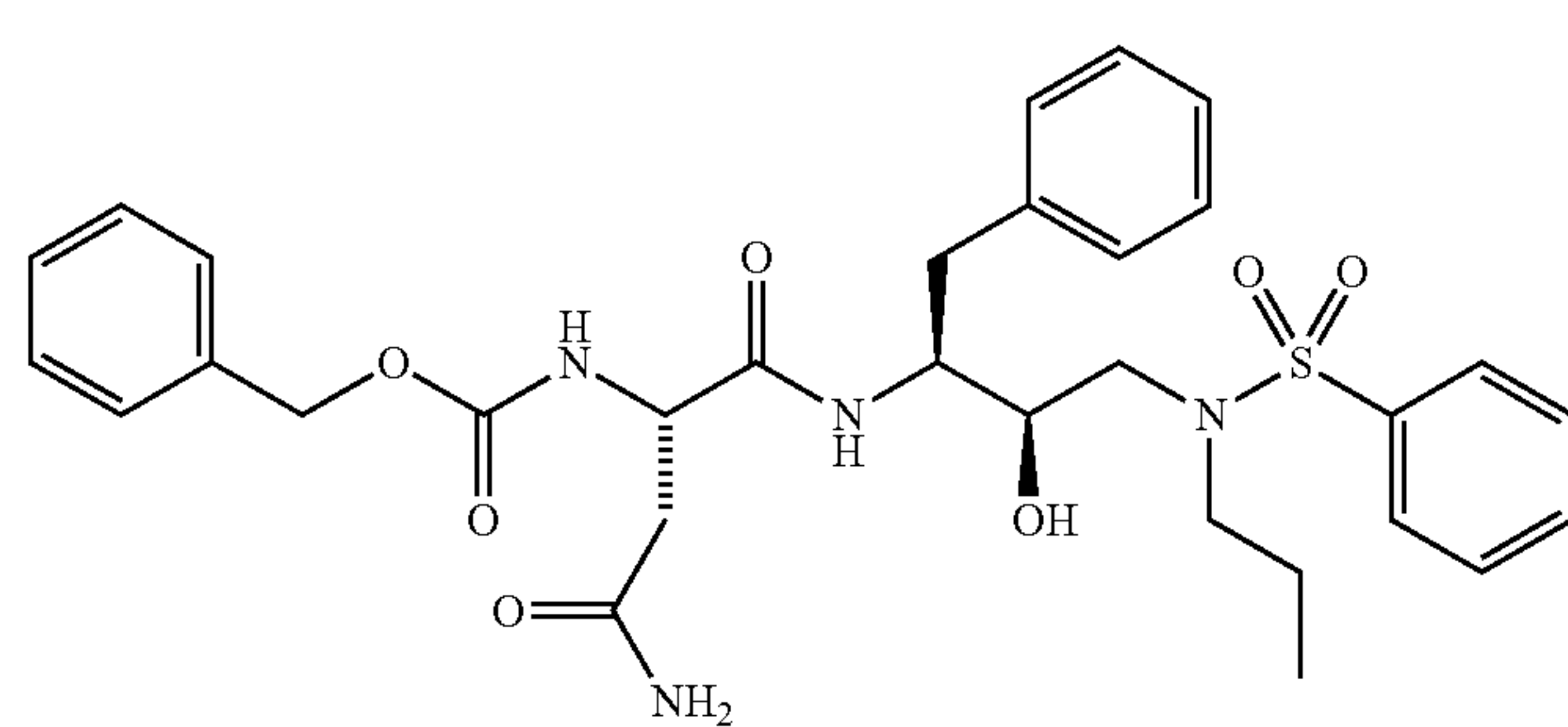
Entry	Compound	IC ₅₀ (nanomolar)
3	 <chem>CC(C)CN(S(=O)(=O)c1ccccc1)CC(O)C[C@H](Cc2ccccc2)C(=O)N[C@@H](C)C(=O)NCOc3ccc(OC)cc3</chem>	1.4
4	 <chem>CC(C)CN(S(=O)(=O)C)CC(O)C[C@H](Cc1ccccc1)C(=O)N[C@@H](C)C(=O)Nc2cnc3ccccc32</chem>	27
5	 <chem>C1CCCCC1N(S(=O)(=O)c2ccccc2)CC(O)C[C@H](Cc3ccccc3)C(=O)NCOc4ccccc4</chem>	19
6	 <chem>CC(C)CN(S(=O)(=O)c1ccc([N+](=O)[O-])cc1)CC(O)C[C@H](Cc2ccccc2)C(=O)NCOc3ccccc3</chem>	10
7	 <chem>CCN(S(=O)(=O)c1ccccc1)CC(O)C[C@H](Cc2ccccc2)C(=O)N[C@@H](C)C(=O)NCOc3ccccc3</chem>	3.6

TABLE 18A-continued

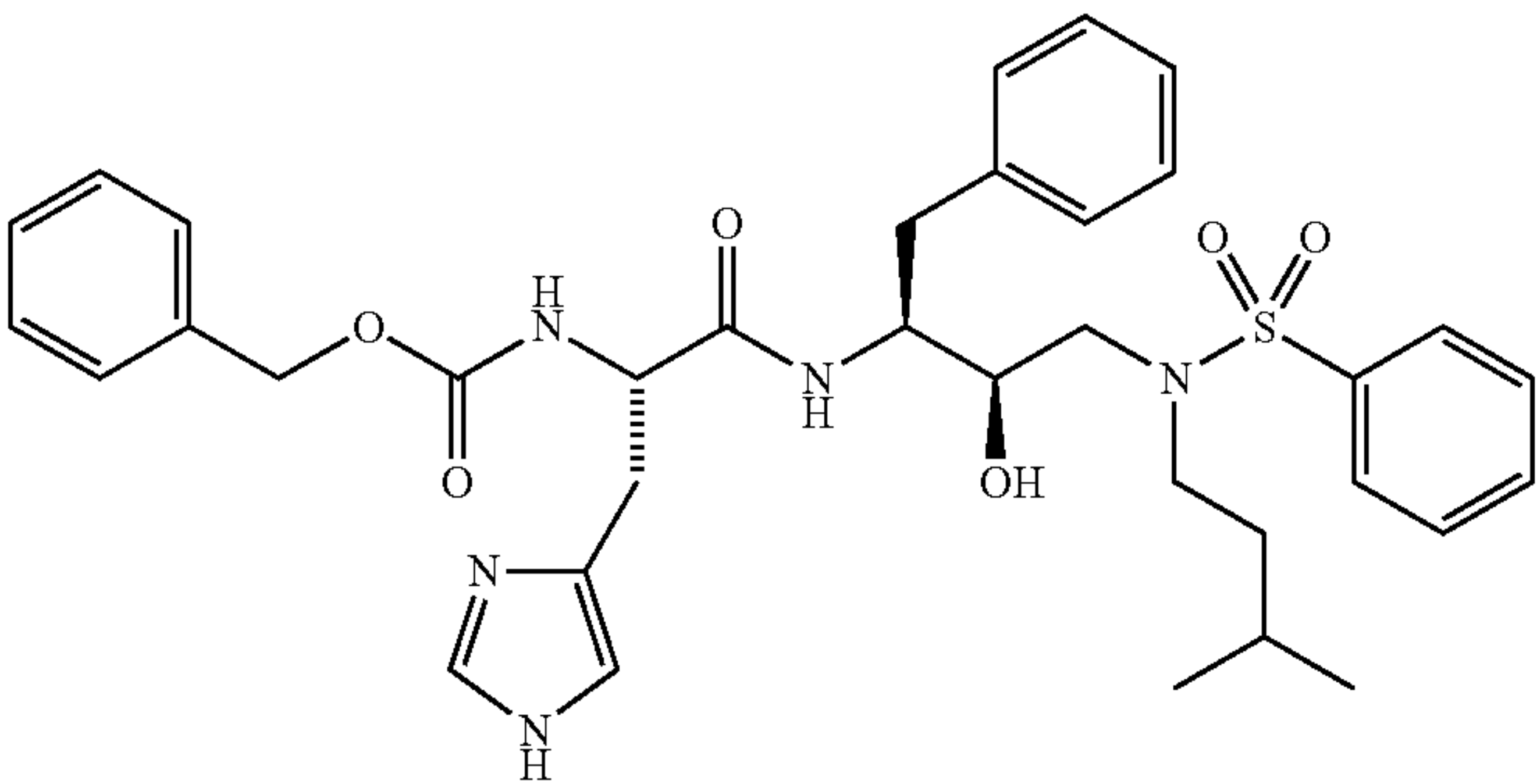
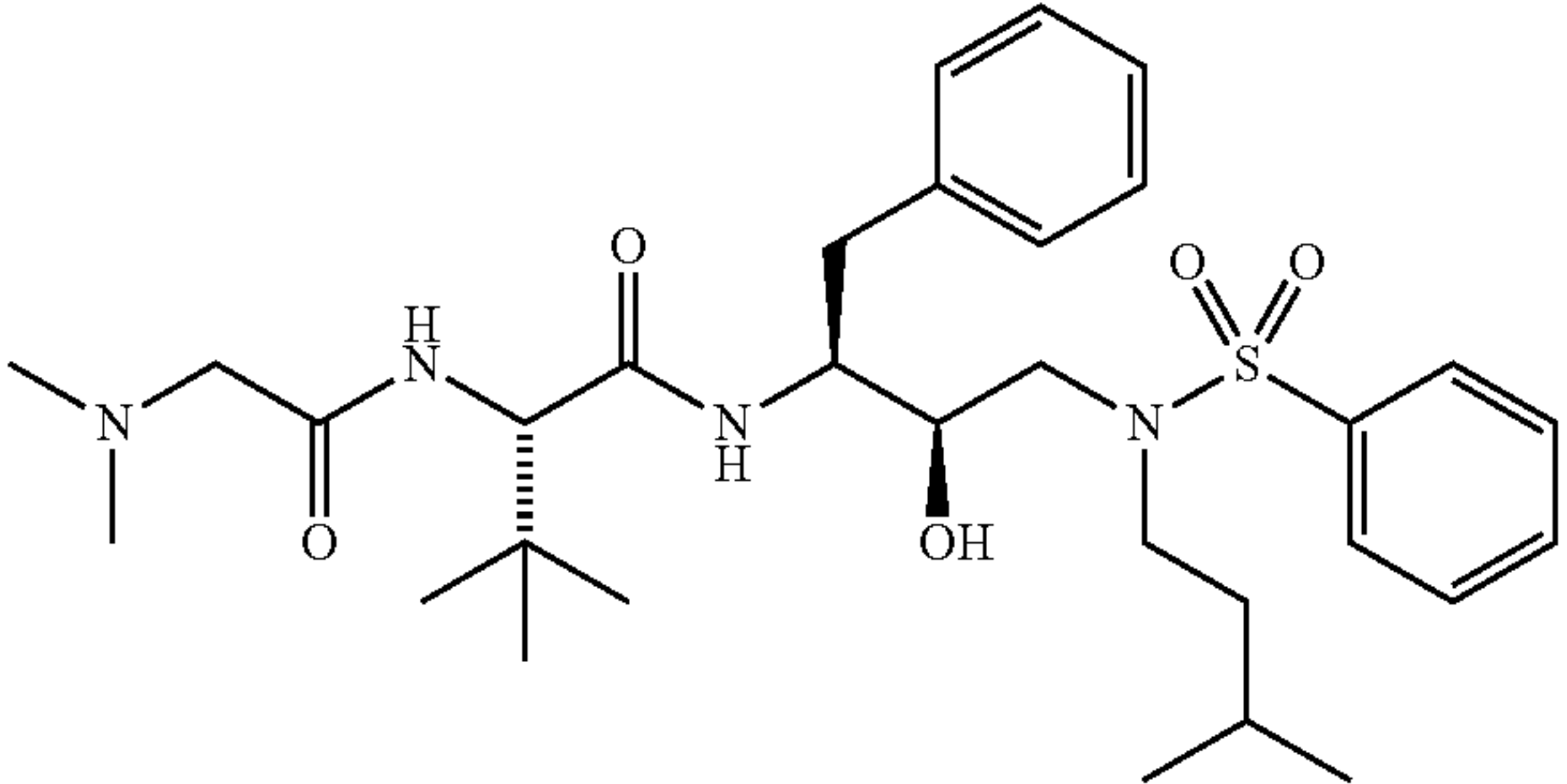
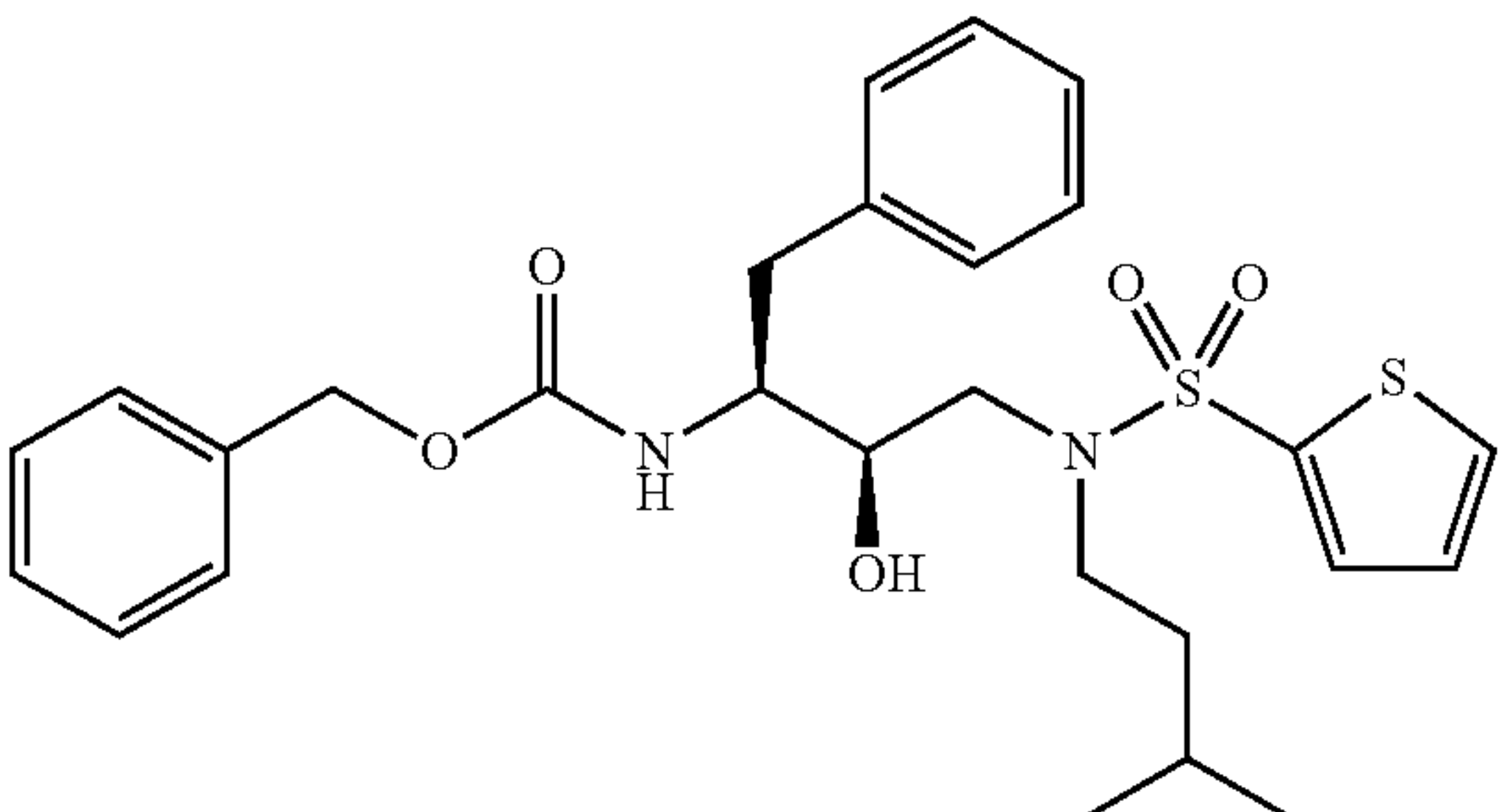
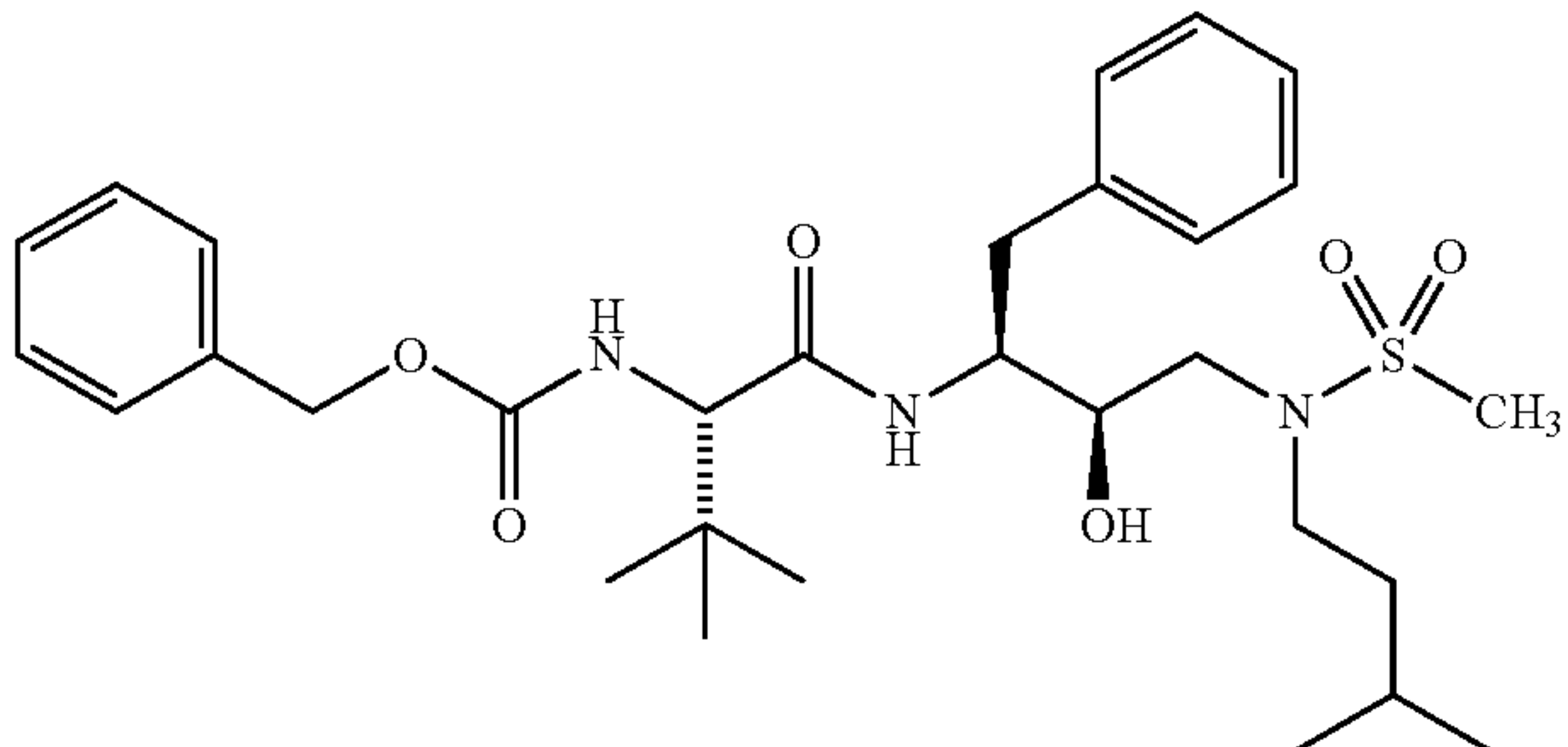
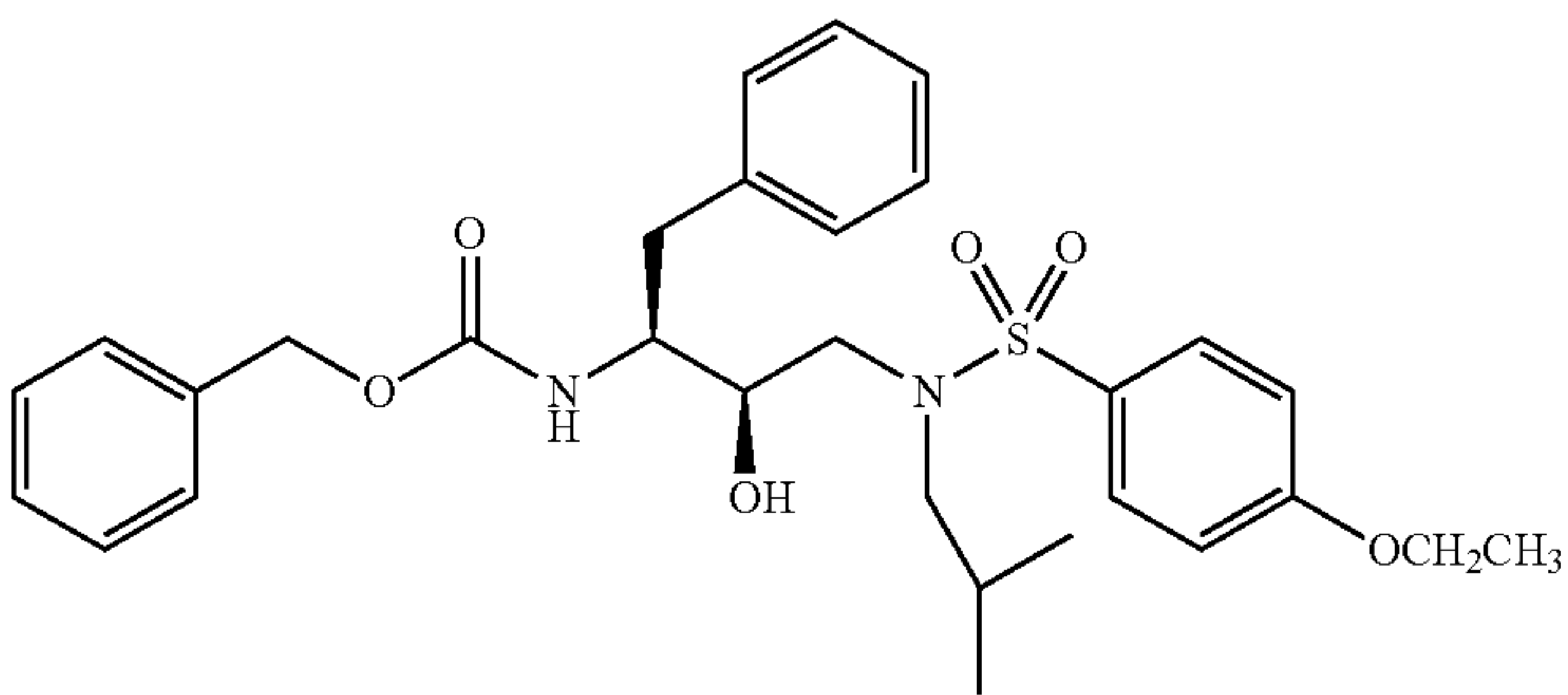
Entry	Compound	IC ₅₀ (nanomolar)
8		4.2
9		3.5
10		100
11		81
12		20

TABLE 19B

Ex.	Table	Entry	IC ₅₀ (uM) or % inhib
6	1a	1	0.011
6	1a	2	0.010
6	1a	3	38% @ 1 uM, 79% @ 10 uM
6	1a	4	0.016
6	1a	5	0.10
6	1a	6	36% @ 10 uM
6	1a	7	0.0096
6	1a	39	0.016
6	1a	40	0.21
6	1a	41	24% @ 1 uM, 74% @ 10 uM
6	1a	50	42% @ 1 uM, 89% @ 10 uM
6	1a	51	31% @ 1 uM, 76% @ 10 uM
6	1a	52	39% @ 1 uM, 81% @ 10 uM
6	1a	53	0.049
6	1a	54	0.0028
6	1a	55	0.10
6	1a	56	0.0036
16	3	1	0.081
16	3	2	38% @ 1 uM, 90% @ 1.0 uM
16	3	4	0.0024
16	3	6	0.0018
16	3	8	0.003
16	3	10	0.0025
16	3	12	0.0016
16	4	102	0.0015
16	5	1	0.0014
16	5	14	0.0022
16	5	22	0.0018
16	5	33	0.0044
16	5	34	0.0020
16	7	31	0.0028
16	6	32	0.0015
16	11	1	0.13
16	11	9	41% @ 0.1 uM, 86% @ 1 uM
16	12	10	0.0033
16	14	3	0.0049
16	14	10	0.0032

TABLE 20

Table	Entry	IC ₅₀ (uM) or % inhibition
1A	3	0.02
5A	1	0.04
5A	3	0.02
5A	4	0.01
5A	5	0.026
5A	6	0.023
5A	7	0.007
5A	9	0.067
5A	11	0.018
5A	12	0.006
5A	13	0.0098
5A	14	0.049
5A	16	0.008
5A	17	59% @ 10 uM
5A	18	0.13
5A	19	0.092
5A	20	85% @ 1 uM
5A	22	63% @ 1 uM
5A	24	0.047
5A	25	0.014
5A	26	0.005
5A	28	0.015
5A	29	0.19
5A	30	0.03
5A	31	0.02

EXAMPLE 24

The effectiveness of various compounds were determined in the above-described enzyme assay and in a CEM cell assay.

The HIV inhibition assay method of acutely infected cells is an automated tetrazolium based calorimetric assay essen-

tially that reported by Pauwles et al, J. Virol. Methods, 20, 309-321 (1988). Assays were performed in 96-well tissue culture plates. CEM cells, a CD4⁺ cell line, were grown in RPMI-1640 medium (Gibco) supplemented with a 10% fetal calf serum and were then treated with polybrene (2 µg/ml). An 80 µl volume of medium containing 1×10⁴ cells was dispensed into each well of the tissue culture plate. To each well was added a 100 µl volume of test compound dissolved in tissue culture medium (or medium without test compound as a control) to achieve the desired final concentration and the cells were incubated at 37° C. for 1 hour. A frozen culture of HIV-1 was diluted in culture medium to a concentration of 5×10⁴ TCID₅₀ per ml (TCID₅₀=the dose of virus that infects 50% of cells in tissue culture), and a 20 µL volume of the virus sample (containing 1000 TCID₅₀ of virus) was added to wells containing test compound and to wells containing only medium (infected control cells). Several wells received culture medium without virus (uninfected control cells). Likewise, the intrinsic toxicity of the test compound was determined by adding medium without virus to several wells containing test compound. In summary, the tissue culture plates contained the following experiments:

	Cells	Drug	Virus
1.	+	-	-
2.	+	+	-
3.	+	-	+
4.	+	+	+

In experiments 2 and 4 the final concentrations of test compounds were 1, 10, 100 and 500 µg/ml. Either azidothymidine (AZT) or dideoxyinosine (ddI) was included as a positive drug control. Test compounds were dissolved in DMSO and diluted into tissue culture medium so that the final DMSO concentration did not exceed 1.5% in any case. DMSO was added to all control wells at an appropriate concentration.

Following the addition of virus, cells were incubated at 37° C. in a humidified, 5% CO₂ atmosphere for 7 days. Test compounds could be added on days 0, 2 and 5 if desired. On day 7, post-infection, the cells in each well were resuspended and a 100 µl sample of each cell suspension was removed for assay. A 20 µL volume of a 5 mg/ml solution of 3-(4,5-dimethylthiazol-2-yl)-2,5-diphenyltetrazolium bromide (MTT) was added to each 100 µL cell suspension, and the cells were incubated for 4 hours at 27° C. in a 5% CO₂ environment. During this incubation, MTT is metabolically reduced by living cells resulting in the production in the cell of a colored formazan product. To each sample was added 100 µl of 10% sodium dodecylsulfate in 0.01 N HCl to lyse the cells, and samples were incubated overnight. The absorbance at 590 nm was determined for each sample using a Molecular Devices microplate reader. Absorbance values for each set of wells is compared to assess viral control infection, uninfected control cell response as well as test compound by cytotoxicity and antiviral efficacy.

TABLE 21

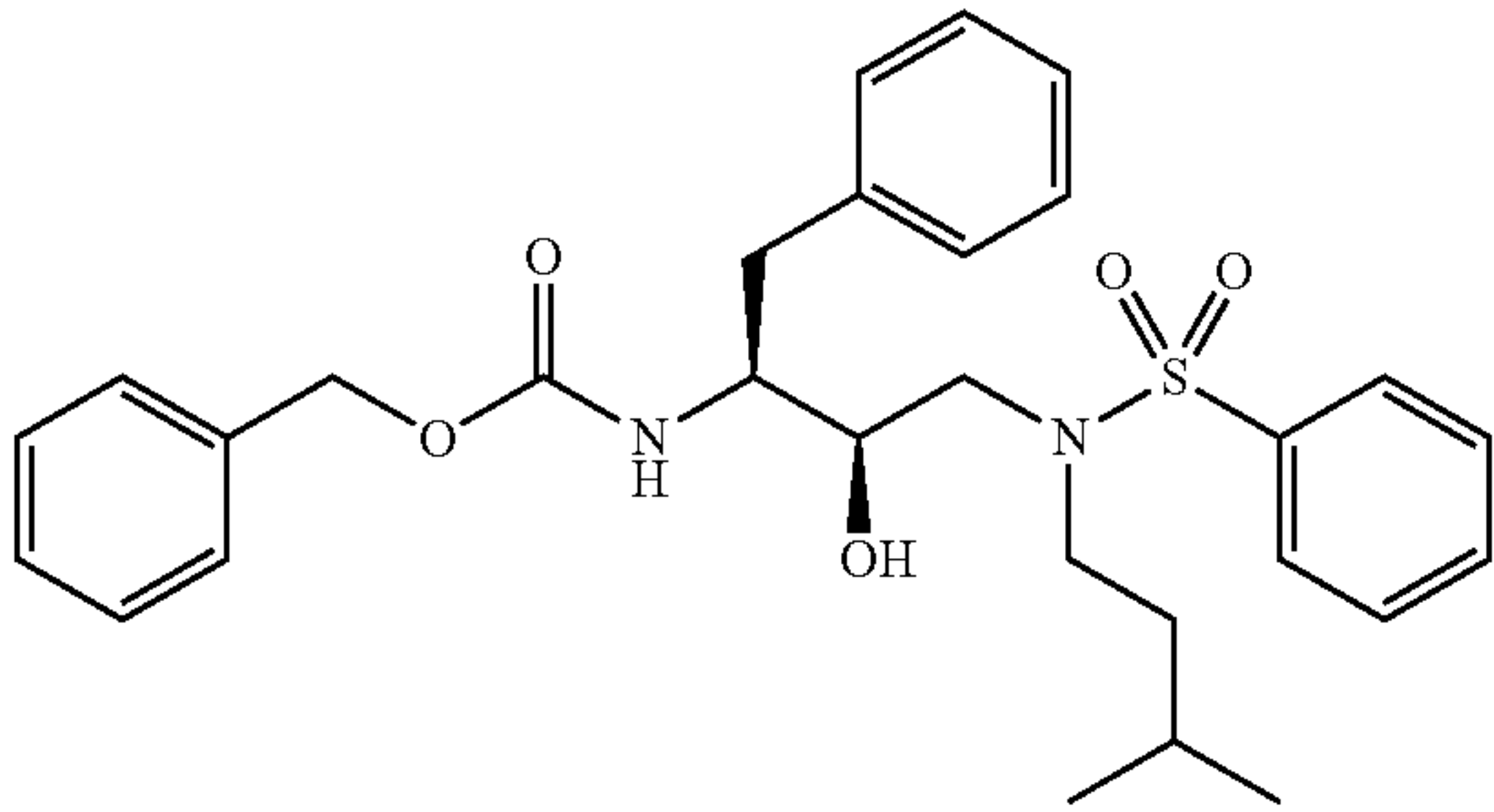
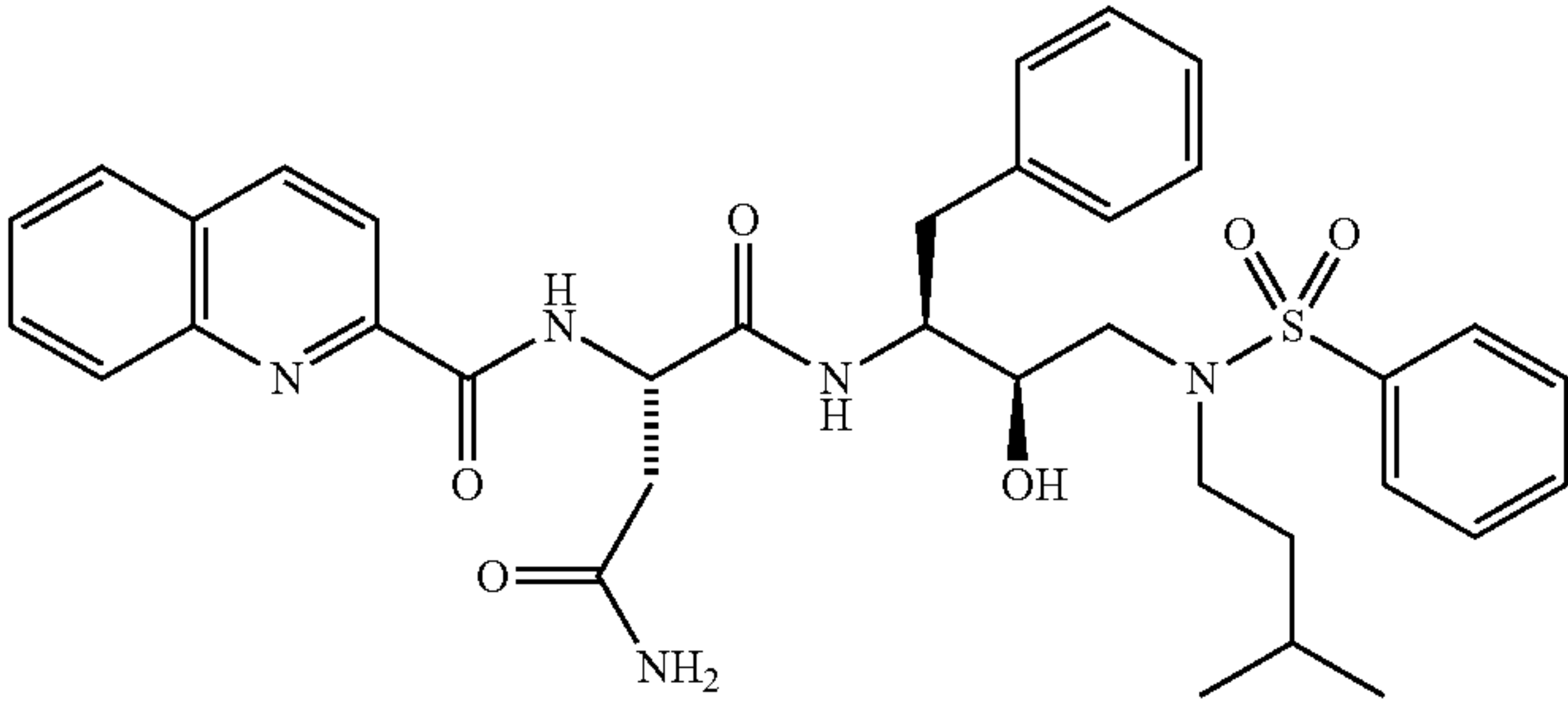
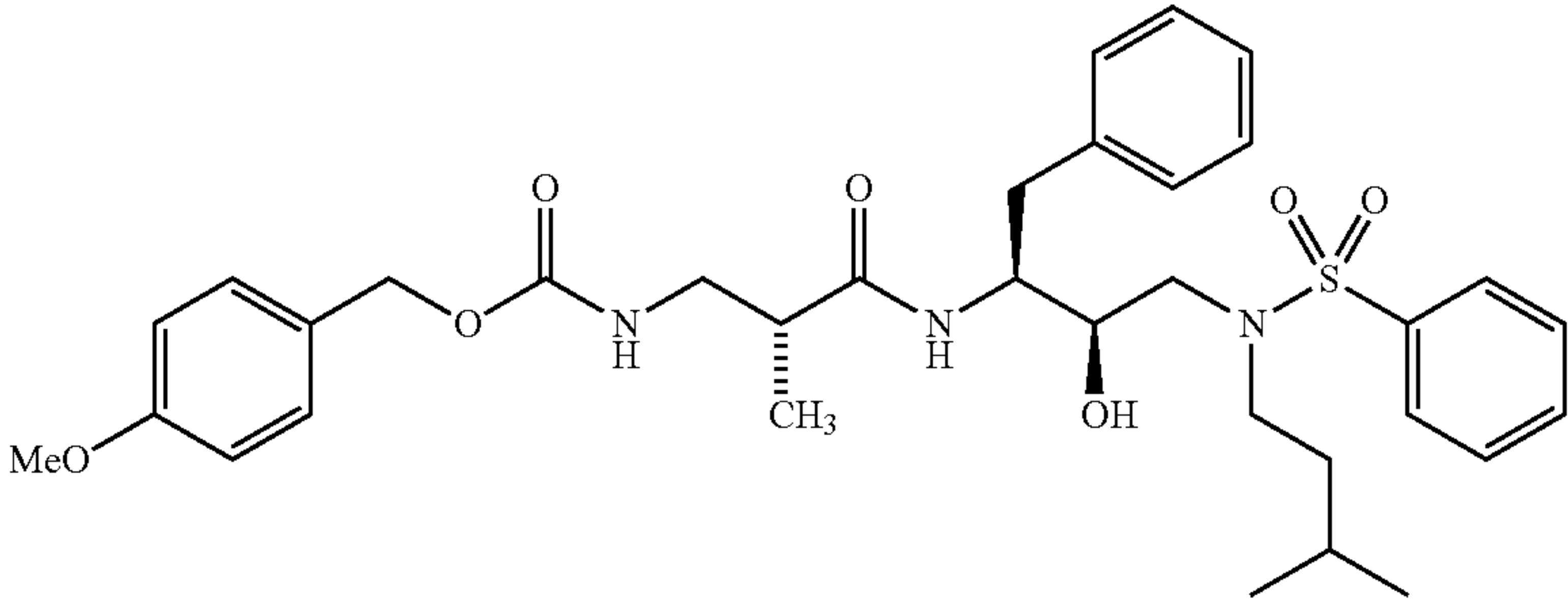
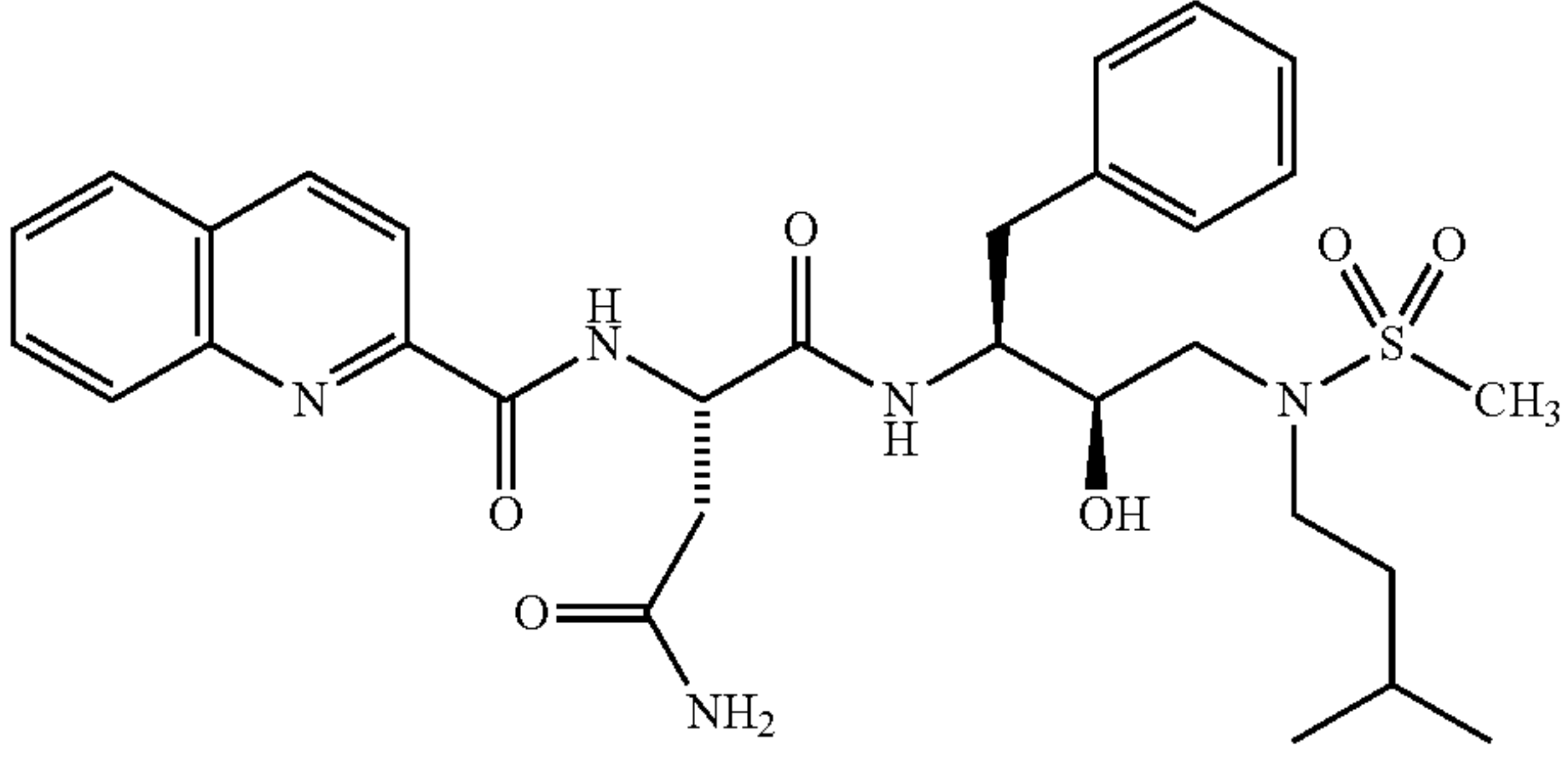
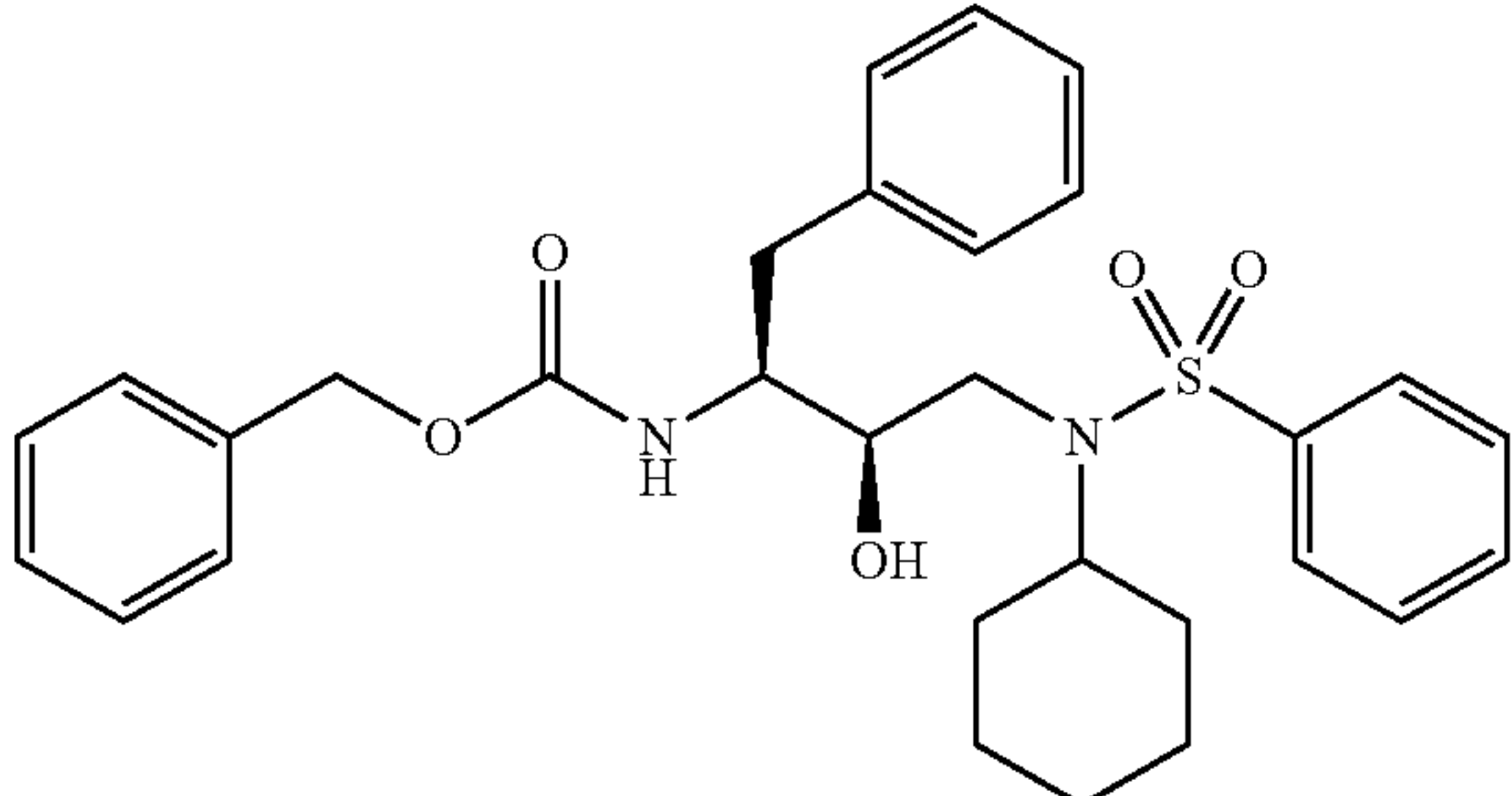
Entry	Compound	IC ₅₀ (nM)	EC ₅₀ (nM)	TD ₅₀ (nM)
1		16	55	27
2		1	5	203
3		1	11	780
4		27	64	28
5		19	88	11

TABLE 21-continued

Entry	Compound	IC ₅₀ (nM)	EC ₅₀ (nM)	TD ₅₀ (nM)
6		>100	380	425
7		3	25	39
8		85	1200	24
9		53	398	15

TABLE 21-continued

Entry	Compound	IC ₅₀ (nM)	EC ₅₀ (nM)	TD ₅₀ (nM)
10		45	700	12
11		3	11	54
12		2	12	7.5
13		3	<16	
14		4	15	55,000

TABLE 21-continued

Entry	Compound	IC ₅₀ (nM)	EC ₅₀ (nM)	TD ₅₀ (nM)
15		5	38	
16		9	80	62,000
17		4	5	59,000
18		4	154	
19		8	377	

TABLE 21-continued

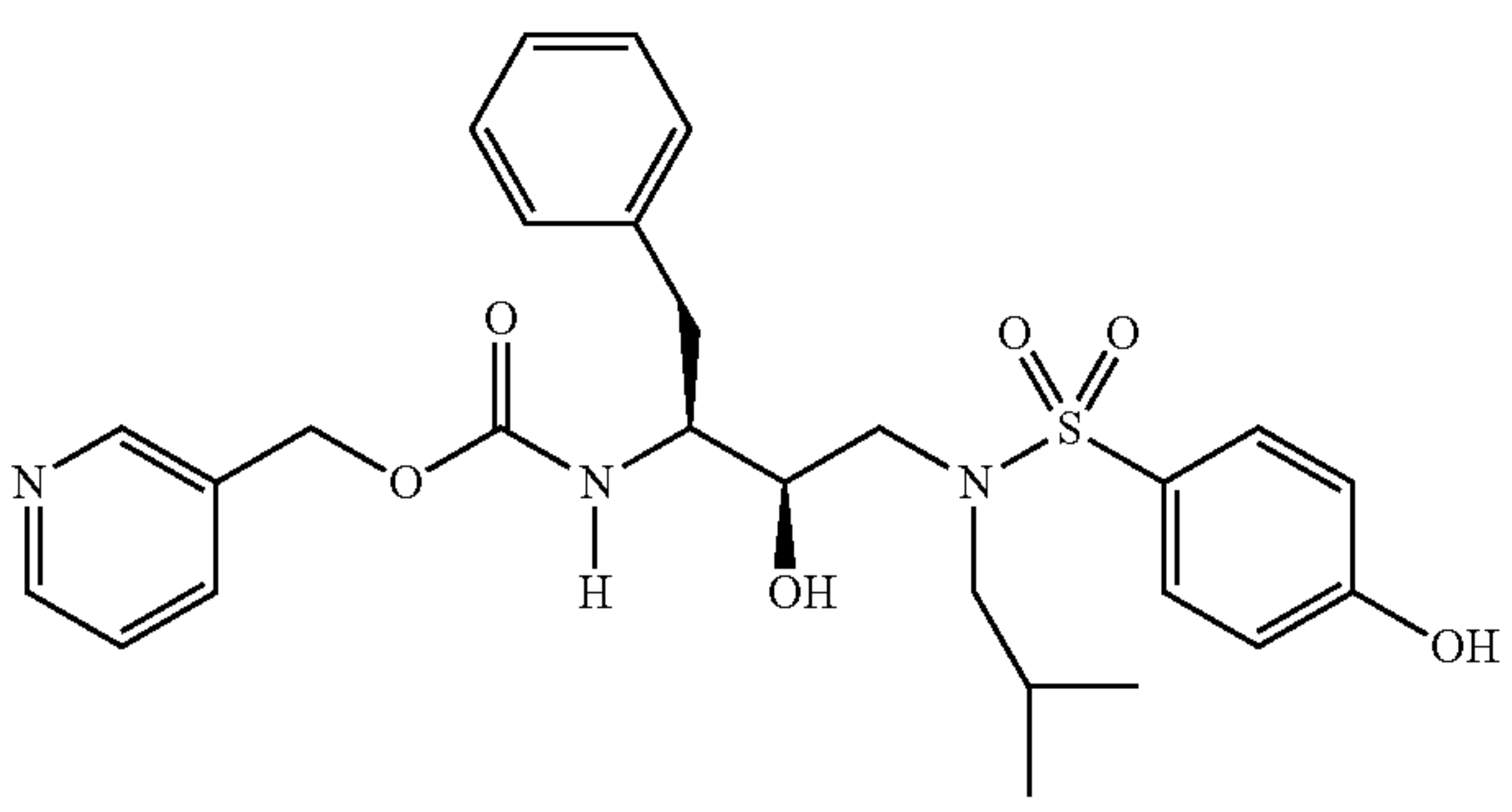
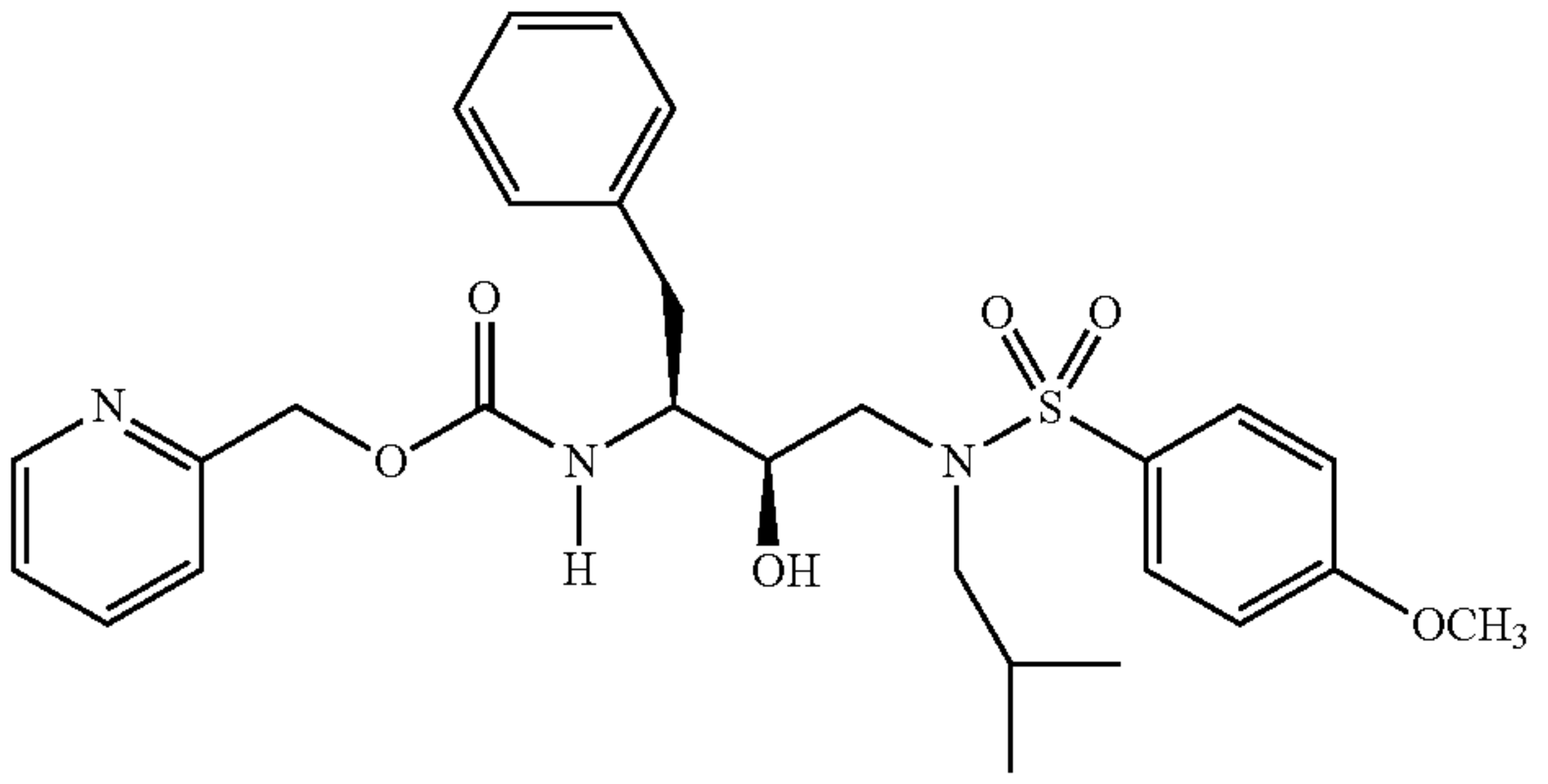
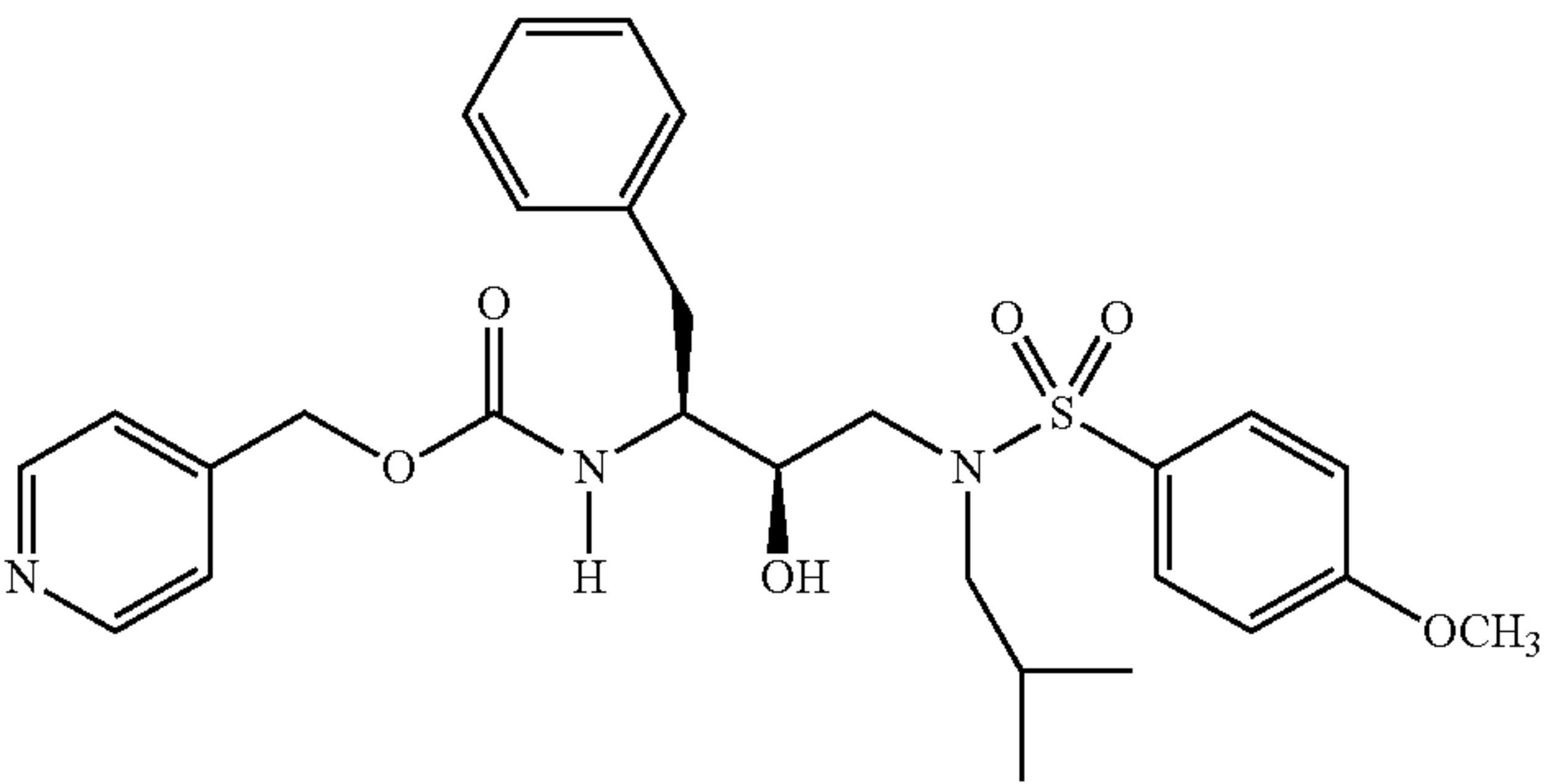
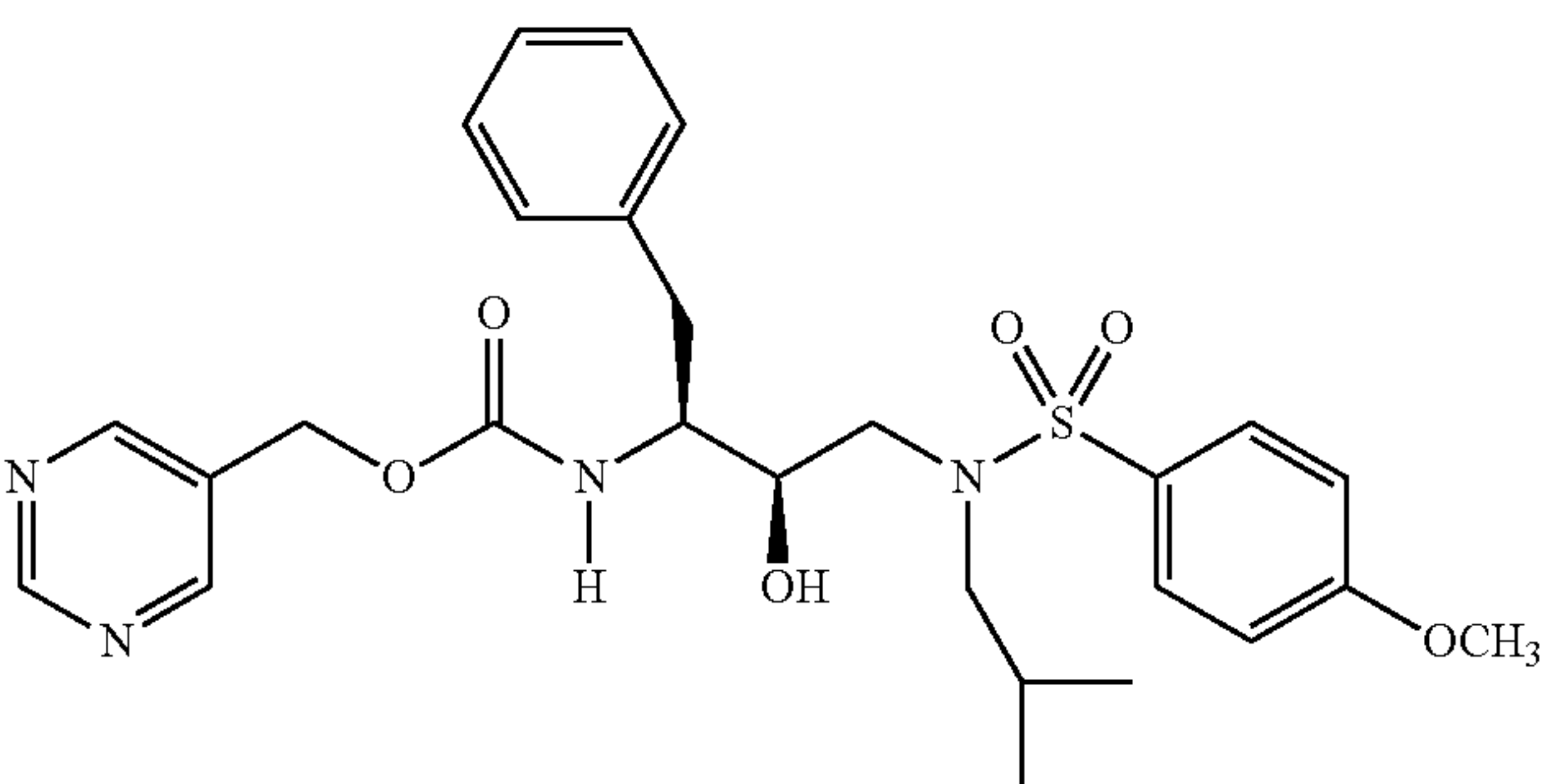
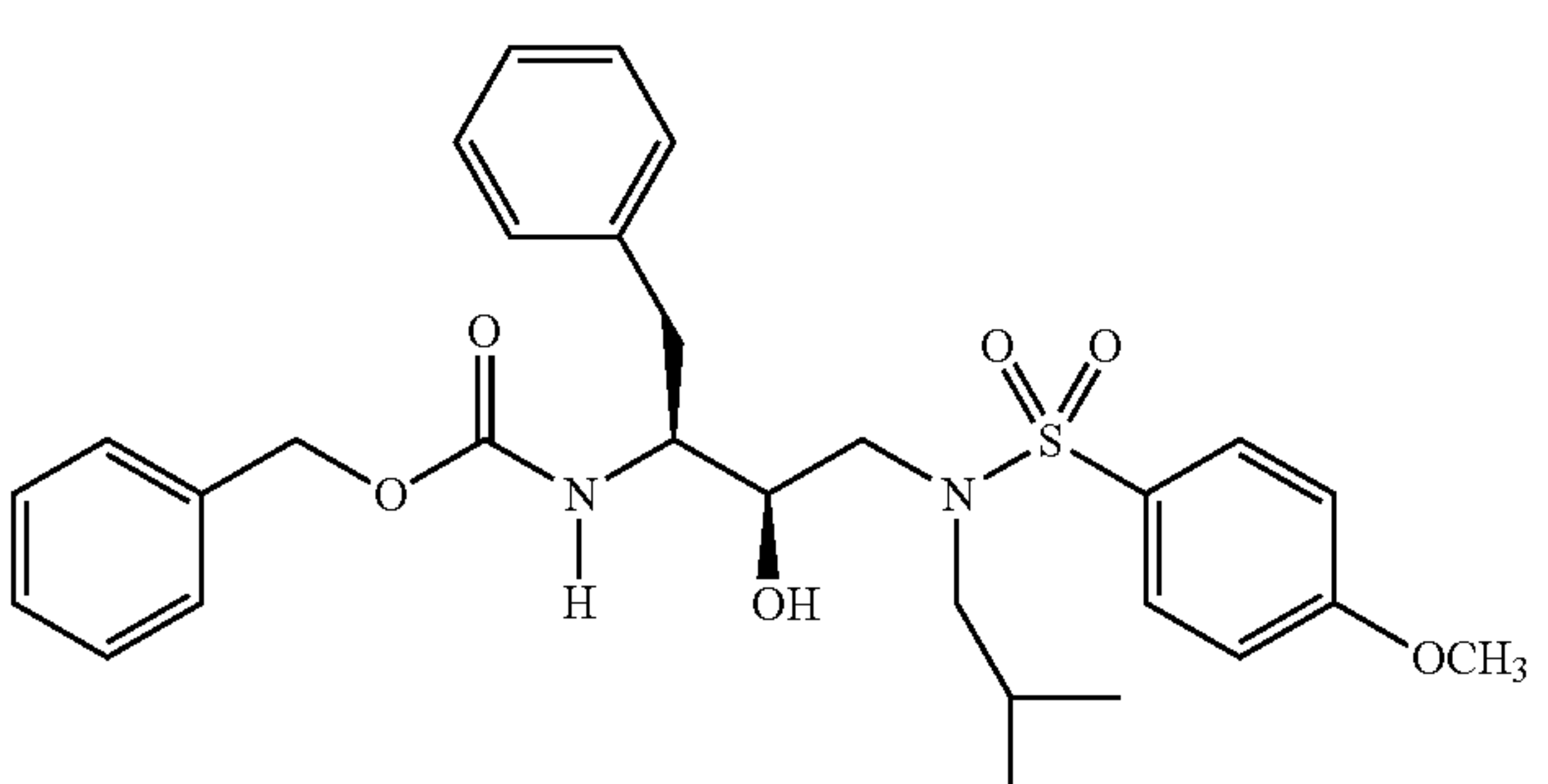
Entry	Compound	IC ₅₀ (nM)	EC ₅₀ (nM)	TD ₅₀ (nM)
20		4	13	
21		73		
22		15	18	31,000
23		2	8	
24		3		

TABLE 21-continued

Entry	Compound	IC ₅₀ (nM)	EC ₅₀ (nM)	TD ₅₀ (nM)
25		60	120	167,000
26		68		
27		5	177	300,000
28		14	76	213,000
29		5	105	196,000

TABLE 21-continued

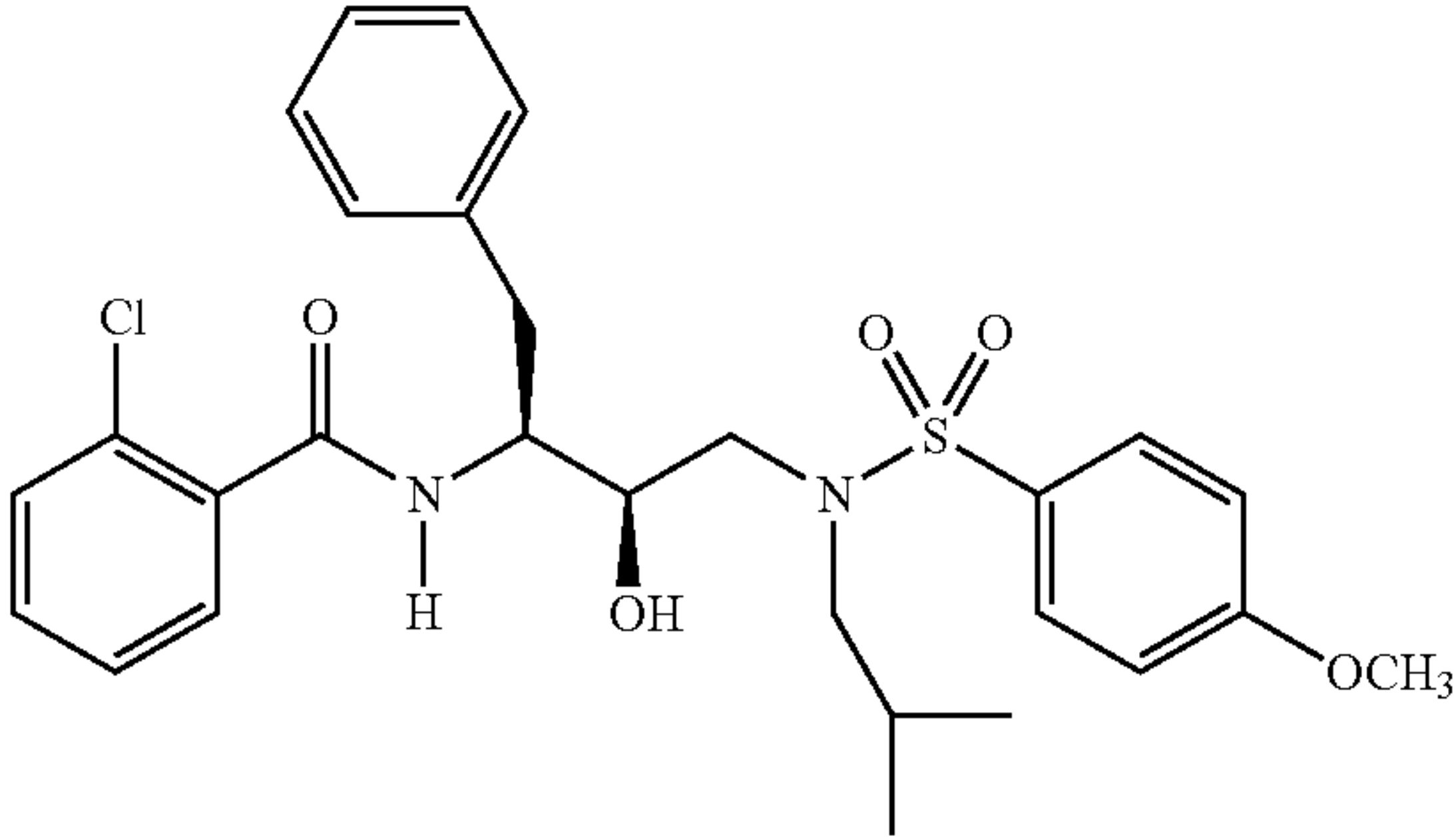
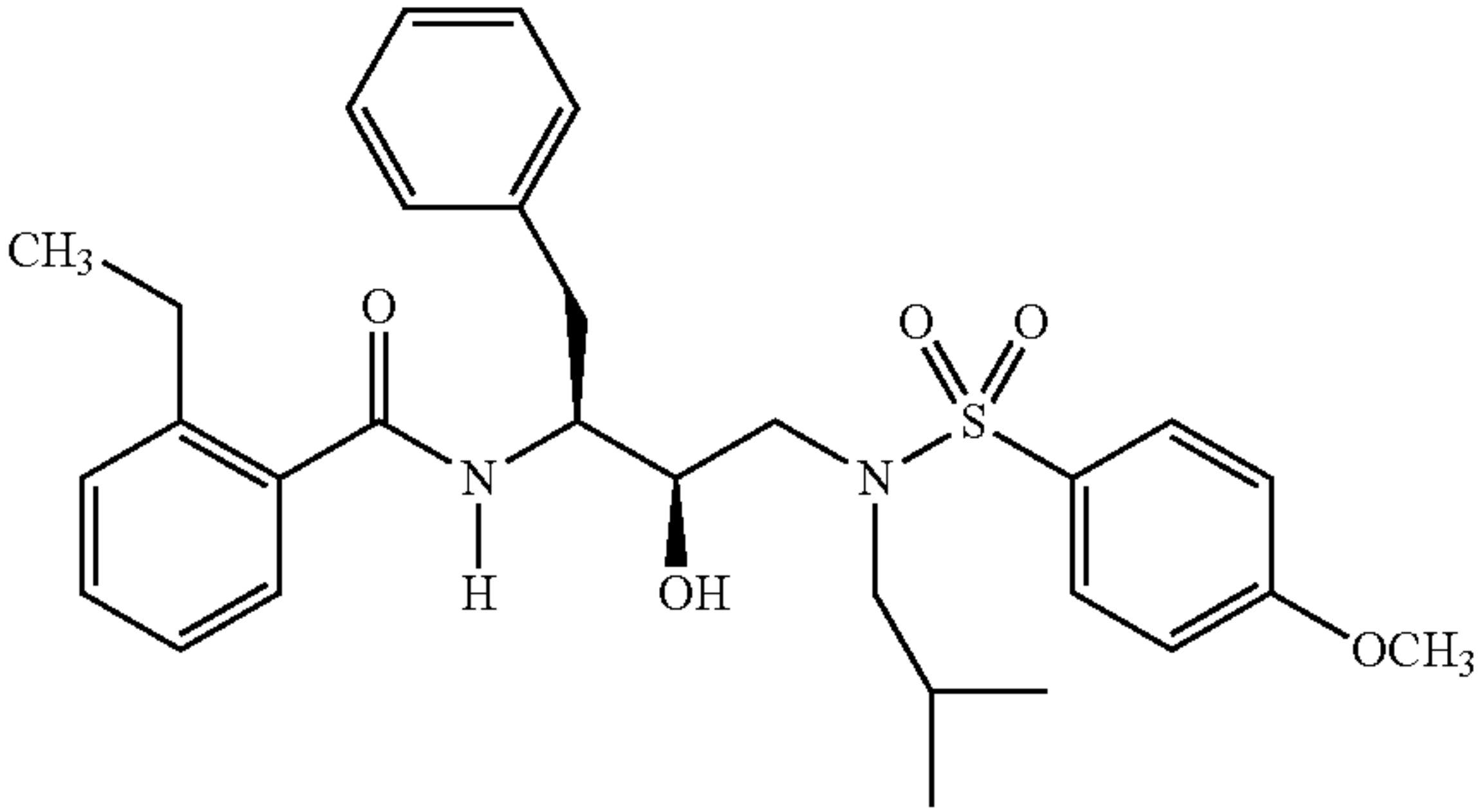
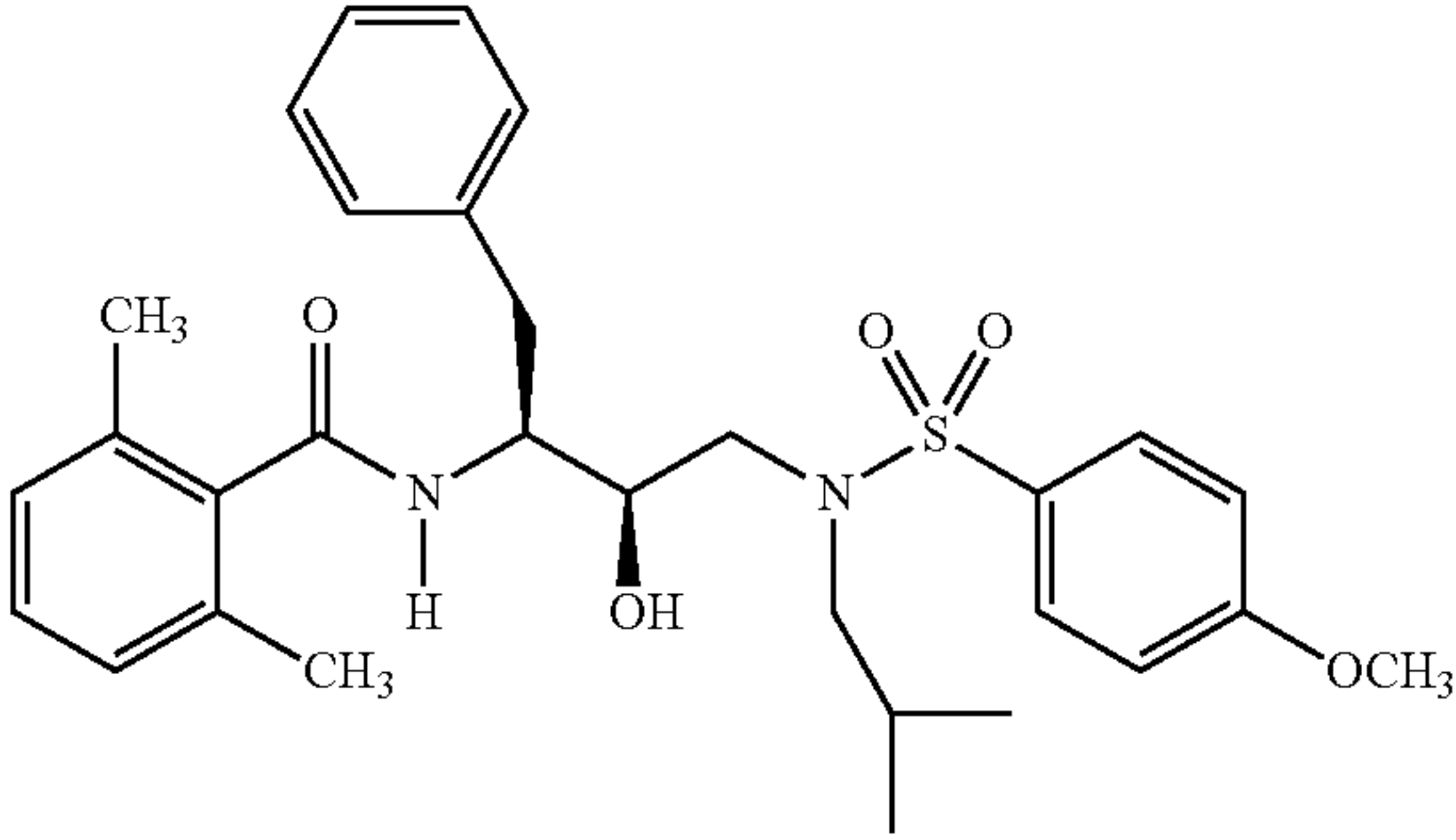
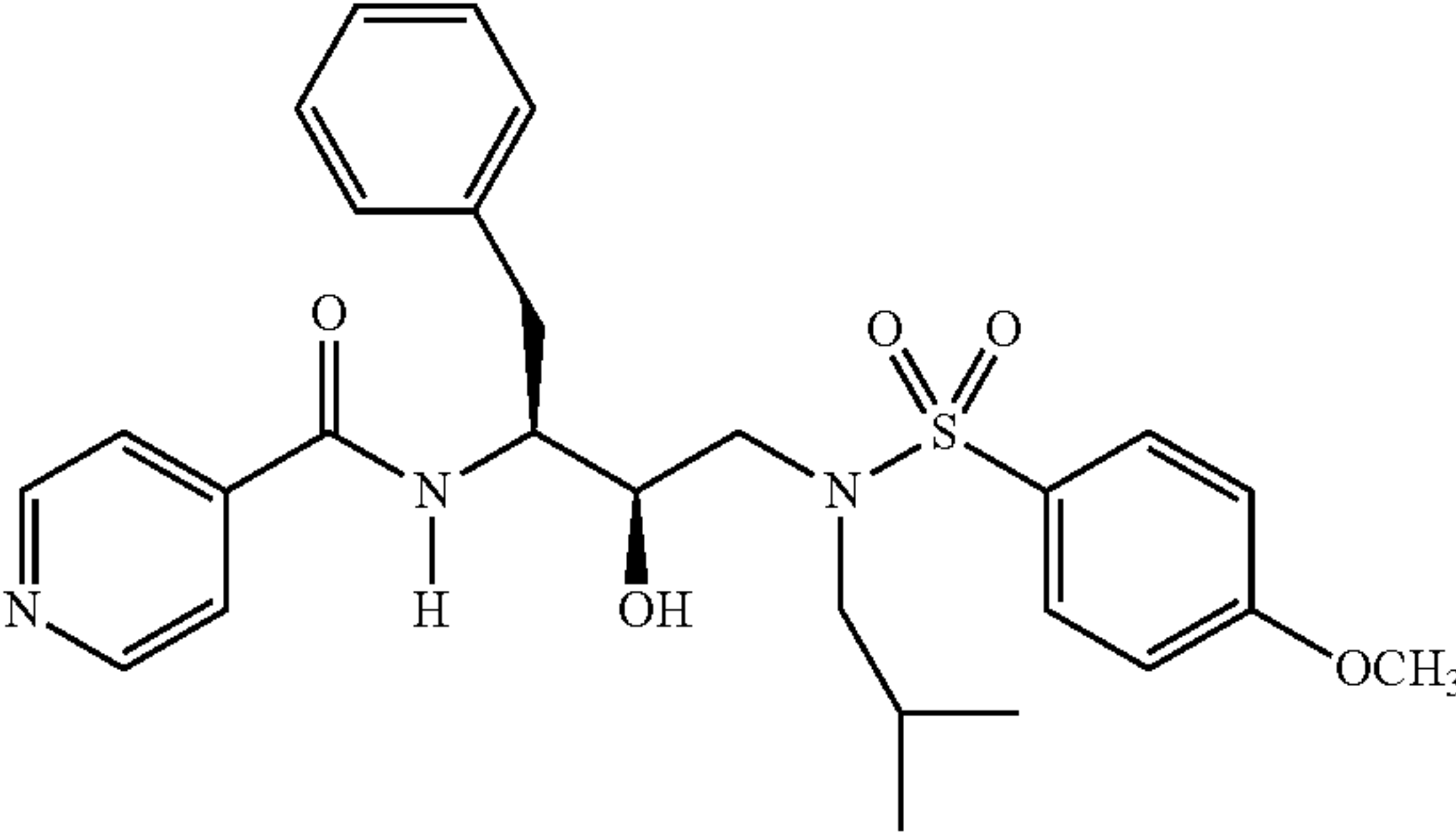
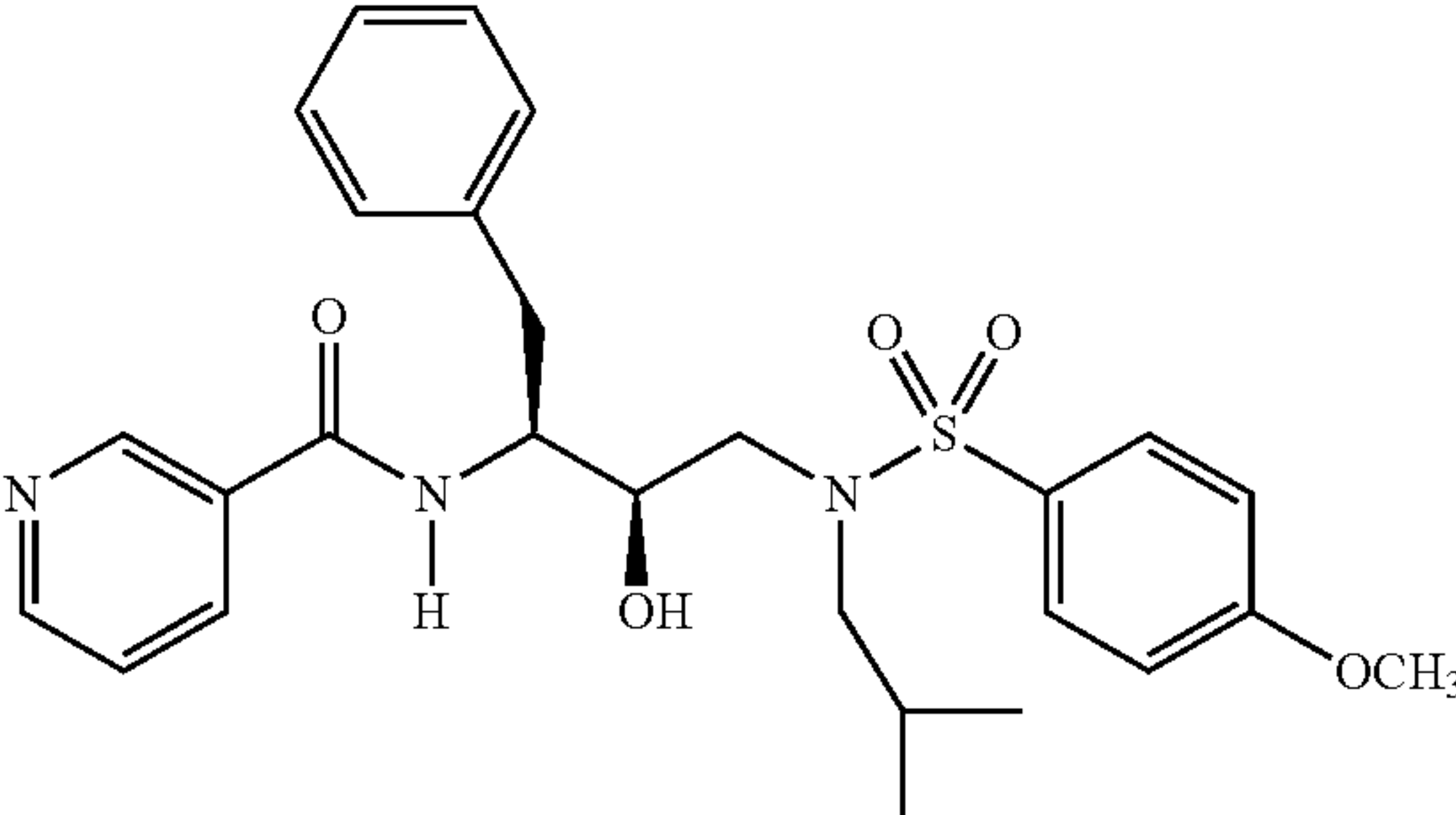
Entry	Compound	IC ₅₀ (nM)	EC ₅₀ (nM)	TD ₅₀ (nM)
30		6	154	154,000
31		10		
32		5	98	17,000
33		18	68	
34		67	188	

TABLE 21-continued

Entry	Compound	IC ₅₀ (nM)	EC ₅₀ (nM)	TD ₅₀ (nM)
35		18		
36		310	898	
37		7	<20	
38		4	1,100	
39		16	269	

TABLE 21-continued

Entry	Compound	IC ₅₀ (nM)	EC ₅₀ (nM)	TD ₅₀ (nM)
40		3		
41		3	11	
42		2	<20	
43		4	63	
44		4	8	

TABLE 21-continued

Entry	Compound	IC ₅₀ (nM)	EC ₅₀ (nM)	TD ₅₀ (nM)
45		2	5	
46		2	<20	
47		3	<20	
48		17	210	
49		6	<20	

TABLE 21-continued

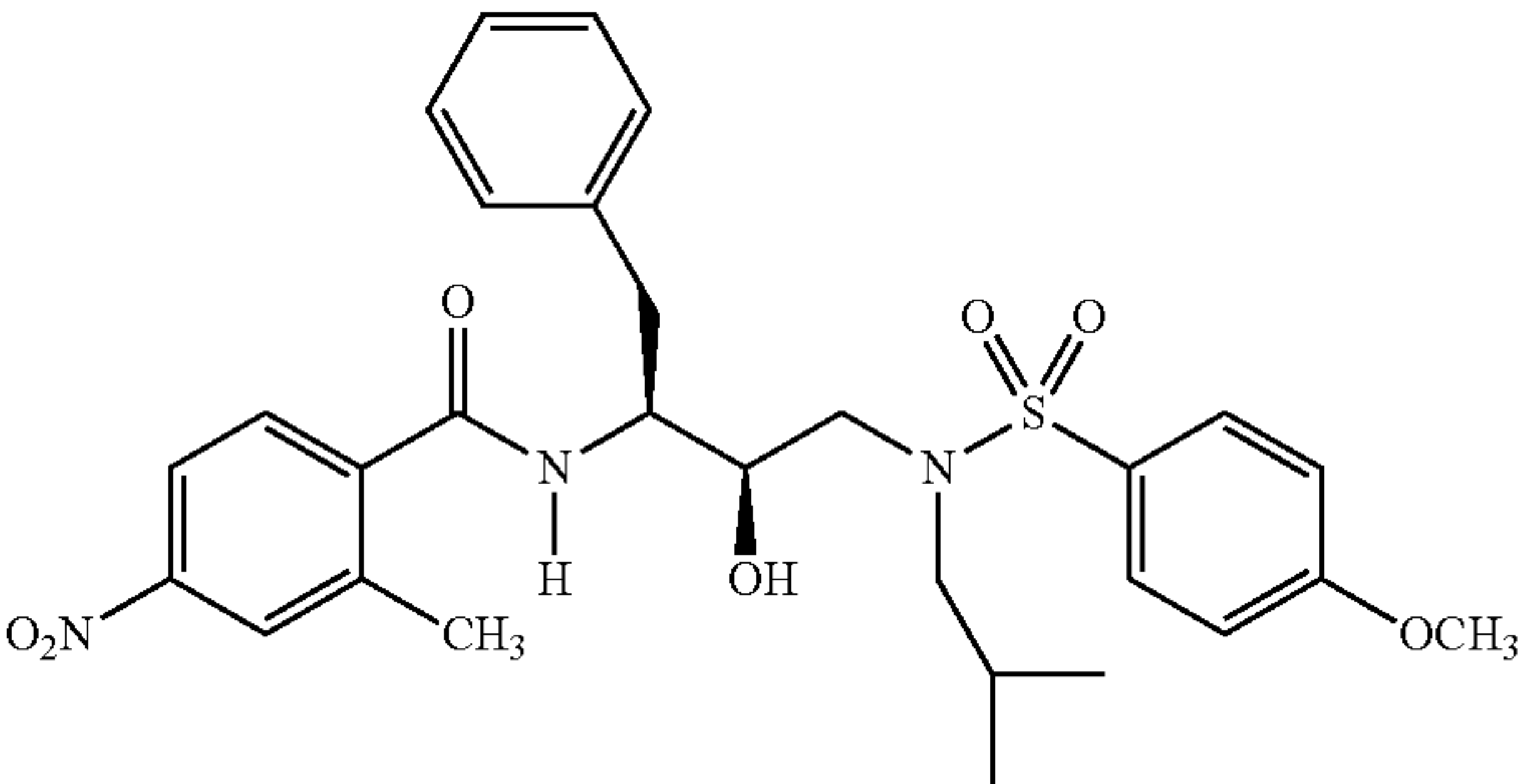
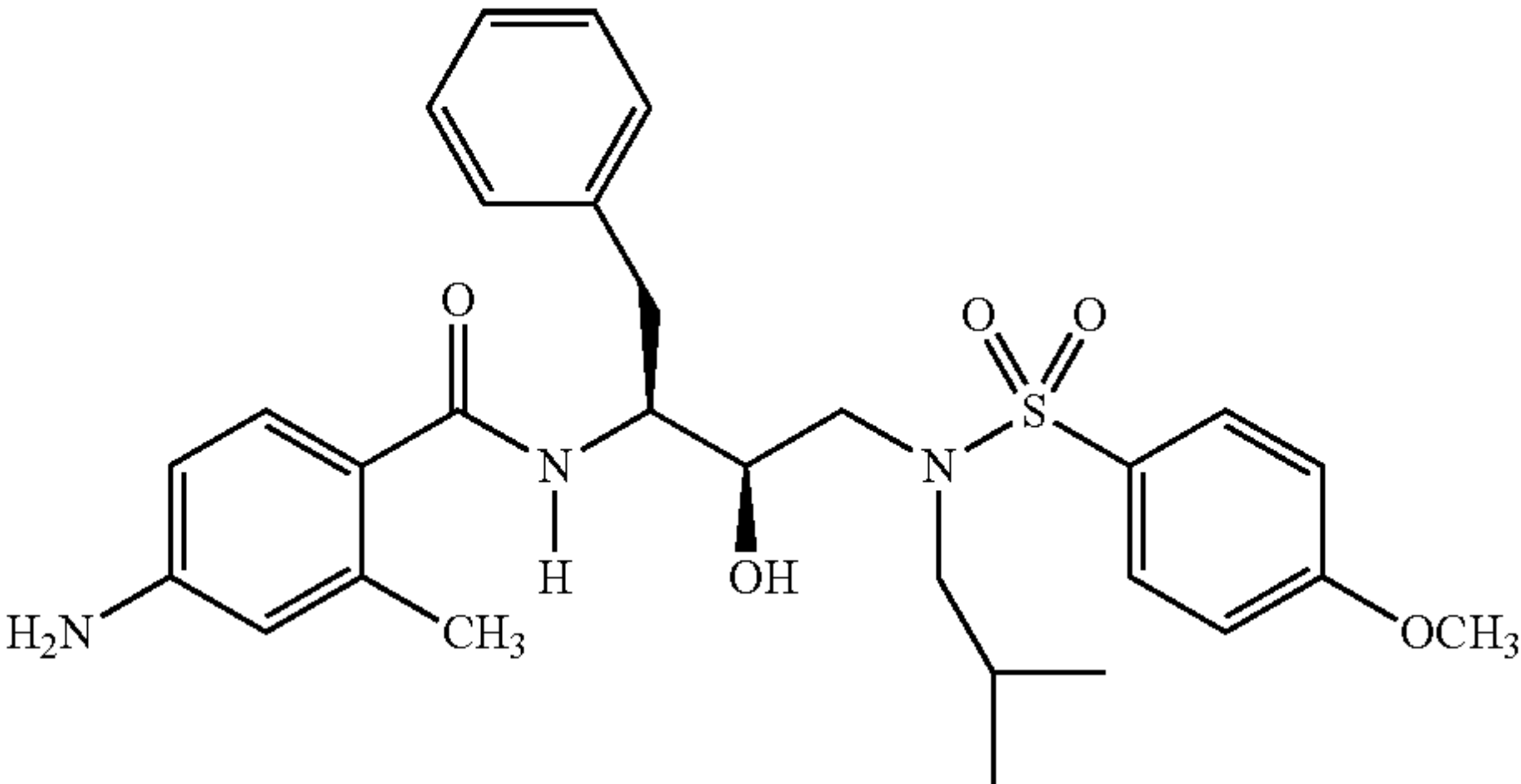
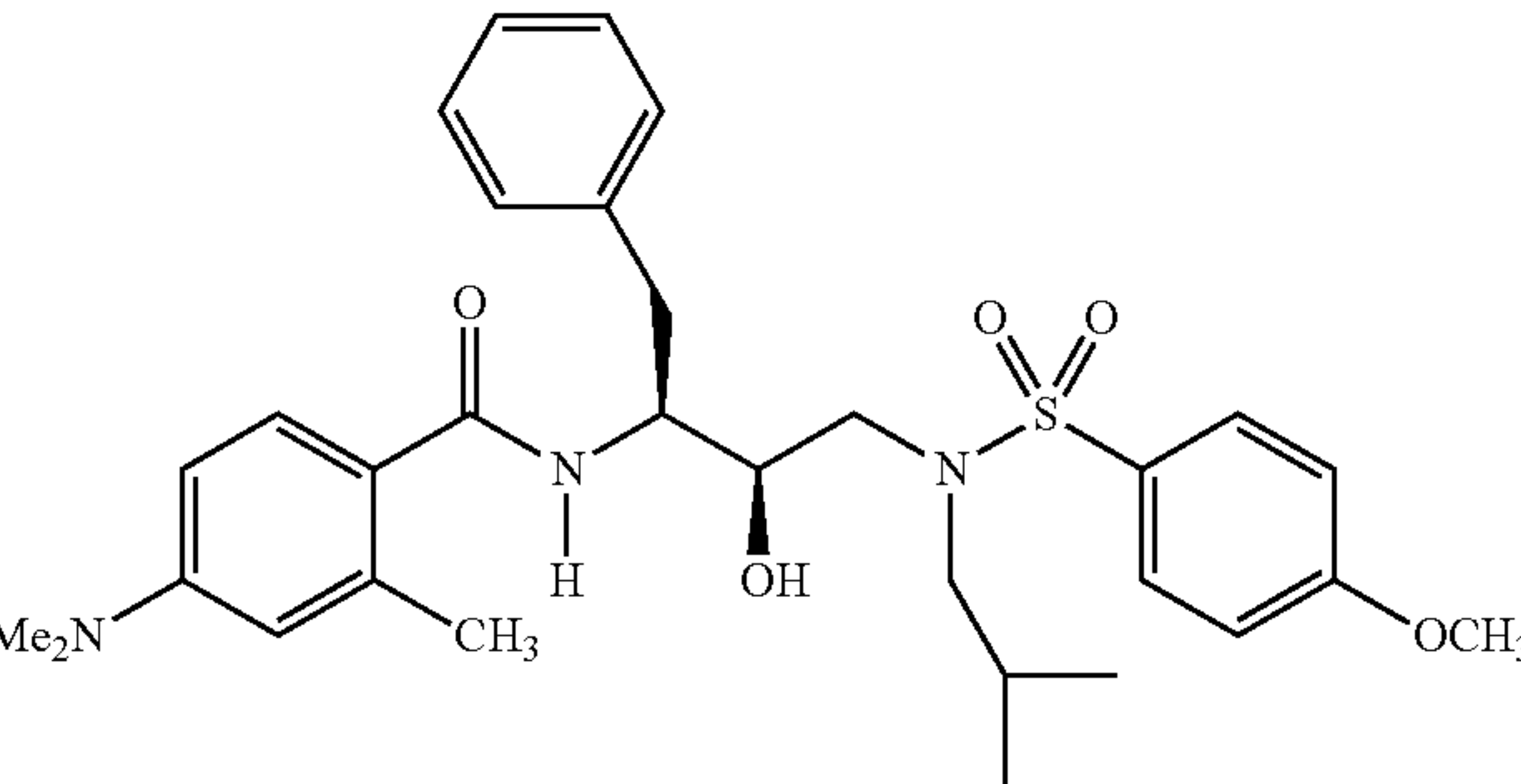
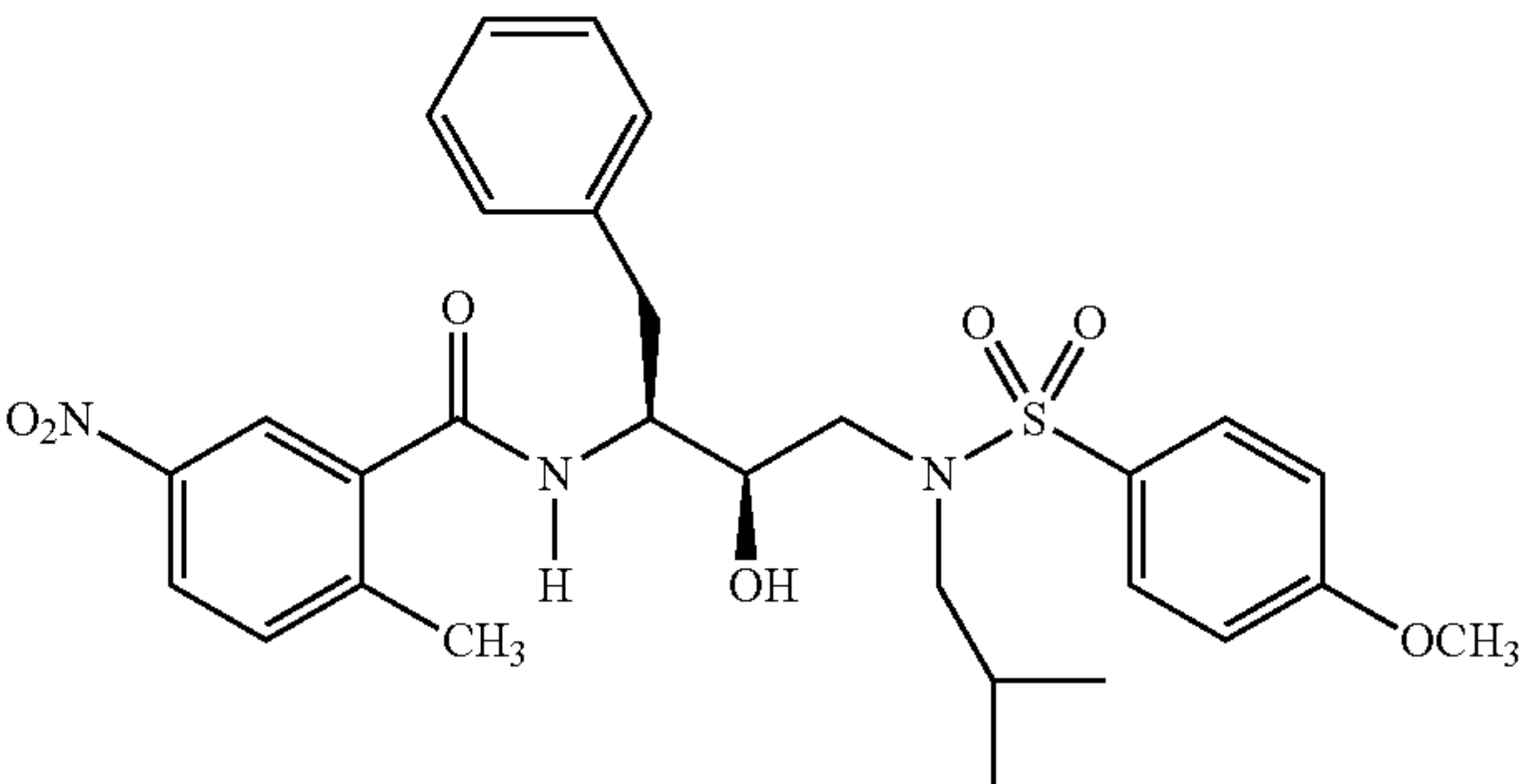
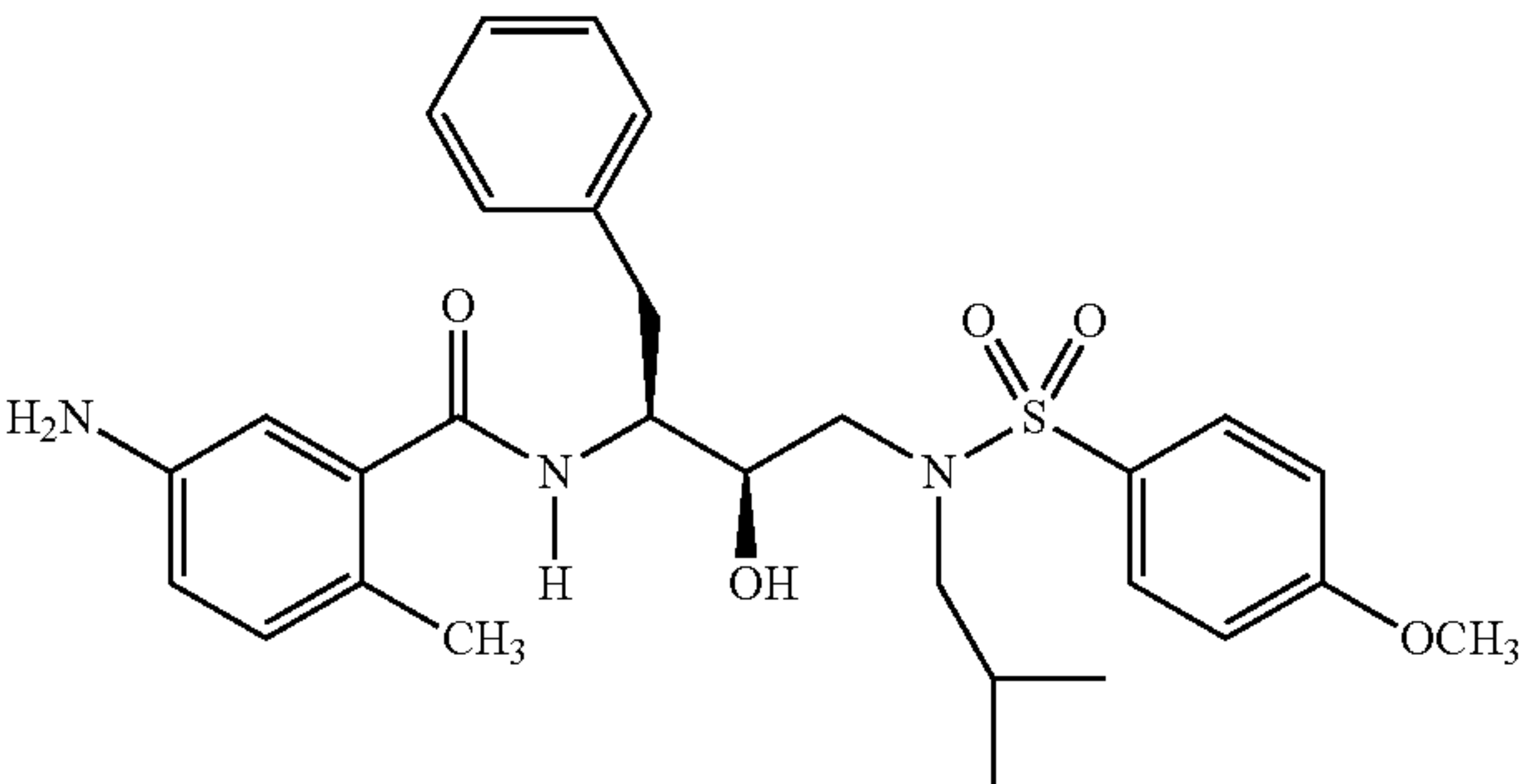
Entry	Compound	IC ₅₀ (nM)	EC ₅₀ (nM)	TD ₅₀ (nM)
50		14		
51		9	<20	
52		>100		
53		21		
54		10		

TABLE 21-continued

Entry	Compound	IC ₅₀ (nM)	EC ₅₀ (nM)	TD ₅₀ (nM)
55		37		
56		4	40	
57		4	<20	
58		2	70	
59		3	22	

TABLE 21-continued

Entry	Compound	IC ₅₀ (nM)	EC ₅₀ (nM)	TD ₅₀ (nM)
60		5	60	
61		16		
62		28		
63		7		
64		7		

TABLE 21-continued

Entry	Compound	IC ₅₀ (nM)	EC ₅₀ (nM)	TD ₅₀ (nM)
65		4		
66		4		
67		5		
68		7		
69		4	68	

TABLE 21-continued

Entry	Compound	IC ₅₀ (nM)	EC ₅₀ (nM)	TD ₅₀ (nM)
70		5	30	
71		5		
72		5	42	
73		4	22	
74		3		

TABLE 21-continued

Entry	Compound	IC ₅₀ (nM)	EC ₅₀ (nM)	TD ₅₀ (nM)
75		8		
76		5		
77		2		
78		3		

The compounds of the present invention are effective anti-viral compounds and, in particular, are effective retroviral inhibitors as shown above. Thus, the subject compounds are effective HIV protease inhibitors. It is contemplated that the subject compounds will also inhibit other retroviruses such as other lentiviruses in particular other strains of HIV, e.g. HIV-2, human T-cell leukemia virus, respiratory syncytial virus, simia immunodeficiency virus, feline leukemia virus, feline immunodeficiency virus, hepadnavirus, cytomegalovirus

and picornavirus. Thus, the subject compounds are effective in the treatment and/or prophylaxis of retroviral infections.

The subject compounds are also effective in preventing the growth of retroviruses in a solution. Both human and animal cell cultures, such as T-lymphocyte cultures, are utilized for a variety of well known purposes, such as research and diagnostic procedures including calibrators and controls. Prior to and during the growth and storage of a cell culture, the subject compounds may be added to the cell culture medium at an

effective concentration to prevent the unexpected or undesired replication of a retrovirus that may inadvertently or unknowingly be present in the cell culture. The virus may be present originally in the cell culture, for example HIV is known to be present in human T-lymphocytes long before it is detectable in blood, or through exposure to the virus. This use of the subject compounds prevents the unknowing or inadvertent exposure of a potentially lethal retrovirus to a researcher or clinician.

Compounds of the present invention can possess one or more asymmetric carbon atoms and are thus capable of existing in the form of optical isomers as well as in the form of racemic or nonracemic mixtures thereof. The optical isomers can be obtained by resolution of the racemic mixtures according to conventional processes, for example by formation of diastereoisomeric salts by treatment with an optically active acid or base. Examples of appropriate acids are tartaric, diacetyltartaric, dibenzoyltartaric, ditoluoyltartaric and camphorsulfonic acid and then separation of the mixture of diastereoisomers by crystallization followed by liberation of the optically active bases from these salts. A different process for separation of optical isomers involves the use of a chiral chromatography column optimally chosen to maximize the separation of the enantiomers. Still another available method involves synthesis of covalent diastereoisomeric molecules by reacting compounds of Formula I with an optically pure acid in an activated form or an optically pure isocyanate. The synthesized diastereoisomers can be separated by conventional means such as chromatography, distillation, crystallization or sublimation, and then hydrolyzed to deliver the enantiomerically pure compound. The optically active compounds of Formula I can likewise be obtained by utilizing optically active starting materials. These isomers may be in the form of a free acid, a free base, an ester or a salt.

The compounds of the present invention can be used in the form of salts derived from inorganic or organic acids. These salts include but are not limited to the following: acetate, adipate, alginate, citrate, aspartate, benzoate, benzene-sulfonate, bisulfate, butyrate, camphorate, camphorsulfonate, digluconate, cyclopentanepropionate, dodecylsulfate, ethanesulfonate, glucoheptanoate, glycerophosphate, hemisulfate, heptanoate, hexanoate, fumarate, hydrochloride, hydrobromide, hydroiodide, 2-hydroxy-ethanesulfonate, lactate, maleate, methanesulfonate, nicotinate, 2-naphthalenesulfonate, oxalate, palmoate, pectinate, persulfate, 3-phenylpropionate, picrate, pivalate, propionate, succinate, tartrate, thiocyanate, tosylate, mesylate and undecanoate. Also, the basic nitrogen-containing groups can be quaternized with such agents as lower alkyl halides, such as methyl, ethyl, propyl, and butyl chloride, bromides, and iodides; dialkyl sulfates like dimethyl, diethyl, dibutyl, and diamyl sulfates, long chain halides such as decyl, lauryl, myristyl and stearyl chlorides, bromides and iodides, aralkyl halides like benzyl and phenethyl bromides, and others. Water or oil-soluble or dispersible products are thereby obtained.

Examples of acids which may be employed to form pharmaceutically acceptable acid addition salts include such inorganic acids as hydrochloric acid, sulphuric acid and phosphoric acid and such organic acids as oxalic acid, maleic acid, succinic acid and citric acid. Other examples include salts with alkali metals or alkaline earth metals, such as sodium, potassium, calcium or magnesium or with organic bases.

Total daily dose administered to a host in single or divided doses may be in amounts, for example, from 0.001 to 10 mg/kg body weight daily and more usually 0.01 to 1 mg.

Dosage unit compositions may contain such amounts of sub-multiples thereof to make up the daily dose.

The amount of active ingredient that may be combined with the carrier materials to produce a single dosage form will vary depending upon the host treated and the particular mode of administration.

The dosage regimen for treating a disease condition with the compounds and/or compositions of this invention is selected in accordance with a variety of factors, including the type, age, weight, sex, diet and medical condition of the patient, the severity of the disease, the route of administration, pharmacological considerations such as the activity, efficacy, pharmacokinetic and toxicology profiles of the particular compound employed, whether a drug delivery system is utilized and whether the compound is administered as part of a drug combination. Thus, the dosage regimen actually employed may vary widely and therefore may deviate from the preferred dosage regimen set forth above.

The compounds of the present invention may be administered orally, parenterally, by inhalation spray, rectally, or topically in dosage unit formulations containing conventional nontoxic pharmaceutically acceptable carriers, adjuvants, and vehicles as desired. Topical administration may also involve the use of transdermal administration such as transdermal patches or iontophoresis devices. The term parenteral as used herein includes subcutaneous injections, intravenous, intramuscular, intrasternal injection, or infusion techniques.

Injectable preparations, for example, sterile injectable aqueous or oleaginous suspensions may be formulated according to the known art using suitable dispersing or wetting agents and suspending agents. The sterile injectable preparation may also be a sterile injectable solution or suspension in a nontoxic parenterally acceptable diluent or solvent, for example, as a solution in 1,3-butanediol. Among the acceptable vehicles and solvents that may be employed are water, Ringer's solution, and isotonic sodium chloride solution. In addition, sterile, fixed oils are conventionally employed as a solvent or suspending medium. For this purpose any bland fixed oil may be employed including synthetic mono- or diglycerides. In addition, fatty acids such as oleic acid find use in the preparation of injectables.

Suppositories for rectal administration of the drug can be prepared by mixing the drug with a suitable nonirritating excipient such as cocoa butter and polyethylene glycols which are solid at ordinary temperatures but liquid at the rectal temperature and will therefore melt in the rectum and release the drug.

Solid dosage forms for oral administration may include capsules, tablets, pills, powders, and granules. In such solid dosage forms, the active compound may be admixed with at least one inert diluent such as sucrose lactose or starch. Such dosage forms may also comprise, as in normal practice, additional substances other than inert diluents, e.g., lubricating agents such as magnesium stearate. In the case of capsules, tablets, and pills, the dosage forms may also comprise buffering agents. Tablets and pills can additionally be prepared with enteric coatings.

Liquid dosage forms for oral administration may include pharmaceutically acceptable emulsions, solutions, suspensions, syrups, and elixirs containing inert diluents commonly used in the art, such as water. Such compositions may also comprise adjuvants, such as wetting agents, emulsifying and suspending agents, and sweetening, flavoring, and perfuming agents.

While the compounds of the invention can be administered as the sole active pharmaceutical agent, they can also be used in combination with one or more immunomodulators, anti-

201

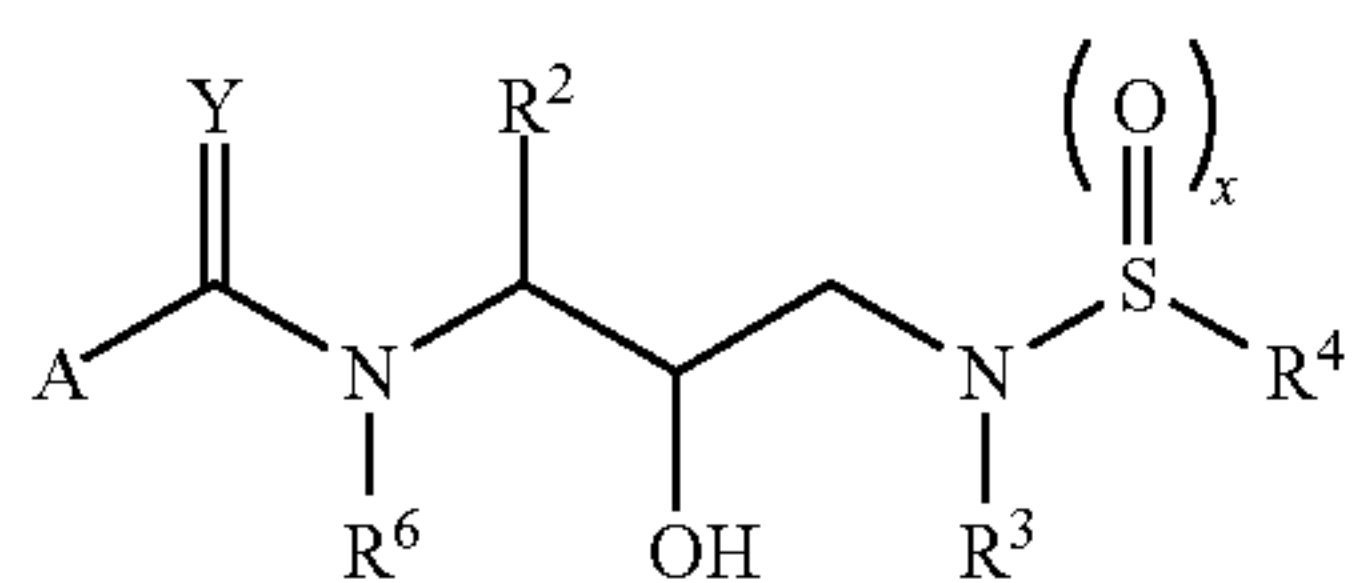
ral agents or other antiinfective agents. For example, the compounds of the invention can be administered in combination with AZT, DDI, DDC or with glucosidase inhibitors, such as N-butyl-1-deoxynojirimycin or prodrugs thereof, for the prophylaxis and/or treatment of AIDS. When administered as a combination, the therapeutic agents can be formulated as separate compositions which are given at the same time or different times, or the therapeutic agents can be given as a single composition.

The foregoing is merely illustrative of the invention and is not intended to limit the invention to the disclosed compounds. Variations and changes which are obvious to one skilled in the art are intended to be within the scope and nature of the invention which are defined in the appended claims.

From the foregoing description, one skilled in the art can easily ascertain the essential characteristics of this invention, and without departing from the spirit and scope thereof, can make various changes and modifications of the invention to adapt it to various usages and conditions.

What is claimed is:

[1. A compound represented by the formula:



or a pharmaceutically acceptable salt[, prodrug] or ester thereof, wherein

R^2 is an alkyl, aryl, cycloalkyl, cycloalkylalkyl or aralkyl radical, which radical is optionally substituted with a radical selected from the group consisting of alkyl, halo, nitro, cyano, CF_3 , $-OR^9$, and $-SR^9$, wherein R^9 is a radical selected from the group consisting of hydrogen and alkyl;

R^3 is a hydrogen, alkyl, haloalkyl, alkenyl, alkynyl, hydroxyalkyl, alkoxyalkyl, alkylthioalkyl, alkylsulfonylalkyl, cycloalkyl, cycloalkylalkyl, heterocycloalkyl, heteroaryl, heterocycloalkylalkyl, aryl, aralkyl, heteroaralkyl, aminoalkyl or mono- or disubstituted aminoalkyl radicals, wherein said substituents are selected from the group consisting of alkyl, aryl, aralkyl, cycloalkyl, cycloalkylalkyl, heteroaryl, heteroaralkyl, heterocycloalkyl and heterocycloalkylalkyl radicals; or where said aminoalkyl radical is disubstituted, said substituents along with the nitrogen atom to which they are attached, form a heterocycloalkyl or a heteroaryl radical;

R^4 is an alkyl, haloalkyl, alkenyl, alkynyl, hydroxyalkyl, alkoxyalkyl, cycloalkyl, cycloalkylalkyl, heterocycloalkyl, heteroaryl, heterocycloalkylalkyl, aryl, aralkyl, aralkenyl, heteroaralkyl, aminoalkyl or mono- or disubstituted aminoalkyl radical, wherein said substituents are selected from the group consisting of alkyl, aryl, aralkyl, cycloalkyl, cycloalkylalkyl, heteroaryl, heteroaralkyl, heterocycloalkyl and heterocycloalkylalkyl radicals; or where said aminoalkyl radical is disubstituted, said substituents along with the nitrogen atom to which they are attached, form a heterocycloalkyl or a heteroaryl radical;

R^6 is a hydrogen or alkyl radical;

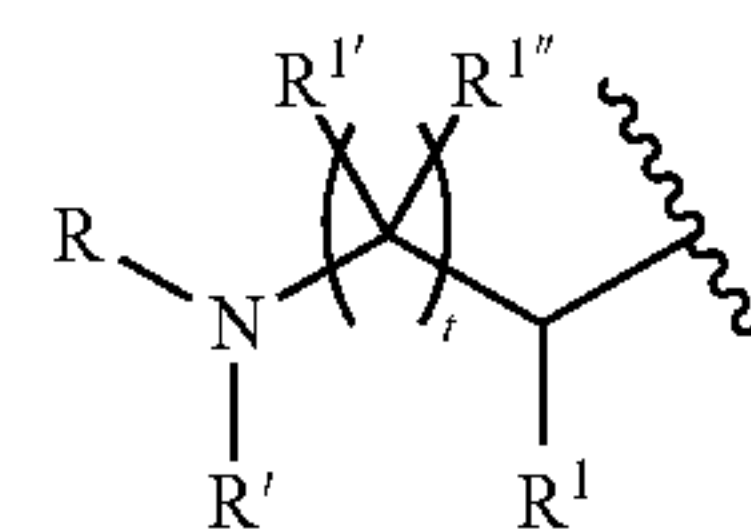
x is 1 or 2;

t is 0 or 1; and

Y is O or S; and

202

A is an alkoxy, alkenoxy, aralkoxy, alkyl, cycloalkyl, cycloalkylalkoxy, cycloalkylalkyl, aralkyl, aryl, aryloxy, heterocycloalkyl, heterocycloalkoxy, heterocycloalkylalkyl, heterocycloalkylalkoxy, heteroaralkyl, heteroaralkoxy, heteroaryloxy, heteroaryl, alkenyl, aryloxyalkyl, heteroaryloxyalkyl, hydroxyalkyl, amino, or mono- or disubstituted amino radical, wherein the substituents are selected from the group consisting of alkyl, aryl, aralkyl, cycloalkyl, cycloalkylalkyl, heteroaryl, heteroaralkyl, heterocycloalkyl and heterocycloalkylalkyl radicals; or where said amino radical is disubstituted, said substituents along with the nitrogen atom to which they are attached form a heterocycloalkyl or heteroaryl radical; or is represented by the formula



wherein R is a hydrogen, alkoxy, aralkoxy, alkyl, cycloalkyl, cycloalkylalkoxy, cycloalkylalkyl, aralkyl, aryl, aryloxy, heterocycloalkyl, heterocycloalkoxy, heterocycloalkylalkyl, heterocycloalkylalkoxy, heteroaralkyl, heteroaralkoxy, heteroaryloxy, heteroaryl, alkenyl, aryloxyalkyl, heteroaryloxyalkyl, hydroxyalkyl, amino, or mono- or disubstituted amino radical, wherein the substituents are selected from the group consisting of alkyl, aryl, aralkyl, cycloalkyl, cycloalkylalkyl, heteroaryl, heteroaralkyl, heterocycloalkyl and heterocycloalkylalkyl radicals; or where said amino radical is disubstituted, said substituents along with the nitrogen atom to which they are attached form a heterocycloalkyl or heteroaryl radical;

R^1 is a radical as defined for R^3 or $R''SO_2-$, wherein R'' is a radical as defined for R^3 ; or R and R^1 together with the nitrogen to which they are attached form a heterocycloalkyl or heteroaryl radical;

R^1 is a hydrogen, $-CO_2CH_3$, $-CH_2CO_2CH_3$, $-CO_2H$, $-CH_2CO_2H$, $-CH_2CH_2CONH_2$, $-CH_2CONH_2$, $-CONH_2$, $-CH_2C(O)NHCH_3$, $-CH_2C(O)N(CH_3)_2$, $-CONHCH_3$, $-CONH(CH_3)_2$, $-CH_2SO_2NH_2$, $-CH_2CH_2SO_2NH_2$, $-CH_2S[O]CH_3$, $-CH_2S[O]_2CH_3$, $-C(CH_3)_2(SCH_3)$, $-C(CH_3)_2(S[O]CH_3)$, $-C(CH_3)_2(S[O]_2CH_3)$, alkyl, hydroxyalkyl, cyanoalkyl, haloalkyl, alkenyl, alkynyl, cycloalkyl, cycloalkylalkyl, alkylthioalkyl, aralkyl, heteroaralkyl, aminoalkyl or mono- or disubstituted aminoalkyl radical, wherein said substituents are selected from the group consisting of alkyl, aryl, aralkyl, cycloalkyl, cycloalkylalkyl, heteroaryl, heteroaralkyl, heterocycloalkyl and heterocycloalkylalkyl radicals; or where said aminoalkyl radical is disubstituted, said substituents along with the nitrogen atom to which they are attached, form a heterocycloalkyl or a heteroaryl radical; and

each of $R^{1'}$ and $R^{1''}$ are independently a radical as defined for R^1 ; or one of $R^{1'}$ and $R^{1''}$ together with R^1 and the carbon atoms to which R^1 , $R^{1'}$ and $R^{1''}$ are attached, form a cycloalkyl radical; and

203

wherein alkyl, alone or in combination, is a straight-chain or branched-chain hydrocarbon radical containing from 1 to 8 carbon atoms; alkenyl, alone or in combination, is a straight-chain or branched-chain hydrocarbon radical having at least one double bond and containing from 2 to 8 carbon atoms; alkynyl, alone or in combination, is a straight-chain or branched-chain hydrocarbon radical having at least one triple bond and containing from 2 to 10 carbon atoms; cycloalkyl, alone or in combination, is a hydrocarbon ring containing from 3 to 8 carbon atoms; aryl, alone or in combination, means a phenyl or naphthyl radical which optionally carries one or more alkyl, alkoxy, halogen, hydroxy, amino, nitro, cyano, haloalkyl, carboxy, alkoxy, carbonyl, cycloalkyl, heterocycloalkyl, amido, alkylamino, dialkylamino, alkylamido or dialkylamido radicals; heterocyclyl and heterocycloalkyl, alone or in combination, mean a saturated or partially unsaturated monocyclic, bicyclic or tricyclic heterocycle having 3 to 12 ring members, which contains at least one nitrogen, oxygen, sulfur, sulfone, sulfoxide or N-oxide of a tertiary nitrogen heteroatom ring member, and which is optionally substituted on one or more carbon atoms by halogen, alkyl, alkoxy, hydroxy, oxo or aryl, or on a secondary nitrogen atom by hydroxy, alkyl, aralkoxycarbonyl, alkanoyl, phenyl or phenylalkyl; and heteroaryl, alone or in combination, means an aromatic monocyclic, bicyclic, or tricyclic heterocycloalkyl radical which is optionally substituted as defined above with respect to the definitions of aryl and heterocycloalkyl.]

[2. The compound of claim 1 or a pharmaceutically acceptable salt, prodrug or ester thereof, wherein

R^2 is an alkyl, aryl, cycloalkyl, cycloalkylalkyl or aralkyl radical, which radical is optionally substituted with a radical selected from the group consisting of alkyl, halo and $-OR^9$, wherein R^9 is a radical selected from the group consisting of hydrogen and alkyl;

R^3 is a hydrogen, alkyl, haloalkyl, alkenyl, alkynyl, hydroxyalkyl, alkoxyalkyl, alkylthioalkyl, alkylsulfonylalkyl, cycloalkyl, cycloalkylalkyl, heterocycloalkyl, heteroaryl, heterocycloalkylalkyl, aryl, aralkyl, heteroaralkyl, aminoalkyl or mono- or disubstituted aminoalkyl radicals, wherein said substituents are selected from the group consisting of alkyl, aralkyl, cycloalkyl and cycloalkylalkyl radicals; or where said aminoalkyl radical is disubstituted, said substituents along with the nitrogen atom to which they are attached, form a heterocycloalkyl or a heteroaryl radical;

R^4 is an alkyl, haloalkyl, alkenyl, alkynyl, hydroxyalkyl, alkoxyalkyl, cycloalkyl, cycloalkylalkyl, heterocycloalkyl, heteroaryl, heterocycloalkylalkyl, aryl, aralkyl, aralkenyl or heteroaralkyl radical;

R^6 is a hydrogen or alkyl radical;

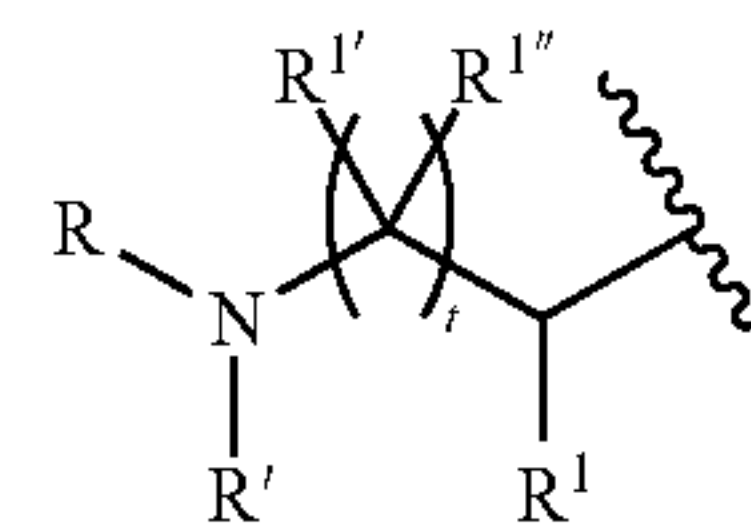
x is 1 or 2;

t is 0 or 1; and

Y is O or S; and

A is an alkoxy, alkenoxy, aralkoxy, alkyl, cycloalkyl, cycloalkylalkoxy, cycloalkylalkyl, aralkyl, aryl, aryloxy, heterocycloalkyl, heterocycloalkoxy, heterocycloalkylalkyl, heterocycloalkylalkoxy, heteroaralkyl, heteroaralkoxy, heteroaryloxy, heteroaryl, hydroxyalkyl, amino, or mono- or disubstituted amino radical, wherein the substituents are selected from the group consisting of alkyl, aralkyl, heteroaryl, heteroaralkyl, heterocycloalkyl and heterocycloalkylalkyl radicals; or where said amino radical is disubstituted, said substituents along with the nitrogen atom to which they are attached form a heterocycloalkyl radical; or is represented by the formula

204



wherein R is a hydrogen, alkoxy, carbonyl, aralkoxycarbonyl, alkylcarbonyl, carboxyalkanoyl, alkanoyl, aralkanoyl, aroyl, heterocyclylcarbonyl, heterocyclyloxy, heterocyclylalkanoyl, heterocyclylalkoxy, heteroaralkanoyl, heteroaralkoxy, heteroaryloxy, heteroaryl, alkyl, cycloalkyl, aralkyl, hydroxyalkyl, aminocarbonyl, aminoalkanoyl, or mono- or disubstituted aminocarbonyl or mono- or disubstituted aminoalkanoyl radical, wherein the substituents are selected from the group consisting of alkyl, aralkyl, heteroaryl, heteroaralkyl, heterocycloalkyl and heterocycloalkylalkyl radicals; or wherein said aminocarbonyl or aminoalkanoyl radicals are disubstituted, said substituents along with the nitrogen atom to which they are attached form a heterocycloalkyl or heteroaryl radical;

R^1 is a hydrogen, alkyl or aralkyl radical or $R''SO_2-$, wherein R'' is a radical as defined for R^3 ; or R and R^1 together with the nitrogen to which they are attached form a heterocycloalkyl or heteroaryl radical;

R^1 is a hydrogen, $-CO_2CH_3$, $-CH_2CO_2CH_3$, $-CO_2H$, $-CH_2CO_2H$, $-CH_2CH_2CONH_2$, $-CH_2CONH_2$, $-CONH_2$, $-CH_2C(O)NHCH_3$, $-CH_2C(O)N(CH_3)_2$, $-CONHCH_3$, $-CONH(CH_3)_2$, $-CH_2SO_2NH_2$, $-CH_2CH_2SO_2NH_2$, $-CH_2S[O]CH_3$, $-CH_2S[O]_2CH_3$, $-C(CH_3)_2(SCH_3)$, $-C(CH_3)_2(S[O]CH_3)$, $-C(CH_3)_2(S[O]_2CH_3)$, alkyl, hydroxyalkyl, cyanoalkyl, haloalkyl, alkenyl, alkynyl, cycloalkyl, cycloalkylalkyl, alkylthioalkyl, aralkyl, heteroaralkyl, aminoalkyl or mono- or disubstituted aminoalkyl radical, wherein said substituents are selected from the group consisting of alkyl, aralkyl, heteroaryl, heteroaralkyl, heterocycloalkyl and heterocycloalkylalkyl radicals; or where said aminoalkyl radical is disubstituted, said substituents along with the nitrogen atom to which they are attached, form a heterocycloalkyl or a heteroaryl radical; and

each of $R^{1'}$ and $R^{1''}$ are independently a radical as defined for R^1 ; or one of $R^{1'}$ and $R^{1''}$ together with R^1 and the carbon atoms to which R^1 , $R^{1'}$ and $R^{1''}$ are attached, form a cycloalkyl radical.]

[3. The compound of claim 2 or a pharmaceutically acceptable salt or ester thereof, wherein

R^2 is an alkyl, aryl, cycloalkyl, cycloalkylalkyl or aralkyl radical, which radical is optionally substituted with a radical selected from the group consisting of alkyl, halo and $-OR^9$, wherein R^9 is a radical selected from the group consisting of hydrogen and alkyl;

R^3 is a hydrogen, alkyl, haloalkyl, alkenyl, alkynyl, hydroxyalkyl, alkoxyalkyl, alkylthioalkyl, alkylsulfonylalkyl, cycloalkyl, cycloalkylalkyl, heterocycloalkyl, heteroaryl, heterocycloalkylalkyl, aryl, aralkyl, heteroaralkyl, aminoalkyl or mono- or dialkyl substituted aminoalkyl radical;

R^4 is an alkyl, haloalkyl, alkenyl, alkynyl, hydroxyalkyl, alkoxyalkyl, cycloalkyl, cycloalkylalkyl, heterocycloalkyl, heteroaryl, heterocycloalkylalkyl, aryl, aralkyl, aralkenyl or heteroaralkyl radical;

R^6 is a hydrogen or alkyl radical;

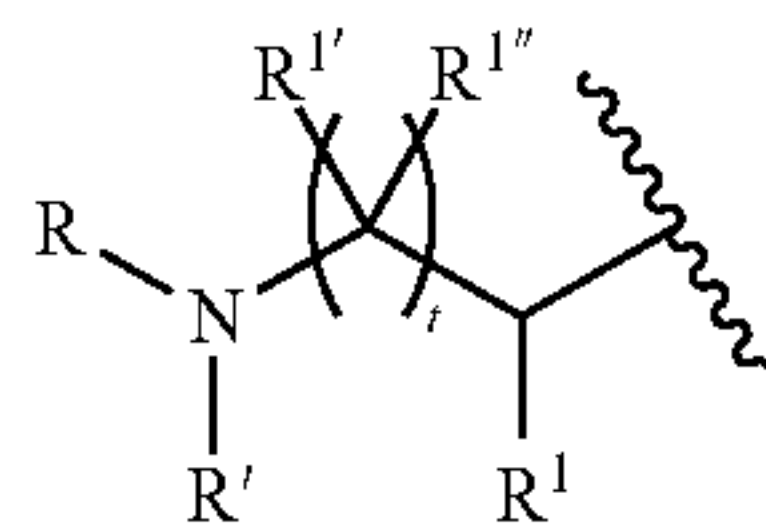
x is 1 or 2;

t is 0 or 1; and

Y is O or S; and

205

A is an alkoxy, alkenoxy, aralkoxy, alkyl, cycloalkyl, aryl, heterocycloalkyl, heterocycloalkoxy, heterocycloalkylalkyl, heteroaralkoxy, heteroaryl, amino, or mono- or disubstituted amino radical, wherein the substituents are selected from the group consisting of alkyl and aralkyl radicals; or is represented by the formula



wherein R is a hydrogen, alkoxy, aralkoxy, alkyl, cycloalkyl, aryl, heterocycloalkyl, heterocycloalkoxy, heterocycloalkylalkyl, heteroaralkoxy, heteroaryl, amino, or mono- or disubstituted amino radical, wherein the substituents are selected from the group consisting of alkyl and aralkyl radicals;

R' is a hydrogen, alkyl or aralkyl radical or R''SO₂—, wherein R'' is a radical as defined for R³; or R and R' together with the nitrogen to which they are attached form a heterocycloalkyl or heteroaryl radical;

R¹ is a hydrogen, —CO₂CH₃, —CH₂CO₂CH₃, —CO₂H, —CH₂CO₂H, —CH₂CH₂CONH₂, —CH₂CONH₂, —CONH₂, —CH₂C(O)NHCH₃, —CH₂C(O)N(CH₃)₂, —CONHCH₃, —CONH(CH₃)₂, —CH₂SO₂NH₂, —CH₂CH₂SO₂NH₂, —CH₂S[O]CH₃, —CH₂S[O]₂CH₃, —C(CH₃)₂(SCH₃), —C(CH₃)₂(S[O]CH₃), —C(CH₃)₂(S[O]₂CH₃), alkyl, hydroxyalkyl, cyanoalkyl, haloalkyl, alkenyl, alkynyl, cycloalkyl, cycloalkylalkyl, alkylthioalkyl, aralkyl, heteroaralkyl, aminoalkyl or mono- or disubstituted aminoalkyl radical, wherein said substituents are selected from the group consisting of alkyl and aralkyl radicals; and

R^{1'} is a hydrogen, alkyl or aralkyl; and R^{1''} is a hydrogen, alkyl, —CO₂CH₃ or —CONH₂; or one of R^{1'} and R^{1''} together with R¹ and the carbon atoms to which R^{1'}, R^{1''} and R¹ are attached, form a cycloalkyl radical.]

[4. The compound of claim 3 or a pharmaceutically acceptable salt or ester thereof, wherein

R² is an alkyl, cycloalkylalkyl or aralkyl radical, which radical is optionally substituted with a radical selected from the group consisting of alkyl, halo and —OR⁹, wherein R⁹ is a radical selected from the group consisting of hydrogen and alkyl;

R³ is a hydrogen, alkyl, alkenyl, alkynyl, hydroxyalkyl, alkoxyalkyl, alkylthioalkyl, alkylsulfonylalkyl, cycloalkyl, cycloalkylalkyl, heterocycloalkylalkyl, aryl, aralkyl, heteroaralkyl, aminoalkyl or mono- or dialkyl substituted aminoalkyl radical;

R⁴ is an alkyl, haloalkyl, alkenyl, alkynyl, hydroxyalkyl, alkoxyalkyl, cycloalkyl, cycloalkylalkyl, heterocycloalkyl, heteroaryl, heterocycloalkylalkyl, aryl, aralkyl, aralkenyl or heteroaralkyl radical;

R⁶ is a hydrogen or alkyl radical;

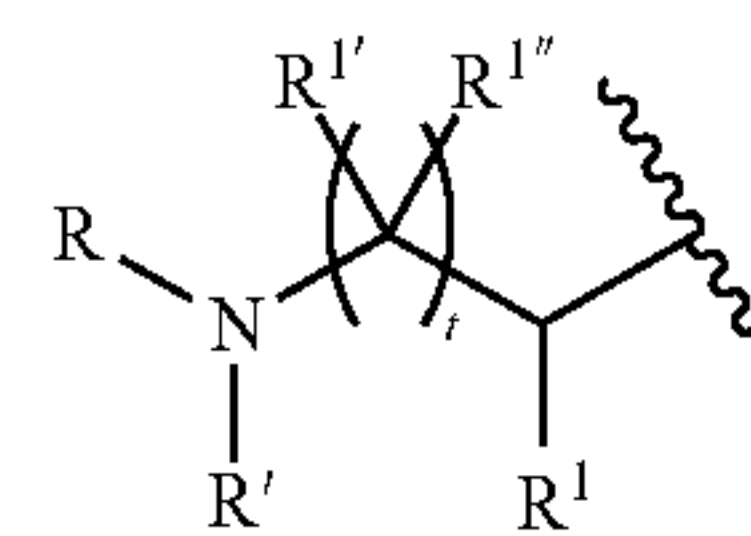
x is 1 or 2;

t is 0 or 1; and

Y is O or S; and

A is an alkoxy, alkenoxy, aralkoxy, alkyl, cycloalkyl, aryl, heterocycloalkyl, heterocycloalkoxy, heterocycloalkylalkyl, heteroaralkoxy, heteroaryl, amino, or mono- or disubstituted amino radical, wherein the substituents are selected from the group consisting of alkyl and aralkyl radicals; or is represented by the formula

206



wherein R is a hydrogen, alkoxy, aralkoxy, alkyl, cycloalkyl, aryl, heterocycloalkyl, heterocycloalkoxy, heterocycloalkylalkyl, heteroaralkoxy, heteroaryl, amino, or mono- or disubstituted amino radical, wherein the substituents are selected from the group consisting of alkyl and aralkyl radicals;

R' is a hydrogen, alkyl or aralkyl radical or R''SO₂—, wherein R'' is a radical as defined for R³; or R and R' together with the nitrogen to which they are attached form a heterocycloalkyl or heteroaryl radical;

R¹ is a hydrogen, —CO₂H, —CH₂CO₂H, —CH₂CH₂CONH₂, —CH₂CONH₂, —CONH₂, —CH₂C(O)NHCH₃, —CH₂C(O)N(CH₃)₂, —CONHCH₃, —CONH(CH₃)₂, —CH₂SO₂NH₂, —CH₂CH₂SO₂NH₂, alkyl, hydroxyalkyl, cyanoalkyl, alkynyl, cycloalkylalkyl, alkylthioalkyl, aralkyl or heteroaralkyl radical; and

R^{1'} is a hydrogen, alkyl or aralkyl; and R^{1''} is a hydrogen, alkyl, —CO₂CH₃ or —CONH₂; or one of R^{1'} and R^{1''} together with R¹ and the carbon atoms to which R^{1'}, R^{1''} and R¹ are attached, form a cycloalkyl radical.]

[5. The compound of claim 4 or a pharmaceutically acceptable salt or ester thereof, wherein

R² is an alkyl, cycloalkylalkyl or aralkyl radical, which radical is optionally substituted with a radical selected from the group consisting of alkyl, halo and —OR⁹, wherein R⁹ is a radical selected from the group consisting of hydrogen and alkyl;

R³ is a hydrogen, alkyl, alkenyl, alkynyl, hydroxyalkyl, alkoxyalkyl, alkylthioalkyl, alkylsulfonylalkyl, cycloalkyl, cycloalkylalkyl, heterocycloalkylalkyl, aryl, aralkyl, heteroaralkyl, aminoalkyl or mono- or dialkyl substituted aminoalkyl radical;

R⁴ is an alkyl, haloalkyl, alkenyl, alkynyl, hydroxyalkyl, alkoxyalkyl, cycloalkyl, cycloalkylalkyl, heterocycloalkyl, heteroaryl, heterocycloalkylalkyl, aryl, aralkyl, aralkenyl or heteroaralkyl radical;

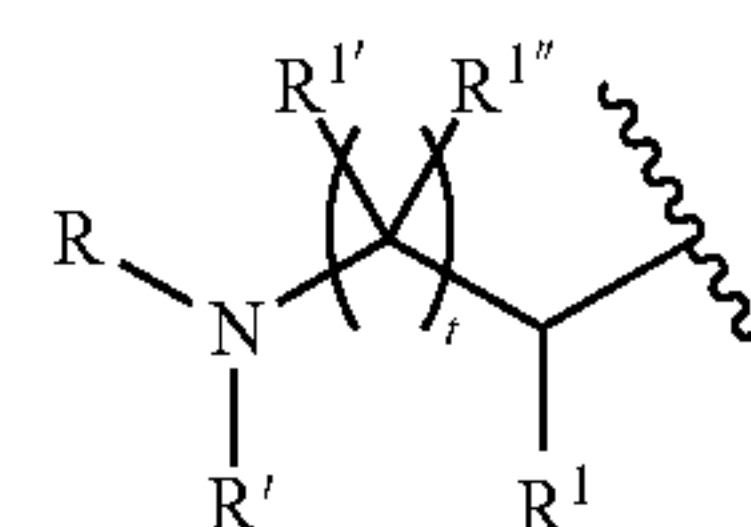
R⁶ is a hydrogen or alkyl radical;

x is 1 or 2;

t is 0 or 1; and

Y is O or S; and

A is an alkoxy, alkenoxy, aralkoxy, alkyl, cycloalkyl, aryl, heterocycloalkyl, heterocycloalkoxy, heterocycloalkylalkyl, heteroaralkoxy, heteroaryl, amino, or mono- or disubstituted amino radical, wherein the substituents are selected from the group consisting of alkyl and aralkyl radicals; or is represented by the formula



wherein R is a hydrogen, alkoxy, aralkoxy, alkyl, cycloalkyl, aryl, heterocycloalkyl, heterocycloalkoxy, heterocycloalkylalkyl, heteroaralkoxy, heteroaryl, amino, or mono- or disubstituted amino radical, wherein the substituents are selected from the group consisting of alkyl and aralkyl radicals;

noalkanoyl radical, wherein the substituents are selected from the group consisting of alkyl and aralkyl radicals;

R' is a hydrogen, alkyl or aralkyl radical or R"SO₂—, wherein R" is a radical as defined for R³; or R and R' together with the nitrogen to which they are attached

form a heterocycloalkyl or heteroaryl radical;

R¹ is a hydrogen, —CO₂H, —CH₂CO₂H, —CH₂CH₂CONH₂, —CH₂CONH₂, —CONH₂, —CH₂C(O)NHCH₃, —CH₂C(O)N(CH₃)₂, —CONHCH₃, —CONH(CH₃)₂, —CH₂SO₂NH₂, alkyl, hydroxyalkyl, cyanoalkyl, alkynyl, cycloalkylalkyl, alkylthioalkyl, aralkyl or heteroaralkyl radical; and

R^{1a} is a hydrogen, alkyl or aralkyl; and R^{1b} is a hydrogen, alkyl, —CO₂CH₃ or —CONH₂; or one of R^{1a} and R^{1b} together with R¹ and the carbon atoms to which R¹, R^{1a} and R^{1b} are attached, form a cycloalkyl radical;

with the proviso that alkyl, alone or in combination, is a straight-chain or branched-chain hydrocarbon radical containing from one to five carbon atoms; alkenyl, alone or in combination, is a straight-chain or branched-chain hydrocarbon radical having at least one double bond and containing from two to five carbon atoms; alkynyl, alone or in combination, is a straight-chain or branched-chain hydrocarbon radical having at least one triple bond and containing from two to five carbon atoms; and cycloalkyl, alone or in combination, is a hydrocarbon ring containing from three to eight carbon atoms; and

with the proviso that when R² is cycloalkylalkyl and t is 0, R' is a group other than alkoxy-carbonyl.]

[6. The compound of claim 5 or a pharmaceutically acceptable salt or ester thereof, wherein

R² is butyl, cyclohexylmethyl, benzyl, 4-fluorobenzyl or naphthylmethyl;

R³ is methyl, ethyl, propyl, butyl, pentyl, hexyl, iso-butyl, iso-amyl, 3-methoxypropyl, 3-methylthiopropyl, 4-methylthiobutyl, 4-methylsulfonylbutyl, 2-dimethylaminoethyl, 2-(1-morpholino)ethyl, 4-hydroxybutyl, allyl, propargyl, cyclohexylmethyl, cyclopropylmethyl, phenyl, benzyl, 4-fluorobenzyl, 4-methoxybenzyl, 1-phenylethyl, 2-phenylethyl, naphthylmethyl, 3-pyridylmethyl or 4-pyridylmethyl;

R⁴ is methyl, ethyl, propyl, butyl, ethenyl, chloromethyl, cyclopropyl, cyclobutyl, cyclopentyl, cyclohexyl, phenyl, naphthyl, chlorophenyl, fluorophenyl, hydroxyphenyl, methylphenyl, methoxyphenyl, ethoxyphenyl, methylthiophenyl, methylsulfoxyphenyl, methylsulfonylphenyl, acetamidophenyl, methoxycarbonylphenyl, dimethylaminophenyl, nitrophenyl, trifluoromethylphenyl, benzyl, 2-phenylethenyl or thienyl;

R⁶ is hydrogen;

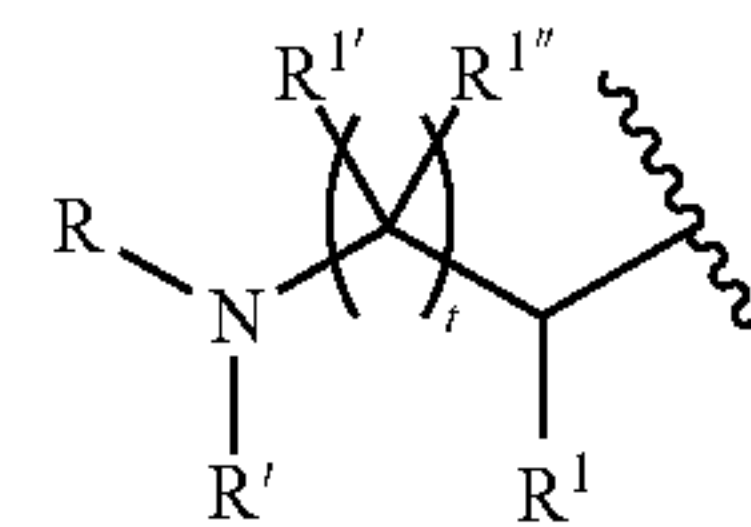
x is 2;

t is 0 or 1; and

Y is O; and

A is methyl, cyclohexyl, cyclopentyl, cycloheptyl, 1,2,3,4-tetrahydronaphthyl, naphthyl, quinoliny, indolyl, pyridyl, methylpyridyl, furanyl, thiophenyl, oxazolyl, thiazolyl, phenyl, methylphenyl, ethylphenyl, dimethylphenyl, iso-propylphenyl, chlorophenyl, hydroxyphenyl, methoxyphenyl, methylsulfonylphenyl, methylsulfonylmethylphenyl, carboxyphenyl, aminocarbonylphenyl, methylhydroxyphenyl, methylnitrophenyl, methylaminophenyl, methyl-N,N-dimethylaminophenyl, t-butoxy, benzyloxy, pyridyl-methoxy, 3-propenoxy, hydroxypyridylmethoxy, aminopyridylmethoxy, pyrimidinylmethoxy, N-oxo-pyrimidinylmethoxy, thiazolylmethoxy, tetrahy-

drothiophenoxy, 1,1-dioxotetrahydrothiophenoxy, tetrahydrofuranoxy, methylamino, benzylamino or isopropylamino; or is represented by the formula



wherein R is hydrogen, acetyl, phenoxyacetyl, methoxyacetyl, naphthaloxyacetyl, succinoyl, 2-methylpropionoyl, 2-hydroxypropionoyl, t-butoxycarbonyl, benzyloxycarbonyl, methoxybenzyloxycarbonyl, aminocarbonyl, quinolinylcarbonyl, N-methylglyciny or N,N-dimethylglyciny;

R' is hydrogen, benzyl or methyl; or R and R' together with the nitrogen to which they are attached form pyrrolyl;

R¹ is hydrogen, —CO₂H, —CH₂CO₂H, —CH₂CH₂CONH₂, —CH₂CONH₂, —CONH₂, —CH₂C(O)NHCH₃, —CH₂C(O)N(CH₃)₂, —CONHCH₃, —CONH(CH₃)₂, —CH₂SO₂NH₂, —CH₂CH₂SO₂NH₂, methyl, ethyl, propyl, isopropyl, butyl, isobutyl, sec-butyl, tert-butyl, 3-methylbutyl, cyclohexylmethyl, benzyl, hydroxybenzyl, imidazolyl, imidazolylmethyl, cyanomethyl, methylthiomethyl, propargyl or hydroxyethyl; and

R^{1a} is hydrogen, methyl, ethyl, propyl, isopropyl, butyl, isobutyl, benzyl, phenylethyl, phenylpropyl, phenylbutyl or 4,4-diphenylbutyl; and R^{1b} is hydrogen, methyl, —CO₂CH₃ or —CONH₂; or one of R^{1a} and R^{1b} together with R¹ and the carbon atoms to which R¹, R^{1a} and R^{1b} are attached, form cyclobutyl, cyclopentyl or cyclohexyl;

with the proviso that when R² is cyclohexylmethyl and t is 0, R' is a group other than t-butoxycarbonyl.]

[7. The compound of claim 1 which is:

Phenylmethyl[2R-hydroxy-3-[(3-methylbutyl) (methylsulfonyl)amino]-1S-(phenylmethyl)propyl] carbamate;

Phenylmethyl[2R-hydroxy-3-[(3-methylbutyl) (phenylsulfonyl)amino]-1S-(phenylmethyl)propyl] carbamate;

N1-[2R-hydroxy-3-[(3-methylbutyl)(methylsulfonyl)amino]-1S-(phenylmethyl)propyl]-2S-[(2-quinolinylcarbonyl)amino] butanediamide;

N1-[2R-hydroxy-3-[(3-methylbutyl)(methylsulfonyl)amino]-1S-(phenylmethyl)propyl]-2S-[(phenylmethoxy-carbonyl) amino] butanediamide;

N1-[2R-hydroxy-3-[(3-methylbutyl)(phenylsulfonyl)amino]-1S-(phenylmethyl)propyl]-2S-[(2-quinolinylcarbonyl)amino] butanediamide;

N1-[2R-hydroxy-3-[(3-methylbutyl)(phenylsulfonyl)amino]-1S-(phenylmethyl)propyl]-2S-[(phenylmethoxy-carbonyl) amino]butanediamide;

2S-[[[(dimethylamino)acetyl]amino]-N-[2R-hydroxy-3-[(3-methyl-butyl)(phenylsulfonyl)amino]-1S-(phenylmethyl) propyl]-3,3-dimethylbutaneamide;

2S-[[[(methylamino)acetyl]amino]-N-[2R-hydroxy-3-[(3-methyl-butyl)(phenylsulfonyl)amino]-1S-(phenylmethyl) propyl]-3,3-dimethylbutaneamide;

N1-[2R-hydroxy-3-[(3-methylbutyl)(phenyl-sulfonyl)amino]-N4-methyl-1S-(phenylmethyl)propyl]-2S-[(2-quinolinylcarbonyl)amino]butanediamide;

[3-[[[2-hydroxy-3-[N-(3-methylbutyl)-N-(phenylsulfonyl)amino]-1-(phenylmethyl)propyl]amino]-2-methyl-3-oxo-propyl]-, (4-methoxyphenyl)methyl ester, [1S-[1R* (S*), 2S*]]-;

209

Carbamic acid, [2R-hydroxy-3-[(4-hydroxyphenylsulfonyl) (2-methylpropyl)amino]-1S-(phenylmethyl)propyl-, 3(S)-1,1-dioxotetrahydrothiophen-3-yl-ester;

Carbamic acid, [2R-hydroxy-3-[(4-methoxyphenylsulfonyl) (2-methylpropyl)amino]-1S-(phenylmethyl)propyl-, 3(S)-1,1-dioxotetrahydrothiophen-3-yl-ester;

Carbamic acid, [2R-hydroxy-3-[(4-methoxyphenylsulfonyl) (2-methylpropyl)amino]-1S-(phenylmethyl)propyl-, 3-S-tetrahydrothiophen-3-yl-ester;

Carbamic acid, [2R-hydroxy-3-[(4-hydroxyphenylsulfonyl) (2-methylpropyl)amino]-1S-(phenylmethyl)propyl-, 3-S-tetrahydrothiophen-3-yl-ester;

Carbamic acid, [2R-hydroxy-3-[(4-hydroxyphenylsulfonyl) (2-methylpropyl)amino]-1S-(phenylmethyl)propyl-, 3-S-tetrahydrofuran-3-yl-ester;

Carbamic acid, [2R-hydroxy-3-[(4-methoxyphenylsulfonyl) (2-methylpropyl)amino]-1S-(phenylmethyl)propyl-, 3-S-tetrahydrofuran-3-yl-ester;

Carbamic acid, [2R-hydroxy-3-[[[(4-methoxyphenyl) sulfonyl](2-methylpropyl)amino]-1S-(phenylmethyl) propyl]-, 5-(thiazolyl)methyl ester;

Carbamic acid, [2R-hydroxy-3-[[[(4-hydroxyphenyl) sulfonyl](2-methylpropyl)amino]-1S-(phenylmethyl) propyl]-, 5-(thiazolyl)methyl ester;

Benzamide, N-[2R-hydroxy-3-[[[(4-hydroxyphenyl) sulfonyl](2-methylpropyl)amino]-1S-(phenylmethyl) propyl]-2-methyl;

Carbamic acid, [2R-hydroxy-3-[[[(4-methoxyphenyl) sulfonyl](2-methylpropyl)amino]-1S-(phenylmethyl) propyl]-, 3-(6-aminopyridyl)methyl ester;

Carbamic acid, [2R-hydroxy-3-[[[(4-hydroxyphenyl) sulfonyl](2-methylpropyl)amino]-1S-(phenylmethyl) propyl]-, 3-(6-aminopyridyl)methyl ester;

Carbamic acid, [2R-hydroxy-3-[[[(4-methoxyphenyl) sulfonyl] (2-methylpropyl)amino]-1S-(phenylmethyl) propyl]-, 3-(6-hydroxypyridyl)methyl ester;

Carbamic acid, [2R-hydroxy-3-[[[(4-hydroxyphenyl) sulfonyl] (2-methylpropyl)amino]-1S-(phenylmethyl) propyl]-, 5-pyrimidylmethyl ester; or

Benzamide, N-[2R-hydroxy-3-[[[(4-methoxyphenyl) sulfonyl] (2-methylpropyl)amino]-1S-(phenylmethyl) propyl]-2-methyl.]

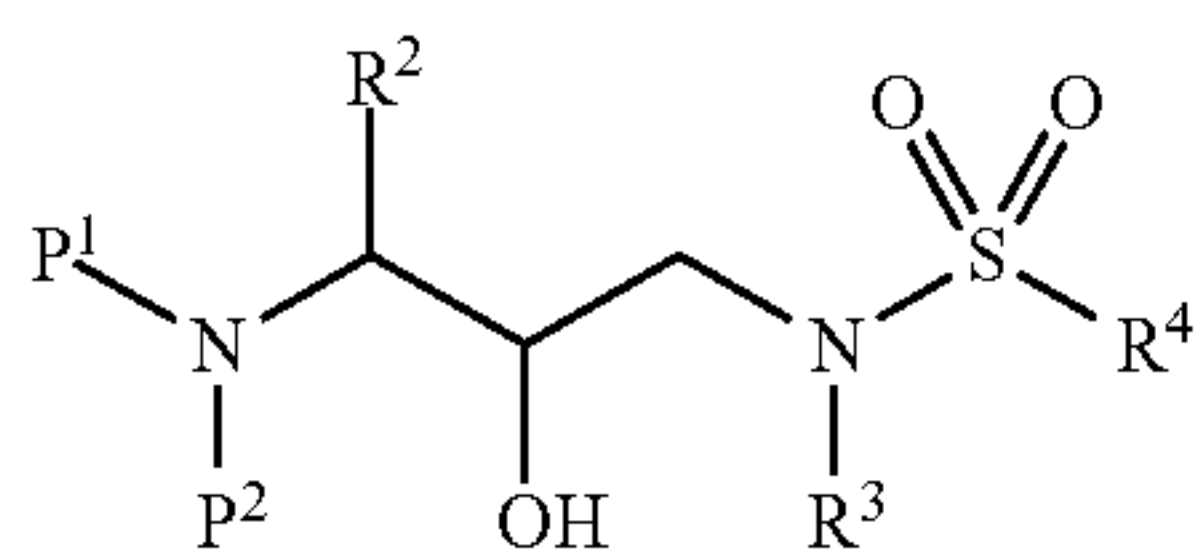
[8. A pharmaceutical composition comprising a compound of claim 1 and a pharmaceutically acceptable carrier.]

[9. Method of treating a retroviral infection comprising administering an effective amount of a composition of claim 8.]

[10. Method of inhibiting a retroviral protease comprising administering an effective amount of a compound of claim 1.]

[11. Method of inhibiting replication of a retrovirus comprising administering an effective amount of a compound of claim 1.]

[12. A compound represented by the formula:



or a pharmaceutically acceptable salt[, prodrug] or ester thereof, wherein

each of P¹ and P² independently represent hydrogen, alkoxy carbonyl, aralkoxy carbonyl, alkyl carbonyl, cycloalkyl carbonyl, cycloalkylalkoxy carbonyl,

210

cycloalkylalkanoyl, alkanoyl, aralkanoyl, aroyl, aryloxycarbonyl, aryloxycarbonylalkyl, aryloxyalkanoyl, heterocyclylcarbonyl, heterocyclyloxycarbonyl, heterocyclylalkanoyl, heterocyclylalkoxy carbonyl, heteroaralkanoyl, heteroaralkoxy carbonyl, heteroaryloxy carbonyl, heteroaroyl, alkyl, alkenyl, cycloalkyl, aryl, aralkyl, aryloxyalkyl, heteroaryloxyalkyl, hydroxyalkyl, aminocarbonyl, aminoalkanoyl, or mono- or disubstituted aminocarbonyl or mono- or disubstituted aminoalkanoyl radical, wherein the substituents are selected from the group consisting of alkyl, aryl, aralkyl, cycloalkyl, cycloalkylalkyl, heteroaryl, heteroaralkyl, heterocycloalkyl and heterocycloalkylalkyl radicals; or where said aminoalkanoyl radical is disubstituted, said substituents along with the nitrogen atom to which they are attached form a heterocycloalkyl or heteroaryl radical;

R² is an alkyl, aryl, cycloalkyl, cycloalkylalkyl or aralkyl radical, which radicals are optionally substituted with a group selected from alkyl and halogen radicals, nitro, cyano, CF₃, —OR⁹, —SR⁹, wherein R⁹ is a hydrogen or alkyl radical;

R³ is a hydrogen, alkyl, haloalkyl, alkenyl, alkynyl, hydroxyalkyl, alkoxyalkyl, cycloalkyl, cycloalkylalkyl, heterocycloalkyl, heteroaryl, heterocycloalkylalkyl, aryl, aralkyl, heteroaralkyl, aminoalkyl or mono- or disubstituted aminoalkyl radical, wherein said substituents are selected from the group consisting of alkyl, aryl, aralkyl, cycloalkyl, cycloalkylalkyl, heteroaryl, heteroaralkyl, heterocycloalkyl and heterocycloalkylalkyl radicals; or where the aminoalkyl radical is disubstituted, said substituents along with the nitrogen atom to which they are attached, form a heterocycloalkyl or a heteroaryl radical; and

R⁴ is a radical as defined by R³ except for hydrogen; and wherein alkyl, alone or in combination, is a straight-chain or branched-chain hydrocarbon radical containing from 1 to 8 carbon atoms; alkenyl, alone or in combination, is a straight-chain or branched-chain hydrocarbon radical having at least one double bond and containing from 2 to 8 carbon atoms; alkynyl, alone or in combination, is a straight-chain or branched-chain hydrocarbon radical having at least one triple bond and containing from 2 to 10 carbon atoms; cycloalkyl, alone or in combination, is a hydrocarbon ring containing from 3 to 8 carbon atoms; aryl, alone or in combination, means a phenyl or naphthyl radical which optionally carries one or more alkyl, alkoxy, halogen, hydroxy, amino, nitro, cyano, haloalkyl, carboxy, alkoxy carbonyl, cycloalkyl, heterocycloalkyl, amido, alkylamino, dialkylamino, alkylamido or dialkylamido radicals; heterocyclyl and heterocycloalkyl, alone or in combination, mean a saturated or partially unsaturated monocyclic, bicyclic or tricyclic heterocycle having 3 to 12 ring members, which contains at least one nitrogen, oxygen, sulphur, sulfone, sulfoxide or N-oxide of a tertiary nitrogen heteroatom ring member, and which is optionally substituted on one or more carbon atoms by halogen, alkyl, alkoxy, hydroxy, oxo or aryl, or on a secondary nitrogen atom by hydroxy, alkyl, aralkoxy carbonyl, alkanoyl, phenyl or phenylalkyl; and heteroaryl, alone or in combination, means an aromatic monocyclic, bicyclic, or tricyclic heterocycloalkyl radical which is optionally substituted as defined above with respect to the definitions of aryl and heterocycloalkyl.]

[13. The compound of claim 12, wherein each of P¹ and P² independently represent a hydrogen, alkoxy carbonyl, aralky-

211

loxy-carbonyl, heteroaralkoxycarbonyl, aroyl, heteroaroyl, alkanoyl or cycloalkanoyl radical;

R² is a cycloalkylalkyl, aralkyl or alkyl radical;

R³ is an alkyl, cycloalkyl or cycloalkylalkyl radical; and

R⁴ is an aryl, alkyl, heteroaryl or aryl radical.]

[14. The compound of claim 13, wherein P¹ and P² independently represent hydrogen, 3-pyridylmethyloxycarbonyl, 3-pyridylmethyloxycarbonyl N-oxide, 4-pyridylmethyloxycarbonyl, 4-pyridylmethyloxycarbonyl N-oxide, 5-pyrimidylmethyloxycarbonyl, tert-butyloxycarbonyl, allyloxycarbonyl, 2-propyloxycarbonyl, benzyloxycarbonyl, cycloheptylcarbonyl, cyclohexylcarbonyl, cyclopentylcarbonyl, benzoyl, 4-pyridylcarbonyl, 2-methylbenzoyl, 3-methylbenzoyl, 4-methylbenzoyl, 2-chlorobenzoyl, 2-ethylbenzoyl, 2,6-dimethylbenzoyl, 2,3-dimethylbenzoyl, 2,4-dimethylbenzoyl or 2,5-dimethylbenzoyl;

R² is benzyl, cyclohexylmethyl, 2-naphthylmethyl, para-fluorobenzyl, para-methoxybenzyl, isobutyl or n-butyl;

R³ is isobutyl, isoamyl, cyclohexyl, cyclohexylmethyl, n-butyl or n-propyl; and

R⁴ is phenyl, para-methoxyphenyl, para-cyanophenyl, para-chlorophenyl, para-hydroxyphenyl, para-nitrophenyl, para-fluorophenyl, 2-naphthyl, 3-pyridyl, 3-pyridyl N-oxide, 4-pyridyl or 4-pyridyl N-oxide;

with the proviso that when R² is cyclohexylmethyl, each of P¹ and P² independently represent a group other than tert-butyloxycarbonyl.]

[15. A compound of claim 12 which is:

Phenylmethyl[2R-hydroxy-3-[(2-methylpropyl) (phenylsulfonyl)amino]-1S-(phenylmethyl)propyl] carbamate;

Phenylmethyl[2R-hydroxy-3-[(2-methylpropyl)(4-methoxyphenylsulfonyl)amino]-1S-(phenylmethyl) propyl] carbamate;

Phenylmethyl[2R-hydroxy-3-[(2-methylpropyl)(4-fluorophenylsulfonyl)amino]-1S-(phenylmethyl) propyl] carbamate;

Phenylmethyl[2R-hydroxy-3-[(2-methylpropyl)(4-nitrophenylsulfonyl)amino]-1S-(phenylmethyl)propyl] carbamate;

Phenylmethyl[2R-hydroxy-3-[(2-methylpropyl)(4-chlorophenylsulfonyl)amino]-1S-(phenylmethyl) propyl] carbamate;

Phenylmethyl[2R-hydroxy-3-[(2-methylpropyl)(4-acetamidophenylsulfonyl)amino]-1S-(phenylmethyl) propyl] carbamate;

Phenylmethyl[2R-hydroxy-3-[(2-methylpropyl)(4-aminophenylsulfonyl)ano]-1S-(phenylmethyl) -propyl] carbamate;

Phenylmethyl[2R-hydroxy-3-[(3-methylbutyl)(4-methoxyphenylsulfonyl)amino]-1S-(phenylmethyl) propyl] carbamate;

Phenylmethyl[2R-hydroxy-3-[(3-methylbutyl)(4-fluorophenyl sulfonyl)amino]-1S-(phenylmethyl)propyl] carbamate;

Phenylmethyl[2R-hydroxy-3-[(3-methylbutyl)(4-nitrophenyl sulfonyl)amino]-1S-(phenylmethyl)propyl] carbamate;

Phenylmethyl[2R-hydroxy-3-[(3-methylbutyl)(4-chlorophenyl sulfonyl)amino]-1S-(phenylmethyl)propyl] carbamate;

Phenylmethyl[2R-hydroxy-3-[(2-methylpropyl)(4-methoxyphenyl sulfonyl)amino]-1S-(4-fluorophenylmethyl) propyl] carbamate;

Phenylmethyl[2R-hydroxy-3-[(2-methylpropyl)(4-fluorophenylsulfonyl)amino]-1S-(4-fluorophenylmethyl) propyl] carbamate;

212

Phenylmethyl[2R-hydroxy-3-[(butyl)(phenylsulfonyl) amino]-1S-(phenylmethyl)propyl] carbamate;

Phenylmethyl[2R-hydroxy-3-[(cyclohexylmethyl)(phenyl sulfonyl)amino]-1S-(phenylmethyl)propyl] carbamate;

5 Phenylmethyl[2R-hydroxy-3-[(cyclohexyl)(phenylsulfonyl) amino]-1S-(phenylmethyl)propyl] carbamate;

Phenylmethyl[2R-hydroxy-3-[(propyl)(phenylsulfonyl) amino]-1S-(phenylmethyl)propyl] carbamate;

10 Pentanamide, 2S-[[dimethylamino]acetyl]amino]-N-2R-hydroxy-3-[(3-methylpropyl)(4-methoxyphenylsulfonyl) amino]-1S-(phenylmethyl)propyl]-3S-methyl;

Pentanamide, 2S-[[methylamino]acetyl]amino]-N-2R-hydroxy-3-[(4-methylbutyl)(phenylsulfonyl)amino]-1S-

15 (phenylmethyl)propyl]-3S-methyl;

Pentanamide, 2S-[[dimethylamino]acetyl]amino]-N-2R-hydroxy-3-[(4-methylbutyl)(phenylsulfonyl)amino]-1S-

20 [2R-hydroxy-3-[[4-methoxyphenyl]sulfonyl]](2-methylpropyl)amino]-1S-(phenylmethyl)propylamine;

2R-hydroxy-3-[(2-methylpropyl)(4-hydroxyphenyl) sulfonyl] amino-1S-(phenylmethyl)propylamine;

[2R-hydroxy-3-[(phenylsulfonyl)(3-methylbutyl)amino]-1S-(phenylmethyl)propylamine;

25 [2R-hydroxy-3-[(phenylsulfonyl)(2-methylpropyl) amino]-1S-(phenylmethyl)propylamine;

[2R-hydroxy-3-[(phenylsulfonyl)(cyclohexylmethyl) amino]-1S-(phenylmethyl)propylamine;

30 [2R-hydroxy-3-[(phenylsulfonyl)(cyclohexyl)amino]-1S-(phenylmethyl)propylamine;

4-Pyridinecarboxamide, N-[2R-hydroxy-3-[[4-methoxyphenyl]sulfonyl]](2-methylpropyl)amino]-1S-(phenylmethyl)propyl];

35 Benzamide, N-[2R-hydroxy-3-[[4-methoxyphenyl] sulfonyl] (2-methylpropyl)amino]-1S-(phenylmethyl) propyl]-2,6-dimethyl;

Benzamide, N-[2R-hydroxy-3-[[4-methoxyphenyl] sulfonyl] (2-methylpropyl)amino]-1S-(phenylmethyl) propyl]-2-methyl;

40 Benzamide, N-[2R-hydroxy-3-[[4-methoxyphenyl] sulfonyl] (2-methylpropyl)amino]-1S-(phenylmethyl) propyl]-2-ethyl;

Benzamide, N-[2R-hydroxy-3-[[4-methoxyphenyl] sulfonyl] (2-methylpropyl)amino]-1S-(phenylmethyl) propyl]-2-chloro;

45 Carbamic acid, [2R-hydroxy-3-[[4-methoxyphenyl] sulfonyl] (2-methylpropyl)amino]-1S-(phenylmethyl) propyl]-, 3-pyridylmethyl ester;

50 Carbamic acid, [2R-hydroxy-3-[[4-methoxyphenyl] sulfonyl] (2-methylpropyl)amino]-1S-(phenylmethyl) propyl]-, 3-pyridylmethyl ester, N-oxide;

55 Carbamic acid, [2R-hydroxy-3-[[phenylsulfonyl]](2-methylpropyl)amino]-1S-(phenylmethyl)propyl]-, 3-pyridylmethyl ester;

Carbamic acid, [2R-hydroxy-3-[[4-methoxyphenyl] sulfonyl] (2-methylpropyl)amino]-1S-(phenylmethyl) propyl]-, 4-pyridylmethyl ester;

60 Carbamic acid, [2R-hydroxy-3-[[4-methoxyphenyl] sulfonyl] (2-methylpropyl)amino]-1S-(phenylmethyl) propyl]-, 4-pyridylmethyl ester, N-oxide;

65 Carbamic acid, [2R-hydroxy-3-[[4-chlorophenyl]sulfonyl] (2-methylpropyl)amino]-1S-(phenylmethyl)propyl]-, 3-pyridylmethyl ester;

213

Carbamic acid, [2R-hydroxy-3-[[4-fluorophenyl)sulfonyl] (2-methylpropyl)amino]-1S-(phenylmethyl)propyl-, 3-pyridylmethyl ester;

Carbamic acid, [2R-hydroxy-3-[[4-hydroxyphenyl) sulfonyl] (2-methylpropyl)amino]-1S-(phenylmethyl) propyl-, 3-pyridylmethyl ester; or

Carbamic acid, [2R-hydroxy-3-[[4-methoxyphenyl) sulfonyl] (2-methylpropyl)amino]-1S-(phenylmethyl) propyl-, 5-pyrimidylmethyl ester.]

[16. A compound of claim 12 which is:

Carbamic acid, [2R-hydroxy-3-[[4-methoxyphenyl) sulfonyl] (methylpropyl)amino]-1S-(phenylmethyl) propyl-, 5-thiazolylmethyl ester;

Carbamic acid, [2R-hydroxy-3-[[4-hydroxyphenyl) sulfonyl] (2-methylpropyl)amino]-1S-(phenylmethyl) propyl-, 5-thiazolylmethyl ester;

Carbamic acid, [2R-hydroxy-3-[[4-methoxyphenyl) sulfonyl] (2-methylpropyl)amino]-1S-(phenylmethyl) propyl-, 3-furanylmethyl ester;

Benzamide, N-[2R-hydroxy-3-[[4-methoxyphenyl) sulfonyl] (2-methylpropyl)amino]-1S-(phenylmethyl) propyl]-3-hydroxy-2-methyl;

2R-hydroxy-3-[[4-aminophenyl)sulfonyl](2-methylpropyl) amino]-1S-(phenylmethyl)propylamine;

Carbamic acid, 2R-hydroxy-3-[[4-aminophenyl)sulfonyl] (2-methylpropyl)amino]-1S-(phenylmethyl)propyl-, 3-furanylmethyl ester;

Carbamic acid, 2R-hydroxy-3-[[4-aminophenyl)sulfonyl] (2-methylpropyl)amino]-1S-(phenylmethyl)propyl-, 5-thiazolylmethyl ester;

Benzamide, N-[2R-hydroxy-3-[[4-aminophenyl)sulfonyl] (2-methylpropyl)amino]-1S-(phenylmethyl)propyl]-2-methyl;

Benzamide, N-[2R-hydroxy-3-[[4-aminophenyl)sulfonyl] (2-methylpropyl)amino]-1S-(phenylmethyl)propyl]-3-hydroxy-2-methyl;

Carbamic acid, 2R-hydroxy-3-[[2-aminobenzothiazol-6-yl) sulfonyl](2-methylpropyl)amino]-1S-(phenylmethyl) propyl-, phenylmethyl ester;

Carbamic acid, 2R-hydroxy-3-[[benzothiazol-6-yl) sulfonyl](2-methylpropyl)amino]-1S-(phenylmethyl) propyl-, phenylmethyl ester;

2R-hydroxy-3-[[3-aminophenyl)sulfonyl](2-methylpropyl) amino]-1S-(phenylmethyl)propylamine;

Carbamic acid, 2R-hydroxy-3-[[3-aminophenyl)sulfonyl] (2-methylpropyl)amino]-1S-(phenylmethyl)propyl-, 5-thiazolylmethyl ester;

Benzamide, N-[2R-hydroxy-3-[[3-aminophenyl)sulfonyl] (2-methylpropyl)amino]-1S-(phenylmethyl)propyl]-3-hydroxy-2-methyl;

Carbamic acid, 2R-hydroxy-3-[[2-amino benzothiazol-5-yl) sulfonyl](2-methylpropyl)amino]-1S-(phenylmethyl) propyl-, phenylmethyl ester;

Carbamic acid, 2R-hydroxy-3-[[2-aminobenzothiazol-7-yl) sulfonyl] (2-methylpropyl)amino]-1S-(phenylmethyl) propyl-, phenylmethyl ester;

2R-hydroxy-3-[[2,3-dihydrobenzofuran-5-yl)sulfonyl] (2-methylpropyl)amino]-1S-(phenylmethyl) propylamine;

Carbamic acid, [2R-hydroxy-3-[[2,3-dihydrobenzofuran-5-yl)sulfonyl](2-methylpropyl)amino]-1S-(phenylmethyl) propyl-, 3-pyridylmethyl ester;

Carbamic acid, [2R-hydroxy-3-[[2,3-dihydrobenzofuran-5-yl)sulfonyl](2-methylpropyl)amino]-1S-(phenylmethyl) propyl-, 5-thiazolylmethyl ester;

Benzamide, N-[2R-hydroxy-3-[[2,3-dihydrobenzofuran-5-yl) sulfonyl](2-methylpropyl)amino]-1S-(phenylmethyl) propyl]-3-amino-2-methyl-;

214

2R-hydroxy-3-[[1,3-benzodioxol-5-yl)sulfonyl](2-methylpropyl)amino]-1S-(phenylmethyl) propylamine;

Carbamic acid, 2R-hydroxy-3-[[1,3-benzodioxol-5-yl) sulfonyl](2-methylpropyl)amino]-1S-(phenylmethyl) propyl-, 3-pyridylmethyl ester;

Carbamic acid, 2R-hydroxy-3-[[1,3-benzodioxol-5-yl) sulfonyl](2-methylpropyl)amino]-1S-(phenylmethyl) propyl-, 5-thiazolylmethyl ester;

Benzamide, N-[2R-hydroxy-3-[[1,3-benzodioxol-5-yl) sulfonyl](2-methylpropyl)amino]-1S-(phenylmethyl) propyl]-3-amino-2-methyl;

Benzamide, N-[2R-hydroxy-3-[[1,3-benzodioxol-5-yl) sulfonyl](2-methylpropyl)amino]-1S-(phenylmethyl) propyl]-4-hydroxy-2-methyl;

Benzamide, N-[2R-hydroxy-3-[[1,3-benzodioxol-5-yl) sulfonyl](2-methylpropyl)amino]-1S-(phenylmethyl) propyl]-3-hydroxy-2-methyl;

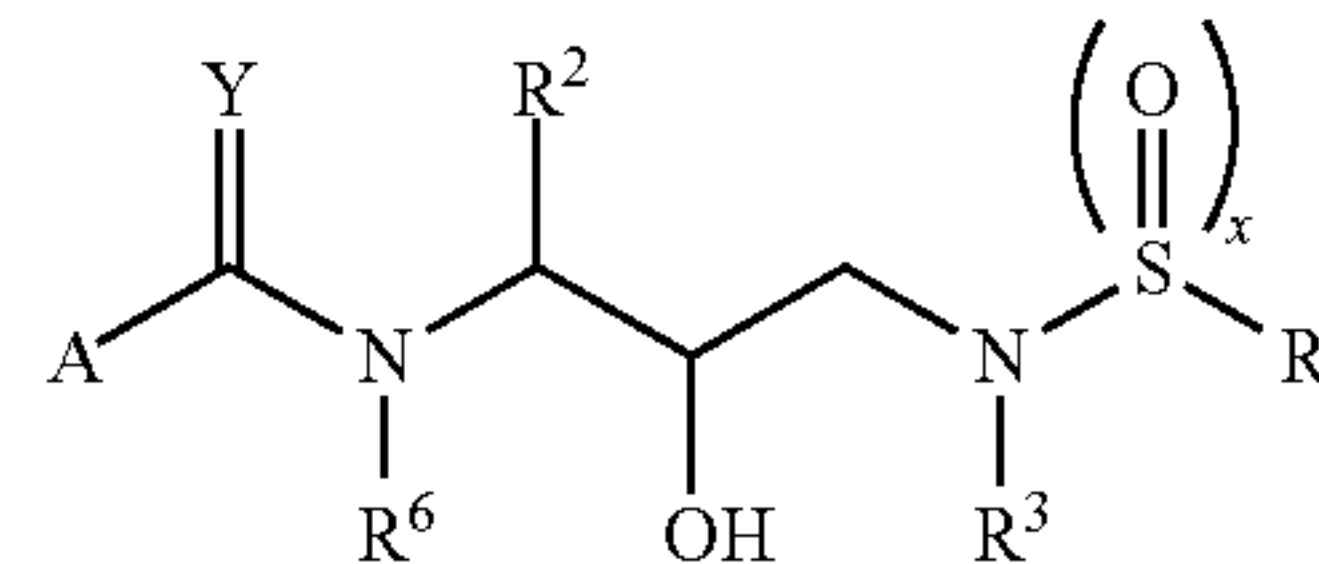
N-[2R-hydroxy-3-[[4-methoxyphenyl) sulfonyl](2-methylpropyl)amino]-1S-(phenylmethyl)propyl)-(2,6-dimethylphenoxy)acetamide;

N-[2R-hydroxy-3-[[4-methoxyphenyl)sulfonyl](2-methylpropyl)amino]-1S-(phenylmethyl)propyl)-(2-methylphenoxy)acetamide;

N-[2R-hydroxy-3-[[4-methoxyphenyl) sulfonyl](2-methylpropyl)amino]-1S-(phenylmethyl)propyl]-2-(2,6-dimethylphenylamino)acetamide; or

N-[2R-hydroxy-3-[[4-methoxyphenyl) sulfonyl](2-methylpropyl)amino]-1S-(phenylmethyl)propyl]-2-aminobenzothiazole-6-carboxamide.]

[17. A compound represented by the formula:



or a pharmaceutically acceptable salt or ester thereof, wherein

R² is an alkyl, aryl, cycloalkyl, cycloalkylalkyl or aralkyl radical, which radical is optionally substituted with a radical selected from the group consisting of alkyl, halo, nitro, cyano, CF₃, —OR⁹, and —SR⁹, wherein R⁹ is a radical selected from the group consisting of hydrogen and alkyl;

R³ is a hydrogen, alkyl, haloalkyl, alkenyl, alkynyl, hydroxyalkyl, alkoxyalkyl, alkylthioalkyl, alkylsulfonylalkyl, cycloalkyl, cycloalkylalkyl, aryl, aralkyl, aminoalkyl or mono- or disubstituted aminoalkyl radical, wherein said substituents are selected from the group consisting of alkyl, aryl, aralkyl, cycloalkyl, and cycloalkylalkyl radicals;

R⁴ is an alkyl, haloalkyl, alkenyl, alkynyl, hydroxyalkyl, alkoxyalkyl, cycloalkyl, cycloalkylalkyl, aryl, aralkyl, aralkenyl, aminoalkyl, mono- or disubstituted aminoalkyl radical, wherein said substituents are selected from the group consisting of alkyl, aryl, aralkyl, cycloalkyl, and cycloalkylalkyl; and a saturated or partially unsaturated monocyclic, bicyclic or tricyclic heterocycle having 3 to 12 ring members, which contains at least one nitrogen, oxygen, sulphur, sulfone, sulfoxide or N-oxide or a tertiary nitrogen heteroatom ring member, and which is optionally substituted on one or more carbon atoms by halogen, alkyl, alkoxy, hydroxy, oxo or aryl, or on a secondary nitrogen atom by hydroxy, alkyl, aralkoxycarbonyl, alkanoyl, phenyl or phenylalkyl; or an aromatic monocyclic, bicyclic, or tricyclic heterocy-

215

cloalkyl radical which is optionally substituted with one or more alkyl, alkoxy, halogen, hydroxy, amino nitro, cyano, haloalkyl, carboxy, alkoxy carbonyl, cycloalkyl, amido, alkylamino, dialkylamino, alkylamido or dialkylamido radicals;

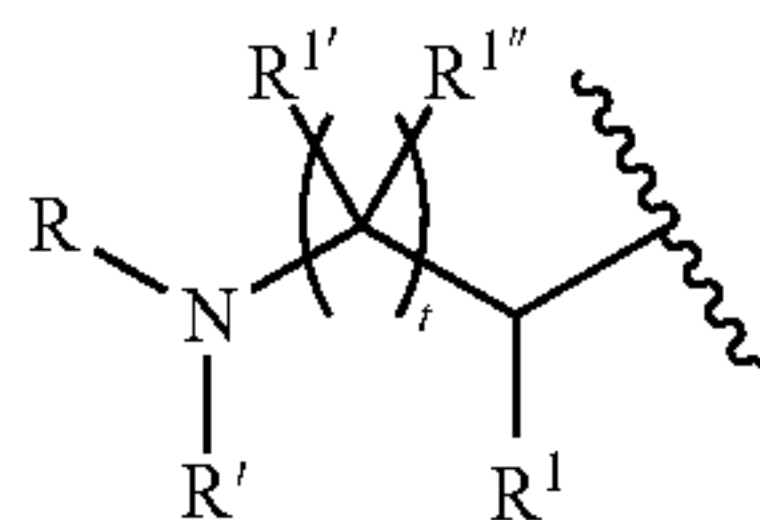
R⁶ is a hydrogen or alkyl radical;

x is 2;

t is 0 or 1;

Y is O; and

A is an alkoxy, alkenoxy, aralkoxy, alkyl, cycloalkyl, cycloalkylalkoxy, cycloalkylalkyl, aralkyl, aryl, aryloxy, alkenyl, aryloxyalkyl, hydroxyalkyl, amino, or mono- or disubstituted amino radical, wherein the substituents are selected from the group consisting of alkyl, aryl, aralkyl, cycloalkyl, and cycloalkylalkyl radicals, or is represented by the formula



wherein R is a hydrogen, alkoxy carbonyl, aralkoxy carbonyl, alkyl carbonyl, cycloalkyl carbonyl, cycloalkylalkoxy carbonyl, cycloalkylalkanoyl, carboxyalkanoyl, alkanoyl, aralkanoyl, aroyl, aryloxy carbonyl, aryloxy carbonylalkyl, aryloxyalkanoyl, alkyl, alkenyl, alkynyl, cycloalkyl, aryl, aralkyl, aryloxyalkyl, hydroxyalkyl, aminocarbonyl, aminoalkanoyl, or mono- or disubstituted aminocarbonyl or mono- or disubstituted aminoalkanoyl radical, wherein the substituents are selected from the group consisting of alkyl, aryl, aralkyl, cycloalkyl, and cycloalkylalkyl radicals;

R¹ is a radical as defined for R³ or RⁿSO₂—, wherein Rⁿ is a radical as defined for R³;

R¹ is a hydrogen, —CO₂CH₃, —CH₂CO₂CH₃, —CO₂H, —CH₂CO₂H, —CH₂CH₂CONH₂, —CH₂CONH₂, —CONH₂, —CH₂(O)NHCH₃, —CH₂CH₂SO₂NH₂, —CH₂S[O]CH₃, CH₂S[O]₂CH₃, —C(CH₃)₂(SCH₃), —C(CH₃)₂(S[O]CH₃), —C(CH₃)₂(S[O]₂CH₃), alkyl, hydroxyalkyl, cyanoalkyl, haloalkyl, alkenyl, alkynyl, cycloalkyl, cycloalkylalkyl, alkylthioalkyl, aralkyl, aminoalkyl or mono- or disubstituted aminoalkyl radical, wherein said substituents are selected from the group consisting of alkyl, aryl, aralkyl, cycloalkyl, and cycloalkylalkyl radicals; and

each of R^{1'} and R^{1''} are independently a radical as defined for R¹; or one of R^{1'} and R^{1''} together with R¹ and the carbon atoms to which R¹, R^{1'} and R^{1''} are attached, form a cycloalkyl radical; and

wherein alkyl, alone or in combination, is a straight-chain or branched-chain hydrocarbon radical containing from 1 to 8 carbon atoms; alkenyl, alone or in combination, is a straight-chain or branched-chain hydrocarbon radical having at least one double bond and containing from 2 to 8 carbon atoms; alkynyl, alone or in combination, is a straight-chain or branched-chain hydrocarbon radical having at least one triple bond and containing from 2 to 10 carbon atoms; cycloalkyl, alone or in combination, is a hydrocarbon ring containing from 3 to 8 carbon atoms; aryl, alone or in combination, means a phenyl or naphthyl radical which optionally carries one or more alkyl, alkoxy, halogen, hydroxy, amino, nitro, cyano, haloalkyl, carboxy, alkoxy carbonyl, cycloalkyl, amido, alkylamino, dialkylamino, alkylamido or dialkylamido radicals; a saturated or partially unsaturated monocyclic, bicyclic or tricyclic heterocycle having 3 to 12 ring members, which contains at least one nitrogen, oxygen, sulphur, sulfone, sulfoxide or N-oxide or a tertiary nitrogen heteroatom ring member, and which is optionally substituted on one or more carbon atoms by halogen alkyl, alkoxy, hydroxy, oxo or aryl, or on a secondary nitrogen atom by hydroxy, alkyl, aralkoxy carbonyl, alkanoyl, phenyl or phenylalkyl; or an aromatic monocyclic, bicyclic, or tricyclic heterocycloalkyl radical which is optionally substituted with one or more alkyl, alkoxy, halogen, hydroxy, amino nitro, cyano, haloalkyl, carboxy, alkoxy carbonyl, cycloalkyl, amido, alkylamino, dialkylamino, alkylamido or dialkylamido radicals.]

216

clic, bicyclic or tricyclic heterocycle having 3 to 12 ring members, which contains at least one nitrogen, oxygen, sulphur, sulfone, sulfoxide or N-oxide or a tertiary nitrogen heteroatom ring member, and which is optionally substituted on one or more carbon atoms by halogen alkyl, alkoxy, hydroxy, oxo or aryl, or on a secondary nitrogen atom by hydroxy, alkyl, aralkoxy carbonyl, alkanoyl, phenyl or phenylalkyl; or an aromatic monocyclic, bicyclic, or tricyclic heterocycloalkyl radical which is optionally substituted with one or more alkyl, alkoxy, halogen, hydroxy, amino nitro, cyano, haloalkyl, carboxy, alkoxy carbonyl, cycloalkyl, amido, alkylamino, dialkylamino, alkylamido or dialkylamido radicals.]

[18. The compound of claim 17 or a pharmaceutically acceptable salt or ester thereof, wherein

R² is an aralkyl radical, which is optionally substituted with a radical selected from the group consisting of alkyl, halo and —OR⁹, wherein R⁹ is a radical selected from the group consisting of hydrogen and alkyl;

R³ is a hydrogen, alkyl, aryl, or aralkyl radical;

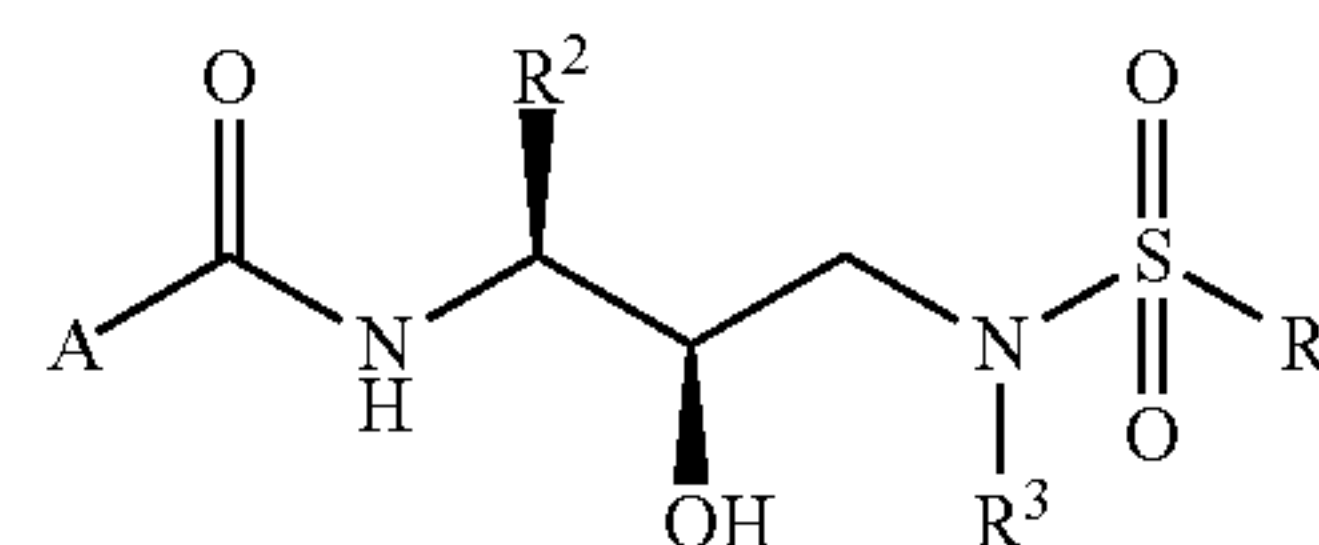
R⁴ is an alkyl, haloalkyl, alkenyl, alkynyl, hydroxyalkyl, alkoxyalkyl, cycloalkyl, cycloalkylalkyl, aryl, aralkyl, aralkenyl, a saturated or partially unsaturated monocyclic, bicyclic or tricyclic heterocycle having 3 to 12 ring members, which contains at least one nitrogen, oxygen, sulphur, sulfone, sulfoxide or N-oxide or a tertiary nitrogen heteroatom ring member, and which is optionally substituted on one or more carbon atoms by halogen, alkyl, alkoxy, hydroxy, oxo or aryl, or on a secondary nitrogen atom by hydroxy, alkyl, aralkoxy carbonyl, alkanoyl, phenyl or phenylalkyl; or an aromatic monocyclic, bicyclic, or tricyclic heterocycloalkyl radical which is optionally substituted with one or more alkyl, alkoxy, halogen, hydroxy, amino, nitro, cyano, haloalkyl, carboxy, alkoxy carbonyl, cycloalkyl, amido, alkylamino, dialkylamino, alkylamido or dialkylamido radicals;

R⁶ is a hydrogen or alkyl radical;

t is 0 or 1; and

A is an alkoxy, alkenoxy, aralkoxy, alkyl, cycloalkyl, aryl, amino, or mono- or disubstituted amino radical, wherein the substituents are selected from the group consisting of alkyl and aralkyl radicals.]

[19. A compound represented by the formula:



or a pharmaceutically acceptable salt or ester thereof, wherein

A is a phenyl or naphthyl radical which is optionally substituted with one or more alkyl, alkoxy, halogen, hydroxy, amino, nitro, cyano, haloalkyl, carboxy, alkoxy carbonyl, cycloalkyl, amido, alkylamino, dialkylamino, alkylamido or dialkylamido radicals;

R² is an aralkyl radical, which is optionally substituted with a radical selected from the group consisting of alkyl, halo, nitro, cyano, —CF₃, —OR⁹ and —SR⁹, wherein R⁹ is a radical selected from the group consisting of hydrogen and alkyl;

R³ is an alkyl, and

R⁴ is an aromatic monocyclic, bicyclic or tricyclic heterocycle which contains at least one nitrogen, oxygen or

217

sulfur and which is optionally substituted on one or more carbon atoms by halogen, alkyl, alkoxy, hydroxy, oxo or aryl, or on a secondary nitrogen atom by hydroxy, alkyl, aralkoxycarbonyl, alkanoyl, phenyl or phenylalkyl.]

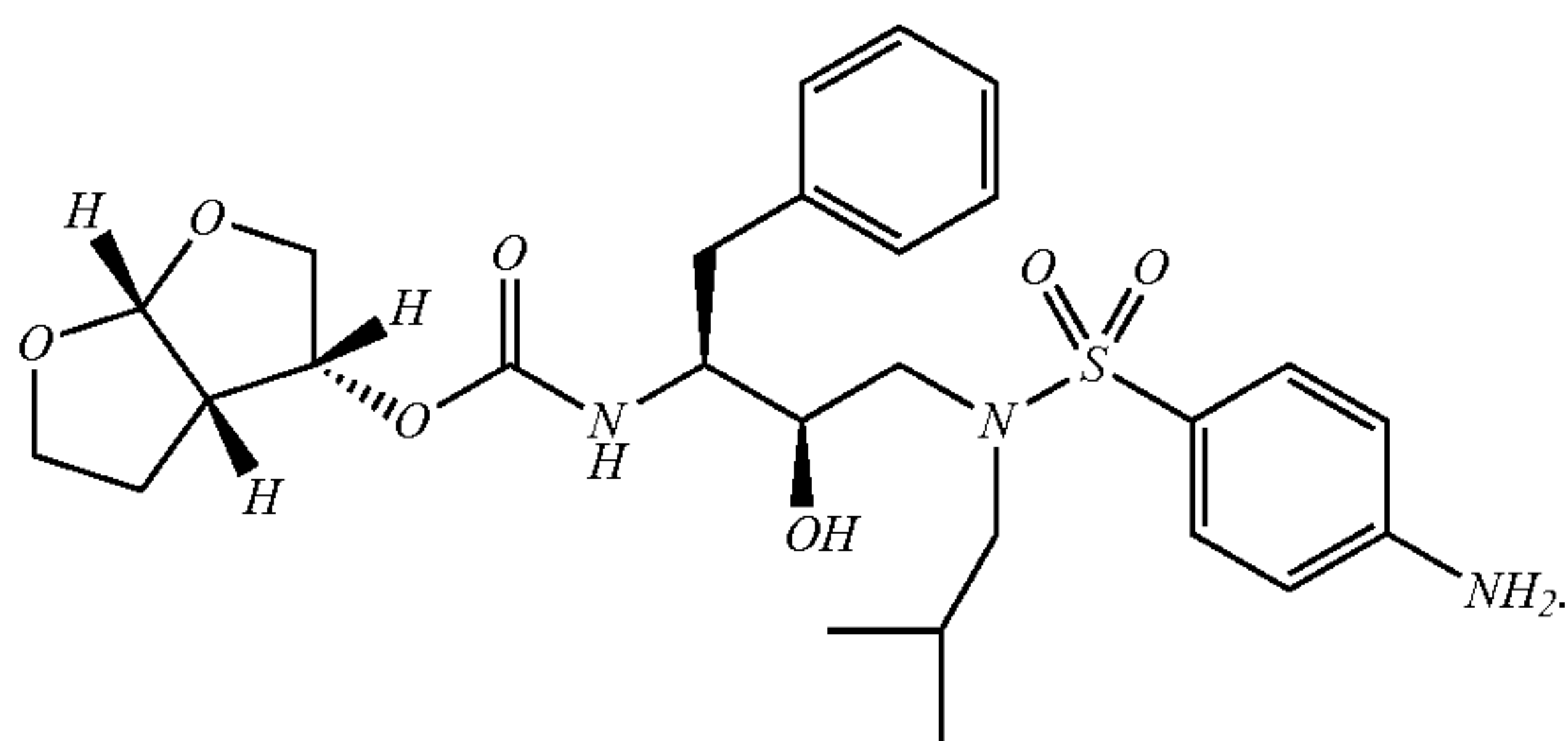
[20. pharmaceutical composition comprising a compound of claim 19 and a pharmaceutically acceptable carrier.]

[21. Method of treating a retroviral infection comprising administering an effective amount of a composition of claim 20.]

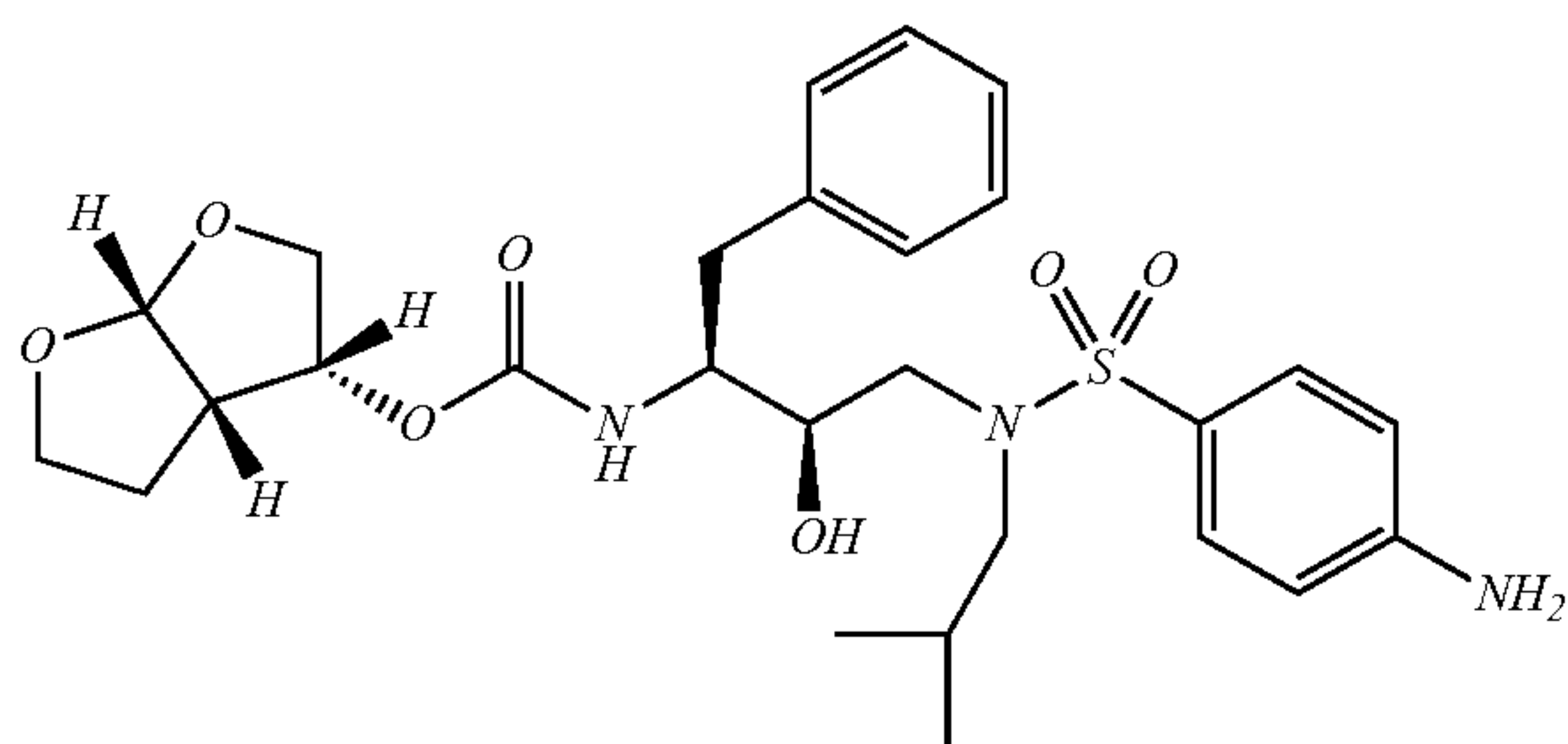
[22. Method of inhibiting a retroviral protease comprising administering an effective amount of a compound of claim 19.]

[23. Method of inhibiting replication of a retrovirus comprising administering an effective amount of a compound of claim 19.]

24. A method of treating human immunodeficiency virus (HIV-1) infection in a patient comprising administering to the patient a therapeutically effective amount of a compound of the following formula



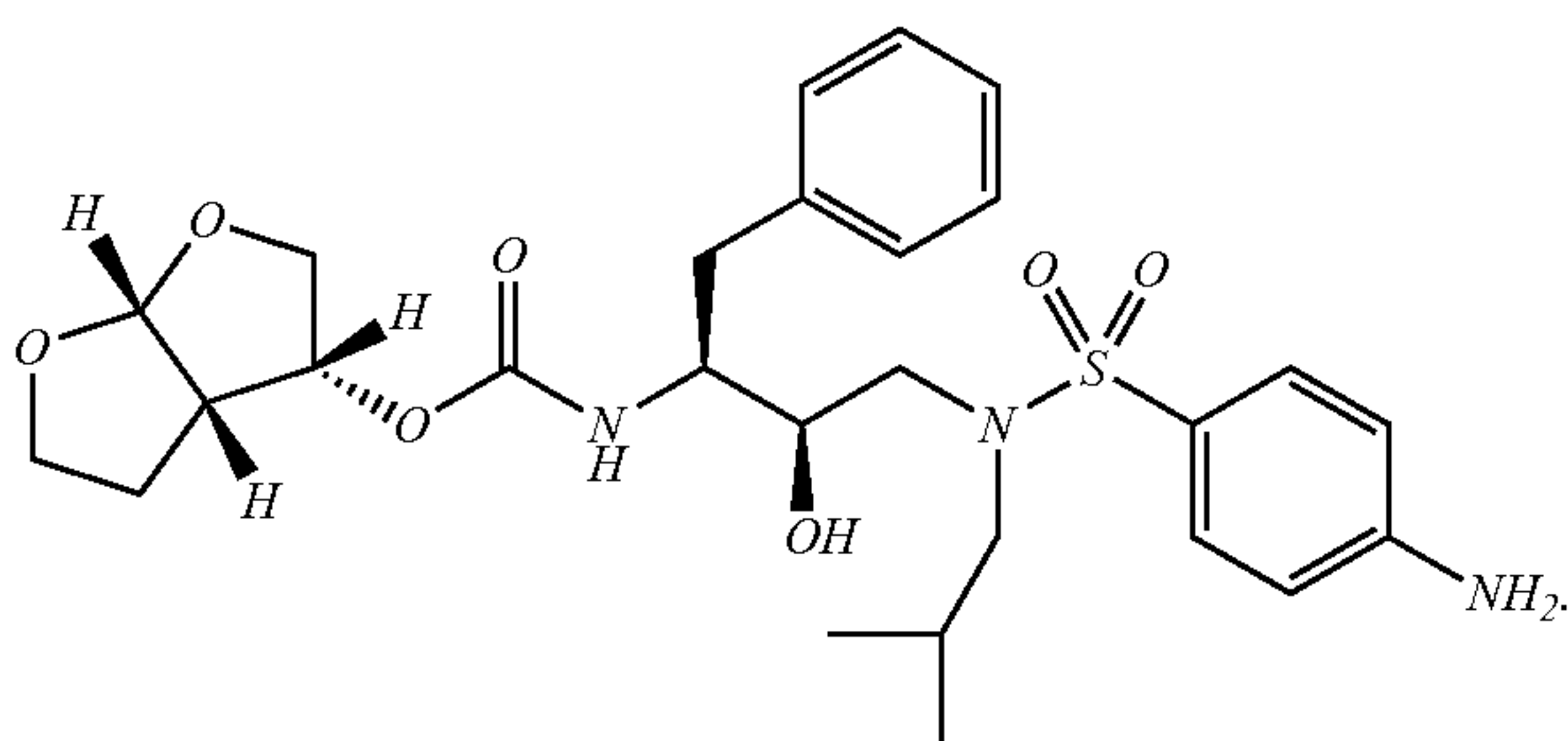
25. A method of treating human immunodeficiency virus (HIV-1) infection in a patient comprising co-administering to the patient a therapeutically effective amount of a first antiviral compound of the following formula



with a therapeutically effective amount of a second antiviral compound.

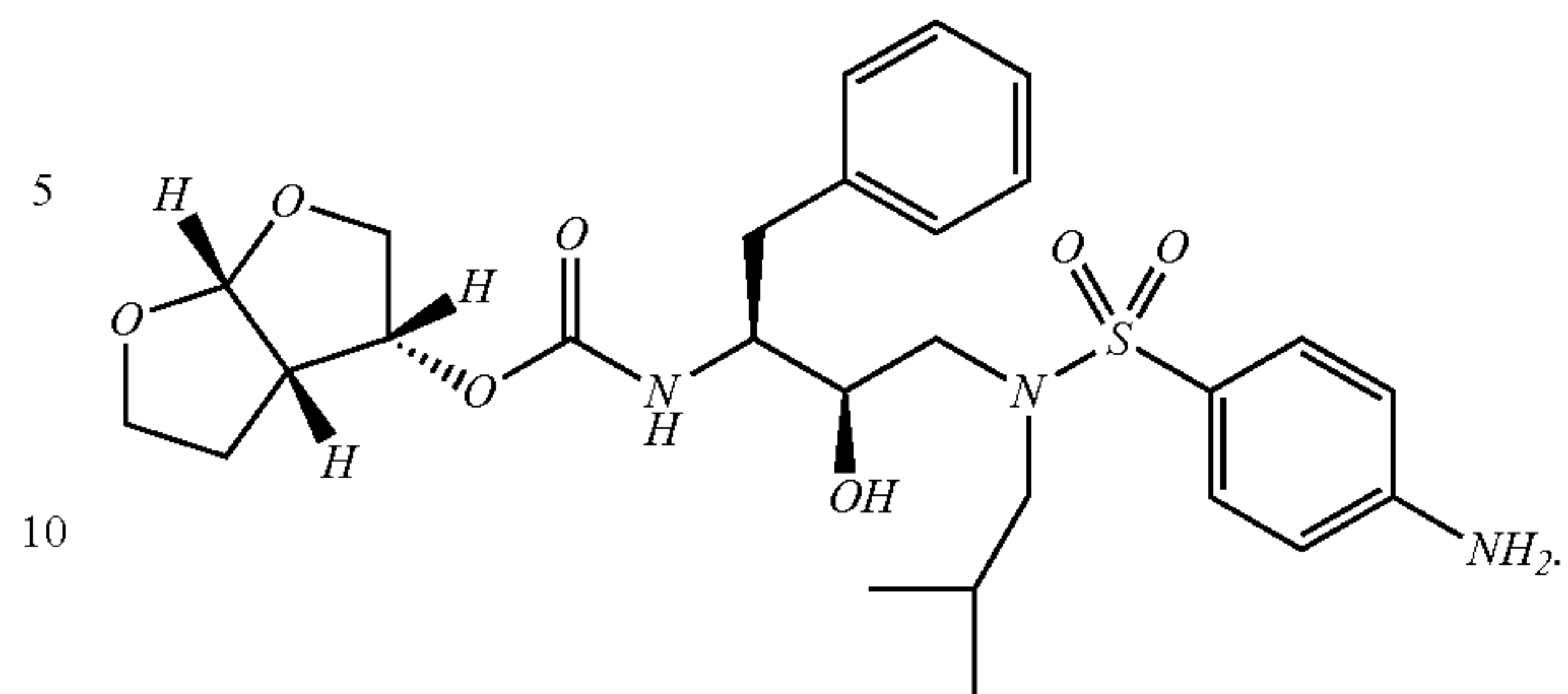
26. The method of claim 25, wherein the second antiviral compound is an antiretroviral compound.

27. A method of treating a retroviral infection in a patient comprising administering to the patient a therapeutically effective amount of a compound of the following formula

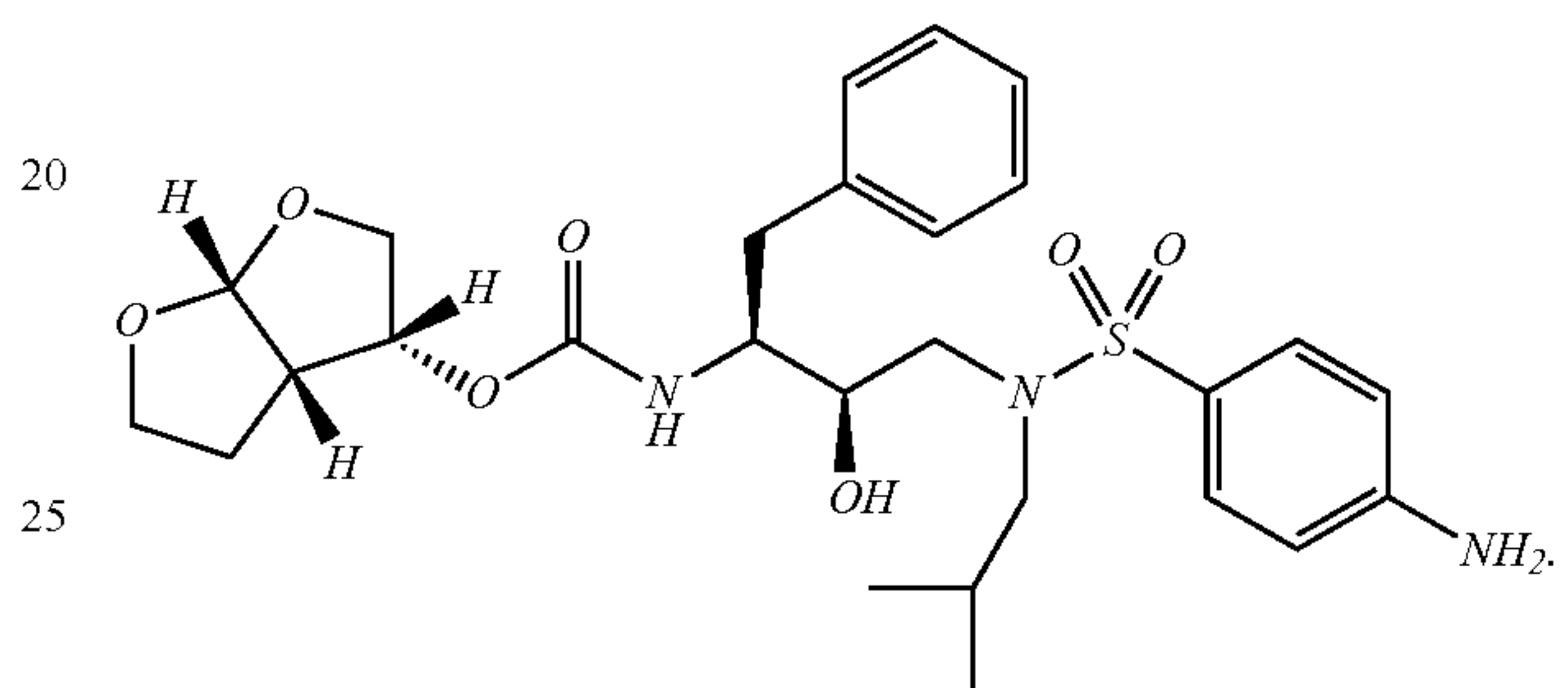


28. A method of inhibiting a retroviral protease in a patient comprising administering to the patient a therapeutically effective amount of a compound of the following formula

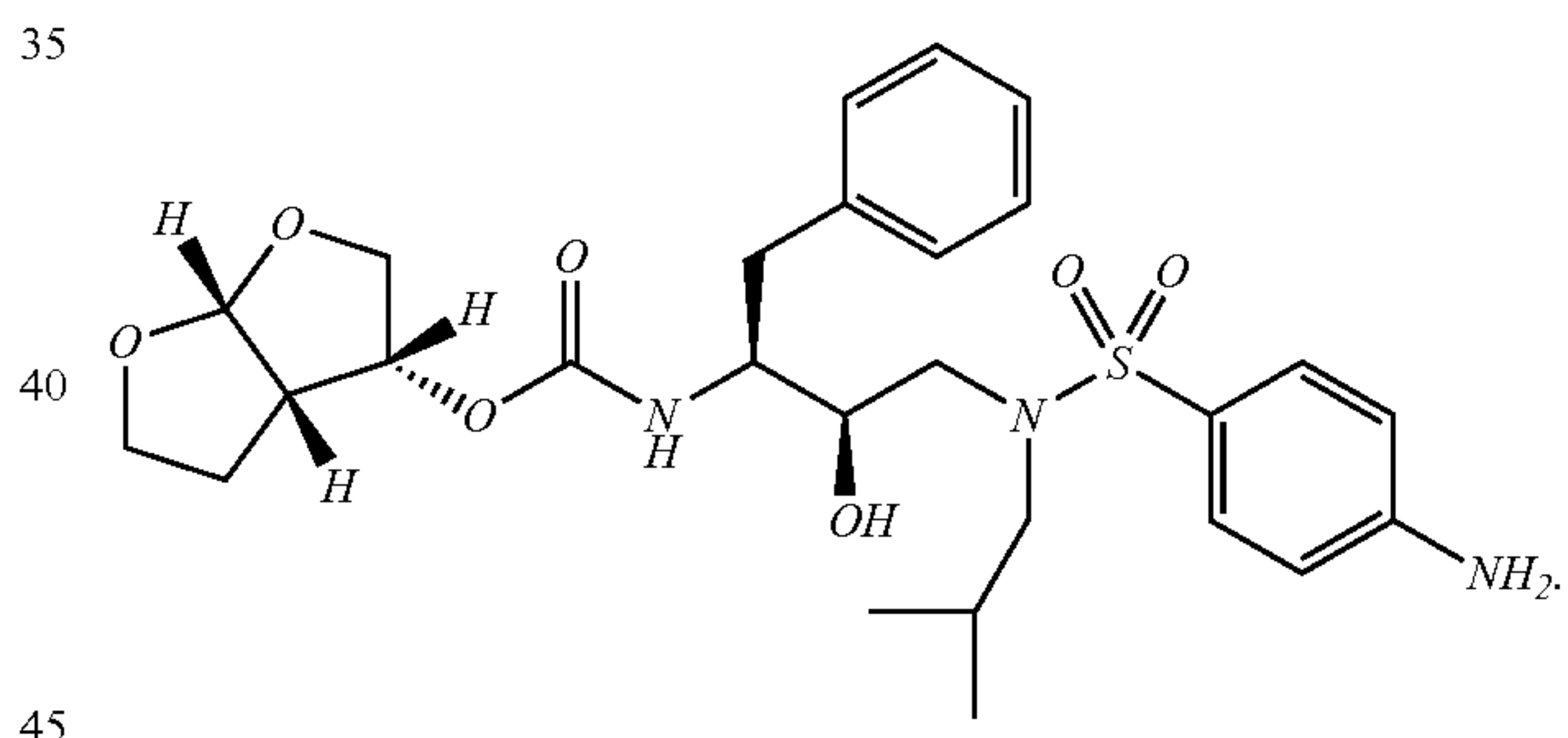
218



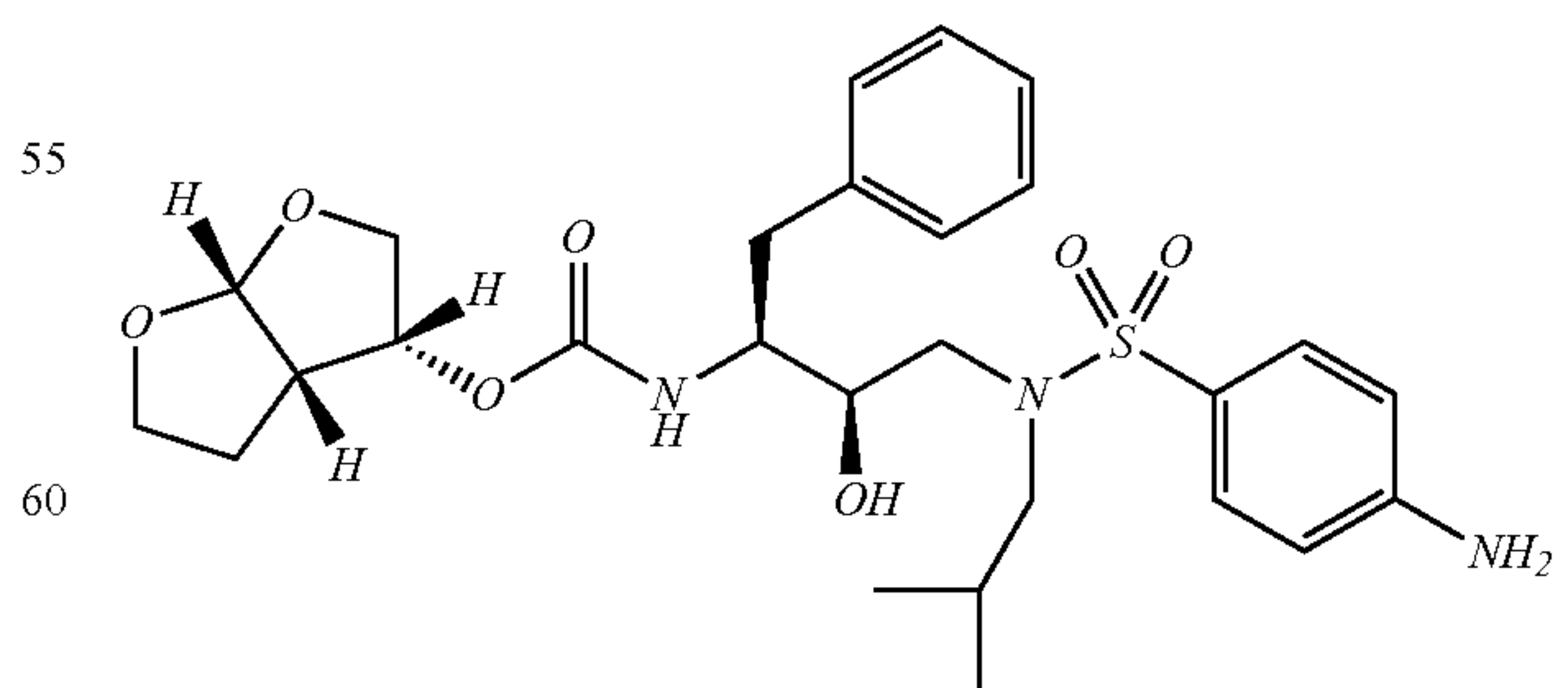
29. A method of inhibiting replication of a retrovirus in a patient comprising administering to the patient a therapeutically effective amount of a compound of the following formula



30. A method of treating human immunodeficiency virus (HIV-1) infection in a patient comprising administering to the patient a pharmaceutical composition comprising a pharmaceutically acceptable carrier and a therapeutically effective amount of a compound, or pharmaceutically acceptable salt or ester thereof, of the following formula:



31. A method of treating human immunodeficiency virus (HIV-1) infection in a patient comprising co-administering to the patient a pharmaceutical composition comprising a pharmaceutically acceptable carrier and a therapeutically effective amount of a first antiviral compound, or pharmaceutically acceptable salt or ester thereof, of the following formula

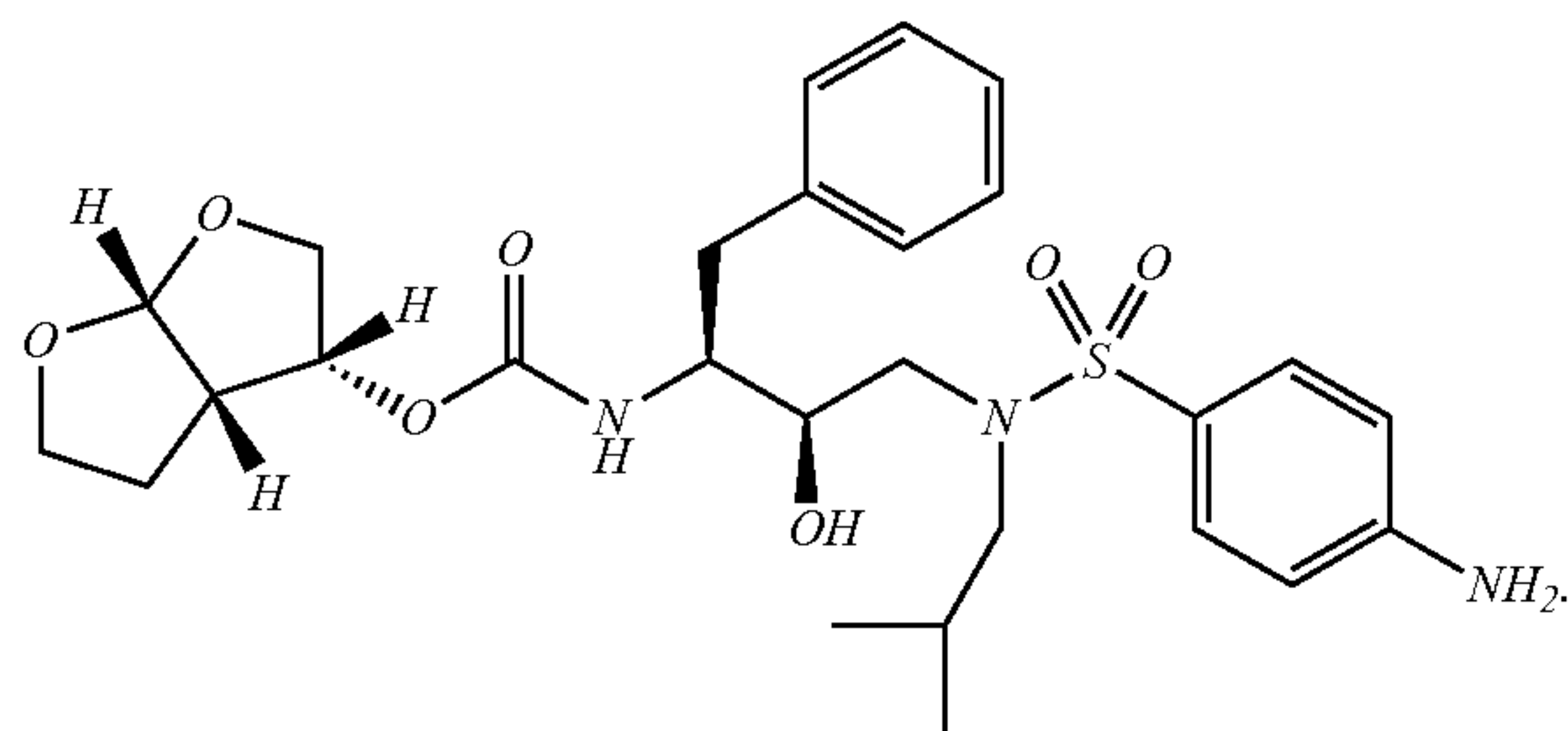


with a therapeutically effective amount of a second antiviral compound.

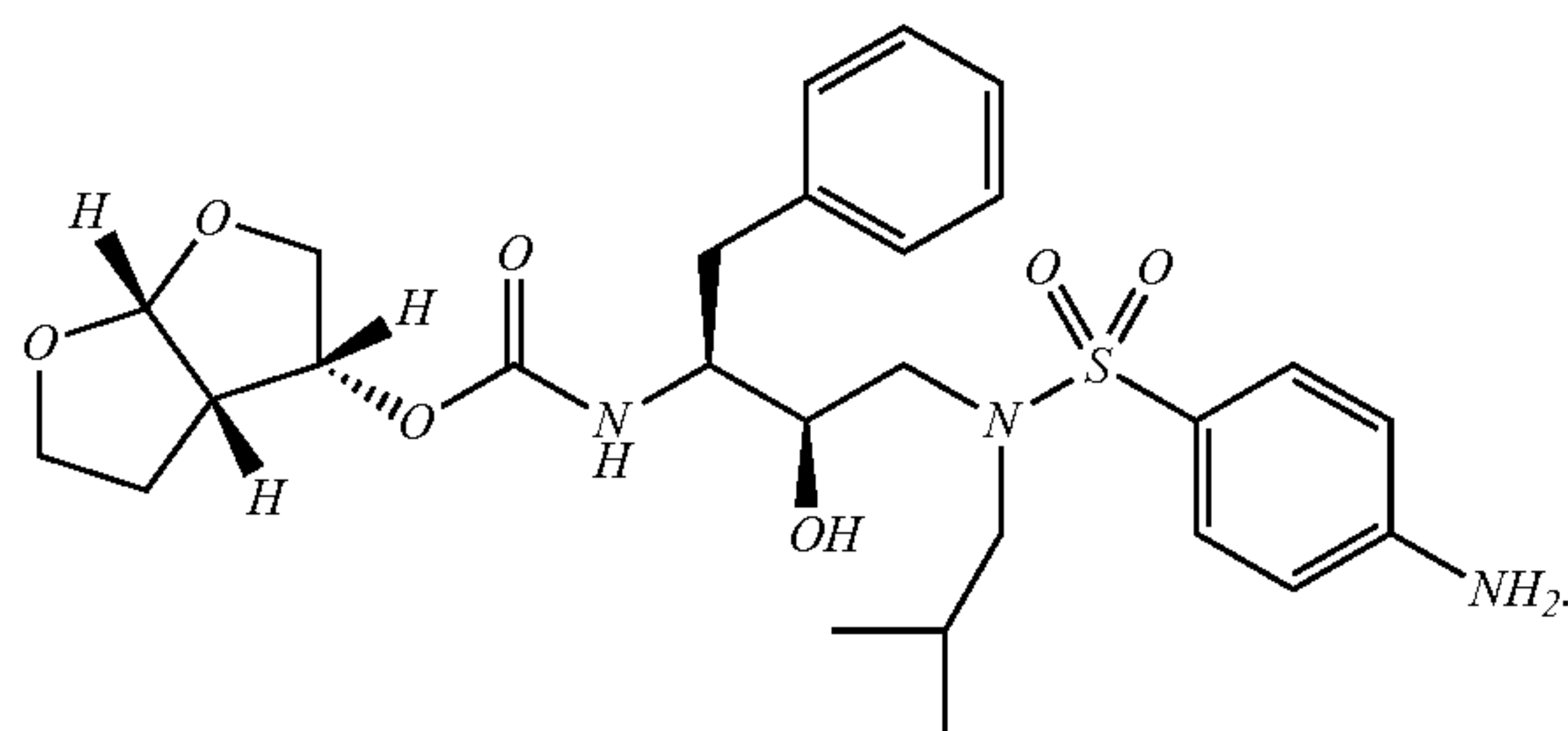
32. The method of claim 31, wherein the second antiviral compound is an antiretroviral compound.

219

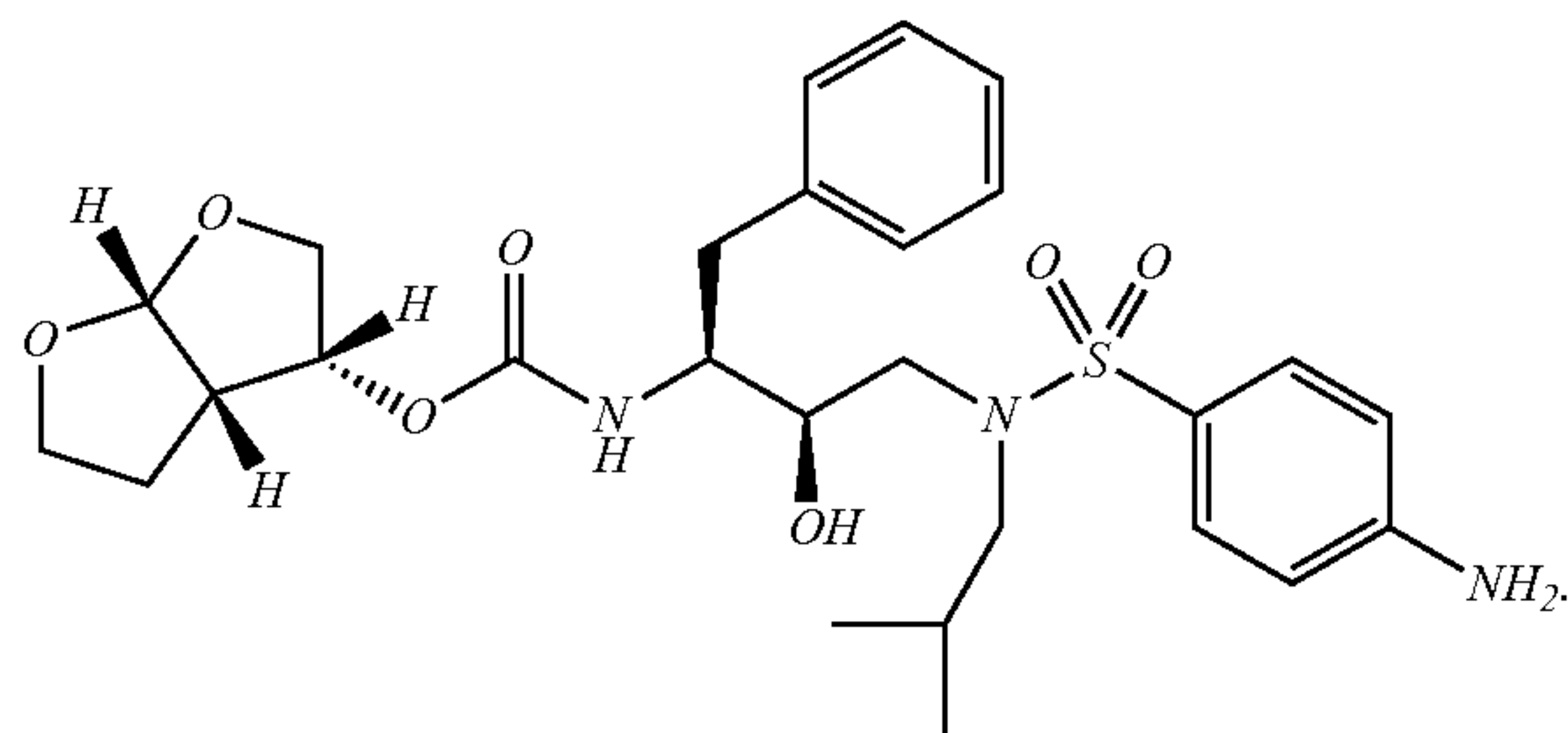
33. A method of treating a retroviral infection in a patient comprising administering to the patient a pharmaceutical composition comprising a pharmaceutically acceptable carrier and a therapeutically effective amount of a compound, or pharmaceutically acceptable salt or ester thereof, of the following formula



34. A method of inhibiting a retroviral protease in a patient comprising administering to the patient a pharmaceutical composition comprising a pharmaceutically acceptable carrier and a therapeutically effective amount of a compound, or pharmaceutically acceptable salt or ester thereof, of the following formula



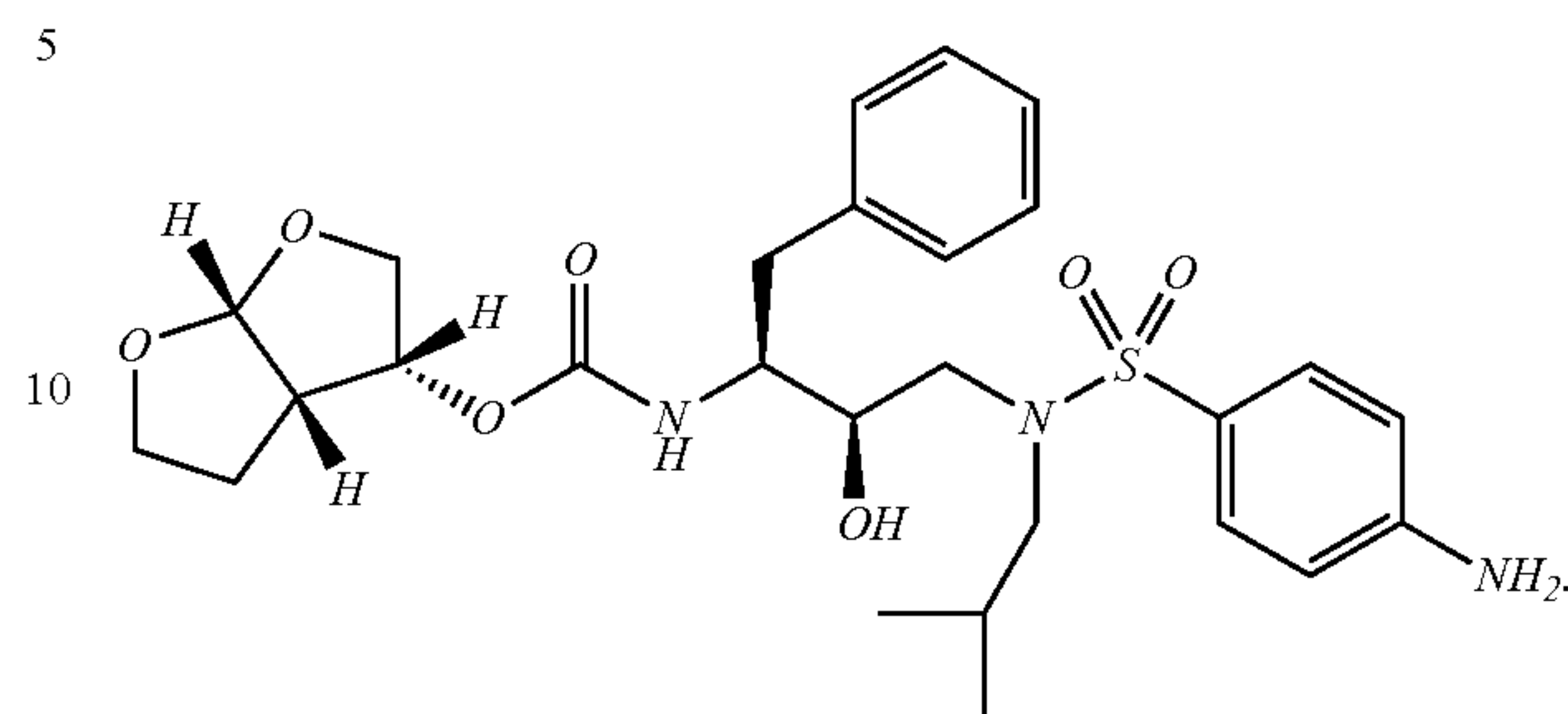
35. A method of inhibiting replication of a retrovirus in a patient comprising administering to the patient a pharmaceutical composition comprising a pharmaceutically acceptable carrier and a therapeutically effective amount of a compound, or pharmaceutically acceptable salt or ester thereof, of the following formula



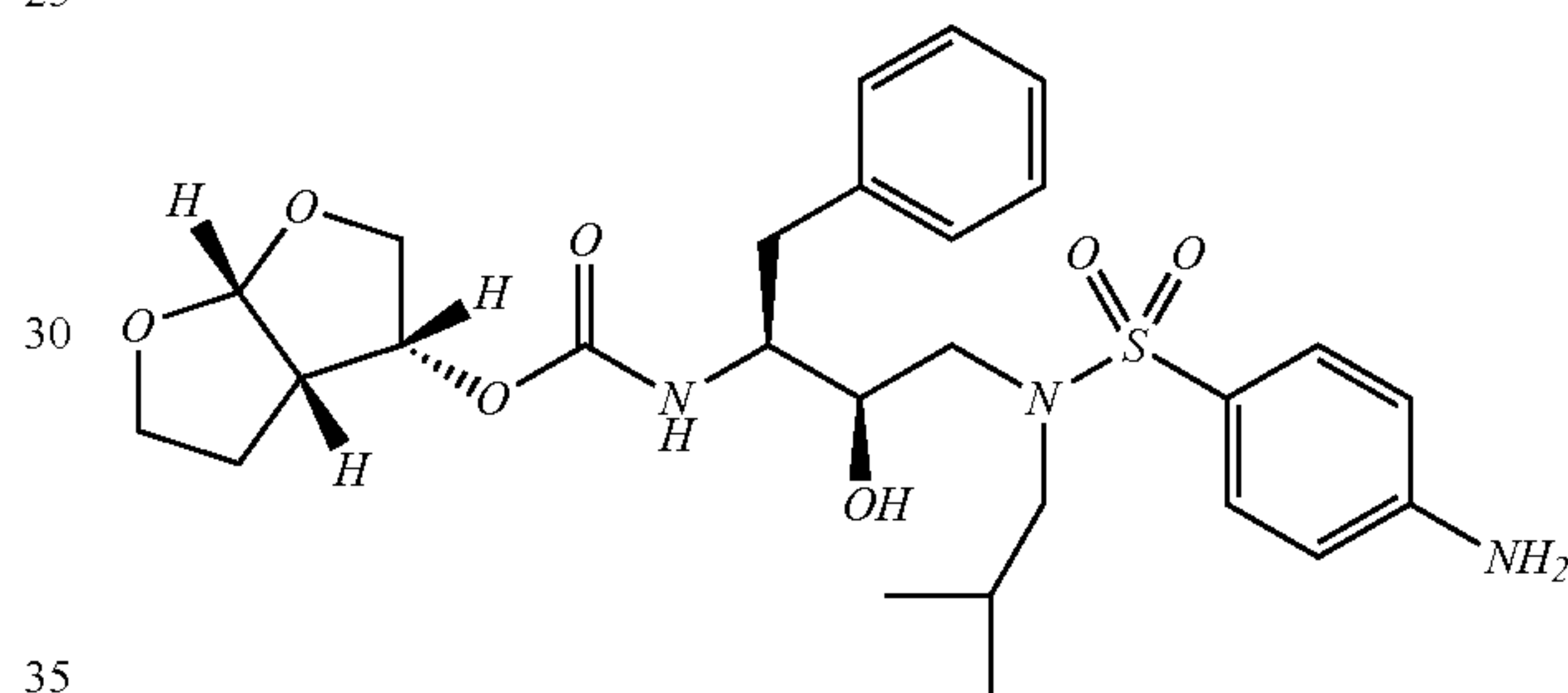
36. A method of treating human immunodeficiency virus (HIV-1) infection in a patient comprising administering to the patient a pharmaceutical composition comprising a pharmaceutically acceptable carrier and a therapeutically effective amount of a compound of the following formula

220

ceutically acceptable carrier and a therapeutically effective amount of a compound of the following formula



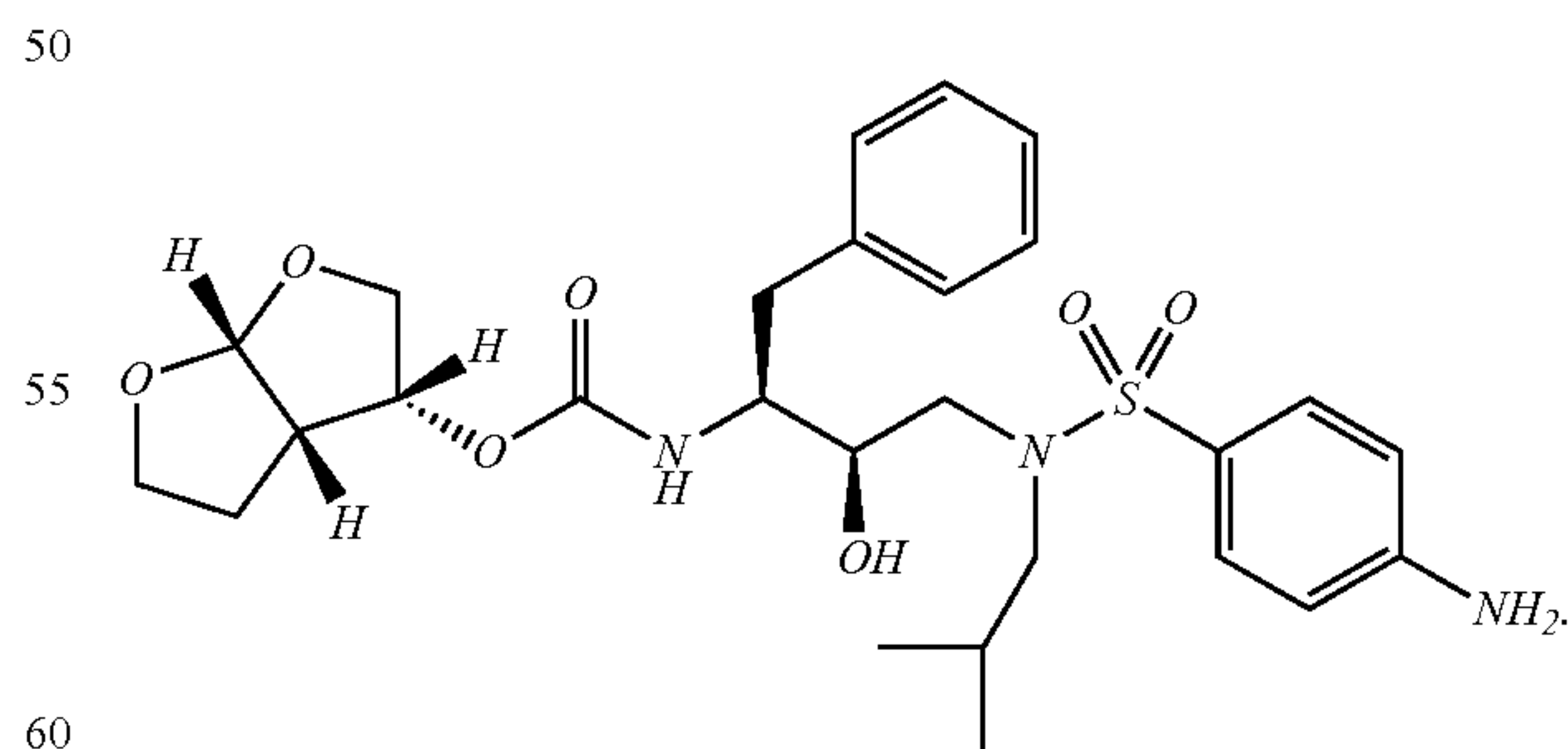
37. A method of treating human immunodeficiency virus (HIV-1) infection in a patient comprising co-administering to the patient a pharmaceutical composition comprising a pharmaceutically acceptable carrier and a therapeutically effective amount of a first antiviral compound of the following formula



with a therapeutically effective amount of a second antiviral compound.

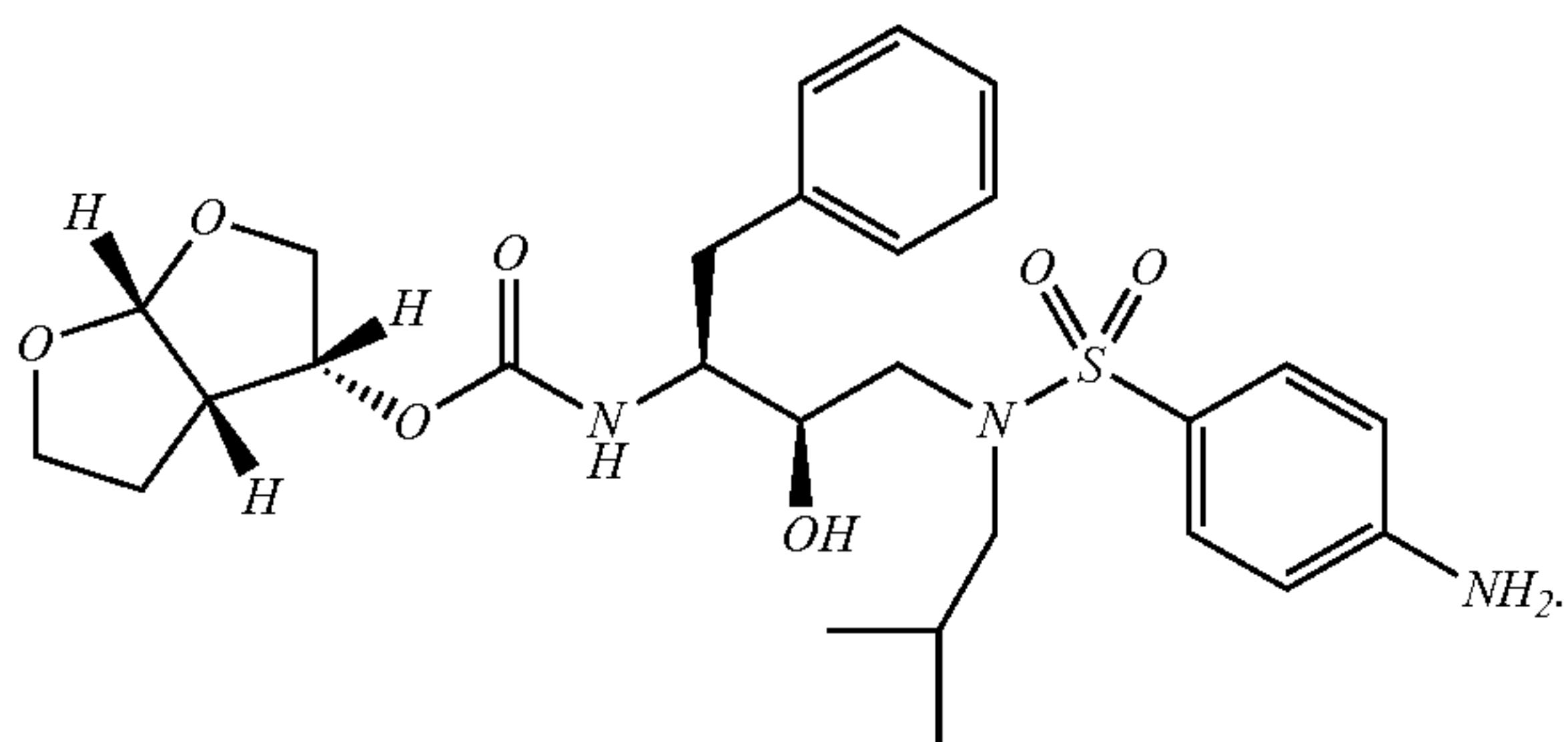
38. The method of claim 37, wherein the second antiviral compound is an antiretroviral compound.

39. A method of treating a retroviral infection in a patient comprising administering to the patient a pharmaceutical composition comprising a pharmaceutically acceptable carrier and a therapeutically effective amount of a compound of the following formula



40. A method of inhibiting a retroviral protease in a patient comprising administering to the patient a pharmaceutical composition comprising a pharmaceutically acceptable carrier and a therapeutically effective amount of a compound of the following formula

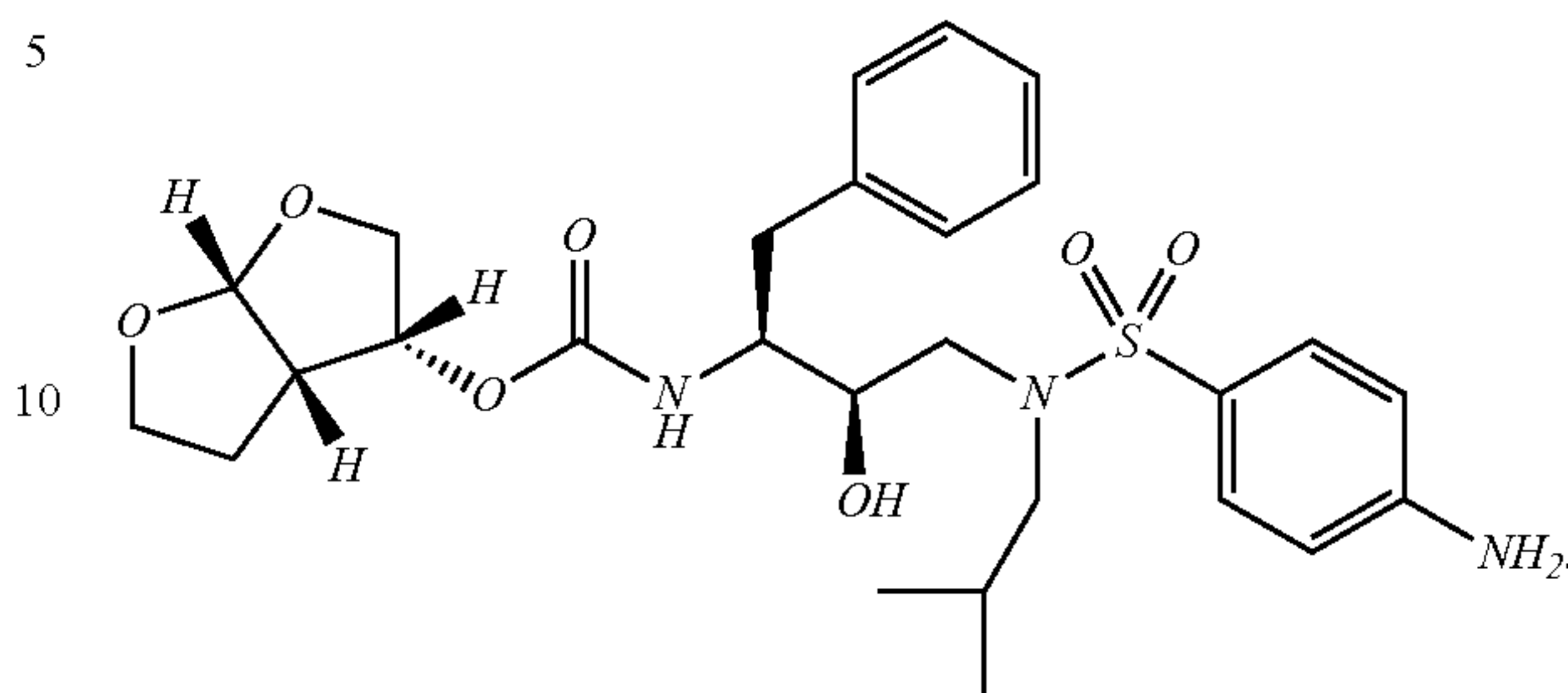
221



41. A method of inhibiting replication of a retrovirus in a patient comprising administering to the patient pharmaceutical composition comprising a pharmaceutically acceptable

222

carrier and a therapeutically effective amount of a compound of the following formula



* * * * *