



US00RE43506E

(19) **United States**
(12) **Reissued Patent**
Ebenezer et al.

(10) **Patent Number:** **US RE43,506 E**
(45) **Date of Reissued Patent:** **Jul. 17, 2012**

(54) **COIL COUPLING**

(75) Inventors: **Desmond Nullan Ebenezer**, UpHolland
(GB); **Richard Paul Northrop**, Wigan
(GB); **James Stephen Mahon**, Bolton
(GB)

(73) Assignee: **GMC-1 Prosys Limited**, Skelmersdale
(GB)

(21) Appl. No.: **29/367,734**

(22) Filed: **Aug. 12, 2010**

Related U.S. Patent Documents

Reissue of:

(64) Patent No.: **Des. 599,233**
Issued: **Sep. 1, 2009**
Appl. No.: **29/327,623**
Filed: **Nov. 10, 2008**

(30) **Foreign Application Priority Data**

May 14, 2008 (EM) 000932892
(51) **LOC (9) Cl.** **10-04**
(52) **U.S. Cl.** **D10/80**
(58) **Field of Classification Search** D10/80;
335/282; 336/120; 342/440; 192/84.951,
192/84.961

See application file for complete search history.

(56) **References Cited**

U.S. PATENT DOCUMENTS

2,229,461 A * 1/1941 Kummich 336/120
3,833,871 A * 9/1974 Fisher et al. 335/282
6,392,524 B1 * 5/2002 Biegelsen et al. 336/200
7,598,724 B2 * 10/2009 Howell et al. 324/127
2008/0211484 A1 * 9/2008 Howell et al. 324/127

* cited by examiner

Primary Examiner — Sandra Snapp

(74) *Attorney, Agent, or Firm* — The Webb Law Firm

(57) **CLAIM**

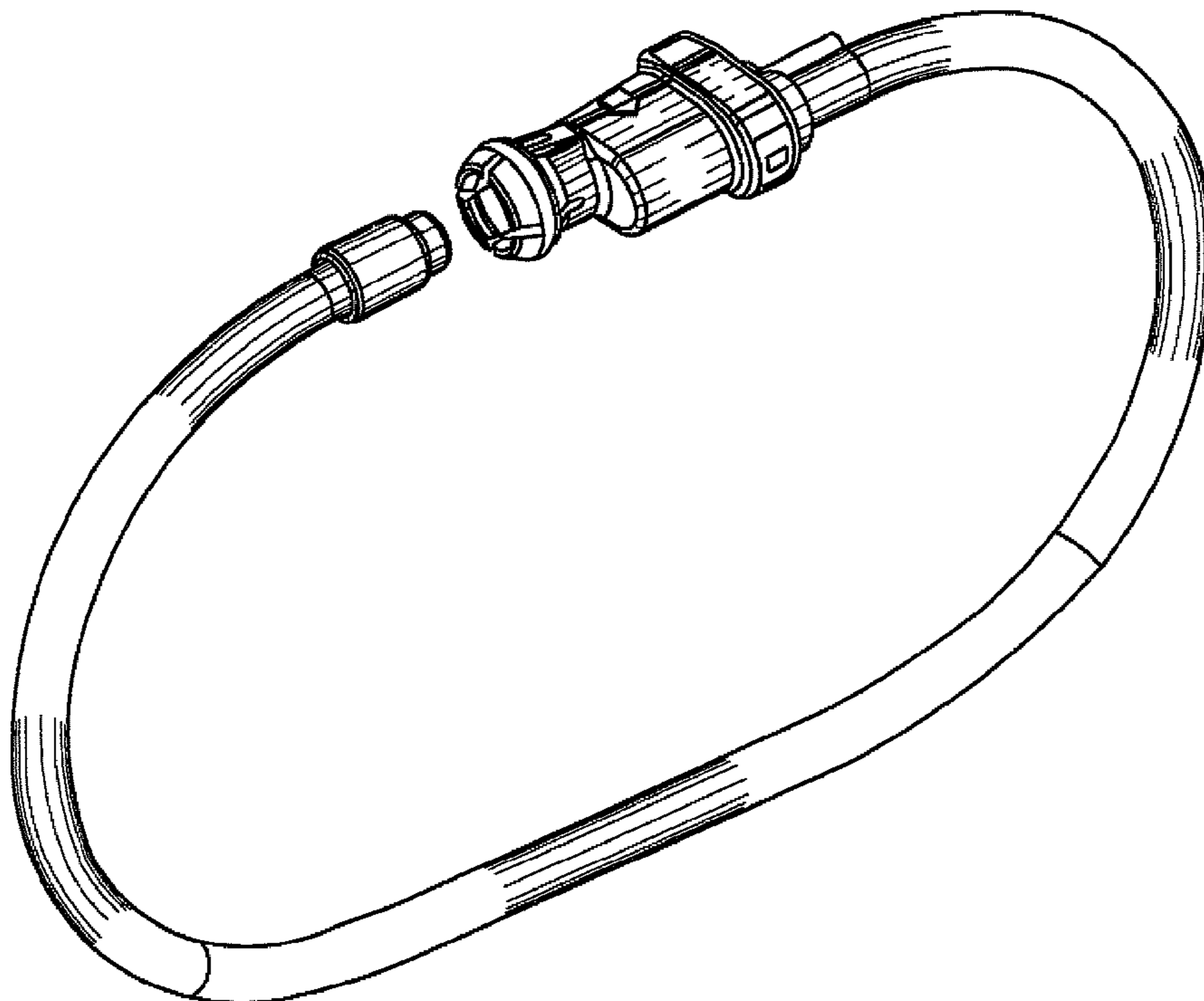
The ornamental design for a coil coupling, as shown and described.

DESCRIPTION

FIG. 1 is a front, left perspective view of a coil coupling, in an open configuration, showing our new design;
FIG. 2 is the design shown in FIG. 1 in a closed configuration;
FIG. 3 is a front, right perspective view of the design shown in FIG. 2;
FIG. 4 is a left side view thereof;
FIG. 5 is a right side view thereof;
FIG. 6 is a top plan view thereof; and,
FIG. 7 is a bottom plan view thereof.

1 Claim, 7 Drawing Sheets

Matter enclosed in heavy brackets [] appears in the original patent but forms no part of this reissue; matter printed in italics indicates the additions made by reissue.



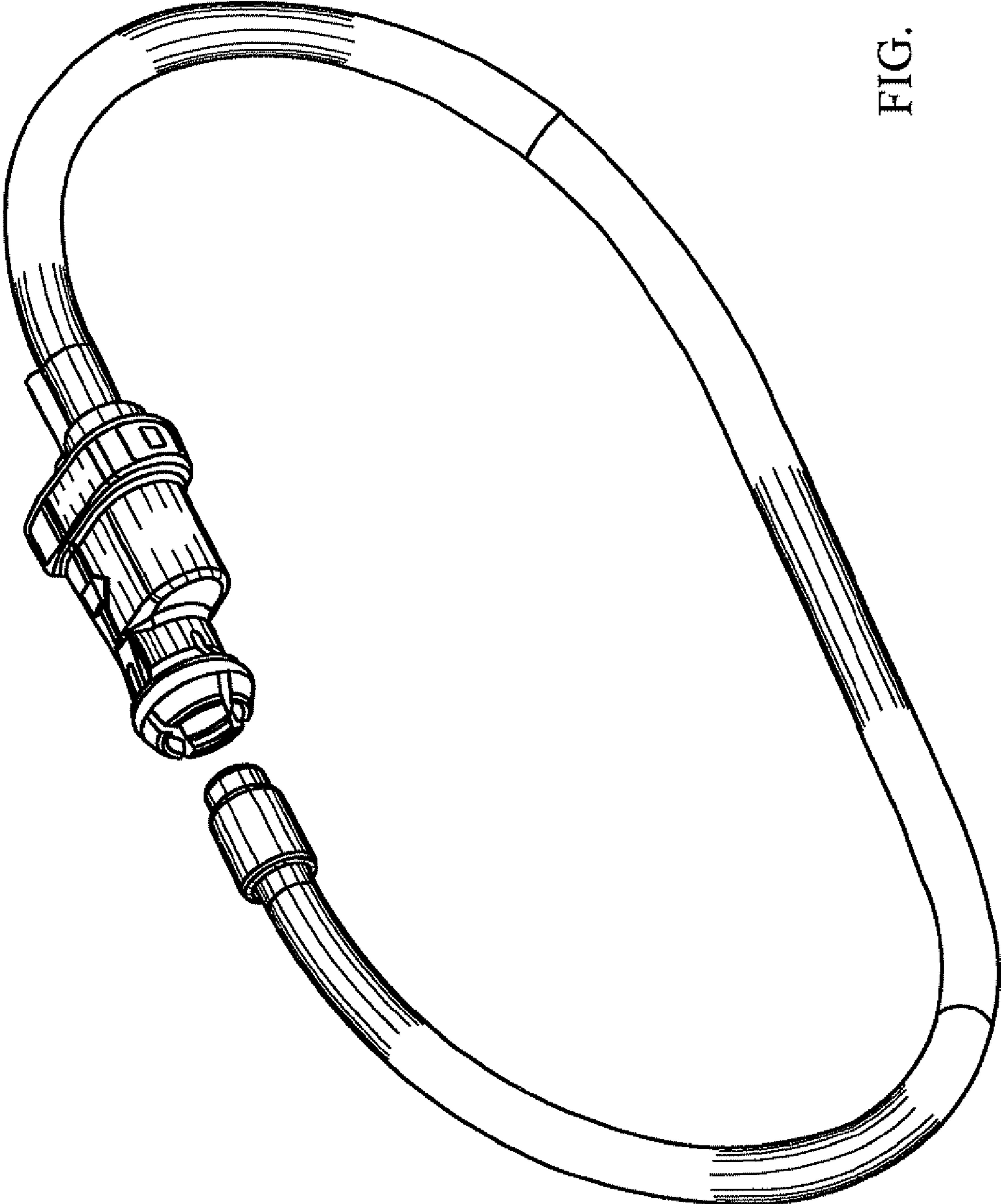


FIG. 1

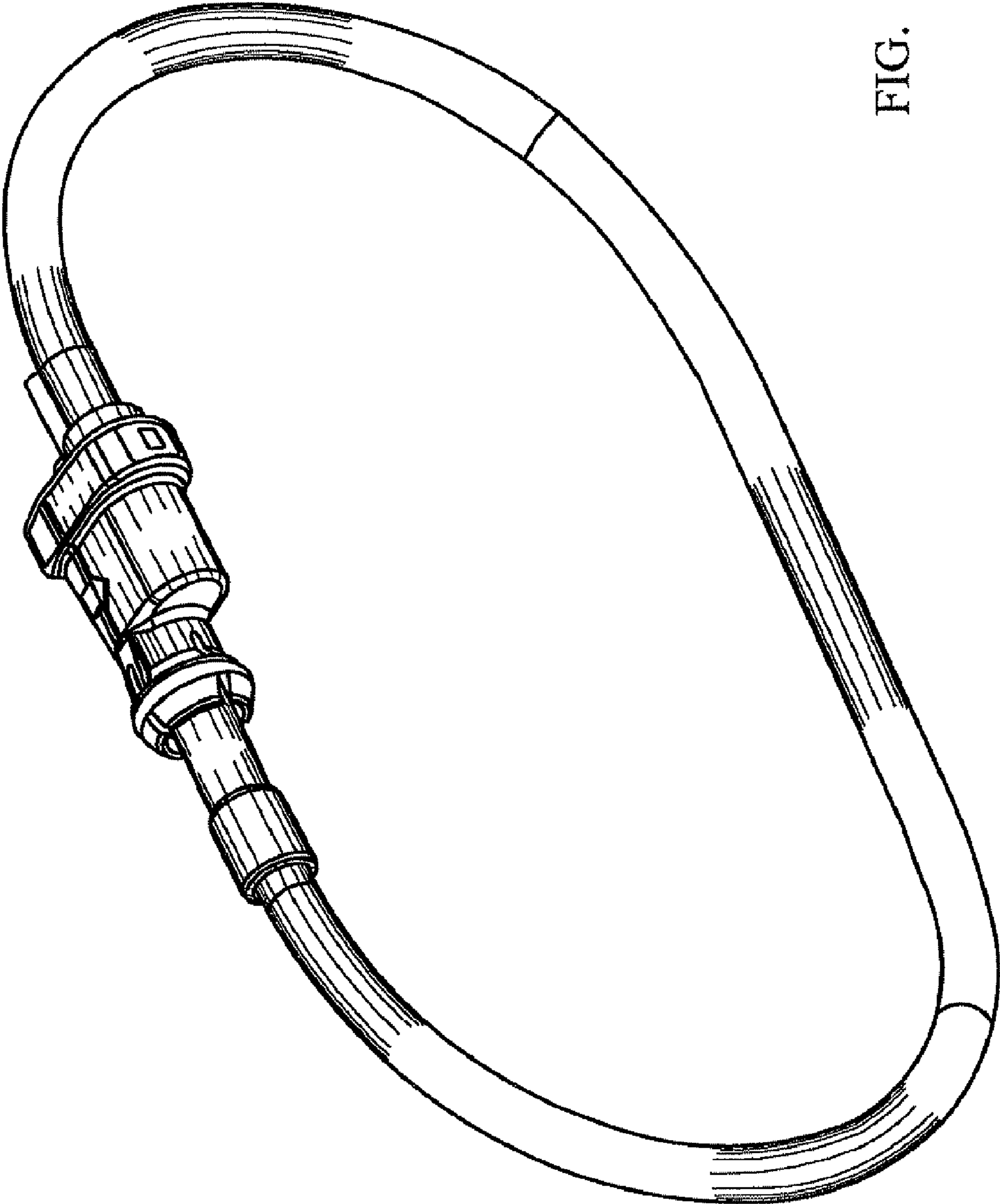
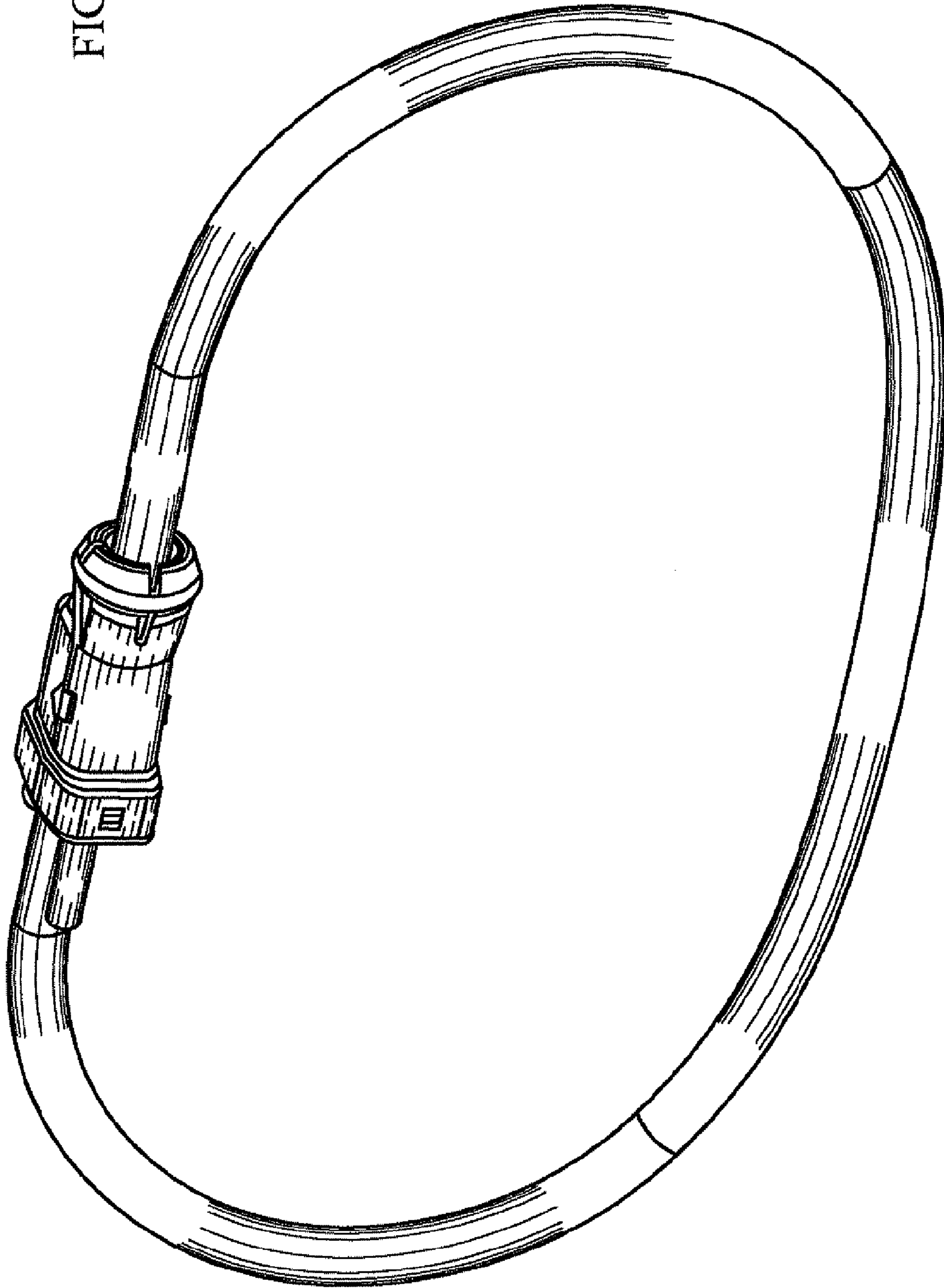


FIG. 2

FIG. 3



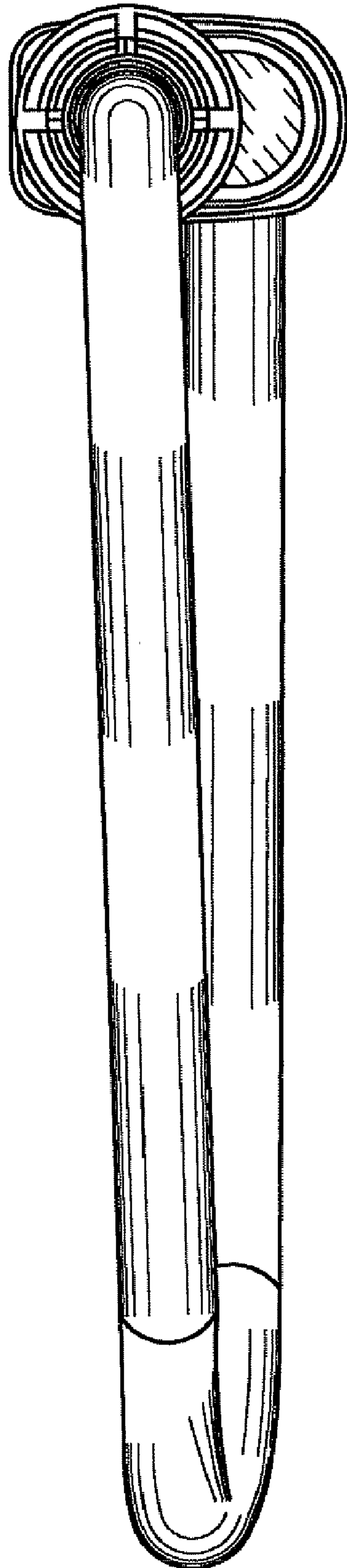


FIG. 4

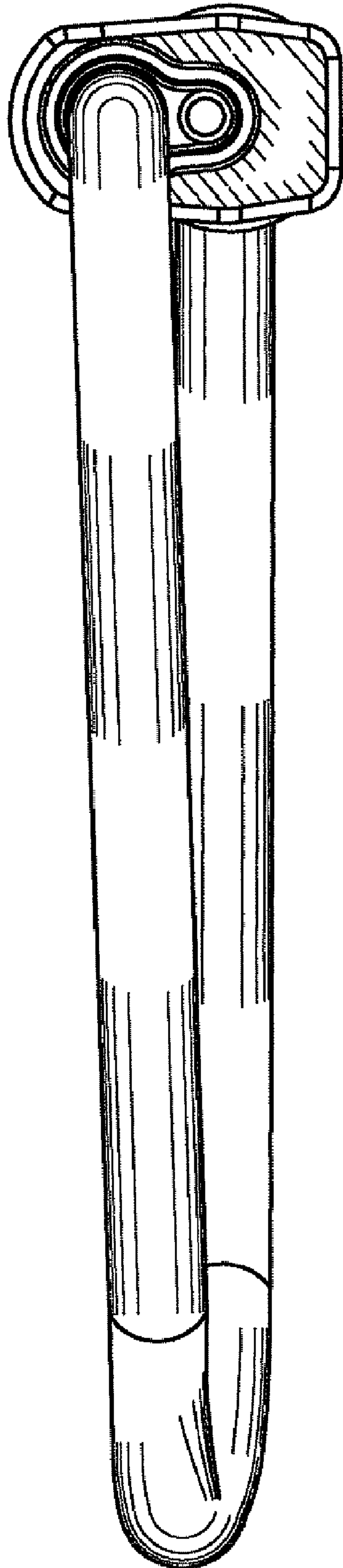


FIG. 5

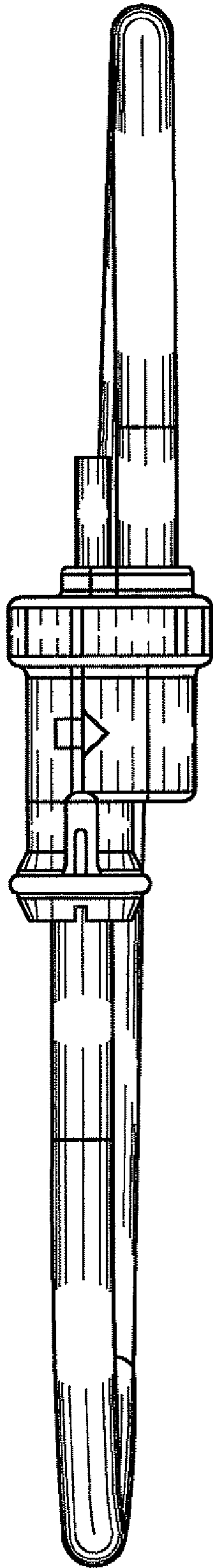


FIG. 6

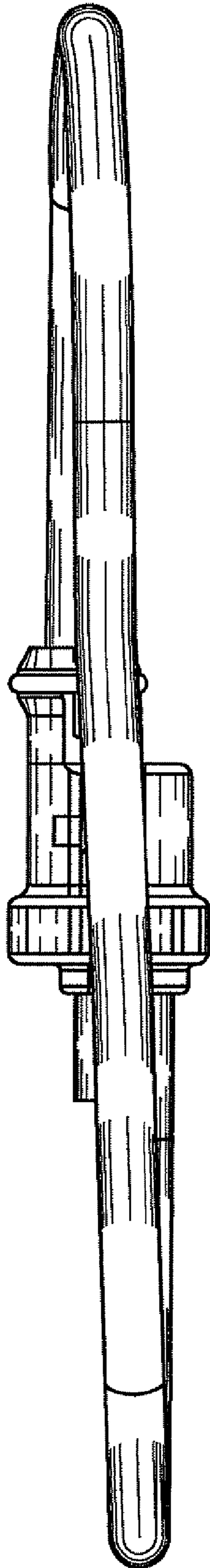


FIG. 7

UNITED STATES PATENT AND TRADEMARK OFFICE
CERTIFICATE OF CORRECTION

PATENT NO. : RE43,506 E
APPLICATION NO. : 29/367734
DATED : July 17, 2012
INVENTOR(S) : Desmond Nullan Ebenezer et al.

Page 1 of 1

It is certified that error appears in the above-identified patent and that said Letters Patent is hereby corrected as shown below:

Cover of Patent, Column 1, Item (30) Foreign Application Priority Data, Line 1,
delete "(EM)" and insert -- (EU) --

Signed and Sealed this
Sixth Day of November, 2012

A handwritten signature in black ink that reads "David J. Kappos". The signature is written in a cursive, slightly slanted style.

David J. Kappos
Director of the United States Patent and Trademark Office