



US00RE43408E

(19) **United States**  
(12) **Reissued Patent**  
**Dexter et al.**

(10) **Patent Number:** **US RE43,408 E**  
(45) **Date of Reissued Patent:** **May 29, 2012**

(54) **LASER ETCHED SOCKET**

(75) Inventors: **Bruce Dexter**, Simsbury, CT (US);  
**Barry Buchanan**, Mooresville, NC  
(US); **Gary Cromer**, Westminster, SC  
(US)

(73) Assignee: **Apex Brands, Inc.**, Sparks, MD (US)

(21) Appl. No.: **29/267,220**

(22) Filed: **Aug. 11, 2006**  
(Under 37 CFR 1.47)

**Related U.S. Patent Documents**

Reissue of:

(64) Patent No.: **Des. 501,768**  
Issued: **Feb. 15, 2005**  
Appl. No.: **29/204,647**  
Filed: **May 3, 2004**

U.S. Applications:

(63) Continuation of application No. 29/175,699, filed on  
Feb. 7, 2003, now abandoned.

(51) **LOC (9) Cl.** ..... **08-05**

(52) **U.S. Cl.** ..... **D8/29**

(58) **Field of Classification Search** ..... D8/21-29;  
81/119, 120, 121.1, 125, 124.3, 124, 177.1,  
81/177.85, DIG. 5, 436-437

See application file for complete search history.

(56) **References Cited**

**U.S. PATENT DOCUMENTS**

4,420,995 A	12/1983	Roberts	81/60
4,836,059 A	6/1989	Arnold	76/114
4,936,170 A	6/1990	Zumeta	81/180.1
4,947,713 A	8/1990	Arnold	81/121.1
4,982,627 A	1/1991	Johnson	81/121.1

(Continued)

**OTHER PUBLICATIONS**

NAPA Tools and Equipment 2002-2003 advertisement.

(Continued)

*Primary Examiner* — Raphael Barkai

(74) *Attorney, Agent, or Firm* — Nelson Mullins Riley &  
Scarborough, LLP

(57) **CLAIM**

The ornamental design of a laser etched socket, illustrated  
substantially as shown and described.

**DESCRIPTION**

FIG. 1 is a perspective view of a laser etched socket embody-  
ing the design of the present invention, whereby the size  
indicia is defined by etching away a surface layer surrounding  
the size indicia so that the size indicia is distinguishable from  
the surrounding etched area;

FIG. 2 is a front elevational view of the laser etched socket  
illustrated in FIG. 1;

FIG. 3 is a rear elevational view of the laser etched socket  
illustrated in FIG. 1;

FIG. 4 is a right side elevational view of the laser etched  
socket illustrated in FIG. 1;

FIG. 5 is a left side elevational view of the laser etched socket  
illustrated in FIG. 1;


FIG. 6 is a top view of the laser etched socket illustrated in  
FIG. 1; and,

FIG. 7 is a bottom view of the laser etched socket illustrated  
in FIG. 1.

The broken lines are for illustrative purposes and form no part  
of the claim.

**1 Claim, 2 Drawing Sheets**

**Matter enclosed in heavy brackets [ ] appears in the  
original patent but forms no part of this reissue; matter  
printed in italics indicates the additions made by reissue.**



(AMENDED)

# US RE43,408 E

Page 2


## U.S. PATENT DOCUMENTS

5,031,488	A	7/1991	Zumeta	81/180.1
5,053,440	A	10/1991	Schueler et al.	523/137
5,079,978	A	1/1992	Kupfer	81/119
D359,669	S	6/1995	Splingaire	D8/29
5,422,383	A	6/1995	Takahashi et al.	523/136
5,489,639	A	2/1996	Faber et al.	524/417
D398,823	S	9/1998	Hsieh	D8/29
5,819,606	A	10/1998	Arnold	81/124.3
5,910,197	A	6/1999	Chaconas	81/124.6
5,970,552	A	10/1999	Kwiecien et al.	7/143
D425,770	S	5/2000	Hsieh	D8/29
6,152,826	A	11/2000	Profeta et al.	464/159
D439,481	S	3/2001	Lin	D8/29
D442,837	S	5/2001	Porras	D8/29
6,257,096	B1	7/2001	Ling	81/60
6,477,759	B2	11/2002	Hu	29/527.2
D484,376	S	12/2003	Cromer	D8/29
D500,435	S	1/2005	Dexter et al.	D8/29
D500,944	S	1/2005	Dexter et al.	D8/29
D523,305	S	6/2006	Dexter et al.	D8/29


## OTHER PUBLICATIONS

Suntex—Product Catalog 1998, ¼" Chrome Sockets and Sets.  
2001/2002 Matco Tools Professional Hand Tools Catalog and Service Equipment, ½" Metric Impact Sockets.  
2001/2002 Matco Tools Professional Hand Tools Catalog and Service Equipment, ¼" Impact Sockets.  
Matco Tools; "Promo 5;" product launch flyer distributed at trade show in Apr. 2001; 2 pp.  
Sears Catalog, Sep. 1, 1990, p. 25.  
Matco Tools; product launch flyer distributed at trade show in Feb. 1993; 3 pp.  
Sunex Tools; "New Tools, New Rules," product catalog; actual publication date unknown, but Applicant believes catalog was published more than 1-year prior to the filing of this Application.  
U.S. Appl. No. 29/175,706 entitled "Laser Etched Socket," filed Feb. 7, 2003.  
U.S. Appl. No. 29/175,663 entitled "Laser Etched Socket," filed Feb. 7, 2003.  
U.S. Appl. No. 29/176,157 entitled "Laser Etched Socket," filed Feb. 19, 2003.






**Fig. 1**  
(AMENDED)




**Fig. 2**  
(AMENDED)




**Fig. 3**  
(AMENDED)

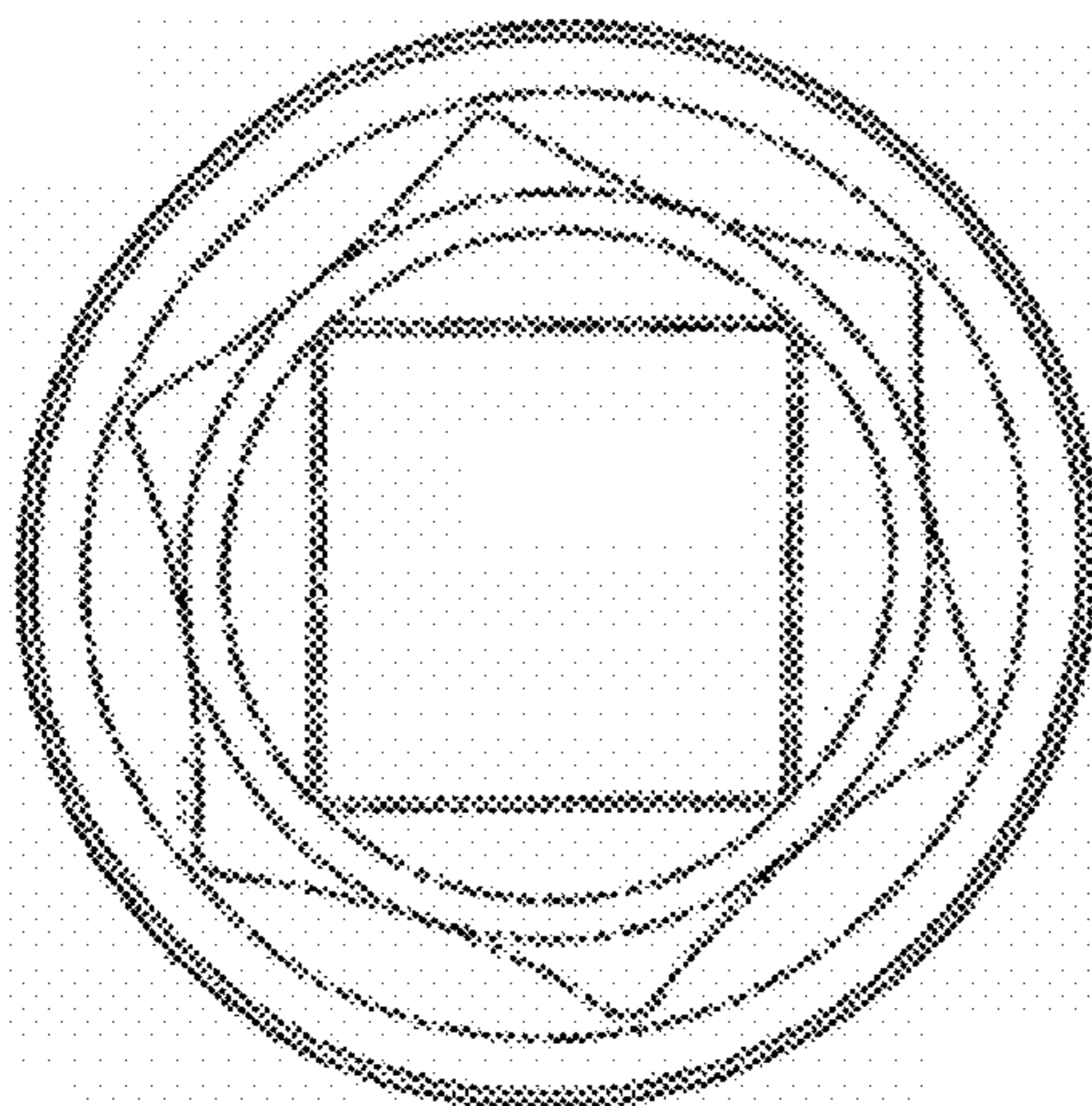




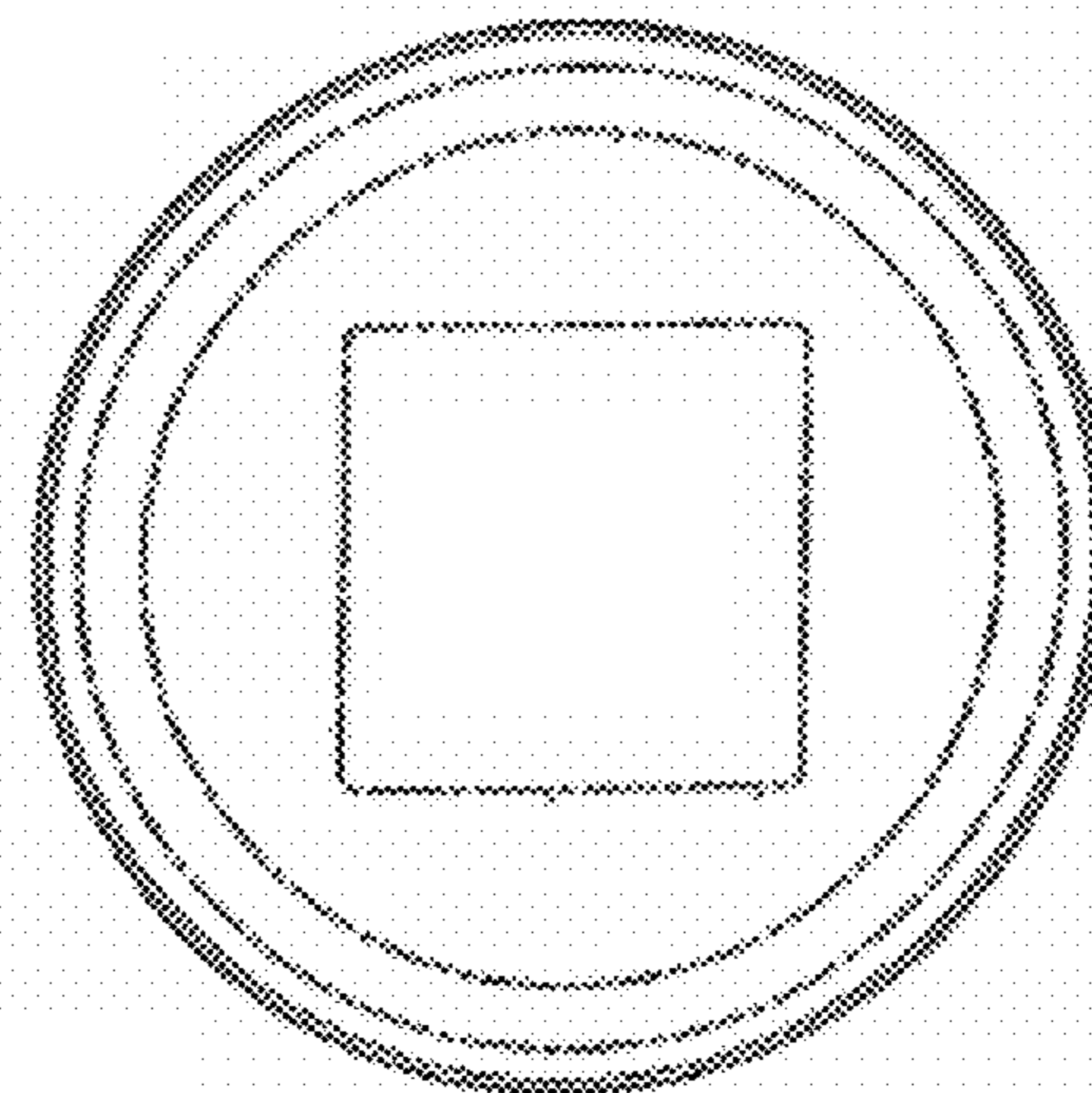
**Fig. 4**  
(AMENDED)



**Fig. 5**  
(AMENDED)



**Fig. 6**  
(AMENDED)



**Fig. 7**  
(AMENDED)