



US00RE43373E

(19) **United States**
 (12) **Reissued Patent**
Bing et al.

(10) **Patent Number:** **US RE43,373 E**
 (45) **Date of Reissued Patent:** **May 8, 2012**

(54) **CORN EVENT DAS-59122-7 AND METHODS FOR DETECTION THEREOF**

(75) Inventors: **James Wayne Bing**, Ankeny, IA (US); **Robert F. Cressman, Jr.**, Wilmington, DE (US); **Manju Gupta**, Carmel, IN (US); **Salim M. Hakimi**, Sacramento, CA (US); **David Hondred**, Altoona, IA (US); **Todd L. Krone**, Johnston, IA (US); **Mary E. Hartnett Locke**, Mickleton, NJ (US); **Abigail K. Luckring**, West Chester, PA (US); **Sandra E. Meyer**, Des Moines, IA (US); **Daniel Moellenbeck**, Granger, IA (US); **Kenneth Edwin Narva**, Zionsville, IN (US); **Paul D. Olson**, Kalaheo, HI (US); **Craig D. Sanders**, Bear, DE (US); **Jimei Wang**, Johnston, IA (US); **Jian Zhang**, Urbandale, IA (US); **Gan-Yuan Zhong**, Urbandale, IA (US)

(73) Assignees: **Pioneer Hi-Bred International, Inc.**, Johnston, IA (US); **E.I. du Pont de Nemours and Company**, Wilmington, DE (US); **Dow AgroSciences LLC**, Indianapolis, IN (US)

(21) Appl. No.: **13/048,694**

(22) Filed: **Mar. 15, 2011**

Related U.S. Patent Documents

Reissue of:

(64) Patent No.: **7,323,556**
 Issued: **Jan. 29, 2008**
 Appl. No.: **11/237,222**
 Filed: **Sep. 28, 2005**

U.S. Applications:

(60) Provisional application No. 60/614,225, filed on Sep. 29, 2004.

(51) **Int. Cl.**
C12N 15/11 (2006.01)

(52) **U.S. Cl.** **536/23.1**

(58) **Field of Classification Search** None
 See application file for complete search history.

(56) **References Cited**

U.S. PATENT DOCUMENTS

5,474,796	A	12/1995	Brennan
5,541,308	A	7/1996	Hogan et al.
6,232,063	B1	5/2001	Beckmann et al.
6,372,480	B1	4/2002	Narva et al.
6,395,485	B1	5/2002	DeBeuckeleer
6,458,584	B1	10/2002	Mirzabekov et al.
6,825,400	B2	11/2004	Behr et al.
7,112,721	B2	9/2006	Fabijanski et al.
2002/0013960	A1	1/2002	Behr et al.
2002/0102582	A1	8/2002	Levine
2002/0199215	A1	12/2002	Boets et al.
2003/0198943	A1	10/2003	Remacle et al.

2006/0141495	A1	6/2006	Wu
2008/0166725	A1	7/2008	Bing et al.
2008/0166726	A1	7/2008	Bing et al.
2008/0171334	A1	7/2008	Bing et al.
2008/0182256	A1	7/2008	Bing et al.

FOREIGN PATENT DOCUMENTS

EP	0 857 791	A2	12/1998
EP	1 167 531	A1	2/2002
WO	WO 84/02913		8/1984
WO	WO 01/14417		3/2001
WO	WO 02/15701		2/2002
WO	WO 03/052073		6/2003
WO	WO 03/052073	A2	6/2003
WO	WO 2004/011601	A2	2/2004

OTHER PUBLICATIONS

Buck, et al., "Design Strategies and Performance of Custom DNA Sequencing Primers," *BioTechniques*, 1999, vol. 27, pp. 528-536.

Crickmore, et al., http://www.lifesci.sussex.ac.uk/Home/Neil_Crickmore/Bt, 2009, pp. 1-11.

Ellis, et al., Novel *Bacillus thuringiensis* Binary Insecticidal Crystal Proteins Active on Western corn Rootworm, *Diabrotica virgifera virgifera* LeConte, *App and Envir Microbiology*, 68(3): 1137-1145, XP002985898, 2002.

Herman, et al., "Binary Insecticidal Crystal Protein from *Bacillus thuringiensis*, Strain PS149B1: Effects of Individual Protein Components and Mixtures in Laboratory Bioassays," *Journal of Economic Entomology*, 2002, vol. 95(3), pp. 635-639.

Hunst and Rood, "Application for the Determination of Nonregulated Status for *B.t.* Cry34/35Ab1 Insect-Resistant, Glufosinate-Tolerant Corn: Corn Line 59122," U.S. Department of Agriculture, Animal and Plant Health Inspection Service, (2004), pp. 1-237, XP 002384226.

Lowe, et al., "A computer program for selection of oligonucleotide primers for polymerase chain reactions," *Nucleic Acids Research*, 1990, vol. 18(7), pp. 1757-1761.

Moellenbeck, et al., "Insecticidal proteins from *Bacillus thuringiensis* protect corn from corn rootworms," *nature biotechnology*, 2001, vol. 19, pp. 668-672.

Ricker, Karin, "Biotechnology Consultation Note to the File BNF No. 000081," U.S. Food and Drug Administration, (2004), pp. 1-6, XP002384225.

Sequence Search Reports, OM nucleic—nucleic search, 2009, pp. 1-6.

Stratagene Catalog, p. 40, 1988.

Whitelaw, et al., PUFTW67TB ZMO.6 1.0 KB *Zea Mays* genomic clone ZMMBTa0732K13, genomic survey sequence (2003) EMBL Accession No. CG069192.

Whitelaw, et al., GenBank Accession No. BZ739496, 2003.

Zambryski, et al., GenBank Accession No. TIP37TD2, 1996.

Primary Examiner — Anne Kubelik

(74) *Attorney, Agent, or Firm* — Alston & Bird LLP

(57) **ABSTRACT**

The invention provides DNA compositions that relate to transgenic insect resistant maize plants. Also provided are assays for detecting the presence of the maize DAS-59122-7 event based on the DNA sequence of the recombinant construct inserted into the maize genome and the DNA sequences flanking the insertion site. Kits and conditions useful in conducting the assays are provided.

1 Claim, 7 Drawing Sheets

Figure 1

1 CTGAGCGCAC AACAGCGAGT CGCATGGCAC CGGACGACAT GAGCGAGATT
51 TAGATCGGAG GGTGCGGACA TGGGGCAACC TGCAGCAGCTA ACGCAGGGAT
101 CCACACGACC ACCAACGAAG CCAAGCCCGG GCACGTCCCC AGGCAGGTTG
151 GGCCCTGGTT CCACCAGCGG ATGCATGCAG TGAAGCGGGG ACGGAGAGAC
201 AAGCCGAGGG CGCGGGTGGG AATGGCGTCC GGGAGGACGA GTGGAGGAGA
251 AGAATCTAGA GGCATCGAGA TTCGAGAAGC CGACGGAGAC AAGATTCGTG
301 TGGGGGGAGA CAAACCGCGG GGCTGAGCGC CGTTGATATG GGATCAGACG
351 GTGTGGATAA AAAAAGTGAC GTTGATAGAA CGTCTGGCCA GTGAAAAAAC
401 AAAACAACCTC CAACAAAATA CTTTAAAAGC TCTTATACCC TAAATGTAGG
451 GGATCAAACA CGTCTCTACA CTATTTAGCA GCGTCCTCTA AATGATCCTC
501 TAAATTTAGA GAACGCTACT AGATTCTCTA TATATAGTTT CTCTAAACGA
551 TCTTTTATCC ATTTAAATAC TTAAATAAC CGGTTTAAACA AACTAAAAT
601 ATATACAATA CATTTGAGAG TATGACAAAT ACGTATGTAT AAAAATAAAA
651 AATAAAATAA TGTATTAGTC TACTTTGAAT CTTCTTTTCT TCATAATATA
701 ATGATGTATA GCTCTCATGT GCGTTGAGAA AAAAGTTAGA GCTAGACGTT
751 TAATGTGTAG TGACAGTCTT CGACGAAATC TCCCTAATGA GATGAATTAC
801 TGGAGGTTCC ATCAGAAAGT CCCCTGAAAA GAGGCATTTA TTTAGTTTAT
851 TCAGCAATTT CTGGGAACAC AAATATTCTT TTGTTATCAC CACTATTAAT
901 AATCTATGGT TATAACTTAT AATAACATGA AAAAATAATT TAGCATCCCA
951 TATATATAAA AACTGAAGGA AGCCATATAT ACTAACATAA GTTAGGAGAA
1001 ACTAAGAAGG TTGTGCAAAG CTTGCACTGC TCCAAAATAC TGCAAACAAC
1051 CACTCTCCTC TACCAACCAA AGAACTCAT GTACTCCCTC CGTTCTTTTT
1101 TATTTGTCGC ATTTTAGTTT AAAAATGAAC TAGCAGTCGA CAAATATTCG
1151 AGAACAGATA TAGTATATAC TAACATAACT TAGGAGATAC TAAGAAAGTT
1201 GCGCAGAGCT TTCACTGTTT CAAATTACTG CAAAGCCTCT CCCCTCTGCC
1251 AGTACATCTA CGAGATGTTT CAGTTAAACA AAGATTCAGA CAAGTGATGA
1301 GCCACTTCTT GTCATAGATT GTGTGGTCAA CCAACCCATT GATGCCACGG
1351 TTTTGTGCA TCCATGCTTT TGTATTAAAA CATCAGTTAT GTTTACCATG
1401 TCCGATATGC TCTACATAAT GACAATCAAC TTGGTGTTCA TTATATTTAC
1451 AATGTTAGGA ATTTCAATAG CTACGAACAC TTCAATAGAA GTGCCTTTGT
1501 GGGATCACCT TAATGTGTTG TTGATGTAAG GAGAAGAATC TTAATTTACT
1551 CTTGCTAAAT TTGAACTACA CAAAACCACT GCACTGAGGA TTGTCCTAAT
1601 AAATTACTGC TCATACACGT TAGCATCTGT TCAGATACTG AGCTAATCCC
1651 TAGGATTAAT GGATTTGTAA AAGATATGCC CAATCATTCA TTTTAGTTAT
1701 TTATTTCTTA GTTATCCACT TGAAGATTTA CATAATTTG AAATAAATTT
1751 CTTAGAGGTA AAGTGAAAAT CAGTTATTTA AATACATTTT AGTTATTTAT
1801 TTTCTTCTTT TTCCTAATTT TTCCTTGAT TTGAAGTCTG AAAAGATAAC
1851 TTTGCCCTTA TACATATTTT ATCTTCTACG TACGCATCTG AACAACGTCT
1901 CTTTGTCCCC TGATCGTGCA GCAATTAGTG CTATGAATCG CGTTTAAAGCG
1951 CTGCAAAATC ATGGCTGGGG CTCGTCCTC GAGTCGTCCT GCTGCTCGAT
2001 GTCACCTCGA GTCCCGCACC GACCTCAGTG CTTGTTCTTG TTGGAGCCAC
2051 CTCTCTCGGA CGATCGCCAA AGACGGATAA GGCCGAAGCC GTCACCTCAG
2101 ACCGCGCTCA TGCGCCGTAG CAGACTCCTA CATAGCAGGG CCAGGGTATG
2151 TGGACCTTTG CAAGTTTAGG ATTGGAACCA GCGACCAGAA TCCACAAGAT
2201 TGGAGCAAAC GACCAAAAAT TCACAAGGAT TGGCGGCTGA CATTGCCAGC
2251 GCGGGATCGC ATGCGGCGGC GCGGCGGGG GCGAGCACGG GAGCAGGCGA
2301 CAGTCGAGCT CCATTGGAAC GTAGAAATAC TTAAGGGCAA GGTCTCCAAA
2351 TACTTGAAAA AATAGGAAAA AGAAGAAAAT ACATGAAATG ATATTGAAAT
2401 CAATTGGAAG ATGTTATGAA TCTTGTTTTT GCAAAGCGAA CGATTCAGAT
2451 GGCAAAACTA TGAATCTTTT TGTTTGAAGT CCCAAATATA AAATTTTCTC
2501 GTRACTACCA ACATTGGTGC GCACCTGTGA TTGGCTCATA AAAATTCTTG

Figure 1 continued

2551	GAGGGACGGA	AGAAAGAGTG	AAGGGATAAG	CAAGTAAAAG	CGCTCAAACA
2601	CTGATAGTTT	AAACTGAAGG	CGGGAACGA	CAATCTGATC	ATGAGCGGAG
2651	AATTAAGGGA	GTCACGTTAT	GACCCCGGCC	GATGAGCGGG	GACAAGCCGT
2701	TTTACGTTTG	GAACTGACAG	AACCGCAACG	TTGAAGGAGC	CACTCAGCAA
2751	GCTTACTAGT	AGCGCTGTTT	AAACGCTCTT	CAACTGGAAG	AGCGGTTACC
2801	CGGACCGAAG	CTTGCATGCC	TGCAGTGCAG	CGTGACCCGG	TCGTGCCCCCT
2851	CTCTAGAGAT	AATGAGCATT	GCATGTCTAA	GTTATAAAAA	ATTACCACAT
2901	ATTTTTTTTG	TCACACTTGT	TTGAAGTGCA	GTTTATCTAT	CTTTATACAT
2951	ATATTTAAAC	TTTACTCTAC	GAATAATATA	ATCTATAGTA	CTACAATAAT
3001	ATCAGTGTTC	TAGAGAATCA	TATAAATGAA	CAGTTAGACA	TGGTCTAAAG
3051	GACAATTGAG	TATTTTGACA	ACAGGACTCT	ACAGTTTTAT	CTTTTTAGTG
3101	TGCATGTGTT	CTCCTTTTTT	TTTGCAAATA	GCTTCACCTA	TATAATACTT
3151	CATCCATTTT	ATTAGTACAT	CCATTTAGGG	TTTAGGGTTA	ATGGTTTTTA
3201	TAGACTAATT	TTTTTAGTAC	ATCTATTTTA	TTCTATTTTA	GCCTCTAAAT
3251	TAAGAAAAC	AAAACCTCTAT	TTTAGTTTTT	TTATTTAATA	ATTTAGATAT
3301	AAAATAGAAT	AAAATAAAGT	GACTAAAAAT	TAAACAAATA	CCCTTTAAGA
3351	AATTAATAAA	ACTAAGGAAA	CATTTTTCTT	GTTTCGAGTA	GATAATGCCA
3401	GCCTGTAAA	CGCCGTCGAC	GAGTCTAACG	GACACCAACC	AGCGAACCAG
3451	CAGCGTCGCG	TCGGGCCAAG	CGAAGCAGAC	GGCACGGCAT	CTCTGTGCGT
3501	GCCTCTGGAC	CCCTCTCGAG	AGTTCCGCTC	CACCGTTGGA	CTTGCTCCGC
3551	TGTCGGCATC	CAGAAATGCG	GTGGCGGAGC	GGCAGACGTG	AGCCGGCACC
3601	GCAGGCGGCC	TCCTCCTCCT	CTCACGGCAC	CGGCAGCTAC	GGGGGATTCC
3651	TTTCCCACCG	CTCCTTCGCT	TTCCCTTCCT	CGCCCGCCGT	AATAAATAGA
3701	CACCCCTCC	ACACCCTCTT	TCCCAACCT	CGTGTGTTC	GGAGCGCACA
3751	CACACACAAC	CAGATCTCCC	CCAAATCCAC	CCGTCGGCAC	CTCCGCTTCA
3801	AGGTACGCCG	CTCGTCCCTC	CCCCCCCCC	CTCTCTACCT	TCTCTAGATC
3851	GGCGTTCGGG	TCCATGGTTA	GGGCCCGGTA	GTTCTACTTC	TGTTTATGTT
3901	TG/TGTTAGAT	CCGTGTTTGT	GTTAGATCCG	TGCTGCTAGC	GTTCTGTACAC
3951	GGATGCGACC	TGTACGTCAG	ACACGTTCTG	ATTGCTAACT	TGCCAGTGT
4001	TCTCTTTGGG	GAATCCTGGG	ATGGCTCTAG	CCGTTCCGCA	GACGGGATCG
4051	ATTTTATGAT	TTTTTTTGGT	TCGTTGCATA	GGGTTTGGTT	TGCCCTTTTC
4101	CTTTATTTCA	ATATATGCCG	TGCACTTGT	TGTCGGGTCA	TCTTTTCATG
4151	CTTTTTTTTG	TCTTGGTTGT	GATGATGTGG	TCTGGTTGGG	CGGTCTTCT
4201	AGATCGGAGT	AGAATTCTGT	TTCAAACCTAC	CTGGTGGATT	TATTAATTTT
4251	GGATCTGTAT	GTGTGTGCCA	TACATATTCA	TAGTTACGAA	TTGAAGATGA
4301	TGGATGGAAA	TATCGATCTA	GGATAGGTAT	ACATGTTGAT	GCGGGTTTTA
4351	CTGATGCATA	TACAGAGATG	CTTTTTGTTC	GCTTGGTTGT	GATGATGTGG
4401	TGTGGTTGGG	CGGTCGTTCA	TTCTGTTCTAG	ATCGGAGTAG	AATACTGTTT
4451	CAAACCTACCT	GGTGTATTTA	TTAATTTTGG	AACTGTATGT	GTGTGTCATA
4501	CATCTTCATA	GTTACGAGTT	TAAGATGGAT	GGAAATATCG	ATGTAGGATA
4551	GGTATACATG	TTGATGTGGG	TTTTACTGAT	GCATATACAT	GATGGCATAT
4601	GCAGCATCTA	TTCATATGCT	CTAACCTTGA	GTACCTATCT	ATTATAATAA
4651	ACAAGTATGT	TTTATAATTA	TTTTGATCTT	GATATACTTG	GATGATGGCA
4701	TATGCAGCAG	CTATATGTGG	ATTTTTTTAG	CCCTGCCTTC	ATACGCTATT
4751	TATTTGCTTG	GTAAGTGTTC	TTTTGTGAT	GCTCACCTTG	TTGTTTGGTG
4801	TTACTTCTGC	AGGTCGACTC	TAGAGGATCC	ACACGACACC	ATGTCCGCCC
4851	GCGAGGTGCA	CATCGACGTG	AACAACAAGA	CCGGCCACAC	CCTCCAGCTG
4901	GAGGACAAGA	CCAAGCTCGA	CGGCGGCAGG	TGGCGCACCT	CCCCGACCAA
4951	CGTGGCCAAC	GACCAGATCA	AGACCTTCGT	GGCCGAATCC	AACGGCTTCA
5001	TGACCGGCAC	CGAGGGCACC	ATCTACTACT	CAATTAATGG	CGAGGCCGAG
5051	ATCAGCCTCT	ACTTCGACAA	CCCGPTCGCC	GGCTCCAACA	AATACGACGG
5101	CCACTCCAAC	AAGTCCCAGT	ACGAGATCAT	CACCCAGGGC	GGCTCCGGCA
5151	ACCAGTCCCA	CGTGACCTAC	ACCATCCAGA	CCACCTCCTC	CCGCTACGGC
5201	CACAAGTCCT	GAGTCATGAG	TCATGAGTCA	GTTAAGCTAG	ACTTGTCCAT
5251	CTTCTGGATT	GGCCAACCTA	ATTAATGTAT	GAAATAAAG	GATGCACACA
5301	TAGTGACATG	CTAATCACTA	TAATGTGGGC	ATCAAAGTTG	TGTGTTATGT
5351	GTAATTAATA	GTTATCTGAA	TAAAGAGAAA	AGAGATCATC	CATATTTCTT
5401	ATCCTAAATG	AATGTCACGT	GTCTTTATAA	TTCTTTGATG	AACCAGATGC

Figure 1 continued

5451	ATTCATTAA	CCAAATCCAT	ATACATATAA	ATATTAATCA	TATATAATTA
5501	ATATCAATTG	GGTTAGCAA	ACAAATCTAG	TCTAGGTGTG	TTTTGCGAAT
5551	GCGGCCGCGG	ACCGAATTGG	GGATCTGCAT	GAAAGAACT	GTCGCACTGC
5601	TGAACCGCAC	CTTGTCACCT	TCATCGAACA	CGACCTGTGC	CCAAGATGAC
5651	GGTGCTGCGG	TCTAAGTGAG	GCTGAATTGC	CTTGGACAGA	AGCGGACTCC
5701	CTACAATTAG	TTAGGCCAAA	CGGTGCATCC	ATGTGTAGCT	CCGGGCTCGG
5751	GCTGTATCGC	CATCTGCAAT	AGCATCCATG	GAGCTCGTTC	CATGTAGTTG
5801	GAGATGAACC	AATGATCGGG	CGTGTGGACG	TATGTTCCCTG	TGTACTCCGA
5851	TAGTAGAGTA	CGTGTAGCT	CTTTCATGGT	GCAAGTGAAA	TTTGTGTTGG
5901	TTTAATTACC	CCTACGTTAG	TTGCGGGACA	GGAGACACAT	CATGAATTTA
5951	AAGGCGATGA	TGTCCTCTCC	TGTAATGTTA	TTCTTTTGAT	GTGATGAATC
6001	AAAATGTCAT	ATAAAACATT	TGTTGCTCTT	TAGTTAGGCC	TGATCGTAGA
6051	ACGAAATGCT	CGTGTAGCGG	GGCTACGAGC	CTATGACGCA	ATAACACTGG
6101	TTTGCCGGCC	CGGAGTCGCT	TGACAAAAAA	AAGCATGTTA	AGTTTATTTA
6151	CAATTCAAAA	CCTAACATAT	TATATTCCCT	CAAAGCAGGT	TCACGATCAC
6201	ACCTGTACCT	AAAAAAAACA	TGAAGAATAT	ATTACTCCAT	TATTATGAGA
6251	TGAACCACTT	GGCAAGAGTG	GTAAGCTATA	TAAAAAATG	AACATTATTA
6301	CGAGATGTTA	TATGCCATTA	TATTGATTCG	AAGATATATG	TTTCTTTCTC
6351	CCACGGGCAC	CTAACGGATA	CATGATAAGG	CCAAGGCAGA	TCACGGGAAA
6401	TTATTCGAAT	ACATGTTACG	CCCTATTGCC	GGAAAAAAA	TGCAGGGCAG
6451	GTGTTGGCCG	TAGCGATTTA	AGCACTTAAG	CTGGAGGTTG	CCACACTTGG
6501	ATGCAAGCGT	CTGACCCTTC	TAAAACATCG	GCGGCTTTGT	CCGTATCCGT
6551	ATCCCCTATC	CGACATCTAG	CTGGCCACAC	GACGGGGCTG	GGCAGATCGT
6601	GGATGCCGGG	TGACGTCGA	TCGTCAGCCA	TCATAGACCA	ATCGACCATC
6651	TGTTATGGAT	GCTTGCTAGC	TAGACTAGTC	AGACATAAAA	TTTGGATACT
6701	TTCTCCCAAC	TGGGAGACGG	GGACTGATGT	GCAGCTGCAC	GTGAGCTAAA
6751	TTTTTCCCTA	TAAATATGCA	TGAAATACTG	CATTATCTTG	CCACAGCCAC
6801	TGCCACAGCC	AGATAACAAG	TGCAGCTGGT	AGCACGCAAC	GCATAGCTCT
6851	GGACTTGTAG	CTAGGTAGCC	AACCGGATCC	ACACGACACC	ATGCTCGACA
6901	CCAACAAGGT	GTACGAGATC	AGCAACCACG	CCAACGGCCT	CTACGCCGCC
6951	ACCTACCTCT	CCCTCGACGA	CTCCGGCGTG	TCCCTCATGA	ACAAGAACGA
7001	CGACGACATC	GACGACTACA	ACCTCAAGTG	GTTCCCTCTC	CCGATCGACG
7051	ACGACCAGTA	CATCATCACC	TCCTACGCCG	CCAACRACTG	CAAGGTGTGG
7101	AACGTGAACA	ACGACAAGAT	TAATGTGTCA	ACCTACTCCT	CCACCAACTC
7151	CATCCAGAAG	TGGCAGATCA	AGGCCAACGG	CTCCTCCTAC	GTGATCCAGT
7201	CCGACAACGG	CAAGGTGCTC	ACCGCCGGCA	CCGGCCAGGC	CCTCGGCCTC
7251	ATCCGCCTCA	CCGACGAGTC	CTCCAACAAC	CCGAACCAGC	AATGGAACCT
7301	GAGGTCCGTG	CAGACCATCC	AGCTCCCGCA	GAAGCCGATC	ATCGACACCA
7351	AGCTCAAGGA	CTACCCGAAG	TACTCCCCGA	CCGGCAACAT	CGACAACGGC
7401	ACCTCCCCGC	AGCTCATGGG	CTGGACCCTC	GTGCCGTGCA	TCATGGTGAA
7451	CGACCCGAAC	ATCGACAAGA	ACACCCAGAT	CAAGACCACC	CCGTACTACA
7501	TCCTCAAGAA	GTACCAGTAC	TGGCAGAGGG	CCGTGGGCTC	CAACGTGCGG
7551	CTCCGCCCGC	ACGAGAAGAA	GTCCTACACC	TACGAGTGGG	GCACCGAGAT
7601	CGACCAGAAG	ACCACCATCA	TCAACACCCT	CGGCTTCCAG	ATCAACATCG
7651	ACAGCGGCAT	GAAGTTCGAC	ATCCCGGAGG	TGGGCGGCGG	TACCGACGAG
7701	ATCAAGACCC	AGCTCAACGA	GGAGCTCAAG	ATCGAGTATT	CACATGAGAC
7751	GAAGATCATG	GAGAAGTACC	AGGAGCAGTC	CGAGATCGAC	AACCCGACCG
7801	ACCAGTCCAT	GAACTCCATC	GGCTTCTCTA	CCATCACCTC	CCTGGAGCTC
7851	TACCGCTACA	ACGGCTCCGA	GATCCGCATC	ATGCAGATCC	AGACCTCCGA
7901	CAACGACACC	TACAACGTGA	CCTCCTACCC	GAACCACCAG	CAGGCCCTGC
7951	TGCTGCTGAC	CAACCACTCC	TACGAGGAGG	TGGAGGAGAT	CACCAACATC
8001	CCGAAGTCCA	CCCTCAAGAA	GCTCAAGAAG	TACTACTTCT	GAGTCATGAG
8051	TCATGAGTCA	GTTAACCTAG	ACTTGTCCAT	CTTCTGGATT	GGCCAACTTA
8101	ATTAATGTAT	GAAATAAAG	GATGCACACA	TAGTGACATG	CTAATCACTA
8151	TAATGTGGGC	ATCAAAGTGG	TGTGTTATGT	GTAATTAATA	GTTATCTGAA
8201	TAAAAGAGAA	AGAGATCATC	CATATTTCTT	ATCCTAAATG	AATGTCACGT
8251	GTCTTTATAA	TTCTTTGATG	AACCAGATGC	ATTCATTAA	CCAAATCCAT
8301	ATACATATAA	ATATTAATCA	TATATAATTA	ATATCAATTG	GGTTAGCAA

Figure 1 continued

8351 ACAAATCTAG TCTAGGTGTG TTTTGC GAAT TCCCATGAG TCAAAGATTC
8401 AAATAGAGGA CCTAACAGAA CTCGCCGTAA AGACTGECGA ACAGTTCATA
8451 CAGAGTCTCT TACGACTCAA TGACAAGAAG AAAATCTTCG TCAACATGGT
8501 GGAGCACGAC ACGCTTGTCT ACTCCAAAA TATCAAAGAT ACAGTCTCAG
8551 AAGACCAAAG GGCAATTGAG ACTTTTCAAC AAAGGGTAAT ATCCGGAAAC
8601 CTCCTCGGAT TCCATTGCCC AGCTATCTGT CACTTTATTG TGAAGATAGT
8651 GGAAAAGGAA GGTGGCTCCT ACAAATGCCA TCATTGCGAT AAAGGAAAGG
8701 CCATCGTTGA AGATGCCTCT GCCGACAGTG GTCCCAAAGA TGGACCCCCA
8751 CCCACGAGGA GCATCGTGGG AAAAGAAGAC GTTCCAACCA CGTCTTCAA
8801 GCAAGTGGAT TGATGTGATA TCTCCACTGA CGTAAGGGAT GACGCACAAT
8851 CCCACTATCC TTCGCAAGAC CCTTCTCTA TATAAGGAAG TTCATTTTCA
8901 TTGGAGAGGA CAGGGTACCC GGGGATCCAC CATGTCTCCG GAGAGGAGAC
8951 CAGTTGAGAT TAGGCCAGCT ACAGCAGCTG ATATGGCCGC GGTTTGTGAT
9001 ATCGTTAACC ATTACATTGA GACGTCTACA GTGAACITTA GGACAGAGCC
9051 ACAAACACCA CAAGAGTGGG TTGATGATCT AGAGAGGTTG CAAGATAGAT
9101 ACCCTTGGTT GGTGCTGAG GTTGAGGGTG TTGTGGCTGG TATTGCTTAC
9151 GCTGGGCCCT GGAAGGCTAG GAACGCTTAC GATTGGACAG TTGAGAGTAC
9201 TGTTTACGTG TCACATAGGC ATCAAAGGTT GGGCCTAGGA TCCACATTGT
9251 ACACACATTT GCTTAAGTCT ATGGAGGCGC AAGGTTTAA GTCTGTGGTT
9301 GCTGTTATAG GCCFTCCAAA CGATCCATCT GTTAGGTTGC ATGAGGCTTT
9351 GGGATACACA GCCCGGGGTA CATTGCGCGC AGCTGGATAC AAGCATGGTG
9401 GATGGCATGA TGTGTTTTT TGGCAAAGGG ATTTTGAGTT GCCAGCTCCT
9451 CCAAGGCCAG TTAGGCCAGT TACCCAGATC TGAGTCEACC TGCAGGCATG
9501 CCCGCTGAAA TCACCAGTCT CTCTCTACAA ATCTATCTCT CTCTATAATA
9551 ATGTGTGAGT AGTTCACAGA TAAGGGAATT AGGGTTCTTA TAGGGTTTCG
9601 CTCATGTGTT GAGCATATAA GAAACCCTTA GTATGTATTT GTATTTGTAA
9651 AATACTTCTA TCAATAAAAT TTCTAATTCC TAAAACCAA ATCCAGGGCG
9701 AGCTCGGTAC CCGGGGATCC TCTAGAGTCG ACCTGCAGGC ATGCCCGCGG
9751 ATATCGATGG GCCCGGCCG AAGCTTCGGT CCGGGCCATC GTGGCCTCTT
9801 GCTCTTCAGG ATGAAGAGCT ATGTTTAAAC GTGCAAGCGC TCAATTCGCC
9851 CTATAGTGAG TCGTATTACA ATCGTACGCA ATTCAGTACA TTA AAAACGT
9901 CCGCAATGTG TTATTAAGTT GTCTAAGCGT CAATTTTCC CTCTATGGT
9951 CCCGTTTGT TATCCTCTAA ATTATATAAT CCAGCTTAAA TAAGTTAAGA
10001 GACAAACAAA CAACACAGAT TATTAATAG ATTATGTAAT CTAGATACCT
10051 AGATTATGTA ATCCATAAGT AGAATATCAG GTGCTTATAT AATCTATGAG
10101 CTCGATTATA TAATCTTAAA AGAAAACAAA CAGAGCCCTT ATAAAAGGG
10151 GTCAAGTGGG CACTTGGTCA CTCATTTAAT CCCTCCCTCT CCTCTTTTAT
10201 CCCTCTTTTT GGTGATTCA CCAATAGTGG TGTGCACCTG TGATTGGCTC
10251 GTAAAATTC TTGGACGGAT GGAAGAGTGA AGAGATAAGC AAGTCAAAGA
10301 AAAGTAACAA CGAAGCTTCA TCAGCTACAA ATTTGGCCC AACTGGTTGC
10351 ACCAGCACCA AACTTACGTA TACATGATTA TCTCTGTTTC CCTCATTTCC
10401 AAGAAAAAAA CGGTTTTCAA AACCCACTGC TTTCAGGAGT AAAAAAGAT
10451 AATAATCTGA AACATTGCTT CCACCTTGGC CTTATTTGG TTACGTTGCA
10501 ATTCACCCA ATCCACATGT GGATTGAGAT GGATTGCAGT GTAGCTAGAC
10551 AAACCCTTAG GCCCTGTTG CATAGGAATA CACCAGGAAT TATTCCAGCT
10601 AATCAAAT TATATAAATG AGAGAAACAA TTCGGATAGG AATTGTTCCA
10651 GGACTTCATT CTGCAGTAAC CGAACGGCCC CTTAATCCAC CCCAATACAC
10701 GTGGATTGGA GTGGATTGAG GTACAGCCAA ACAAGGCTTA AGTGCAGATC
10751 AATAAATCA CCCGTCATAT TCTTCTACCT ACAAAPACAG CAATAAACAC
10801 CTGAATGAAG TTCTAATTG CACAGTGTAG GTAGGATGAA AATAGTTACC
10851 TCCTCATGGT CAGTAACTCT TGGCACACAA CTTACATGT AATCGATGTA
10901 CCACTTGGCT CTTGCCTGAA ACCCAATACA TCTTTAGCAT AAGAATAATA
10951 TTATGATGGC AAGGCATGAT CACCAGCACT CTTTATTGT TTAGTAAGTC
11001 TATCACTCCC CAAAACAATT CAAATGAACA GAGATGCATT GCCCCAATG
11051 AATTCTATTT CAATTAGCCG GAAATTTCTA CTTCACTAGA AGCATCCAA
11101 TTGCCAGCAT CCCTACTAGA CTGACCATGA CCAGGCTGCC GCAGATGCCT
11151 CTTTTCTGT CCTCTCTCT TTGCCTGAG TTTCTCTTCA AGATCCCTCA
11201 CCCACGTCT CTTATACATC TAAAGCTAA CATGTCTCTC CTCCGCCATC

Figure 1 continued

11251 TTCCTAACCT TCTCAGTAAT CTCAGCAGCA ATCTGACGGT TGTACAACCT
11301 CTTCAGCCCC TTCATCAACT TTGCAAATGT GTCAGGCTGT GGCATCAGTC
11351 CTGCCTCTAG CATGTCTAAG CAATACAGGC AGGCCTCCTT GACATGTTTC
11401 TTCGCAAACA GTGCATGAAT CCAGATAGTC CATGCACTCA CATTGAGCTC
11451 ACAGCCTTTG CTCACAATAC ATTTCCAAAC ATCGTTTGCA AGCTCAAGTT
11501 TCTCATCTCT GACCAACGCA TTGAGGAGGT CCTTCAGCAC CCCATATTGC
11551 GGTACCACAA AGAGCCCCCT CCCAACCATG TCTTTAAAAT AACTACATGC
11601 CTCAATCAGC AAACCCTGCC CAACAAGGCC ACTCACCACG ATAGCAAATG
11651 TATCGACCAC AGGACTGAGC CCAGCACTTT CCATCTCATT CCACAATGTC
11701 ATGGCTTGCT TGGTCTCCCC AAGCCTGCAG GCCAACCGAA TCACCACATT
11751 GTATATCTTG AGATCTGGTG GACACCGGCA CTCCCGCATC CTCTCCATCA
11801 GCTCCAAGCA CTCCTCAAGC TGCTCETTCT TCTCGTGTGC TACAAAGAAA
11851 CCATGGTACA CGGCAGCGTC CACCCGCAGG CCATCCCTCG ACATAGCATC
11901 CAAGAACTCG TACCCCTGGG AT

Figure 2

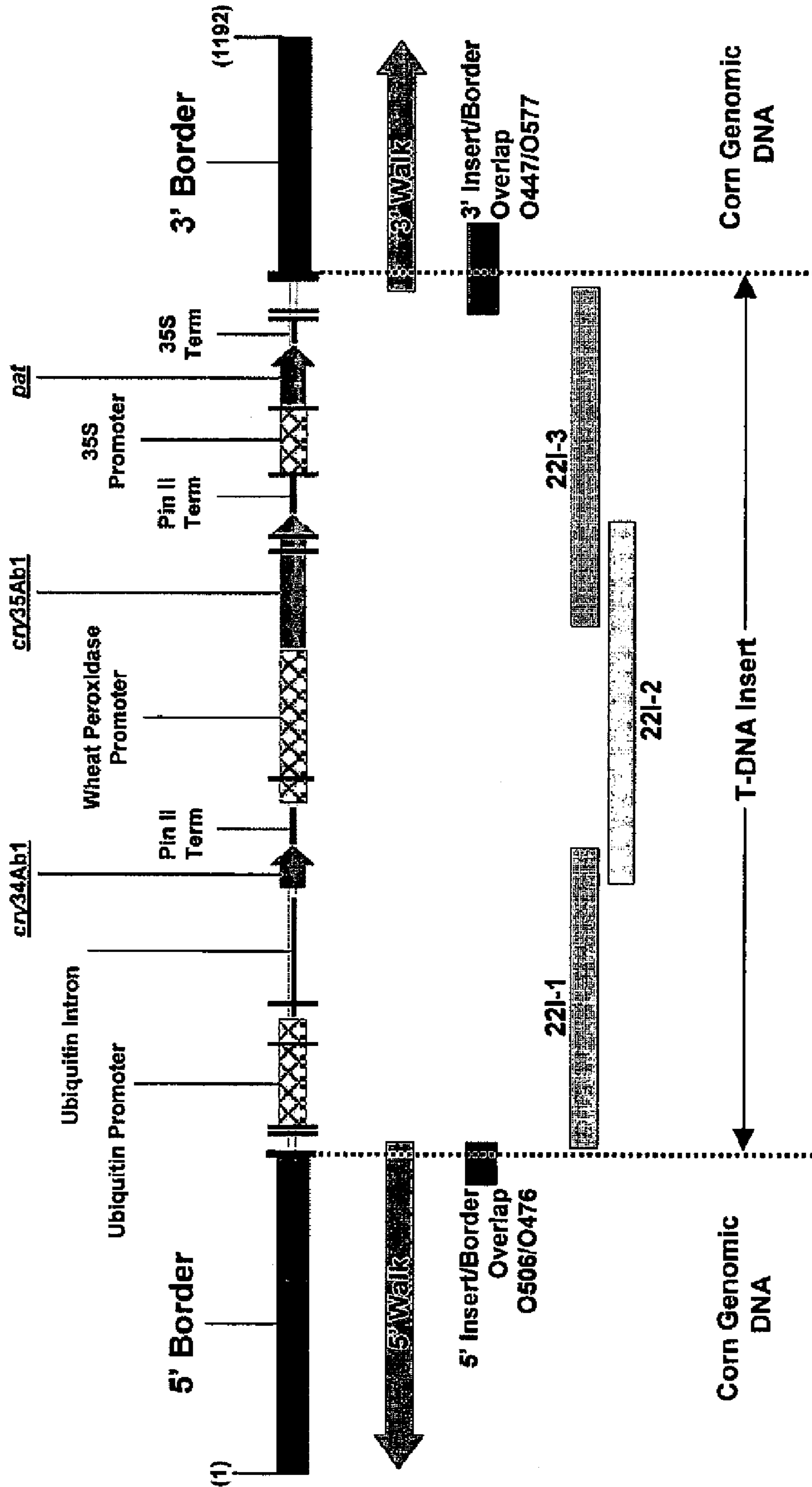
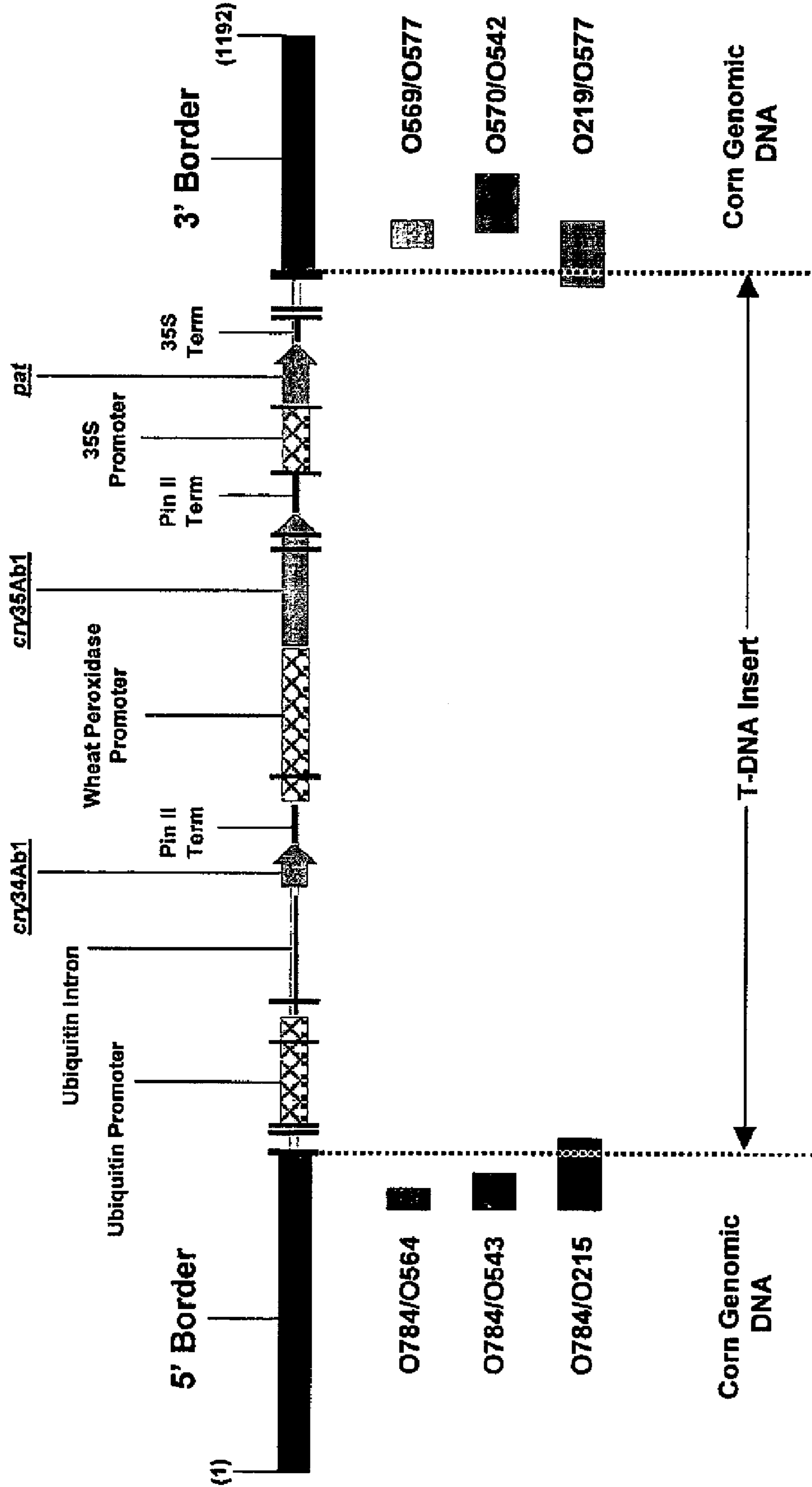


Figure 3



CORN EVENT DAS-59122-7 AND METHODS FOR DETECTION THEREOF

Matter enclosed in heavy brackets [] appears in the original patent but forms no part of this reissue specification; matter printed in italics indicates the additions made by reissue.

CROSS-REFERENCE TO RELATED APPLICATIONS

This application claims the benefit of U.S. Provisional Application Ser. No. 60/614,225, filed Sep. 29, 2004, the content of which is herein incorporated by reference in its entirety.

FIELD OF INVENTION

Embodiments of the present invention relate to the field of plant molecular biology, specifically an embodiment of the invention relates to a DNA construct for conferring insect resistance to a plant. Embodiments of the invention more specifically relate to an insect resistant corn plant DAS-59122-7 and to assays for detecting the presence of corn plant DAS-59122-7 DNA in a sample and compositions thereof.

BACKGROUND OF INVENTION

An embodiment of this invention relates to the insect resistant corn (*Zea mays*) plant DAS-59122-7, also referred to as maize line DAS-59122-7 or maize event DAS-59122-7, and to the DNA plant expression construct of corn plant DAS-59122-7 and the detection of the transgene/flanking insertion region in corn plant DAS-59122-7 and progeny thereof.

Corn is an important crop and is a primary food source in many areas of the world. Damage caused by insect pests is a major factor in the loss of the world's corn crops, despite the use of protective measures such as chemical pesticides. In view of this, insect resistance has been genetically engineered into crops such as corn in order to control insect damage and to reduce the need for traditional chemical pesticides. One group of genes which have been utilized for the production of transgenic insect resistant crops are the delta-endotoxins from *Bacillus thuringiensis* (B.t.). Delta-endotoxins have been successfully expressed in crop plants such as cotton, potatoes, rice, sunflower, as well as corn, and have proven to provide excellent control over insect pests. (Perlak, F. J et al. (1990) *Bio/Technology* 8, 939-943; Perlak, F. J. et al. (1993) *Plant Mol. Biol.* 22: 313-321; Fujimoto H. et al. (1993) *Bio/Technology* 11: 1151-1155; Tu et al. (2000) *Nature Biotechnology* 18:1101-1104; PCT publication number WO 01/13731; and Bing J W et al. (2000) *Efficacy of Cry1F Transgenic Maize*, 14th Biennial International Plant Resistance to Insects Workshop, Fort Collins, Colo.).

The expression of foreign genes in plants is known to be influenced by their location in the plant genome, perhaps due to chromatin structure (e.g., heterochromatin) or the proximity of transcriptional regulatory elements (e.g., enhancers) close to the integration site (Weising et al., *Ann. Rev. Genet* 22:421-477, 1988). At the same time the presence of the transgene at different locations in the genome will influence the overall phenotype of the plant in different ways. For this reason, it is often necessary to screen a large number of events in order to identify an event characterized by optimal expression of an introduced gene of interest. For example, it has been observed in plants and in other organisms that there may

be a wide variation in levels of expression of an introduced gene among events. There may also be differences in spatial or temporal patterns of expression, for example, differences in the relative expression of a transgene in various plant tissues, that may not correspond to the patterns expected from transcriptional regulatory elements present in the introduced gene construct. For this reason, it is common to produce hundreds to thousands of different events and screen those events for a single event that has desired transgene expression levels and patterns for commercial purposes. An event that has desired levels or patterns of transgene expression is useful for introgressing the transgene into other genetic backgrounds by sexual outcrossing using conventional breeding methods. Progeny of such crosses maintain the transgene expression characteristics of the original transformant. This strategy is used to ensure reliable gene expression in a number of varieties that are well adapted to local growing conditions.

It would be advantageous to be able to detect the presence of a particular event in order to determine whether progeny of a sexual cross contain a transgene of interest. In addition, a method for detecting a particular event would be helpful for complying with regulations requiring the pre-market approval and labeling of foods derived from recombinant crop plants, for example, or for use in environmental monitoring, monitoring traits in crops in the field, or monitoring products derived from a crop harvest, as well as for use in ensuring compliance of parties subject to regulatory or contractual terms.

It is possible to detect the presence of a transgene by any nucleic acid detection method known in the art including, but not limited to, the polymerase chain reaction (PCR) or DNA hybridization using nucleic acid probes. These detection methods generally focus on frequently used genetic elements, such as promoters, terminators, marker genes, etc., because for many DNA constructs, the coding region is interchangeable. As a result, such methods may not be useful for discriminating between different events, particularly those produced using the same DNA construct or very similar constructs unless the DNA sequence of the flanking DNA adjacent to the inserted heterologous DNA is known. For example, an event-specific PCR assay is described in U.S. Pat. No. 6,395,485 for the detection of elite event GAT-ZM1. Accordingly, it would be desirable to have a simple and discriminative method for the identification of event DAS-59122-7.

SUMMARY OF INVENTION

Embodiments of this invention relate to methods for producing and selecting an insect resistant monocot crop plant. More specifically, a DNA construct is provided that when expressed in plant cells and plants confers resistance to insects. According to one aspect of the invention, a DNA construct, capable of introduction into and replication in a host cell, is provided that when expressed in plant cells and plants confers insect resistance to the plant cells and plants. The DNA construct is comprised of a DNA molecule named PHI17662A and it includes three (3) transgene expression cassettes. The first expression cassette comprises a DNA molecule which includes the promoter, 5' untranslated exon, and first intron of the maize ubiquitin (Ubi-1) gene (Christensen et al. (1992) *Plant Mol. Biol.* 18:675-689 and Christensen and Quail (1996) *Transgenic Res.* 5:213-218) operably connected to a DNA molecule encoding a B.t. δ -endotoxin identified as Cry34Ab1 (U.S. Pat. Nos. 6,127,180, 6,624,145 and 6,340,593) operably connected to a DNA molecule comprising a Pin II transcriptional terminator isolated from potato (Gyheung An et al. (1989) *Plant Cell.* 1:115-122). The second

transgene expression cassette of the DNA construct comprises a DNA molecule encoding the wheat peroxidase promoter (Hertig et al. (1991) *Plant Mol. Biol.* 16:171-174) operably connected to a DNA molecule encoding a B.t. δ -endotoxin identified as Cry35Ab1 (U.S. Pat. Nos. 6,083,499, 6,548,291 and 6,340,593) operably connected to a DNA molecule comprising a Pin II transcriptional terminator isolated from potato (Gyheung An et al. (1989) *Plant Cell.* 1:115-122). The third transgene expression cassette of the DNA construct comprises a DNA molecule of the cauliflower mosaic virus (CaMV) 35S promoter (Odell J. T. et al. (1985) *Nature* 313: 810-812; Mitsuhashi et al. (1996) *Plant Cell Physiol.* 37: 49-59) operably connected to a DNA molecule encoding a phosphinothricin acetyltransferase (PAT) gene (Wohlleben W. et al. (1988) *Gene* 70: 25-37) operably connected to a DNA molecule comprising a 3' transcriptional terminator from (CaMV) 35S (see Mitsuhashi et al. (1996) *Plant Cell Physiol.* 37: 49-59). Plants containing the DNA construct are also provided.

According to another embodiment of the invention, compositions and methods are provided for identifying a novel corn plant designated DAS-59122-7, which methods are based on primers or probes which specifically recognize the 5' and/or 3' flanking sequence of DAS-59122-7. DNA molecules are provided that comprise primer sequences that when utilized in a PCR reaction will produce amplicons unique to the transgenic event DAS-59122-7. These molecules may be selected from the group consisting of:

(SEQ ID NO: 1)
5' -GTGGCTCCTTCAACGTTGCGGTTCTGTGTC-3' ;

(SEQ ID NO: 2)
5' -CGTGCAAGCGCTCAATTCGCCCTATAGTG-3' ;

(SEQ ID NO: 3)
5' -AATTGAGCGCTTGACGTTTT-3' ;

(SEQ ID NO: 4)
5' -AACACAAGACCGGCCACACCCTC-3' ;

(SEQ ID NO: 5)
5' -GAGGTGGTCTGGATGGTGTAGGTCA-3' ;

(SEQ ID NO: 6)
5' -TACAACCTCAAGTGGTTCTCTTCCCGA-3' ;

(SEQ ID NO: 7)
5' -GAGGTCTGGATCTGCATGATGCGGA-3' ;

(SEQ ID NO: 8)
5' -AACCCCTTAGTATGTATTTGTATT-3' ;

(SEQ ID NO: 9)
5' -CTCCTTCAACGTTGCGGTTCTGTGTCAG-3' ;

(SEQ ID NO: 10)
5' -TTTTGCAAAGCGAACGATTCAGATG-3' ;

(SEQ ID NO: 11)
5' -GCGGGACAAGCCGTTTTACGTTT-3' ;

(SEQ ID NO: 12)
5' -GACGGGTGATTTATTTGATCTGCAC-3' ;

(SEQ ID NO: 13)
5' -CATCTGAATCGTTTCGCTTTGCAAAA-3' ;

(SEQ ID NO: 14)
5' -CTACGTTCCAATGGAGCTCGACTGTC-3' ;

(SEQ ID NO: 15)
5' -GGTCAAGTGGACACTTGGTCACTCA-3' ;

-continued

(SEQ ID NO: 16)
5' -GAGTGAAGAGATAAGCAAGTCAAAG-3' ;

(SEQ ID NO: 17)
5' -CATGTATACGTAAGTTTGGTGCTGG-3' ;

(SEQ ID NO: 18)
5' -AATCCACAAGATTGGAGCAAACGAC-3' ;

(SEQ ID NO: 36)
5' -CGTATTACAATCGTACGCAATTCAG-3' ;

(SEQ ID NO: 37)
5' -GGATAAACAAACGGGACCATAGAAG-3' ;

and complements thereof. The corn plant and seed comprising these molecules is an embodiment of this invention. Further, kits utilizing these primer sequences for the identification of the DAS-59122-7 event are provided.

An additional embodiment of the invention relates to the specific flanking sequences of DAS-59122-7 described herein, which can be used to develop specific identification methods for DAS-59122-7 in biological samples. More particularly, the invention relates to the 5' and/or 3' flanking regions of DAS-59122-7, SEQ ID NO: 19, 5' flanking and SEQ ID NO: 20, 3' flanking, respectively, which can be used for the development of specific primers and probes. A further embodiment of the invention relates to identification methods for the presence of DAS-59122-7 in biological samples based on the use of such specific primers or probes.

According to another embodiment of the invention, methods of detecting the presence of DNA corresponding to the corn event DAS-59122-7 in a sample are provided. Such methods comprise: (a) contacting the sample comprising DNA with a DNA primer set, that when used in a nucleic acid amplification reaction with genomic DNA extracted from corn event DAS-59122-7 produces an amplicon that is diagnostic for corn event DAS-59122-7; (b) performing a nucleic acid amplification reaction, thereby producing the amplicon; and (c) detecting the amplicon.

DNA molecules that comprise the novel transgene/flanking insertion region, SEQ ID NO: 21, 5' flanking plus 1000 internal and SEQ ID NO: 22, 3' flanking plus 1000 internal and are homologous or complementary to SEQ ID NO: 21 and SEQ ID NO: 22 are an embodiment of this invention.

DNA sequences that comprise the novel transgene/flanking insertion region, SEQ ID NO: 21 are an embodiment of this invention. DNA sequences that comprise a sufficient length of polynucleotides of transgene insert sequence and a sufficient length of polynucleotides of maize genomic and/or flanking sequence from maize plant DAS-59122-7 of SEQ ID NO: 21 that are useful as primer sequences for the production of an amplicon product diagnostic for maize plant DAS-59122-7 are included.

In addition, DNA sequences that comprise the novel transgene/flanking insertion region, SEQ ID NO: 22 are provided. DNA sequences that comprise a sufficient length of polynucleotides of transgene insert sequence and a sufficient length of polynucleotides of maize genomic and/or flanking sequence from maize plant DAS-59122-7 of SEQ ID NO: 22 that are useful as primer sequences for the production of an amplicon product diagnostic for maize plant DAS-59122-7 are included.

According to another embodiment of the invention, the DNA sequences that comprise at least 11 or more nucleotides of the transgene portion of the DNA sequence of SEQ ID NO: 21 or complements thereof, and a similar length of 5' flanking maize DNA sequence of SEQ ID NO: 21 or complements thereof are useful as DNA primers in DNA amplification

methods. The amplicons produced using these primers are diagnostic for maize event DAS-59122-7. Therefore, embodiments of the invention also include the amplicons produced by DNA primers homologous or complementary to SEQ ID NO: 21.

According to another embodiment of the invention, the DNA sequences that comprise at least 11 or more nucleotides of the transgene portion of the DNA sequence of SEQ ID NO: 22 or complements thereof, and a similar length of 3' flanking maize DNA sequence of SEQ ID NO: 22 or complements thereof are useful as DNA primers in DNA amplification methods. The amplicons produced using these primers are diagnostic for maize event DAS-59122-7. Therefore, embodiments of the invention also include the amplicons produced by DNA primers homologous or complementary to SEQ ID NO: 22.

More specifically, a pair of DNA molecules comprising a DNA primer set, wherein the DNA molecules are identified as SEQ ID NO: 18 or complements thereof and SEQ ID NO: 1 or complements thereof; SEQ ID NO: 2 or complements thereof and SEQ ID NO: 17 or complements thereof; SEQ ID NO: 10 or complements thereof and SEQ ID NO: 9 or complements thereof; SEQ ID NO: 8 or complements thereof and SEQ ID NO: 17 or complements thereof; and SEQ ID NO: 36 or complements thereof and SEQ ID NO: 37 or complements thereof are embodiments of the invention.

Further embodiments of the invention include the amplicon comprising the DNA molecules of SEQ ID NO: 18 and SEQ ID NO: 1; the amplicon comprising the DNA molecules of SEQ ID NO: 2 and SEQ ID NO: 17; the amplicon comprising the DNA molecules of SEQ ID NO: 10 and SEQ ID NO: 9; the amplicon comprising the DNA molecules of SEQ ID NO: 8 and SEQ ID NO: 17; and the amplicon comprising the DNA molecules of SEQ ID NO: 36 and SEQ ID NO: 37.

Further embodiments of the invention include the following primers, which are useful in detecting or characterizing event DAS-59122-7: SEQ ID NO: 11 or complements thereof; SEQ ID NO: 5 or complements thereof; SEQ ID NO: 4 or complements thereof; SEQ ID NO: 7 or complements thereof; SEQ ID NO: 6 or complements thereof; SEQ ID NO: 3 or complements thereof; SEQ ID NO: 18 or complements thereof; SEQ ID NO: 14 or complements thereof; SEQ ID NO: 13 or complements thereof; SEQ ID NO: 15 or complements thereof; SEQ ID NO: 17 or complements thereof; SEQ ID NO: 16 or complements thereof; and SEQ ID NO: 12 or complements thereof. Further embodiments also include the amplicons produced by pairing any of the primers listed above.

According to another embodiment of the invention, methods of detecting the presence of a DNA molecule corresponding to the DAS-59122-7 event in a sample, such methods comprising: (a) contacting the sample comprising DNA extracted from a corn plant with a DNA probe, molecule that hybridizes under stringent hybridization conditions with DNA extracted from corn event DAS-59122-7 and does not hybridize under the stringent hybridization conditions with a control corn plant DNA; (b) subjecting the sample and probe to stringent hybridization conditions; and (c) detecting hybridization of the probe to the DNA. More specifically, a method for detecting the presence of a DNA molecule corresponding to the DAS-59122-7 event in a sample, such methods, consisting of (a) contacting the sample comprising DNA extracted from a corn plant with a DNA probe molecule that consists of sequences that are unique to the event, e.g. junction sequences, wherein said DNA probe molecule hybridizes under stringent hybridization conditions with DNA extracted from corn event DAS-59122-7 and does not hybridize under

the stringent hybridization conditions with a control corn plant DNA; (b) subjecting the sample and probe to stringent hybridization conditions; and (c) detecting hybridization of the probe to the DNA.

In addition, a kit and methods for identifying event DAS-59122-7 in a biological sample which detects a DAS-59122-7 specific region within SEQ ID NO: 23 are provided.

DNA molecules are provided that comprise at least one junction sequence of DAS-59122-7 selected from the group consisting of SEQ ID NO: 32, 33, 34, and 35 and complements thereof; wherein a junction sequence spans the junction between heterologous DNA inserted into the genome and the DNA from the corn cell flanking the insertion site, i.e. flanking DNA, and is diagnostic for the DAS-59122-7 event.

According to another embodiment of the invention, methods of producing an insect resistant corn plant that comprise the steps of: (a) sexually crossing a first parental corn line comprising the expression cassettes of the invention, which confers resistance to insects, and a second parental corn line that lacks insect resistance, thereby producing a plurality of progeny plants; and (b) selecting a progeny plant that is insect resistant. Such methods may optionally comprise the further step of back-crossing the progeny plant to the second parental corn line to producing a true-breeding corn plant that is insect resistant.

A further embodiment of the invention provides a method of producing a corn plant that is resistant to insects comprising transforming a corn cell with the DNA construct PHI17662A (SEQ ID NO: 24), growing the transformed corn cell into a corn plant, selecting the corn plant that shows resistance to insects, and further growing the corn plant into a fertile corn plant. The fertile corn plant can be self pollinated or crossed with compatible corn varieties to produce insect resistant progeny.

Another embodiment of the invention further relates to a DNA detection kit for identifying maize event DAS-59122-7 in biological samples. The kit comprises a first primer which specifically recognizes the 5' or 3' flanking region of DAS-59122-7, and a second primer which specifically recognizes a sequence within the foreign DNA of DAS-59122-7, or within the flanking DNA, for use in a PCR identification protocol. A further embodiment of the invention relates to a kit for identifying event DAS-59122-7 in biological samples, which kit comprises a specific probe having a sequence which corresponds or is complementary to, a sequence having between 80% and 100% sequence identity with a specific region of event DAS-59122-7. The sequence of the probe corresponds to a specific region comprising part of the 5' or 3' flanking region of event DAS-59122-7.

The methods and kits encompassed by the embodiments of the present invention can be used for different purposes such as, but not limited to the following: to identify event DAS-59122-7 in plants, plant material or in products such as, but not limited to, food or feed products (fresh or processed) comprising, or derived from plant material; additionally or alternatively, the methods and kits can be used to identify transgenic plant material for purposes of segregation between transgenic and non-transgenic material; additionally or alternatively, the methods and kits can be used to determine the quality of plant material comprising maize event DAS-59122-7. The kits may also contain the reagents and materials necessary for the performance of the detection method.

A further embodiment of this invention relates to the DAS-59122-7 corn plant or its parts, including, but not limited to, pollen, ovules, vegetative cells, the nuclei of pollen cells, and the nuclei of egg cells of the corn plant DAS-59122-7 and the progeny derived thereof. The corn plant and seed DAS-

59122-7 from which the DNA primer molecules provide a specific amplicon product is an embodiment of the invention.

The foregoing and other aspects of the invention will become more apparent from the following detailed description and accompanying drawing.

BRIEF DESCRIPTION OF THE DRAWINGS

FIG. 1. DNA sequence (SEQ ID NO: 23) showing the transgenic insert PHI17662A, as well as the sequences flanking the transgenic insert. The 5' and 3' border regions, bp 1 to bp2593 and bp 9937 to bp 11922, respectively, are underlined. Two nucleotide differences (bp 6526 and bp 6562) based on comparison to the transforming plasmid PHP17662 are noted in bold and underlined.

FIG. 2. Schematic diagram of the B.t. Cry34/35Ab1 event DAS-59122-7 insert region is divided into three separate sections; the 5' border region with corn genomic DNA, the intact T-DNA insert, and the 3' border region with corn genomic DNA. The two arrows beneath the diagram of the insert indicate the start and end points of the sequence derived from 5' and 3' genome walking fragments. Other boxes beneath the diagram of the insert represent PCR fragments that were amplified from genomic DNA of event DAS-59122-7 and sequenced to cover the intact T-DNA insert and the 5' and 3' insert/border junction regions.

FIG. 3. Schematic diagram of the B.t. Cry34/35Ab1 event DAS-59122-7 insert region is divided into three separate sections; the 5' border region with corn genomic DNA, the intact T-DNA insert, and the 3' border region with corn genomic DNA. Boxes beneath the diagram of the insert represent PCR fragments located in either the genomic border regions or across the 5' and 3' junction regions of the T-DNA insert with corn genomic DNA that were amplified from genomic DNA from event DAS-59122-7.

DETAILED DESCRIPTION

The following definitions and methods are provided to better define the present invention and to guide those of ordinary skill in the art in the practice of the present invention. Unless otherwise noted, terms are to be understood according to conventional usage by those of ordinary skill in the relevant art. Definitions of common terms in molecular biology may also be found in Rieger et al., *Glossary of Genetics: Classical and Molecular*, 5th edition, Springer-Verlag; New York, 1991; and Lewin, *Genes V*, Oxford University Press: New York, 1994. The nomenclature for DNA bases as set forth at 37 CFR §1.822 is used.

As used herein, the term “comprising” means “including but not limited to”.

As used herein, the term “corn” means *Zea mays* or maize and includes all plant varieties that can be bred with corn, including wild maize species.

As used herein, the term “DAS-59122-7 specific” refers to a nucleotide sequence which is suitable for discriminatively identifying event DAS-59122-7 in plants, plant material, or in products such as, but not limited to, food or feed products (fresh or processed) comprising, or derived from plant material.

As used herein, the terms “insect resistant” and “impacting insect pests” refers to effecting changes in insect feeding, growth, and/or behavior at any stage of development, including but not limited to: killing the insect; retarding growth; preventing reproductive capability; inhibiting feeding; and the like.

As used herein, the terms “pesticidal activity” and “insecticidal activity” are used synonymously to refer to activity of an organism or a substance (such as, for example, a protein) that can be measured by numerous parameters including, but not limited to, pest mortality, pest weight loss, pest attraction, pest repellency, and other behavioral and physical changes of a pest after feeding on and/or exposure to the organism or substance for an appropriate length of time. For example “pesticidal proteins” are proteins that display pesticidal activity by themselves or in combination with other proteins.

“Coding sequence” refers to a nucleotide sequence that codes for a specific amino acid sequence. As used herein, the terms “encoding” or “encoded” when used in the context of a specified nucleic acid mean that the nucleic acid comprises the requisite information to guide translation of the nucleotide sequence into a specified protein. The information by which a protein is encoded is specified by the use of codons. A nucleic acid encoding a protein may comprise non-translated sequences (e.g., introns) within translated regions of the nucleic acid or may lack such intervening non-translated sequences (e.g., as in cDNA).

“Gene” refers to a nucleic acid fragment that expresses a specific protein, including regulatory sequences preceding (5' non-coding sequences) and following (3' non-coding sequences) the coding sequence. “Native gene” refers to a gene as found in nature with its own regulatory sequences. “Chimeric gene” refers any gene that is not a native gene, comprising regulatory and coding sequences that are not found together in nature. Accordingly, a chimeric gene may comprise regulatory sequences and coding sequences that are derived from different sources, or regulatory sequences and coding sequences derived from the same source, but arranged in a manner different than that found in nature. “Endogenous gene” refers to a native gene in its natural location in the genome of an organism. “Foreign” refers to material not normally found in the location of interest. Thus “foreign DNA” may comprise both recombinant DNA as well as newly introduced, rearranged DNA of the plant. A “foreign” gene refers to a gene not normally found in the host organism, but that is introduced into the host organism by gene transfer. Foreign genes can comprise native genes inserted into a non-native organism, or chimeric genes. A “transgene” is a gene that has been introduced into the genome by a transformation procedure. The site in the plant genome where a recombinant DNA has been inserted may be referred to as the “insertion site” or “target site”.

As used herein, “insert DNA” refers to the heterologous DNA within the expression cassettes used to transform the plant material while “flanking DNA” can exist of either genomic DNA naturally present in an organism such as a plant, or foreign (heterologous) DNA introduced via the transformation process which is extraneous to the original insert DNA molecule, e.g. fragments associated with the transformation event. A “flanking region” or “flanking sequence” as used herein refers to a sequence of at least twenty (20) base pair, preferably at least fifty (50) base pair, and up to five thousand (5000) base pair which is located either immediately upstream of and contiguous with or immediately downstream of and contiguous with the original foreign insert DNA molecule. Transformation procedures leading to random integration of the foreign DNA will result in transformants containing different flanking regions characteristic and unique for each transformant. When recombinant DNA is introduced into a plant through traditional crossing, its flanking regions will generally not be changed. Transformants will also contain unique junctions between a piece of heterologous insert DNA and genomic DNA, or two

(2) pieces of genomic DNA, or two (2) pieces of heterologous DNA. A "junction" is a point where two (2) specific DNA fragments join. For example, a junction exists where insert DNA joins flanking DNA. A junction point also exists in a transformed organism where two (2) DNA fragments join together in a manner that is modified from that found in the native organism. "Junction DNA" refers to DNA that comprises a junction point.

As used herein, "heterologous" in reference to a nucleic acid is a nucleic acid that originates from a foreign species, or, if from the same species, is substantially modified from its native form in composition and/or genomic locus by deliberate human intervention. For example, a promoter operably linked to a heterologous nucleotide sequence can be from a species different from that from which the nucleotide sequence was derived, or, if from the same species, the promoter is not naturally found operably linked to the nucleotide sequence. A heterologous protein may originate from a foreign species, or, if from the same species, is substantially modified from its original form by deliberate human intervention.

"Regulatory sequences" refer to nucleotide sequences located upstream (5' non-coding sequences), within, or downstream (3' non-coding sequences) of a coding sequence, and which influence the transcription, RNA processing or stability, or translation of the associated coding sequence. Regulatory sequences may include promoters, translation leader sequences, introns, and polyadenylation recognition sequences.

"Promoter" refers to a nucleotide sequence capable of controlling the expression of a coding sequence or functional RNA. In general, a coding sequence is located 3' to a promoter sequence. The promoter sequence consists of proximal and more distal upstream elements, the latter elements are often referred to as enhancers. Accordingly, an "enhancer" is a nucleotide sequence that can stimulate promoter activity and may be an innate element of the promoter or a heterologous element inserted to enhance the level or tissue-specificity of a promoter. Promoters may be derived in their entirety from a native gene, or be composed of different elements derived from different promoters found in nature, or even comprise synthetic nucleotide segments. It is understood by those skilled in the art that different promoters may direct the expression of a gene in different tissues or cell types, or at different stages of development, or in response to different environmental conditions. Promoters that cause a nucleic acid fragment to be expressed in most cell types at most times are commonly referred to as "constitutive promoters". New promoters of various types useful in plant cells are constantly being discovered; numerous examples may be found in the compilation by Okamoto and Goldberg (1989) *Biochemistry of Plants* 15:1-82. It is further recognized that since in most cases the exact boundaries of regulatory sequences have not been completely defined, nucleic acid fragments of different lengths may have identical promoter activity.

The "translation leader sequence" refers to a nucleotide sequence located between the promoter sequence of a gene and the coding sequence. The translation leader sequence is present in the fully processed mRNA upstream of the translation start sequence. The translation leader sequence may affect numerous parameters including, processing of the primary transcript to mRNA, mRNA stability and/or translation efficiency. Examples of translation leader sequences have been described (Turner and Foster (1995) *Mol. Biotechnol.* 3:225-236).

The "3' non-coding sequences" refer to nucleotide sequences located downstream of a coding sequence and

include polyadenylation recognition sequences and other sequences encoding regulatory signals capable of affecting mRNA processing or gene expression. The polyadenylation signal is usually characterized by affecting the addition of polyadenylic acid tracts to the 3' end of the mRNA precursor. The use of different 3' non-coding sequences is exemplified by Ingelbrecht et al. (1989) *Plant Cell* 1:671-680.

A "protein" or "polypeptide" is a chain of amino acids arranged in a specific order determined by the coding sequence in a polynucleotide encoding the polypeptide.

A DNA construct is an assembly of DNA molecules linked together that provide one or more expression cassettes. The DNA construct may be a plasmid that is enabled for self replication in a bacterial cell and contains various endonuclease enzyme restriction sites that are useful for introducing DNA molecules that provide functional genetic elements, i.e., promoters, introns, leaders, coding sequences, 3' termination regions, among others; or a DNA construct may be a linear assembly of DNA molecules, such as an expression cassette.

The expression cassette contained within a DNA construct comprise the necessary genetic elements to provide transcription of a messenger RNA. The expression cassette can be designed to express in prokaryote cells or eukaryotic cells. Expression cassettes of the embodiments of the present invention are designed to express in plant cells.

The DNA molecules of embodiments of the invention are provided in expression cassettes for expression in an organism of interest. The cassette will include 5' and 3' regulatory sequences operably linked to a coding sequence. "Operably linked" means that the nucleic acid sequences being linked are contiguous and, where necessary to join two protein coding regions, contiguous and in the same reading frame. Operably linked is intended to indicate a functional linkage between a promoter and a second sequence, wherein the promoter sequence initiates and mediates transcription of the DNA sequence corresponding to the second sequence. The cassette may additionally contain at least one additional gene to be cotransformed into the organism. Alternatively, the additional gene(s) can be provided on multiple expression cassettes or multiple DNA constructs.

The expression cassette will include in the 5' to 3' direction of transcription: a transcriptional and translational initiation region, a coding region, and a transcriptional and translational termination region functional in the organism serving as a host. The transcriptional initiation region (i.e., the promoter) may be native or analogous, or foreign or heterologous to the host organism. Additionally, the promoter may be the natural sequence or alternatively a synthetic sequence. The expression cassettes may additionally contain 5' leader sequences in the expression cassette construct. Such leader sequences can act to enhance translation.

It is to be understood that as used herein the term "transgenic" includes any cell, cell line, callus, tissue, plant part, or plant, the genotype of which has been altered by the presence of a heterologous nucleic acid including those transgenics initially so altered as well as those created by sexual crosses or asexual propagation from the initial transgenic. The term "transgenic" as used herein does not encompass the alteration of the genome (chromosomal or extra-chromosomal) by conventional plant breeding methods or by naturally occurring events such as random cross-fertilization, non-recombinant viral infection, non-recombinant bacterial transformation, non-recombinant transposition, or spontaneous mutation.

A transgenic "event" is produced by transformation of plant cells with a heterologous DNA construct(s), including a nucleic acid expression cassette that comprises a transgene of interest, the regeneration of a population of plants resulting

from the insertion of the transgene into the genome of the plant, and selection of a particular plant characterized by insertion into a particular genome location. An event is characterized phenotypically by the expression of the transgene. At the genetic level, an event is part of the genetic makeup of a plant. The term "event" also refers to progeny produced by a sexual outcross between the transformant and another variety that include the heterologous DNA. Even after repeated back-crossing to a recurrent parent, the inserted DNA and flanking DNA from the transformed parent is present in the progeny of the cross at the same chromosomal location. The term "event" also refers to DNA from the original transformant comprising the inserted DNA and flanking sequence immediately adjacent to the inserted DNA that would be expected to be transferred to a progeny that receives inserted DNA including the transgene of interest as the result of a sexual cross of one parental line that includes the inserted DNA (e.g., the original transformant and progeny resulting from selfing) and a parental line that does not contain the inserted DNA.

An insect resistant DAS-59122-7 corn plant can be bred by first sexually crossing a first parental corn plant consisting of a corn plant grown from the transgenic DAS-59122-7 corn plant and progeny thereof derived from transformation with the expression cassettes of the embodiments of the present invention that confers insect resistance, and a second parental corn plant that lacks insect resistance, thereby producing a plurality of first progeny plants; and then selecting a first progeny plant that is resistant to insects; and selfing the first progeny plant, thereby producing a plurality of second progeny plants; and then selecting from the second progeny plants an insect resistant plant. These steps can further include the back-crossing of the first insect resistant progeny plant or the second insect resistant progeny plant to the second parental corn plant or a third parental corn plant, thereby producing a corn plant that is resistant to insects.

As used herein, the term "plant" includes reference to whole plants, plant organs (e.g., leaves, stems, roots, etc.), seeds, plant cells, and progeny of same. Parts of transgenic plants understood to be within the scope of the invention comprise, for example, plant cells, protoplasts, tissues, callus, embryos as well as flowers, stems, fruits, leaves, and roots originating in transgenic plants or their progeny previously transformed with a DNA molecule of the invention and therefore consisting at least in part of transgenic cells, are also an embodiment of the present invention.

As used herein, the term "plant cell" includes, without limitation, seeds, suspension cultures, embryos, meristematic regions, callus tissue, leaves, roots, shoots, gametophytes, sporophytes, pollen, and microspores. The class of plants that can be used in the methods of the invention is generally as broad as the class of higher plants amenable to transformation techniques, including both monocotyledonous and dicotyledonous plants.

"Transformation" refers to the transfer of a nucleic acid fragment into the genome of a host organism, resulting in genetically stable inheritance. Host organisms containing the transformed nucleic acid fragments are referred to as "transgenic" organisms. Examples of methods of plant transformation include *Agrobacterium*-mediated transformation (De Blaere et al. (1987) *Meth. Enzymol.* 143:277) and particle-accelerated or "gene gun" transformation technology (Klein et al. (1987) *Nature (London)* 327:70-73; U.S. Pat. No. 4,945,050, incorporated herein by reference). Additional transformation methods are disclosed below.

Thus, isolated polynucleotides of the invention can be incorporated into recombinant constructs, typically DNA

constructs, which are capable of introduction into and replication in a host cell. Such a construct can be a vector that includes a replication system and sequences that are capable of transcription and translation of a polypeptide-encoding sequence in a given host cell. A number of vectors suitable for stable transfection of plant cells or for the establishment of transgenic plants have been described in, e.g., Pouwels et al., (1985; Supp. 1987) *Cloning Vectors: A Laboratory Manual*, Weissbach and Weissbach (1989) *Methods for Plant Molecular Biology*, (Academic Press, New York); and Flevin et al., (1990) *Plant Molecular Biology Manual*, (Kluwer Academic Publishers). Typically, plant expression vectors include, for example, one or more cloned plant genes under the transcriptional control of 5' and 3' regulatory sequences and a dominant selectable marker. Such plant expression vectors also can contain a promoter regulatory region (e.g., a regulatory region controlling inducible or constitutive, environmentally- or developmentally-regulated, or cell- or tissue-specific expression), a transcription initiation start site, a ribosome binding site, an RNA processing signal, a transcription termination site, and/or a polyadenylation signal.

It is also to be understood that two different transgenic plants can also be mated to produce offspring that contain two independently segregating added, exogenous genes. Selfing of appropriate progeny can produce plants that are homozygous for both added, exogenous genes. Back-crossing to a parental plant and out-crossing with a non-transgenic plant are also contemplated, as is vegetative propagation. Descriptions of other breeding methods that are commonly used for different traits and crops can be found in one of several references, e.g., Fehr, in *Breeding Methods for Cultivar Development*, Wilcos J. ed., American Society of Agronomy, Madison Wis. (1987).

A "probe" is an isolated nucleic acid to which is attached a conventional detectable label or reporter molecule, e.g., a radioactive isotope, ligand, chemiluminescent agent, or enzyme. Such a probe is complementary to a strand of a target nucleic acid, in the case of the present invention, to a strand of isolated DNA from corn event DAS-59122-7 whether from a corn plant or from a sample that includes DNA from the event. Probes according to the present invention include not only deoxyribonucleic or ribonucleic acids but also polyamides and other probe materials that bind specifically to a target DNA sequence and can be used to detect the presence of that target DNA sequence.

"Primers" are isolated nucleic acids that are annealed to a complementary target DNA strand by nucleic acid hybridization to form a hybrid between the primer and the target DNA strand, then extended along the target DNA strand by a polymerase, e.g., a DNA polymerase. Primer pairs of the invention refer to their use for amplification of a target nucleic acid sequence, e.g., by the polymerase chain reaction (PCR) or other conventional nucleic-acid amplification methods. "PCR" or "polymerase chain reaction" is a technique used for the amplification of specific DNA segments (see, U.S. Pat. Nos. 4,683,195 and 4,800,159; herein incorporated by reference).

Probes and primers are of sufficient nucleotide length to bind to the target DNA sequence specifically in the hybridization conditions or reaction conditions determined by the operator. This length may be of any length that is of sufficient length to be useful in a detection method of choice. Generally, eleven (11) nucleotides or more in length, eighteen (18) nucleotides or more, and twenty-two (22) nucleotides or more, are used. Such probes and primers hybridize specifically to a target sequence under high stringency hybridization conditions. Probes and primers according to embodiments of

the present invention may have complete DNA sequence similarity of contiguous nucleotides with the target sequence, although probes differing from the target DNA sequence and that retain the ability to hybridize to target DNA sequences may be designed by conventional methods. Probes can be used as primers, but are generally designed to bind to the target DNA or RNA and are not used in an amplification process.

Specific primers can be used to amplify an integration fragment to produce an amplicon that can be used as a "specific probe" for identifying event DAS-59122-7 in biological samples. When the probe is hybridized with the nucleic acids of a biological sample under conditions which allow for the binding of the probe to the sample, this binding can be detected and thus allow for an indication of the presence of event DAS-59122-7 in the biological sample. Such identification of a bound probe has been described in the art. In an embodiment of the invention the specific probe is a sequence which, under optimized conditions, hybridizes specifically to a region within the 5' or 3' flanking region of the event and also comprises a part of the foreign DNA contiguous therewith. The specific probe may comprise a sequence of at least 80%, between 80 and 85%, between 85 and 90%, between 90 and 95%, and between 95 and 100% identical (or complementary) to a specific region of the event.

Methods for preparing and using probes and primers are described, for example, in *Molecular Cloning: A Laboratory Manual*, 2nd ed, vol. 1-3, ed. Sambrook et al., Cold Spring Harbor Laboratory Press, Cold Spring Harbor, N.Y. 1989 (hereinafter, "Sambrook et al., 1989"); *Current Protocols in Molecular Biology*, ed. Ausubel et al., Greene Publishing and Wiley-Interscience, New York, 1992 (with periodic updates) (hereinafter, "Ausubel et al., 1992"); and Innis et al., *PCR Protocols: A Guide to Methods and Applications*, Academic Press: San Diego, 1990. PCR primer pairs can be derived from a known sequence, for example, by using computer programs intended for that purpose such as the PCR primer analysis tool in Vector NTI version 6 (Informax Inc., Bethesda Md.); PrimerSelect (DNASTAR Inc., Madison, Wis.); and Primer (Version 0.5©, 1991, Whitehead Institute for Biomedical Research, Cambridge, Mass.). Additionally, the sequence can be visually scanned and primers manually identified using guidelines known to one of skill in the art.

A "kit" as used herein refers to a set of reagents for the purpose of performing the method embodiments of the invention, more particularly, the identification of the event DAS-59122-7 in biological samples. The kit of the invention can be used, and its components can be specifically adjusted, for purposes of quality control (e.g. purity of seed lots), detection of event DAS-59122-7 in plant material, or material comprising or derived from plant material, such as but not limited to food or feed products. "Plant material" as used herein refers to material which is obtained or derived from a plant.

Primers and probes based on the flanking DNA and insert sequences disclosed herein can be used to confirm (and, if necessary, to correct) the disclosed sequences by conventional methods, e.g., by re-cloning and sequencing such sequences. The nucleic acid probes and primers of the present invention hybridize under stringent conditions to a target DNA sequence. Any conventional nucleic acid hybridization or amplification method can be used to identify the presence of DNA from a transgenic event in a sample. Nucleic acid molecules or fragments thereof are capable of specifically hybridizing to other nucleic acid molecules under certain circumstances. As used herein, two nucleic acid molecules are said to be capable of specifically hybridizing to one

another if the two molecules are capable of forming an anti-parallel, double-stranded nucleic acid structure.

A nucleic acid molecule is said to be the "complement" of another nucleic acid molecule if they exhibit complete complementarity. As used herein, molecules are said to exhibit "complete complementarity" when every nucleotide of one of the molecules is complementary to a nucleotide of the other. Two molecules are said to be "minimally complementary" if they can hybridize to one another with sufficient stability to permit them to remain annealed to one another under at least conventional "low-stringency" conditions. Similarly, the molecules are said to be "complementary" if they can hybridize to one another with sufficient stability to permit them to remain annealed to one another under conventional "high-stringency" conditions. Conventional stringency conditions are described by Sambrook et al., 1989, and by Haymes et al., In: *Nucleic Acid Hybridization, a Practical Approach*, IRL Press, Washington, D.C. (1985), departures from complete complementarity are therefore permissible, as long as such departures do not completely preclude the capacity of the molecules to form a double-stranded structure. In order for a nucleic acid molecule to serve as a primer or probe it need only be sufficiently complementary in sequence to be able to form a stable double-stranded structure under the particular solvent and salt concentrations employed.

In hybridization reactions, specificity is typically the function of post-hybridization washes, the critical factors being the ionic strength and temperature of the final wash solution. The thermal melting point (T_m) is the temperature (under defined ionic strength and pH) at which 50% of a complementary target sequence hybridizes to a perfectly matched probe. For DNA-DNA hybrids, the T_m can be approximated from the equation of Meinkoth and Wahl (1984) *Anal. Biochem.* 138:267-284: $T_m = 81.5^\circ \text{C} + 16.6 (\log M) + 0.41 (\% \text{GC}) - 0.61 (\% \text{form}) - 500/L$; where M is the molarity of monovalent cations, % GC is the percentage of guanosine and cytosine nucleotides in the DNA, % form is the percentage of formamide in the hybridization solution, and L is the length of the hybrid in base pairs. T_m is reduced by about 1°C . for each 1% of mismatching; thus, T_m , hybridization, and/or wash conditions can be adjusted to hybridize to sequences of the desired identity. For example, if sequences with >90% identity are sought, the T_m can be decreased 10°C . Generally, stringent conditions are selected to be about 5°C . lower than the T_m for the specific sequence and its complement at a defined ionic strength and pH. However, severely stringent conditions can utilize a hybridization and/or wash at 1, 2, 3, or 4°C . lower than the T_m ; moderately stringent conditions can utilize a hybridization and/or wash at 6, 7, 8, 9, or 10°C . lower than the T_m ; low stringency conditions can utilize a hybridization and/or wash at 11, 12, 13, 14, 15, or 20°C . lower than the T_m .

Using the equation, hybridization and wash compositions, and desired T_m , those of ordinary skill will understand that variations in the stringency of hybridization and/or wash solutions are inherently described. If the desired degree of mismatching results in a T_m of less than 45°C . (aqueous solution) or 32°C . (formamide solution), it is preferred to increase the SSC concentration so that a higher temperature can be used. An extensive guide to the hybridization of nucleic acids is found in Tijssen (1993) *Laboratory Techniques in Biochemistry and Molecular Biology—Hybridization with Nucleic Acid Probes*, Part I, Chapter 2 (Elsevier, N.Y.); and Ausubel et al., eds. (1995) *Current Protocols in Molecular Biology*, Chapter 2 (Greene Publishing and Wiley-Interscience, New York). See Sambrook et al. (1989) *Molecu-*

lar Cloning: A Laboratory Manual (2d ed., Cold Spring Harbor Laboratory Press, Plainview, N.Y).

As used herein, a substantially homologous sequence is a nucleic acid molecule that will specifically hybridize to the complement of the nucleic acid molecule to which it is being compared under high stringency conditions. Appropriate stringency conditions which promote DNA hybridization, for example, 6× sodium chloride/sodium citrate (SSC) at about 45° C., followed by a wash of 2×SSC at 50° C., are known to those skilled in the art or can be found in Current Protocols in Molecular Biology, John Wiley & Sons, N.Y. (1989), 6.3.1-6.3.6. Typically, stringent conditions will be those in which the salt concentration is less than about 1.5 M Na ion, typically about 0.01 to 1.0 M Na ion concentration (or other salts) at pH 7.0 to 8.3 and the temperature is at least about 30° C. for short probes (e.g., 10 to 50 nucleotides) and at least about 60° C. for long probes (e.g., greater than 50 nucleotides). Stringent conditions may also be achieved with the addition of a destabilizing agent such as formamide. Exemplary low stringency conditions include hybridization with a buffer solution of 30 to 35% formamide, 1 M NaCl, 1% SDS (sodium dodecyl sulphate) at 37° C., and a wash in 1× to 2×SSC (20× SSC=3.0 M NaCl/0.3 M trisodium citrate) at 50 to 55° C. Exemplary moderate stringency conditions include hybridization in 40 to 45% formamide, 1 M NaCl, 1% SDS at 37° C., and a wash in 0.5× to 1×SSC at 55 to 60° C. Exemplary high stringency conditions include hybridization in 50% formamide, 1 M NaCl, 1% SDS at 37° C., and a wash in 0.1×SSC at 60 to 65° C. A nucleic acid of the invention may specifically hybridize to one or more of the nucleic acid molecules unique to the DAS-59122-7 event or complements thereof or fragments of either under moderately stringent conditions.

Methods of alignment of sequences for comparison are well known in the art. Thus, the determination of percent identity between any two sequences can be accomplished using a mathematical algorithm. Non-limiting examples of such mathematical algorithms are the algorithm of Myers and Miller (1988) CABIOS 4:11-17; the local homology algorithm of Smith et al. (1981) Adv. Appl. Math. 2:482; the homology alignment algorithm of Needleman and Wunsch (1970) J. Mol. Biol. 48:443-453; the search-for-similarity-method of Pearson and Lipman (1988) Proc. Natl. Acad. Sci. 85:2444-2448; the algorithm of Karlin and Altschul (1990) Proc. Natl. Acad. Sci. USA 87:2264, modified as in Karlin and Altschul (1993) Proc. Natl. Acad. Sci. USA 90:5873-5877.

Computer implementations of these mathematical algorithms can be utilized for comparison of sequences to determine sequence identity. Such implementations include, but are not limited to: CLUSTAL in the PC/Gene program (available from Intelligenetics, Mountain View, Calif.); the ALIGN program (Version 2.0); the ALIGN PLUS program (version 3.0, copyright 1997); and GAP, BESTFIT, BLAST, FASTA, and TFASTA in the Wisconsin Genetics Software Package, Version 10 (available from Accelrys, 9685 Scranton Road, San Diego, Calif. 92121, USA). Alignments using these programs can be performed using the default parameters.

The CLUSTAL program is well described by Higgins and Sharp, Gene 73: 237-244 (1988); Higgins and Sharp, CABIOS 5: 151-153 (1989); Corpet, et al., Nucleic Acids Research 16: 10881-90 (1988); Huang, et al., Computer Applications in the Biosciences 8: 155-65 (1992), and Pearson, et al., Methods in Molecular Biology 24: 307-331 (1994). The ALIGN and the ALIGN PLUS programs are based on the algorithm of Myers and Miller (1988) supra. The BLAST programs of Altschul et al. (1990) J. Mol. Biol. 215:403 are based on the algorithm of Karlin and Altschul

(1990) supra. The BLAST family of programs which can be used for database similarity searches includes: BLASTN for nucleotide query sequences against nucleotide database sequences; BLASTX for nucleotide query sequences against protein database sequences; BLASTP for protein query sequences against protein database sequences; TBLASTN for protein query sequences against nucleotide database sequences; and TBLASTX for nucleotide query sequences against nucleotide database sequences. See, Current Protocols in Molecular Biology, Chapter 19, Ausubel, et al., Eds., Greene Publishing and Wiley-Interscience, New York (1995). Alignment may also be performed manually by visual inspection.

To obtain gapped alignments for comparison purposes, Gapped BLAST (in BLAST 2.0) can be utilized as described in Altschul et al. (1997) Nucleic Acids Res. 25:3389. Alternatively, PSI-BLAST (in BLAST 2.0) can be used to perform an iterated search that detects distant relationships between molecules. See Altschul et al. (1997) supra. When utilizing BLAST, Gapped BLAST, PSI-BLAST, the default parameters of the respective programs (e.g., BLASTN for nucleotide sequences, BLASTX for proteins) can be used. See www.ncbi.nlm.nih.gov.

As used herein, "sequence identity" or "identity" in the context of two nucleic acid or polypeptide sequences makes reference to the residues in the two sequences that are the same when aligned for maximum correspondence over a specified comparison window. When percentage of sequence identity is used in reference to proteins it is recognized that residue positions which are not identical often differ by conservative amino acid substitutions, where amino acid residues are substituted for other amino acid residues with similar chemical properties (e.g., charge or hydrophobicity) and therefore do not change the functional properties of the molecule. When sequences differ in conservative substitutions, the percent sequence identity may be adjusted upwards to correct for the conservative nature of the substitution. Sequences that differ by such conservative substitutions are said to have "sequence similarity" or "similarity". Means for making this adjustment are well known to those of skill in the art. Typically this involves scoring a conservative substitution as a partial rather than a full mismatch, thereby increasing the percentage sequence identity. Thus, for example, where an identical amino acid is given a score of 1 and a non-conservative substitution is given a score of zero, a conservative substitution is given a score between zero and 1. The scoring of conservative substitutions is calculated, e.g., as implemented in the program PC/GENE (Intelligenetics, Mountain View, Calif.).

As used herein, "percentage of sequence identity" means the value determined by comparing two optimally aligned sequences over a comparison window, wherein the portion of the polynucleotide sequence in the comparison window may comprise additions or deletions (i.e., gaps) as compared to the reference sequence (which does not comprise additions or deletions) for optimal alignment of the two sequences. The percentage is calculated by determining the number of positions at which the identical nucleic acid base or amino acid residue occurs in both sequences to yield the number of matched positions, dividing the number of matched positions by the total number of positions in the window of comparison, and multiplying the result by 100 to yield the percentage of sequence identity.

Regarding the amplification of a target nucleic acid sequence (e.g., by PCR) using a particular amplification primer pair, "stringent conditions" are conditions that permit the primer pair to hybridize only to the target nucleic-acid

sequence to which a primer having the corresponding wild-type sequence (or its complement) would bind and preferably to produce a unique amplification product, the amplicon, in a DNA thermal amplification reaction.

The term "specific for (a target sequence)" indicates that a probe or primer hybridizes under stringent hybridization conditions only to the target sequence in a sample comprising the target sequence.

As used herein, "amplified DNA" or "amplicon" refers to the product of nucleic acid amplification of a target nucleic acid sequence that is part of a nucleic acid template. For example, to determine whether a corn plant resulting from a sexual cross contains transgenic event genomic DNA from the corn plant of the invention, DNA extracted from the corn plant tissue sample may be subjected to a nucleic acid amplification method using a DNA primer pair that includes a first primer derived from flanking sequence adjacent to the insertion site of inserted heterologous DNA, and a second primer derived from the inserted heterologous DNA to produce an amplicon that is diagnostic for the presence of the event DNA. Alternatively, the second primer may be derived from the flanking sequence. The amplicon is of a length and has a sequence that is also diagnostic for the event. The amplicon may range in length from the combined length of the primer pairs plus one nucleotide base pair to any length of amplicon producible by a DNA amplification protocol. Alternatively, primer pairs can be derived from flanking sequence on both sides of the inserted DNA so as to produce an amplicon that includes the entire insert nucleotide sequence of the PHI17662A expression construct as well as the sequence flanking the transgenic insert, see FIG. 1 (SEQ ID NO: 23), approximately twelve (12) Kb in size. A member of a primer pair derived from the flanking sequence may be located a distance from the inserted DNA sequence, this distance can range from one nucleotide base pair up to the limits of the amplification reaction, or about twenty thousand nucleotide base pairs. The use of the term "amplicon" specifically excludes primer dimers that may be formed in the DNA thermal amplification reaction.

Nucleic acid amplification can be accomplished by any of the various nucleic acid amplification methods known in the art, including the polymerase chain reaction (PCR). A variety of amplification methods are known in the art and are described, inter alia, in U.S. Pat. Nos. 4,683,195 and 4,683,202 and in PCR Protocols: A Guide to Methods and Applications, ed. Innis et al., Academic press, San Diego, 1990. PCR amplification methods have been developed to amplify up to 22 Kb of genomic DNA and up to 42 Kb of bacteriophage DNA (Cheng et al., Proc. Natl. Acad. Sci. USA 91:5695-5699, 1994). These methods as well as other methods known in the art of DNA amplification may be used in the practice of the embodiments of the present invention. It is understood that a number of parameters in a specific PCR protocol may need to be adjusted to specific laboratory conditions and may be slightly modified and yet allow for the collection of similar results. These adjustments will be apparent to a person skilled in the art.

The amplicon produced by these methods may be detected by a plurality of techniques, including, but not limited to, Genetic Bit Analysis (Nikiforov, et al. Nucleic Acid Res. 22:4167-4175, 1994) where a DNA oligonucleotide is designed which overlaps both the adjacent flanking DNA sequence and the inserted DNA sequence. The oligonucleotide is immobilized in wells of a microwell plate. Following PCR of the region of interest (using one primer in the inserted sequence and one in the adjacent flanking sequence) a single-stranded PCR product can be hybridized to the immobilized

oligonucleotide and serve as a template for a single base extension reaction using a DNA polymerase and labeled ddNTPs specific for the expected next base. Readout may be fluorescent or ELISA-based. A signal indicates presence of the insert/flanking sequence due to successful amplification, hybridization, and single base extension.

Another detection method is the Pyrosequencing technique as described by Winge (Innov. Pharma. Tech. 00: 18-24, 2000). In this method an oligonucleotide is designed that overlaps the adjacent DNA and insert DNA junction. The oligonucleotide is hybridized to a single-stranded PCR product from the region of interest (one primer in the inserted sequence and one in the flanking sequence) and incubated in the presence of a DNA polymerase, ATP, sulfurylase, luciferase, apyrase, adenosine 5' phosphosulfate and luciferin. dNTPs are added individually and the incorporation results in a light signal which is measured. A light signal indicates the presence of the transgene insert/flanking sequence due to successful amplification, hybridization, and single or multi-base extension.

Fluorescence Polarization as described by Chen et al., (Genome Res. 9:492-498, 1999) is also a method that can be used to detect an amplicon of the invention. Using this method an oligonucleotide is designed which overlaps the flanking and inserted DNA junction. The oligonucleotide is hybridized to a single-stranded PCR product from the region of interest (one primer in the inserted DNA and one in the flanking DNA sequence) and incubated in the presence of a DNA polymerase and a fluorescent-labeled ddNTP. Single base extension results in incorporation of the ddNTP. Incorporation can be measured as a change in polarization using a fluorometer. A change in polarization indicates the presence of the transgene insert/flanking sequence due to successful amplification, hybridization, and single base extension.

Taqman® (PE Applied Biosystems, Foster City, Calif.) is described as a method of detecting and quantifying the presence of a DNA sequence and is fully understood in the instructions provided by the manufacturer. Briefly, a FRET oligonucleotide probe is designed which overlaps the flanking and insert DNA junction. The FRET probe and PCR primers (one primer in the insert DNA sequence and one in the flanking genomic sequence) are cycled in the presence of a thermostable polymerase and dNTPs. Hybridization of the FRET probe results in cleavage and release of the fluorescent moiety away from the quenching moiety on the FRET probe. A fluorescent signal indicates the presence of the flanking/transgene insert sequence due to successful amplification and hybridization.

Molecular Beacons have been described for use in sequence detection as described in Tyangi et al. (Nature Biotech. 14:303-308, 1996). Briefly, a FRET oligonucleotide probe is designed that overlaps the flanking and insert DNA junction. The unique structure of the FRET probe results in it containing secondary structure that keeps the fluorescent and quenching moieties in close proximity. The FRET probe and PCR primers (one primer in the insert DNA sequence and one in the flanking sequence) are cycled in the presence of a thermostable polymerase and dNTPs. Following successful PCR amplification, hybridization of the FRET probe to the target sequence results in the removal of the probe secondary structure and spatial separation of the fluorescent and quenching moieties. A fluorescent signal results. A fluorescent signal indicates the presence of the flanking/transgene insert sequence due to successful amplification and hybridization.

A hybridization reaction using a probe specific to a sequence found within the amplicon is yet another method used to detect the amplicon produced by a PCR reaction.

Embodiments of the present invention are further defined in the following Examples. It should be understood that these Examples are given by way of illustration only. From the above discussion and these Examples, one skilled in the art can ascertain the essential characteristics of this invention, and without departing from the spirit and scope thereof, can make various changes and modifications of the embodiments of the invention to adapt it to various usages and conditions. Thus, various modifications of the embodiments of the invention, in addition to those shown and described herein, will be apparent to those skilled in the art from the foregoing description. Such modifications are also intended to fall within the scope of the appended claims.

The disclosure of each reference set forth herein is incorporated herein by reference in its entirety.

EXAMPLES

Example 1

Transformation of Maize by Agrobacterium Transformation and Regeneration of Transgenic Plants Containing the Cry34Ab1 and Cry35Ab1 (Cry34/35Ab1) Genes

A DNA molecule of approximately 7.4 Kb, designated PHI17662A (SEQ ID NO: 24), which includes a first transgene expression cassette comprising a DNA molecule which includes the promoter, 5' untranslated exon, and first intron of the maize ubiquitin (Ubi-1) gene (Christensen et al. (1992) *Plant Mol. Biol.* 18:675-689 and Christensen and Quail (1996) *Transgenic Res.* 5:213-218) operably connected to a DNA molecule encoding a B.t. δ -endotoxin identified as Cry34Ab1 (U.S. Pat. Nos. 6,127,180, 6,624,145 and 6,340,593) operably connected to a DNA molecule comprising a Pin II transcriptional terminator isolated from potato (Gyheung An et al. (1989) *Plant Cell.* 1:115-122). The second transgene expression cassette of the DNA construct comprises a DNA molecule encoding the wheat peroxidase promoter (Hertig et al. (1991) *Plant Mol. Biol.* 16:171-174) operably connected to a DNA molecule encoding a B.t. δ -endotoxin identified as Cry35Ab1 (U.S. Pat. Nos. 6,083,499, 6,548,291 and 6,340,593) operably connected to a DNA molecule comprising a Pin II transcriptional terminator isolated from potato (Gyheung An et al. (1989) *Plant Cell.* 1:115-122). The third transgene expression cassette of the DNA construct comprises a DNA molecule of the cauliflower mosaic virus (CaMV) 35S promoter (Odell J. T. et al. (1985) *Nature* 313: 810-812; Mitsuhara et al. (1996) *Plant Cell Physiol.* 37: 49-59) operably connected to a DNA molecule encoding a phosphinothricin acetyltransferase (PAT) gene (Wohlleben W. et al. (1988) *Gene* 70: 25-37) operably connected to a DNA molecule comprising a 3' transcriptional terminator from (CaMV) 35S (see Mitsuhara et al. (1996) *Plant Cell Physiol.* 37: 49-59) was used to transform maize embryo tissue.

B.t. Cry34/35 Ab1 maize plants were obtained by Agrobacterium transformation, the method of Zhao was employed (U.S. Pat. No.5,981,840, and PCT patent publication WO98/32326; the contents of which are hereby incorporated by reference). Briefly, immature embryos were isolated from maize and the embryos contacted with a suspension of Agrobacterium, where the bacteria was capable of transferring PHI17662 DNA (SEQ ID NO:24) to at least one cell of at least one of the immature embryos (step 1: the infection step). Specifically, in this step the immature embryos were immersed in an Agrobacterium suspension for the initiation

of inoculation. The embryos were co-cultured for a time with the Agrobacterium (step 2: the co-cultivation step). Specifically, the immature embryos were cultured on solid medium following the infection step. Following this co-cultivation period a "resting" step was provided. In this resting step, the embryos were incubated in the presence of at least one antibiotic known to inhibit the growth of Agrobacterium without the addition of a selective agent for plant transformants (step 3: resting step). In particular, the immature embryos are cultured on solid medium with antibiotic, but without a selecting agent, for elimination of Agrobacterium and for a resting phase for the infected cells. Next, inoculated embryos were cultured on medium containing a selective agent and growing transformed callus was recovered (step 4: the selection step). Specifically, the immature embryos were cultured on solid medium with a selective agent resulting in the selective growth of transformed cells. The callus was then regenerated into plants (step 5: the regeneration step), and, specifically, calli grown on selective medium were cultured on solid medium to regenerate the plants. Individual embryos were kept physically separate during culture, and the majority of explants died on the selective medium.

Those embryos that survived and produced healthy, glufosinate-resistant callus tissue were assigned unique identification codes representing putative transformation events, and continually transferred to fresh selection medium. Plants were regenerated from tissue derived from each unique event and transferred to the greenhouse. Leaf samples were taken for molecular analysis to verify the presence of the transgene by PCR and to confirm expression of the Cry34/35Ab1 protein by ELISA. Plants were then subjected to a whole plant bioassay using western corn rootworm insects. Positive plants were crossed with inbred lines to obtain seed from the initial transformed plants. A number of lines were evaluated in the field. The DAS-59122-7 event was selected from a population of independent transgenic events based on a superior combination of characteristics, including insect resistance and agronomic performance.

Example 2

Identification of *Bacillus thuringiensis* Cry34/35Ab1 Maize Line DAS-59122-7

Seed from event DAS-59122-7 was evaluated. The T1S2 seed represents transformation into the Hi-II background, followed by a cross with inbred line PH09B and two rounds of self-crossing. All seed were obtained from Pioneer Hi-Bred (Johnston, Iowa). Primary characterization was conducted on plant leaf tissue during the study by confirmation of phosphinothricin acetyltransferase (PAT) activity via herbicide leaf painting and Cry34Ab1 expression using lateral flow devices.

Control substances in this study were defined as unmodified seed representative of the test substance background. Control seeds of Hi-II and PH09B backgrounds were used as negative controls. These unmodified seed do not contain the plant transcription units for the cry34Ab1, cry35Ab1, and pat genes. All seed were obtained from Pioneer Hi-Bred (Johnston, Iowa).

DNA samples from two additional B.t. Cry34/35Ab1 events, event DAS-45214-4 and event DAS-45216-6, were used as negative controls for event specific PCR analysis. The two events were produced through Agrobacterium transformation using the same vector used to produce event DAS-59122-7 and therefore contained the plant transcription units for the cry34Ab1, cry35Ab1, and pat genes. However, the insertions sites of the T-DNA in events DAS-45214-4 and

DAS-45216-6, including genomic DNA border regions, were different from that in event DAS-59122-7. DNA samples from event DAS-45214-4 and event DAS-45216-6 were isolated and characterized by Southern blot analysis. (Data not shown.)

Corn seed for event DAS-59122-7 and unmodified control seed (Hi-II and PH09B) were planted in growth chambers at the DuPont Experimental Station (Wilmington, Del.) to produce sufficient numbers of plants for DNA analysis. For characterization of event DAS-59122-7, ten (10) T1S2 seeds were planted. Ten (10) seeds were also planted for each unmodified control line. One (1) seed was planted per pot, and the pot was uniquely identified. Planting and growing conditions were conducive to healthy plant growth including regulated light and water.

Leaf samples were collected for each of the control and event DAS-59122-7 plants. For each sample, sufficient leaf material from above the growing point was collected and placed in a pre-labeled sample bag. The samples were placed on dry ice and were transferred to an ultralow freezer following collection. All samples were maintained frozen until processing. All leaf samples were uniquely labeled with the plant identifier and the date of harvest.

To confirm the expression of the Cry34Ab1 protein in event DAS-59122-7 and the absence of expression in the controls, leaf samples were collected from all event DAS-59122-7 and control plants, and screened for transgenic protein using lateral flow devices specific for Cry34Ab1 (Strategic Diagnostics, Inc., Newark, Del.). Leaf punches were taken from each plant and ground in a phosphate buffered saline solution with Tween 20 to crudely extract the protein. A strip device was dipped into the extract to determine the presence or absence of the Cry34Ab1 protein. The immunoassay results were used to confirm the identity of the test substance plants prior to molecular analysis as shown in Table 1.

To confirm the expression of phosphinothricin acetyltransferase (PAT) in event DAS-59122-7 plants, herbicide leaf painting was conducted. All plants used in this study were leaf painted to confirm plant identity. Plants were assayed prior to the R1 growth stage. Assays were conducted following a standard procedure known in the art for herbicide leaf painting for the identification of PAT-expressing transgenic plants. Specifically, a portion of one leaf of each plant was treated with approximately 2% solution of glufosinate herbicide, Basta® (Bayer CropScience) in water and visually checked for brown or necrotic tissue in the painted leaf area 4-12 days after application. Results for each plant were recorded and used to determine expression of PAT in each test plant as shown in Table 1. As shown in Table 1, of the ten (10) plants tested for event DAS-59122-7 T1S2 generation, six (6) plants expressed both Cry34Ab1 and PAT, while four (4) plants did not express either protein. All unmodified controls tested negative for both CryAb1 And PAT assays (data not shown).

TABLE 1

Cry34Ab1 and PAT Protein Expression and Southern Hybridization Data for B.t. Cry34/35Ab1 Event DAS-59122-7					
Plant ID	Sample ID	Cry34Ab1 and PAT Expression ¹	Southern Blot cry34Ab1 Probe ²	Southern Blot cry35Ab1 Probe ²	Southern Blot pat Probe ²
02-122C 1	DAS59122-7 T1S2 1	positive	+	+	+
02-122C 2	DAS59122-7 T1S2 2	positive	+	+	+

TABLE 1-continued

Cry34Ab1 and PAT Protein Expression and Southern Hybridization Data for B.t. Cry34/35Ab1 Event DAS-59122-7					
Plant ID	Sample ID	Cry34Ab1 and PAT Expression ¹	Southern Blot cry34Ab1 Probe ²	Southern Blot cry35Ab1 Probe ²	Southern Blot pat Probe ²
02-122C 3	DAS59122-7 T1S2 3	positive	+	+	+
02-122C 4	DAS59122-7 T1S2 4	negative	-	-	-
02-122C 5	DAS59122-7 T1S2 5	positive	+	+	+
02-122C 6	DAS59122-7 T1S2 6	negative	-	-	-
02-122C 7	DAS59122-7 T1S2 7	positive	+	+	+
02-122C 8	DAS59122-7 T1S2 8	negative	-	-	-
02-122C 9	DAS59122-7 T1S2 9	negative	-	-	-
02-122C 10	DAS59122-7 T1S2 10	positive	+	+	+

¹Positive Cry34Ab1 expression indicates detection of protein expression as determined by the immunoassay-based lateral flow device specific for Cry34Ab1 protein detection. Negative indicates no detection of the Cry34Ab1 protein. Positive PAT expression indicates plants that were tolerant to the herbicide treatment and negative indicates plants that were sensitive to the herbicide.

²+ indicates hybridization signal on Southern blot; - indicates no hybridization signal on Southern blot. The cry34Ab1 gene probe hybridized to the expected internal T-DNA fragment of 1.915 kb, the cry35Ab1 gene probe hybridized to the expected internal T-DNA fragment of 2.607 kb, and the pat gene probe hybridized to a 3.4 kb border fragment consistent with a single intact T-DNA insertion as determined by Southern blot analysis.

Example 3

Southern Blot Analysis of *Bacillus thuringiensis*
Cry34/35Ab1 Maize Line DAS-59122-7

One gram quantities of leaf samples were ground under liquid nitrogen, and the genomic DNA was isolated using DNeasy® Plant Mini Kit (Qiagen, Valencia, Calif.) or using a standard Urea Extraction Buffer procedure. Following extraction, the DNA was visualized on an agarose gel to determine the DNA quality, and was quantified using Pico Green® reagent (Molecular Probes, Inc., Eugene, Oreg.) and spectrofluorometric analysis.

The 1 Kb DNA Ladder (Invitrogen, Carlsbad, Calif.) was used to estimate DNA fragment sizes on agarose gels.

Genomic DNA isolated from event DAS-59122-7 plants was digested with Nco I and electrophoretically separated, transferred to nylon membranes, and hybridized to the cry34Ab1, cry35Ab1 and pat gene probes using standard procedures known in the art. Blots were exposed to X-ray film for one or more time periods to detect hybridizing fragments and to visualize molecular weight standards. Images were then digitally captured by photographing X-ray films and/or by detection with a Lumi-Imager™ instrument (Roche, Indianapolis, Ind.). The sizes of detected bands were documented for each probe. Southern blot analysis was used as a means of verifying the presence of the insertion in the test plants and confirming that all plants from event DAS-59122-7 contained the same insertion as shown in Table 1. (Southern blots not shown.) Southern blot analysis indicated that event DAS-59122-7 contained a single insertion consisting of an intact copy of the T-DNA region from plasmid PHP17662, while the null segregants, as determined by the protein expression analysis did not hybridize to the gene probes. Further, event DAS-59122-7 plants expressing the two proteins exhibited identical hybridization patterns on Southern blots (data not shown). Specifically, the cry34Ab1

gene probe hybridized to the expected internal T-DNA fragment of 1.915 kb, the cry35Ab1 gene probe hybridized to the expected internal T-DNA fragment of 2.607 kb, and the pat gene probe hybridized to a 3.4 kb border fragment consistent with a single intact T-DNA insertion as determined by Southern blot results.

Example 4

T-DNA Insert and Flanking Border Region Sequencing of *Bacillus thuringiensis* Cry34/35Ab1 Maize Line DAS-59122-7

The T-DNA insert and flanking border regions were cloned from B.t. Cry34/35Ab1 event DAS59122-7 using PCR based methods as diagramed in FIGS. 2 and 3. Specifically, sequences bordering the 5' and 3' ends of the insert in event DAS-59122-7 were obtained using two genome walking techniques. The first walking method was essentially the method as described for the Universal Genome Walker Kit (BD Biosciences Clontech, Palo Alto, Calif.), and the second method was conducted according to the splinkerette protocol outlined in Devon et al., (1995) *Nucleic Acids Research* 23 (9): 1644-1645, with modifications as described by Stover (2001), U.C. Irvine (personal communication).

Briefly, genomic DNA was digested with various restriction enzymes (Dra I, EcoR V, Pvu II, Sma I and Stu I for the Universal Genome Walker method and BamHI, EcoR I, Hind III, and Xba I for the splinkerette method) and then ligated to blunt-end adaptors for the Genome Walker method and to adaptors specific for the restriction enzyme used for the splinkerette method. The adaptors for both genome walking methods were designed to prevent extension of the 3' end of the adaptor during PCR and thus reduce or eliminate nonspecific amplification. The adaptor-ligated genomic DNA fragments were then referred to as genome walker libraries or splinkerette libraries, one library for each restriction enzyme. Libraries were prepared from genomic DNA isolated from three individual T1S2 plants of B.t. Cry34/35Ab1 event DAS-59122-7; plants DAS-59122-7 T1S2 1, DAS-59122-7 T1S2 2 and DAS-59122-7 T1S2 10, and from one Hi-II and one PH09B control plant.

Following construction of the libraries, nested PCR amplifications were completed to amplify the target sequence using Advantage™-GC Genomic PCR kit (BD Biosciences Clontech, Palo Alto, Calif.). The primary PCR amplification used one primer with identity to the adaptor and one gene specific primer. The adaptor primer will not amplify a product in the first cycle of the primary PCR and only products from the gene specific primer will be produced. Annealing and amplification from the adaptor primer only occurs after the complementary strand has been produced from the gene specific

primer. Following primary PCR amplification, a secondary nested PCR reaction was performed to increase the specificity of the genomic PCR reactions. The nested primers consisted of gene-specific and adaptor-specific sequences internal to the respective primers used in the primary PCR.

For 5' flanking border sequences, nested PCR was initiated using primers specific to the 5' end of the inserted T-DNA along with primers complementary to the adaptor sequence ligated onto the digested DNA. Similarly, cloning of the 3' flanking border sequence started with a primer specific for the 3' end of the inserted T-DNA and a primer complementary to the adaptor sequence. DNA sequences internal to the T-DNA Right Border and Left Border sequences within the T-DNA region were used as the starting points for "walking out" to the maize genomic sequence, because they represented unique sequence (not homologous to endogenous maize genomic sequences) from which to anchor the genome walking primers.

The products produced by the nested PCR were analyzed by agarose gel electrophoresis (data not shown). Fragments visible in libraries prepared from one or more of the event DAS-59122-7 DNA samples and absent in libraries prepared from the Hi-II and PH09B genomic DNA samples were identified for further characterization. The identified PCR amplified fragments were separated by preparatory gel electrophoresis, isolated using a QIAquick Gel Extraction Kit (Qiagen), and sent directly for sequencing or cloned into a pGEM-T Easy plasmid vector using the pGEM-T Easy Vector System I (Promega Corp., Madison, Wis.) prior to DNA sequencing. Sequencing reactions were carried out with primers used for the nested PCR amplification or with primers specific for use with the pGEM-T Easy vector. The sequence obtained was used to design additional gene specific primers to continue "walking out" into the unknown maize genomic sequence. Multiple rounds of genome walking were performed until at least 500 bp of border sequence from the ends of the T-DNA insert were obtained.

To ensure validity of the flanking border sequences, additional event-specific PCR amplifications on genomic DNA from event DAS-59122-7 were performed. The amplified fragments were sequenced in order to further extend the region of sequence overlap from the T-DNA insert region into the 5' and 3' bordering genomic DNA. Primers, shown in Table 2, were designed based on the sequence obtained from the genome walking experiments to amplify a fragment spanning the unique junction of the T-DNA with the corn genomic DNA. Primer set 03-O-506/02-O-476 (SEQ ID NO: 10/SEQ ID NO:9) spanned the 5' junction and amplified a 313 bp fragment (from bp 2427 to bp 2739, see FIG. 1), and primer set 02-O-447/03-O-577 (SEQ ID NO: 8/SEQ ID NO:17) spanned the 3' junction and amplified a 754 bp fragment (from bp 9623 to bp 10376, see FIG. 1).

TABLE 2

Primer Sequences			
Primer Name		Sequence (5'-3')	Target Sequence Location (bp to bp) ¹
02-O-215 (SEQ ID NO: 1)		GTGGCTCCTTCAACGTTGCGGTTCTGTC	2743-2716
02-O-219 (SEQ ID NO: 2)		CGTGCAAGCGCTCAATTCGCCCTATAGTG	9830-9858
02-O-227 (SEQ ID NO: 3)		AATTGAGCGCTTGACGTTT	9846-9827
02-O-370 (SEQ ID NO: 4)		AACAACAAGACCGGCCACACCCTC	4871-4894
02-O-371 (SEQ ID NO: 5)		GAGGTGGTCTGGATGGTGTAGGTCA	5187-5163
02-O-372 (SEQ ID NO: 6)		TACAACCTCAAGTGGTTCCTCTCCCGA	7017-7044
02-O-373 (SEQ ID NO: 7)		GAGGTCTGGATCTGCATGATGCGGA	7897-7873

TABLE 2-continued

Primer Sequences			Target Sequence Location (bp to bp) ¹
Primer Name	Sequence (5'-3')		
02-O-447 (SEQ ID NO: 8)	AACCCCTTAGTATGTATTTGTATT		9623-9645
02-O-476 (SEQ ID NO: 9)	CTCCTTCAACGTTGCGGTTCTGTGTCAG		2739-2714
03-O-506 (SEQ ID NO: 10)	TTTTGCAAAGCGAACGATTCAGATG		2427-2451
03-O-514 (SEQ ID NO: 11)	GCGGGACAAGCCGTTTTACGTTT		2687-2709
03-O-542 (SEQ ID NO: 12)	GACGGGTGATTTATTTGATCTGCAC		10766-10742
03-O-543 (SEQ ID NO: 13)	CATCTGAATCGTTCGCTTTGCAAAA		2451-2427
03-O-564 (SEQ ID NO: 14)	CTACGTTCCAATGGAGCTCGACTGTC		2324-2299
03-O-569 (SEQ ID NO: 15)	GGTCAAGTGGACACTTGGTCACTCA		10150-10174
03-O-570 (SEQ ID NO: 16)	GAGTGAAGAGATAAGCAAGTCAAAG		10275-10299
03-O-577 (SEQ ID NO: 17)	CATGTATACGTAAGTTTGGTGCTGG		10376-10352
03-O-784 (SEQ ID NO: 18)	AATCCACAAGATTGGAGCAAACGAC		2189-2213
67609 (SEQ ID NO: 36)	CGTATTACAATCGTACGCAATTCAG		9862-9886
69240 (SEQ ID NO: 37)	GGATAAACAAACGGGACCATAGAAG		9941-9965

¹Location in sequence of Event DAS-59122-7 (see FIG. 1). Bases 1-2593 = 5' border, bases 2594-9936 = T-DNA insert, bases 9937-11922 = 3' border.

For verification of the DNA sequence that inserted into the maize genome, PCR was performed to amplify, clone, and sequence the inserted T-DNA from event DAS-59122-7. PCR primer sets, (SEQ ID NO: 11/SEQ ID NO:5); (SEQ ID NO: 4/SEQ ID NO:7); and (SEQ ID NO: 6/SEQ ID NO:3) shown in Table 3 were used to amplify three overlapping fragments labeled 22I-1 (SEQ ID NO: 25), 22I-2 (SEQ ID NO: 26), and 22I-3 (SEQ ID NO: 27) representing sequence from the 5' region of the T-DNA running through to the 3' region of the T-DNA insert from bp 2687 to bp 9846 for event Das-59122-7 (see FIG. 1). PCR amplicon information is reported in Table 3 and primer sequences are listed in Table 2.

TABLE 3

PCR Primer and Amplicon Descriptions					
PCR Amplicon	Size (bp)	Target Sequence	Forward Primer	Reverse Primer	Location of PCR Amplicon (bp to bp) ¹
22I-1 (SEQ ID NO: 25)	2501	T-DNA insert	03-O-514 (SEQ ID NO: 11)	02-O-371 (SEQ ID NO: 5)	2687-5157
22I-2 (SEQ ID NO: 26)	3027	T-DNA insert	02-O-370 (SEQ ID NO: 4)	02-O-373 (SEQ ID NO: 7)	4871-7897
22I-3 (SEQ ID NO: 27)	2830	T-DNA insert	02-O-372 (SEQ ID NO: 6)	02-O-227 (SEQ ID NO: 3)	7017-9846
O784/O564 (SEQ ID NO: 28)	136	5' genomic border	03-O-784 (SEQ ID NO: 18)	03-O-564 (SEQ ID NO: 14)	2189-2324
O784/O543 (SEQ ID NO: 29)	263	5' genomic border	03-O-784 (SEQ ID NO: 18)	03-O-543 (SEQ ID NO: 13)	2189-2451
O569/O577 (SEQ ID NO: 30)	227	3' genomic border	03-O-569 (SEQ ID NO: 15)	03-O-577 (SEQ ID NO: 17)	10150-10376
O570/O542 (SEQ ID NO: 31)	492	3' genomic border	03-O-570 (SEQ ID NO: 16)	03-O-542 (SEQ ID NO: 12)	10275-10766
O784/O215 (SEQ ID NO: 32)	555	5' junction	03-O-784 (SEQ ID NO: 18)	02-O-215 (SEQ ID NO: 1)	2189-2743
O219/O577 (SEQ ID NO: 33)	547	3' junction	02-O-219 (SEQ ID NO: 2)	03-O-577 (SEQ ID NO: 17)	9830-10376
O506/O476 (SEQ ID NO: 34)	313	5' junction	03-O-506 (SEQ ID NO: 10)	02-O-476 (SEQ ID NO: 9)	2427-2739

TABLE 3-continued

PCR Primer and Amplicon Descriptions					
PCR Amplicon	Size (bp)	Target Sequence	Forward Primer	Reverse Primer	Location of PCR Amplicon (bp to bp) ¹
O447/O577 (SEQ ID NO: 35)	754	3' junction	02-O-447 (SEQ ID NO: 8)	03-O-577 (SEQ ID NO: 17)	9623-10376
67609/69240 (SEQ ID NO: 38)	104	3' junction	67609 (SEQ ID NO: 36)	69240 (SEQ ID NO: 37)	9862-9965

¹Location in sequence of Event DAS-59122-7 (see FIG. 1). Bases 1-2593 = 5' border, bases 2594-9936 = T-DNA insert, bases 9937-11922 = 3' border.

PCR GC2 Advantage™ Polymerase kit (BD Biosciences Clontech, Inc.) was used according to manufacturer's instructions to amplify the insert fragments (22I-1 (SEQ ID NO: 25), 22I-2 (SEQ ID NO: 26), and 22I-3 (SEQ ID NO: 27)). Briefly, a 50 µL reaction contained 5' and 3' primers at a final concentration of 0.2 µM and 40 ng of genomic DNA. PCR reactions were set up in duplicate using genomic DNA preparation from plants DAS-59122-7 T1S2 1 and DAS-59122-7 T1S2 2. PCR conditions were as follows: initial denaturation at 95° C. for 1 min, followed by 35 cycles of 94°/95° C. for 30 sec, 55° C. for 30 sec, and 68° C. for 5 min, with final extension at 68° C. for 6 min. PCR amplification products were visualized under UV light, following electrophoresis through a 1% agarose gel in 1×TBE (89 mM Tris-Borate, 2 mM EDTA, pH 8.3) stained with ethidium bromide.

PCR fragments 22I-1 (SEQ ID NO: 25), 22I-2 (SEQ ID NO: 26), and 22I-3 (SEQ ID NO: 27) were purified by excising the fragments from 0.8% agarose gel in 1×TBE stained with ethidium bromide, and purifying the fragment from the agarose using a QIAquick Gel Extraction Kit (Qiagen). PCR fragments were cloned into a pGEM-T Easy plasmid vector using the pGEM-T Easy Vector System I (Promega Corp.). Cloned fragments were verified by miniprep of the plasmid DNA (QIAprep Spin Miniprep Kit, Qiagen) and restriction digestion with Not I. Plasmid clones and/or purified PCR insert fragments were then sent for sequencing of the complete insert. Sequencing reactions were carried with primers designed to be specific for known T-DNA sequences or with primers specific for use with the pGEM-T Easy vector. Sigma-Genosys, Inc. (The Woodlands, Tex.) synthesized

all PCR primers, which were used at a final concentration of 0.2-0.4 μ M in the PCR reactions.

PCR reactions with genomic DNA isolated from B.t. Cry34/35Ab1 events DAS-59122-7, DAS-45214-4, and DAS-45216-6, and unmodified control lines Hi-II and PH09B were used to confirm (1) the presence of maize genomic DNA in the sequenced border regions of event DAS-59122-7, and (2) event specific amplification across the junctions of the T-DNA insert and genomic DNA borders in event DAS-59122-7.

PCR primers designed to amplify the border sequence flanking the insert in event DAS-59122-7 were used to confirm the presence of those regions in unmodified control lines as well as in event DAS-59122-7. Two (2) sets of primers each, for the 5' and 3' borders (four (4) sets total) were tested. Primer sets 03-O-784/03-O-564 (SEQ ID NO: 18/SEQ ID NO:14) and 03-O-784/03-O-543 (SEQ ID NO: 18/SEQ ID NO:13) were used to amplify 136 bp and 263 bp fragments, respectively, from border sequence 5' to the T-DNA insert in event DAS-59122-7 (FIGS. 2 and 3). Similarly, primer sets 03-O-569/03-O-577 (SEQ ID NO: 15/SEQ ID NO:17) and 03-O-570/03-O-542 (SEQ ID NO: 16/SEQ ID NO:12) were used to amplify 227 bp and 492 bp fragments, respectively, from the 3' genomic border (FIGS. 2 and 3).

Primers designed to amplify fragments across the junction of the border sequence and T-DNA insert were used to establish event-specific PCR fragments for event DAS-59122-7. One primer set was selected for each of the two junctions. Primer set 03-O-784/02-O-215 (SEQ ID NO: 18/SEQ ID NO:1) was designed to amplify a 555 bp fragment across the 5' junction, and primer set 02-O-219/03-O-577 (SEQ ID NO: 2/SEQ ID NO:17) was designed for amplification of a 547 bp fragment at the 3' junction. A set of primers, IVR1(O197) (SEQ ID NO: 39) 5'-CCGCTGTATCACAAAGGGCTGGTACC-3' and IVR2(O198) (SEQ ID NO: 40) 5'-GGAGC-CCGTGTAGAGCATGACGATC-3', based on the endogenous maize invertase gene (Hurst et al., (1999) *Molecular Breeding* 5 (6): 579-586), was used to generate a 226 bp amplification product as an internal positive control for all maize genomic DNA samples.

All PCR primers were synthesized by Sigma-Genosys, Inc. and used at a final concentration of 0.2-0.4 μ M in the PCR reactions. PCR primer sequences are listed in the Table 2. For PCR amplifications, AdvantageTM-GC 2 PCR kit (BD Biosciences) was used according to manufacturer's instructions. Approximately 10-100 ng of genomic DNA template was used per 50 μ L PCR reaction. PCR conditions were as follows: initial template denaturation at 94° C. for 5 min, followed by 35 cycles of 95° C. for 1 minute, 60° C. for 2 minutes, and 72° C. for 3 min, with final extension at 72° C. for 7 min. The PCR amplification products were visualized under UV light following electrophoresis through a 1% agarose gel with 1 \times TBE and ethidium bromide.

Sequence data obtained for the T-DNA insert and border regions of event DAS-59122-7 was reviewed and assembled using Seqman IITM software Version 4.0.5 (DNASar, Inc., Madison, Wis.). The 5' and 3' border sequences flanking the insert present in event DAS-59122-7 were used for homology searching against the GenBank public databases in order to further characterize the site of insertion in the maize genome. Analysis to identify open reading frames in the junction regions between the flanking borders and T-DNA insert in event DAS-59122-7 was conducted using Vector NTI8.0 (InforMaxTM, Inc., Frederick, Md.).

In total, 11922 bp of sequence from genomic DNA of event DAS-59122-7 was confirmed (see FIG. 1). At the 5' end of the T-DNA insert, 2593 bp of flanking border sequence was iden-

tified, and 1986 bp of flanking border sequence was obtained on the 3' end from fragments derived from genome walking experiments. A total of 7160 bp of the T-DNA insert was cloned and sequenced using PCR primer sets designed to amplify three overlapping fragments labeled 22I-1 (2501 bp) (SEQ ID NO:25), 22I-2 (3027 bp) (SEQ ID NO:26), and 22I-3 (2830 bp) (SEQ ID NO:27) representing sequence from the 5' region of the T-DNA running through to the 3' region of the T-DNA insert for event DAS-59122-7 from bp 2687 to bp 9846 (see FIG. 1). The remainder of the T-DNA insert region was sequenced from two PCR fragments, O506/O476 (SEQ ID NO: 10/SEQ ID NO:9) and O447/O577 (SEQ ID NO: 8/SEQ ID NO:17) that spanned the 5' and 3' junctions, respectively, of the T-DNA insert with corn genomic DNA. Primers used were designed based on the sequence obtained from the genome walking experiments to amplify a fragment spanning the unique junction of the T-DNA with the corn genomic DNA. Primer set 03-O-506/03-O-476 (SEQ ID NO: 10/SEQ ID NO:9) spanned the 5' junction and amplified a 313 bp fragment (from bp 2427 to bp 2739) and primer set 03-O-447/03-O-577 (SEQ ID NO: 8/SEQ ID NO:17) spanned the 3' junction and amplified a 754 bp fragment (from bp 9623 to bp 10376). Combined, a total of 7343 bp of the T-DNA insert in event DAS-59122-7 was cloned and sequenced (from bp 2594 to bp 9936, see FIG. 1) and compared to the sequence of the transforming plasmid, PHP17662. Two nucleotide differences at bp 6526 and bp 6562 were observed in the non-translated wheat peroxidase promoter region of the T-DNA insert (see FIG. 1). Neither of the observed base changes affected the open reading frame composition of the T-DNA insert. Both the 3' and 5' end regions of the T-DNA insert were found to be intact, except for deletion of the last 22 bp at the 5' end and 25 bp at the 3' end encompassing the Right and Left T-DNA Border regions, respectively. While T-DNA border sequences are known to play a critical role in T-DNA insertion into the genome, this result is not unexpected since insertions are often imperfect, particularly at the Left T-DNA Border (Tinland (1996) *Trends in Plant Science* 1(6): 178-184).

BLAST (Basic Local Alignment Search Tool) analysis of the genomic border regions of event DAS-59122-7 showed limited homology with publicly available sequences (Release 138.0 GenBank, Oct 25, 2003). Analysis of the 5' border region found two areas with significant homology to maize genomic and EST (Expressed Sequence Tag) sequences. The first area encompasses 179 bp (bp 477 to bp 655 of the border sequence) and displays similarity to several molecular markers, chromosomal sequences, and consensus sequences obtained by alignment of various ESTs. The second area occurs at bp 1080 to bp 1153 (74 bp) of the 5' border sequence, and shows similarity to a number of different maize ESTs and genomic sequences. The 3' border region also had two small non-contiguous regions of similarity to plant DNA sequences. The inner 3' region of 162 bp (bp 9954 to bp 10115) showed similarity to the 3' untranslated end of two genomic *Zea mays* alcohol dehydrogenase (*adh1*) genes as well as to several EST consensus sequences. A smaller region (57 bp) in the middle of the 3' border (bp 10593 to bp 10649) showed similarity to non-coding regions from multiple maize genomic sequences.

Overall, no homologous regions greater than 179 base pairs were identified in either of the genomic border sequences, nor was more than one homologous region from the same known sequence found. Individual accessions displaying similarity to the event DAS-59122-7 border sequences were examined to determine if the insertion in event DAS-59122-7 occurred in a characterized protein coding sequence. None of the regions of similarity occurred

within any known protein coding sequences. Local alignment of the entire transformation plasmid sequence, PHP17662, with the event DAS-59122-7 border sequences showed no significant homologies, indicating that the border regions flanking the T-DNA insert did not contain fragments of the transforming plasmid. Therefore, identification and characterization of the genomic sequence flanking the insertion site in event DAS-59122-7 was limited due to the absence of significant regions of homology to known sequences.

The 5' and 3' junction regions between the maize genomic border sequence and the T-DNA insert in event DAS-59122-7 were analyzed for the presence of novel open reading frames. No open reading frames of significant size (>100 amino acids) were identified in the 5' or 3' border junction regions, indicating that no novel open reading frames were generated as a result of the T-DNA insertion. Additionally, the homology searches did not indicate the presence of endogenous maize open reading frames in the border regions that might have been interrupted by the T-DNA insertion in B.t. Cry34/35Ab1 event DAS-59122-7.

Example 5

PCR Primers

DNA event specific primer pairs were used to produce an amplicon diagnostic for DAS-59122-7. These event primer pairs include, but are not limited to, SEQ ID NO: 18 and SEQ ID NO: 1; SEQ ID NO: 2 and SEQ ID NO: 17; SEQ ID NO: 10 and SEQ ID NO: 9; and SEQ ID NO: 8 and SEQ ID NO: 17; and SEQ ID NO: 36 and SEQ ID NO: 37. In addition to these primer pairs, any primer pair derived from SEQ ID NO: 21 and SEQ ID NO: 22 that when used in a DNA amplification reaction produces a DNA amplicon diagnostic for DAS-59122-7 is an embodiment of the present invention. Any modification of these methods that use DNA primers or complements thereof to produce an amplicon DNA molecule diagnostic for DAS-59122-7 is within the ordinary skill of the art. In addition, control primer pairs, which include IVR1 (O197)/IVR2(O198) (SEQ ID NO: 39/SEQ ID NO: 40) for amplification of an endogenous corn gene are included as internal standards for the reaction conditions.

The analysis of plant tissue DNA extracts to test for the presence of the DAS-59122-7 event should include a positive tissue DNA extract control (a DNA sample known to contain the transgenic sequences). A successful amplification of the positive control demonstrates that the PCR was run under conditions that allow for the amplification of target sequences. A negative, or wild-type, DNA extract control in which the template DNA provided is either genomic DNA prepared from a non-transgenic plant, or is a non-DAS-59122-7 transgenic plant, should also be included. Additionally a negative control that contains no template corn DNA extract will be a useful gauge of the reagents and conditions used in the PCR protocol.

Additional DNA primer molecules of sufficient length can be selected from SEQ ID NO: 21 and SEQ ID NO: 22 by those skilled in the art of DNA amplification methods, and conditions optimized for the production of an amplicon diagnostic for event DAS-59122-7. The use of these DNA primer sequences with modifications to the methods shown in these Examples are within the scope of the invention. The amplicon wherein at least one DNA primer molecule of sufficient length derived from SEQ ID NO: 21 and SEQ ID NO: 22 that is diagnostic for event DAS-59122-7 is an embodiment of the invention. The amplicon wherein at least one DNA primer of sufficient length derived from any of the genetic elements of PHI17662A that is diagnostic for event DAS-59122-7 is an embodiment of the invention. The assay for the DAS-59122-7 amplicon can be performed by using a Stratagene Robocycler, MJ Engine, Perkin-Elmer 9700, or Eppendorf Mastercycler Gradient thermocycler, or by methods and apparatus known to those skilled in the art.

Having illustrated and described the principles of the present invention, it should be apparent to persons skilled in the art that the invention can be modified in arrangement and detail without departing from such principles. We claim all modifications that are within the spirit and scope of the appended claims.

All publications and published patent documents cited in this specification are incorporated herein by reference to the same extent as if each individual publication or patent application was specifically and individually indicated to be incorporated by reference.

SEQUENCE LISTING

<160> NUMBER OF SEQ ID NOS: 40

<210> SEQ ID NO 1
 <211> LENGTH: 28
 <212> TYPE: DNA
 <213> ORGANISM: Artificial Sequence
 <220> FEATURE:
 <223> OTHER INFORMATION: Oligonucleotide primer

<400> SEQUENCE: 1

gtggctcctt caacgttgcg gttctgtc

28

<210> SEQ ID NO 2
 <211> LENGTH: 29
 <212> TYPE: DNA
 <213> ORGANISM: Artificial Sequence
 <220> FEATURE:
 <223> OTHER INFORMATION: Oligonucleotide primer

<400> SEQUENCE: 2

cgtgcaagcg ctcaattcgc cctatagtg

29

-continued

<210> SEQ ID NO 3
<211> LENGTH: 20
<212> TYPE: DNA
<213> ORGANISM: Artificial Sequence
<220> FEATURE:
<223> OTHER INFORMATION: Oligonucleotide primer

<400> SEQUENCE: 3

aattgagcgc ttgcacgttt 20

<210> SEQ ID NO 4
<211> LENGTH: 24
<212> TYPE: DNA
<213> ORGANISM: Artificial Sequence
<220> FEATURE:
<223> OTHER INFORMATION: Oligonucleotide primer

<400> SEQUENCE: 4

aacaacaaga ccggccacac cctc 24

<210> SEQ ID NO 5
<211> LENGTH: 25
<212> TYPE: DNA
<213> ORGANISM: Artificial Sequence
<220> FEATURE:
<223> OTHER INFORMATION: Oligonucleotide primer

<400> SEQUENCE: 5

gaggtggtct ggatggtgta ggtca 25

<210> SEQ ID NO 6
<211> LENGTH: 28
<212> TYPE: DNA
<213> ORGANISM: Artificial Sequence
<220> FEATURE:
<223> OTHER INFORMATION: Oligonucleotide primer

<400> SEQUENCE: 6

tacaacctca agtggttctt cttcccga 28

<210> SEQ ID NO 7
<211> LENGTH: 25
<212> TYPE: DNA
<213> ORGANISM: Artificial Sequence
<220> FEATURE:
<223> OTHER INFORMATION: Oligonucleotide primer

<400> SEQUENCE: 7

gaggtctgga tctgcatgat gcgga 25

<210> SEQ ID NO 8
<211> LENGTH: 23
<212> TYPE: DNA
<213> ORGANISM: Artificial Sequence
<220> FEATURE:
<223> OTHER INFORMATION: Oligonucleotide primer

<400> SEQUENCE: 8

aacccttagt atgtatttgt att 23

<210> SEQ ID NO 9
<211> LENGTH: 26
<212> TYPE: DNA
<213> ORGANISM: Artificial Sequence
<220> FEATURE:
<223> OTHER INFORMATION: Oligonucleotide primer

-continued

<400> SEQUENCE: 9
ctccttcaac gttgcggttc tgtcag 26

<210> SEQ ID NO 10
<211> LENGTH: 25
<212> TYPE: DNA
<213> ORGANISM: Artificial Sequence
<220> FEATURE:
<223> OTHER INFORMATION: Oligonucleotide primer

<400> SEQUENCE: 10
ttttgcaaag cgaacgattc agatg 25

<210> SEQ ID NO 11
<211> LENGTH: 23
<212> TYPE: DNA
<213> ORGANISM: Artificial Sequence
<220> FEATURE:
<223> OTHER INFORMATION: Oligonucleotide primer

<400> SEQUENCE: 11
gcgggacaag ccgttttacg ttt 23

<210> SEQ ID NO 12
<211> LENGTH: 25
<212> TYPE: DNA
<213> ORGANISM: Artificial Sequence
<220> FEATURE:
<223> OTHER INFORMATION: Oligonucleotide primer

<400> SEQUENCE: 12
gacgggtgat ttatttgatc tgcac 25

<210> SEQ ID NO 13
<211> LENGTH: 25
<212> TYPE: DNA
<213> ORGANISM: Artificial Sequence
<220> FEATURE:
<223> OTHER INFORMATION: Oligonucleotide primer

<400> SEQUENCE: 13
catctgaatc gttcgctttg caaaa 25

<210> SEQ ID NO 14
<211> LENGTH: 26
<212> TYPE: DNA
<213> ORGANISM: Artificial Sequence
<220> FEATURE:
<223> OTHER INFORMATION: Oligonucleotide primer

<400> SEQUENCE: 14
ctacgttcca atggagctcg actgtc 26

<210> SEQ ID NO 15
<211> LENGTH: 25
<212> TYPE: DNA
<213> ORGANISM: Artificial Sequence
<220> FEATURE:
<223> OTHER INFORMATION: Oligonucleotide primer

<400> SEQUENCE: 15
ggccaagtgg aacttggtc actca 25

-continued

<210> SEQ ID NO 16
 <211> LENGTH: 25
 <212> TYPE: DNA
 <213> ORGANISM: Artificial Sequence
 <220> FEATURE:
 <223> OTHER INFORMATION: Oligonucleotide primer

 <400> SEQUENCE: 16

 gagtgaagag ataagcaagt caaag 25

<210> SEQ ID NO 17
 <211> LENGTH: 25
 <212> TYPE: DNA
 <213> ORGANISM: Artificial Sequence
 <220> FEATURE:
 <223> OTHER INFORMATION: Oligonucleotide primer

 <400> SEQUENCE: 17

 catgtatacg taagtttggg gctgg 25

<210> SEQ ID NO 18
 <211> LENGTH: 25
 <212> TYPE: DNA
 <213> ORGANISM: Artificial Sequence
 <220> FEATURE:
 <223> OTHER INFORMATION: Oligonucleotide primer

 <400> SEQUENCE: 18

 aatccacaag attggagcaa acgac 25

<210> SEQ ID NO 19
 <211> LENGTH: 2593
 <212> TYPE: DNA
 <213> ORGANISM: Artificial Sequence
 <220> FEATURE:
 <223> OTHER INFORMATION: 5' flanking sequence of DAS 59122-7.

 <400> SEQUENCE: 19

 ctgagcgcac aacagcgcagt cgcacggcac cggacgacat gagcgcgagatt tagatcggag 60
 ggtgctggaca tggggcaacc tgcgcagcta acgcagggat ccacacgacc accaacgaag 120
 ccaagccccg gcacgtcccc aggcaggttg ggccttggtt ccaccagcgg atgcatgcag 180
 tgaagcgggg acggagagac aagccgaggg cgcgggtggg aatggcgtcc gggaggacga 240
 gtggaggaga agaatctaga ggcacgcaga ttcgagaagc cgacggagac aagattcgtg 300
 tggggggaga caaacgcggg ggctgagcgc cgttgatagc ggatcagacg gtgtggataa 360
 aaaaagtgac gttgatagaa cgtctggcca gtgaaaaaac aaaacaactc caacaaaata 420
 ctttaaaagc tcttataccc taaatgtagg ggatcaaaac cgtctctaca ctatttagca 480
 gcgtcctcta aatgatcctc taaatctaga gaacgctact agattctcta tatatagttt 540
 ctctaaaaga tcttttatcc atttaaacac tttaaataac cggtttaaca aaactaaaat 600
 atatacaata catttgagag tatgacaaat acgtatgtat aaaaataaaa aataaaataa 660
 tgtattagtc tactttgaat cttcttttct tcataatata atgatgtata gctctcatgt 720
 gcgcttgagaa aaaagttaga gctagacggt taatgtgtag tgacagtctt cgacgaaatc 780
 tcctaatga gatgaattac tggagggtcc atcagaaaagt cccctgaaaa gaggcattta 840
 tttagtttag tcagcaattt ctgggaacac aatattctt ttgttatcac cactattaaa 900
 aatctatggg tataacttat aataacatga aaaaataaatt tagcatcca tatatataaa 960
 aactgaagga agccatatat actaacataa gttaggagaa actaagaagg ttgtgcaaag 1020
 cttgcactgc tccaaaatac tgcaaacac cactctctc taccaaccaa agaaactcat 1080

-continued

```

gtactccctc cgttcttttt tatttgctgc attttagttt aaaaatgaac tagcagtcga 1140
caaatattcg agaacagata tagtatatac taacataact taggagatac taagaaagtt 1200
gcgagagct ttcactgttc caaattactg caaagcctct cccctctgcc agtacatcta 1260
cgagatgttt cagttaaaca aagattcaga caagtgatga gccacttctt gtcatagatt 1320
gtgtgggtcaa ccaaccatt gatgccacgg tttttgtgca tccatgcttt tgtattaaaa 1380
catcagttat gtttaccatg tccgatatgc tctacataat gacaatcaac ttgggtgttca 1440
ttatatttac aatgtagga atttcaatag ctacgaacac ttcaatagaa gtgcctttgt 1500
gggatcacct taatgtgttg ttgatgtaag gagaagaatc ttaatttact cttgctaaat 1560
ttgaactaca caaaaccact gcactgagga ttgtcctaataa aaattactgc tcatacacgt 1620
tagcatctgt tcagatactg agctaataccc taggattaaa ggatttgtaa aagatatgcc 1680
caatcattca ttttagttat ttatttctta gttatccact tgaagattta catacatttg 1740
aaataaattt cttagaggta aagtgaaaat cagttattta aatacatttt agttatttat 1800
tttcttcttt ttctaattt ttcttctgat ttgaagtctg aaaagataac tttgccctta 1860
tacatatttt atcttctacg tacgcatctg aacaacgtct ctttgtcccc tgatcgtgca 1920
gcaattagtg ctatgaatcg cgtttaagcg ctgcaaaaatc atggctgggg cttcgtctctc 1980
gagtcgtect gctgctcgat gtcacctcga gtcccgacc gacctcagtg cttgttcttg 2040
ttggagccac ctctctcgga cgatcgccaa agacggataa ggccgaagcc gtcacttcag 2100
accgcgctca tgcgccgtag cagactccta catagcaggg ccagggtatg tggacctttg 2160
caagtttagg attggaacca gcgaccagaa tccacaagat tggagcaaac gaccaaaaat 2220
tcacaaggat tggcggctga cattgccagc gcgggatcgc atgcggcggc ggcggccggg 2280
gcgagcacgg gagcaggcga cagtcgagct ccattggaac gtagaaatac ttaagggcaa 2340
ggtctccaaa tacttgaaaa aataggaaaa agaagaaaat acatgaaatg atattgaaat 2400
caattggaag atgttatgaa tcttgttttt gcaaagcgaa cgattcagat ggcaaaacta 2460
tgaatctttt tgtttgaaat cccaaatata aaattttctc gtactacca acattggtgc 2520
gcacctgtga ttggctcata aaaattcttg gagggacgga agaaagagtg aagggataag 2580
caagtaaaag cgc 2593

```

<210> SEQ ID NO 20

<211> LENGTH: 1986

<212> TYPE: DNA

<213> ORGANISM: Artificial Sequence

<220> FEATURE:

<223> OTHER INFORMATION: 3' flanking sequence of DAS 59122-7.

<400> SEQUENCE: 20

```

ttcccttcta tggcccgtt tgtttatcct ctaaattata taatccagct taaataagtt 60
aagagacaaa caacaacac agattattaa atagattatg taatctagat acctagatta 120
tgtaatccat aagtagaata tcagggtgctt atataatcta tgagctcgat tatataatct 180
taaaagaaaa caaacagagc ccctataaaa aggggtcaag tggacacttg gtcactcatt 240
taatccctcc ctctcctctt ttatccctct ttttgggtgta ttcaccaata gtgggtgtgca 300
cctgtgattg gctcgtaaaa attcttggac ggatggaaga gtgaagagat aagcaagtca 360
aagaaaagta acaacgaagc ttcatcagct acaaattttg gcccaactgg ttgcaccagc 420
accaaaactta cgtatacatg attatctctg tttccctcat ttcgaagaaa aaaacggggt 480
tcaaaacca ctgctttcag gagtaaaaaa agataataat ctgaaacatt gcttccacct 540

```

-continued

tggcccttat ttggttacgt tgcaattcac cccaatccac atgtggattg agatggattg	600
cagtgtagct agacaaaccc ttaggccctg tttgcatagg aatacaccag gaattattcc	660
agctaataca aatttatata aatgagagaa acaattcgga taggaattgt tccaggactt	720
cattctgcag taaccgaacg gccccttaat ccacccaat acacgtggat tggagtggat	780
tgaggtacag ccaacaagg cctaagtgca gatcaaataa atcacccgtc atattcttct	840
acctacaaaa acagcaataa acacctgaat gaagttctaa tttgcacagt gtaggtagga	900
tgaaaatagt tacctcctca tggtcagtaa ctcttggcac acaacttcac atgtaatcga	960
tgtaccactt ggctcttgcc tgaaacccaa tacatcttta gcataagaat aatattatga	1020
tggcaaggca tgatcaccag cactccttta ttgttagta agtctatcac tccccaaaac	1080
aattcaaatg aacagagatg cattgcccc aatgaattct atttcaatta gccggaaaat	1140
tctacttcat cagaagcatc caaattgcc aatccctac tagactgacc atgaccaggg	1200
tgccgcagat gcctcttttt ctgtcctctc ctctttgcct tgagtttctc tccaagatcc	1260
ctcacccac gtctcttata catcttaaag ctaacatgtc tctcctccgc catcttctta	1320
accttctcag taatctcagc agcaatctga cggttgtaca acttcttcag ccccttcatc	1380
aactttgcaa atgtgtcagg ctgtggcatc agtctgcct ctagcatgtc taagcaatac	1440
aggcaggcct ccttgacatg tttcttcgca aacagtgc atccagat agtccatgca	1500
ctcacattga gctcacagcc tttgctcaca atacatttcc aaacatcctt tgcaagctca	1560
agtttctcat ctctgaccaa cgcattgagg aggtccttca gcacccata ttgcgggtacc	1620
acaaagagcc cctcccaac catgtcttta aaataactac atgcctcaat cagcaaaccc	1680
tgccaacaaa ggccactcac cacgatagca aatgtatcga ccacaggact gagccagca	1740
ctttccatct cattccacaa tgatcatggct tgcttggctt cccaagcct gcaggccaac	1800
cgaatcacca cattgtatat cttgagatct ggtggacacc ggcactcccg catcctctcc	1860
atcagctcca agcactcctc aagctgctcc ttcttctcgt gtgctacaaa gaaaccatgg	1920
tacacggcag cgtccacccg caggccatcc ctgcacatag catccaagaa ctcgtacccc	1980
tgggat	1986

<210> SEQ ID NO 21

<211> LENGTH: 3594

<212> TYPE: DNA

<213> ORGANISM: Artificial Sequence

<220> FEATURE:

<223> OTHER INFORMATION: Sequence that represents part of the PHI17662A insert as well as flanking sequence 5' to the insert.

<400> SEQUENCE: 21

ctgagcgcac aacagcgagt cgcattggcac cggacgacat gagcagatt tagatcggag	60
ggtgcggaca tggggcaacc tgccgagcta acgacgggat ccacacgacc accaacgaag	120
ccaagcccgg gcacgtcccc aggcagggtg ggccctgggt ccaccagcgg atgcatgcag	180
tgaagcgggg acggagagac aagccgaggg cgcgggtggg aatggcgtcc gggaggacga	240
gtggaggaga agaacttaga ggcatcgaga ttcgagaagc cgacggagac aagattcgtg	300
tggggggaga caaacgcgg ggctgagcgc cgttgatatg ggatcagacg gtgtggataa	360
aaaaagtgac gttgatagaa cgtctggcca gtgaaaaaac aaaacaactc caacaaaata	420
ctttaaaagc tcttataccc taaatgtagg ggatcaaaaa cgtctctaca ctatttagca	480
gcgtcctcta aatgatcctc taaatttaga gaacgctact agattctcta tatatagttt	540

-continued

ctctaaacga	tcttttatcc	atttaaatac	tttaaataac	cggtttaaca	aaactaaaat	600
atatacaata	catttgagag	tatgacaaat	acgtatgtat	aaaaataaaa	aataaaataa	660
tgtattagtc	tactttgaat	cttcttttct	tcataatata	atgatgtata	gctctcatgt	720
gcgttgagaa	aaaagttaga	gctagacggt	taatgtgtag	tgacagtctt	cgacgaaatc	780
tcctaataga	gatgaattac	tggaggttcc	atcagaaagt	cccctgaaaa	gaggcattta	840
tttagtttag	tcagcaattt	ctgggaacac	aaatattctt	ttgttatcac	cactattaaa	900
aatctatggt	tataacttat	aataacatga	aaaaataatt	tagcatccca	tatatataaa	960
aactgaagga	agccatata	actaacataa	gtaggagaa	actaagaagg	ttgtgcaaag	1020
cttgcaactgc	tccaaaatac	tgcaaacac	cactctctc	taccaacca	agaaactcat	1080
gtactcctc	cgttctttt	tatttgctgc	attttagttt	aaaaatgaac	tagcagtcga	1140
caaatattcg	agaacagata	tagtatatac	taacataact	taggagatac	taagaaagtt	1200
gcgagagct	ttcactgttc	caaattactg	caaagcctct	cccctctgcc	agtacatcta	1260
cgagatgttt	cagttaaaca	aagattcaga	caagtgatga	gccacttctt	gtcatagatt	1320
gtgtggtcaa	ccaaccatt	gatgccacgg	ttttgtgca	tccatgcttt	tgtattaaaa	1380
catcagttat	gtttaccatg	tccgatatgc	tctacataat	gacaatcaac	ttggtgttca	1440
ttatatttac	aatgtagga	atttcaatag	ctacgaacac	ttcaatagaa	gtgcctttgt	1500
gggatcacct	taatgtgtg	ttgatgtaag	gagaagaatc	ttaatttact	cttgctaaat	1560
ttgaactaca	caaaaccact	gcactgagga	ttgtccta	aaattactgc	tcatacacgt	1620
tagcatctgt	tcagatactg	agctaatecc	taggattaaa	ggatttgtaa	aagatatgcc	1680
caatcattca	tttagttat	ttatttctta	gttatccact	tgaagattta	catacatttg	1740
aaataaat	cttagaggta	aagtgaaaat	cagttattta	aatacatttt	agttatttat	1800
tttcttctt	ttcctaattt	ttccttgtat	ttgaagtctg	aaaagataac	tttgccctta	1860
tacatatttt	atcttctacg	tacgcatctg	aacaacgtct	ctttgtcccc	tgatcgtgca	1920
gcaattagtg	ctatgaatcg	cgtttaagcg	ctgcaaaaatc	atggctgggg	cttcgtctc	1980
gagtcgtcct	gctgctcgat	gtcacctcga	gtcccgacc	gacctcagt	cttgttcttg	2040
ttggagccac	ctctctcgga	cgatcgccaa	agacggataa	ggccgaagcc	gtcacttcag	2100
accgcgctca	tgcgccgtag	cagactccta	catagcaggg	ccagggtatg	tggacctttg	2160
caagtttagg	attggaacca	gcgaccagaa	tccacaagat	tggagcaaac	gacaaaaaat	2220
tcacaaggat	tggcggctga	cattgccagc	gcgggatcgc	atgcggcggc	ggcggccggg	2280
gcgagcacgg	gagcaggcga	cagtcgagct	ccattggaac	gtagaaatac	ttaagggcaa	2340
ggtctccaaa	tacttgaaaa	aataggaaaa	agaagaaaat	acatgaaatg	atattgaaat	2400
caattggaag	atggtatgaa	tcttgttttt	gcaaagcgaa	cgattcagat	ggcaaaaacta	2460
tgaatctttt	tgtttgaagt	cccaaatata	aaattttctc	gtactacca	acattggtgc	2520
gcacctgtga	ttggtcata	aaaattcttg	gagggacgga	agaaagagt	aagggataag	2580
caagtaaaag	cgctcaaca	ctgatagttt	aaactgaagg	cgggaaacga	caatctgatc	2640
atgagcggag	aattaaggga	gtcacgttat	gacccccgcc	gatgacgagg	gacaagccgt	2700
tttacgtttg	gaactgacag	aaccgcaacg	ttgaaggagc	cactcagcaa	gcttactagt	2760
agcgtgttt	aaacgctctt	caactggaag	agcggttacc	cggaccgaag	cttgcatgcc	2820
tgcagtgcag	cgtgaccggg	tcgtgcccct	ctctagagat	aatgagcatt	gcatgtctaa	2880
gttataaaaa	attaccacat	atTTTTTTTg	tcacacttgt	ttgaagtgca	gtttatctat	2940

-continued

```

ctttatacat atatttaaac ttactctac gaataatata atctatagta ctacaataat 3000
atcagtgttt tagagaatca tataaatgaa cagttagaca tgggtctaaag gacaattgag 3060
tattttgaca acaggactct acagttttat ctttttagtg tgcattgtgt ctctttttt 3120
tttgcaaata gcttcaccta tataaactt catccatatt attagtacat ccatttaggg 3180
tttaggggta atgggtttta tagactaatt ttttttagtac atctatttta ttctatttta 3240
gcctctaaat taagaaaact aaaactctat tttagttttt ttatttaata atttagatat 3300
aaaatagaat aaaataaagt gactaaaaat taaacaata ccctttaaga aattaaanaa 3360
actaaggaaa catttttctt gtttcgagta gataatgcca gcctgttaa cgccgctgac 3420
gagtctaacg gacaccaacc agcgaaccag cagcgtcgcg tcgggccaag cgaagcagac 3480
ggcacggcat ctctgctgct gcctctggac ccctctcgag agttccgctc caccgttgga 3540
cttgctccgc tgcggcatc cagaaattgc gtggcggagc ggcagacgtg agcc 3594

```

<210> SEQ ID NO 22

<211> LENGTH: 2987

<212> TYPE: DNA

<213> ORGANISM: Artificial Sequence

<220> FEATURE:

<223> OTHER INFORMATION: Sequence that represents part of the PHI17662A insert as well as flanking sequence 3' to the insert.

<400> SEQUENCE: 22

```

ctccggagag gagaccagt gagattaggc cagctacagc agctgatatg gccgcggttt 60
gtgatatcgt taaccattac attgagacgt ctacagtga ctttaggaca gagccacaaa 120
caccacaaga gtggattgat gatctagaga ggttgaaga tagataccct tggttggttg 180
ctgaggttga ggggtgtgtg gctggatttg cttacgctgg gccctggaag gctaggaacg 240
cttacgattg gacagttgag agtactgttt acgtgtcaca taggcatcaa aggttgggcc 300
taggatccac attgtacaca catttgctta agtctatgga ggcgcaaggt tttaagtctg 360
tggttgctgt tataggcctt ccaaacgatc catctgttag gttgcatgag gctttgggat 420
acacagcccg gggtagattg cgcgcagctg gatacaagca tgggtgatgg catgatggtg 480
gtttttggca aagggatttt gagttgccag ctctccaag gccagttagg ccagttaccc 540
agatctgagt cgacctgcag gcatgcccgc tgaatcacc agtctctctc taaaaatcta 600
tctctcteta taataatgtg tgagtagttc ccagataagg gaattaggtg tcttataggg 660
tttcgctcat gtgttgagca tataagaaac ccttagtatg tatttgatt tgtaaaatac 720
ttctatcaat aaaatttcta attcctaaaa ccaaaatcca gggcgagctc ggtaccggg 780
gatcctctag agtcgacctg caggcatgcc cgcggatc gatgggcccc ggccgaagct 840
tcggtcgggg ccatcgtggc ctcttgctct tcaggatgaa gagctatgtt taaacgtgca 900
agcgtcaat tcgccctata gtgagtcgta ttacaatcgt acgcaattca gtacattaaa 960
aacgtccgca atgtgttatt aagttgtcta agcgtcaatt tttccctct atggtcccgt 1020
ttgtttatcc tctaaattat ataatccagc ttaaataagt taagagacaa acaacaaca 1080
cagattatta aatagattat gtaatctaga tacctagatt atgtaatcca taagtagaat 1140
atcagggtgct tatataatct atgagctcga ttatataatc ttaaagaaa acaaacagag 1200
cccctataaa aaggggtcaa gtggacactt ggtcactcat ttaatecctc cctctcctct 1260
tttatccctc tttttggtgt attcaccaat agtgggtgtc acctgtgatt ggctcgtaaa 1320
aattcttgga cggatggaag agtgaagaga taagcaagtc aaagaaaagt aacaacgaag 1380

```

-continued

```

cttcatcagc tacaaat ttt ggccaactg gttgcaccag caccaaactt acgtatacat 1440
gattatctct gtttccctca tttcgaagaa aaaaacgggt ttcaaaaccc actgctttca 1500
ggagtaaaaa aagataataa tctgaaacat tgcttccacc ttggccctta tttgggttacg 1560
ttgcaattca ccccaatcca catgtggatt gagatggatt gcagtgtagc tagacaaacc 1620
cttaggcctt gtttgcatag gaatacacca ggaattattc cagctaatca aaatttatat 1680
aaatgagaga aacaattcgg ataggaattg ttccaggact tcattctgca gtaaccgaac 1740
ggccccttaa tccaccccaa tacacgtgga ttggagtgga ttgaggtaca gccaaacaag 1800
gcctaagtgc agatcaaata aatcacccgt catattcttc tacctacaaa aacagcaata 1860
aacacctgaa tgaagttcta atttgcacag ttaggttagg atgaaaatag ttacctctc 1920
atggtcagta actcttggca cacaacttca catgtaatcg atgtaccact tggctcttgc 1980
ctgaaaccca atacatcttt agcataagaa taatattatg atggcaaggc atgatcacca 2040
gcactccttt attgtttagt aagtctatca ctccccaaaa caattcaaat gaacagagat 2100
gcattgcccc caatgaattc tatttcaatt agccggaaaa ttctacttca tcagaagcat 2160
ccaaattgcc agcatcccta ctagactgac catgaccagg ctgccgcaga tgectctttt 2220
tctgtctctt cctctttgcc ttgagtttct cttcaagatc cctcacccca cgtctcttat 2280
acatcttaaa gctaacatgt ctctcctccg ccatcttctt aaccttctca gtaatctcag 2340
cagcaatctg acggttgtag aacttcttca gcccttctat caactttgca aatgtgtcag 2400
gctgtggcat cagtcctgcc tctagcatgt ctaagcaata caggcaggcc tccttgacat 2460
gtttctctgc aaacagtgca tgaatccaga tagtccatgc actcacattg agctcacagc 2520
ctttgctcac aatacatttc caaacatcct ttgcaagctc aagtttctca tctctgacca 2580
acgcattgag gaggtccttc agcaccccat attgcggtac cacaaagagc cccctcccaa 2640
ccatgtcttt aaaataacta catgcctcaa tcagcaaacc ctgcccaca aggccactca 2700
ccacgatagc aatgtatcg accacaggac tgagcccagc actttccatc tcattccaca 2760
atgtcatggc ttgcttggtc tccccagcc tgagggccaa ccgaatcacc acattgtata 2820
tcttgagatc tgggtggacac cggcactccc gcacctctc catcagctcc aagcactcct 2880
caagctgctc cttcttctcg tgtgctacaa agaaacctag gtacacggca gcgtccaccc 2940
gcaggccatc cctcgacata gcatccaaga actcgtaccc ctgggat 2987

```

<210> SEQ ID NO 23

<211> LENGTH: 11922

<212> TYPE: DNA

<213> ORGANISM: Artificial Sequence

<220> FEATURE:

<223> OTHER INFORMATION: The sequence represents the complete sequence of the insert and flanking regions of event DAS 59122-7.

<400> SEQUENCE: 23

```

ctgagcgcac aacagcgagt cgcattggc cggacgacat gagcgagatt tagatcggag 60
ggtgaggaca tggggcaacc tgcgcagcta acgcagggat ccacacgacc accaacgaag 120
ccaagcccgg gcacgtcccc aggcagggtt gccctgggt ccaccagcgg atgcatgcag 180
tgaagcgggg acggagagac aagccgaggg cgcgggtggg aatggcgtcc gggaggacga 240
gtggaggaga agaatctaga ggcattcaga ttcgagaagc cgacggagac aagattcgtg 300
tggggggaga caaacccggg ggctgagcgc cgttgatatg ggatcagacg gtgtggataa 360
aaaaagtgac gttgatagaa cgtctggcca gtgaaaaaac aaaacaactc caacaaaata 420

```

-continued

ctttaaagc	tcttataccc	taaagttagg	ggatcaaaca	cgtctctaca	ctatttagca	480
gcgtcctcta	aatgatcctc	taaatttaga	gaacgctact	agattctcta	tatatagttt	540
ctctaaacga	tcttttatcc	atttaaatac	ttaaataaac	cggtttaaca	aaactaaaat	600
atatacaata	catttgagag	tatgacaaat	acgtatgtat	aaaaataaaa	aataaaaata	660
tgtattagtc	tactttgaat	cttcttttct	tcataatata	atgatgtata	gctctcatgt	720
gcgttgagaa	aaaagttaga	gctagacggt	taatgtgtag	tgacagtctt	cgacgaaatc	780
tcctaataga	gatgaattac	tggaggttcc	atcagaaagt	cccctgaaaa	gaggcattta	840
tttagtttag	tcagcaattt	ctgggaacac	aaatattctt	ttggtatcac	cactattaaa	900
aatctatggt	tataacttat	aataacatga	aaaaataatt	tagcatcca	tatatataaa	960
aactgaagga	agccatata	actaacataa	gttaggagaa	actaagaagg	ttgtgcaaag	1020
cttgcactgc	tccaaaatac	tgcaaacac	cactctctc	taccaaccaa	agaaactcat	1080
gtactccctc	cgttcttttt	tatttgctgc	attttagttt	aaaaatgaac	tagcagtcga	1140
caaatattcg	agaacagata	tagtatatac	taacataact	taggagatac	taagaaagtt	1200
gcgcagagct	ttcactgttc	caaattactg	caaagcctct	cccctctgcc	agtacatcta	1260
cgagatgttt	cagttaaaca	aagattcaga	caagtgatga	gccacttctt	gtcatagatt	1320
gtgtggtcaa	ccaaccatt	gatgccacgg	ttttgtgca	tccatgcttt	tgtattaaaa	1380
catcagttat	gtttaccatg	tccgatatgc	tctacataat	gacaatcaac	ttggtgttca	1440
ttatatttac	aatgtagga	atttcaatag	ctacgaacac	ttcaatagaa	gtgcctttgt	1500
gggatcacct	taatgtgtg	ttgatgtaag	gagaagaatc	ttaatttact	cttgctaaat	1560
ttgaactaca	caaaaccact	gcactgagga	ttgtccta	aaattactgc	tcatacacgt	1620
tagcatctgt	tcagatactg	agctaataccc	taggattaaa	ggatttgtaa	aagatatgcc	1680
caatcattca	ttttagttat	ttatttctta	gttatccact	tgaagattta	catacatttg	1740
aaataaattt	cttagaggta	aagtgaaaat	cagttattta	aatacatttt	agttatttat	1800
tttcttcttt	ttcctaattt	ttccttgtat	ttgaagtctg	aaaagataac	tttgccctta	1860
tacatatttt	atcttctacg	tacgcatctg	aacaacgtct	ctttgtcccc	tgatcgtgca	1920
gcaattagtg	ctatgaatcg	cgtttaagcg	ctgcaaaaatc	atggctgggg	cttcgtctc	1980
gagtcgtcct	gctgctcgat	gtcacctcga	gtcccgcacc	gacctcagtg	cttgttcttg	2040
ttggagccac	ctctctcgga	cgatcgccaa	agacggataa	ggccgaagcc	gtcacttcag	2100
accgcgctca	tgcgccgtag	cagactccta	catagcaggg	ccagggtatg	tggacctttg	2160
caagtttagg	attggaacca	gcgaccagaa	tccacaagat	tggagcaaac	gaccaaaaat	2220
tcacaaggat	tggcggctga	cattgccagc	gcgggatcgc	atgcggcggc	ggcggccggg	2280
gcgagcacgg	gagcaggcga	cagtcgagct	ccattggaac	gtagaaatac	ttaagggcaa	2340
ggtctccaaa	tacttgaaaa	aataggaaaa	agaagaaaat	acatgaaatg	atattgaaat	2400
caattggaag	atggtatgaa	tcttgttttt	gcaaagcgaa	cgattcagat	ggcaaaaacta	2460
tgaatctttt	tgtttgaagt	cccaaatata	aaatcttctc	gtactacca	acattggtgc	2520
gcacctgtga	ttggctcata	aaaattcttg	gagggacgga	agaaagagtg	aagggataag	2580
caagtaaaag	cgctcaaaca	ctgatagttt	aaactgaagg	cgggaaacga	caatctgatc	2640
atgagcggag	aattaaggga	gtcacgttat	gacccccgcc	gatgacgcg	gacaagccgt	2700
tttacgtttg	gaactgacag	aaccgcaacg	ttgaaggagc	cactcagcaa	gcttactagt	2760
agcgtggtt	aaacgctctt	caactggaag	agcggttacc	cggaccgaag	cttgcattgcc	2820

-continued

tgcaagtgcag	cgtgaccccg	tcgtgcccct	ctctagagat	aatgagcatt	gcatgtctaa	2880
gttataaaaa	attaccacat	atTTTTTTTg	tcacacttgt	ttgaagtgca	gtttatctat	2940
ctttatacat	atatttaaac	tttactctac	gaataatata	atctatagta	ctacaataat	3000
atcagtgttt	tagagaatca	tataaatgaa	cagttagaca	tggtctaaag	gacaattgag	3060
tattttgaca	acaggactct	acagttttat	cttttttagtg	tgcatgtgtt	ctcctttttt	3120
tttgcaaata	gcttcacct	tataaactt	catccatTTT	attagtacat	ccatttaggg	3180
tttagggtta	atggTTTTta	tagactaatt	tttttagtac	atctatttta	ttctatttta	3240
gcctctaaat	taagaaaact	aaaactctat	tttagTTTT	ttatttaata	atttagatat	3300
aaaatagaat	aaaataaagt	gactaaaaat	taaacaata	ccctttaaga	aattaaaaaa	3360
actaaggaaa	catttttctt	gtttcgagta	gataatgcc	gcctgttaa	cgccgctgac	3420
gagtctaacg	gacaccaacc	agcgaaccag	cagcgtcgcg	tcgggccaa	cgaagcagac	3480
ggcacggcat	ctctgtcgct	gcctctggac	ccctctcgag	agttccgctc	caccggtgga	3540
cttgctccgc	tgteggcatc	cagaaattgc	gtggcggagc	ggcagacgtg	agccggcacg	3600
gcaggcggcc	tcctcctcct	ctcacggcac	cggcagctac	gggggattcc	ttcccaccg	3660
ctccttgcgt	ttccttctct	cgcccgcctg	aataaataga	cacccctccc	acaccctctt	3720
tccccaacct	cgtgttgTtc	ggagcgcaca	cacacacaac	cagatctccc	ccaaatccac	3780
ccgtcggcac	ctcegettca	aggtacgccg	ctcgtcctcc	ccccccccc	ctctctacct	3840
tctctagatc	ggcgttccgg	tccatggTta	ggcccggTta	gttctacttc	tgttcatgtt	3900
tgtgttagat	ccgtgtttgt	gttagatccg	tgtgtctagc	gttcgtacac	ggatgcgacc	3960
tgtacgtcag	acacgttctg	attgctaact	tgccagtgtt	tctctttggg	gaatcctggg	4020
atggctctag	ccgttccgca	gacgggatcg	atttcatgat	ttttttgtt	tcgttgcata	4080
gggtttgggt	tgcccttttc	ctttatttca	atatatgccg	tgcacttgtt	tgtcgggtca	4140
tcttttcatg	cttttttttg	tcttggtTgt	gatgatgtgg	tctggttggg	cggtcgttct	4200
agatcggagt	agaattctgt	ttcaaaactac	ctggTggatt	tattaatttt	ggatctgtat	4260
gtgtgtgcca	tacatattca	tagttacgaa	ttgaagatga	tggttgaaa	tatcgatcta	4320
ggataggtat	acatgttgat	gcgggtttta	ctgatgcata	tacagagatg	ctttttgttc	4380
gcttggtTgt	gatgatgtgg	tgtggtTggg	cggtcgttca	ttcgttctag	atcggagtag	4440
aactactgtt	caaaactacct	ggTgtattta	ttaattttgg	aactgtatgt	gtgtgtcata	4500
catcttcata	gttacgagtt	taagatggat	ggaaatctcg	atgtaggata	ggtatacatg	4560
ttgatgtggg	tttactgat	gcatatacat	gatggcatat	gcagcatcta	ttcatatgct	4620
ctaaccttga	gtacctatct	attataataa	acaagtatgt	tttataatta	ttttgatctt	4680
gatatacttg	gatgatggca	tatgcagcag	ctatatgtgg	atTTTTTTtag	ccctgccttc	4740
atacgctatt	tatttgcttg	gtactgtttc	ttttgtcgat	gctcacctcg	ttgtttggTg	4800
ttacttctgc	aggtegactc	tagaggatcc	acacgacacc	atgtccgccc	gcgaggTgca	4860
catcgacgtg	aacaacaaga	ccggccacac	cctccagctg	gaggacaaga	ccaagctcga	4920
cgccggcagg	tggcgcacct	ccccgaccaa	cgtggccaac	gaccagatca	agaccttcgt	4980
ggccgaatcc	aacggcttca	tgaccggcac	cgagggcacc	atctactact	caattaatgg	5040
cgaggccgag	atcagcctct	acttcgacaa	cccgttcgcc	ggctccaaca	aatacgacgg	5100
ccactccaac	aagtcccagt	acgagatcat	caccagggc	ggctccggca	accagtccca	5160
cgtgacctac	accatccaga	ccacctcctc	ccgctacggc	cacaagtcct	gagtcatgag	5220

-continued

tcatgagtca	gttaacctag	acttgtccat	cttctggatt	ggccaactta	attaatgtat	5280
gaaataaaag	gatgcacaca	tagtgacatg	ctaatcacta	taatgtgggc	atcaaagttg	5340
tgtgttatgt	gtaattacta	gttatctgaa	taaaagagaa	agagatcatc	catatttctt	5400
atcctaaatg	aatgtcacgt	gtctttataa	ttctttgatg	aaccagatgc	atttcattaa	5460
ccaaatccat	atacatataa	atattaatca	tatataatta	atatcaattg	ggtagcaaaa	5520
acaaatctag	tctaggtgtg	ttttgcgaat	gcggccgagg	accgaattgg	ggatctgcat	5580
gaaagaaact	gtcgcactgc	tgaaccgcac	cttgtcactt	tcatcgaaca	cgacctgtgc	5640
ccaagatgac	ggtgctgagg	tctaagtgag	gctgaattgc	cttggacaga	agcggactcc	5700
ctacaattag	ttaggcaaaa	cgggtgatcc	atgtgtagct	ccgggctcgg	gctgtatcgc	5760
catctgcaat	agcatccatg	gagctcgttc	catgtagttg	gagatgaacc	aatgatcggg	5820
cgtgtggacg	tatgttctctg	tgtactccga	tagtagagta	cgtgttagct	ctttcatggt	5880
gcaagtgaia	tttgtgttgg	tttaattacc	cctacgtagg	ttgcgggaca	ggagacacat	5940
catgaattta	aaggcgatga	tgtcctctcc	tgtaatgtta	ttcttttgat	gtgatgaatc	6000
aaaatgtcat	ataaaacatt	tgttgctctt	tagttaggcc	tgatcgtaga	acgaaatgct	6060
cgtgtagcgg	ggctacgagc	ctatgacgca	ataaacctgg	tttgccggcc	cggagtcgct	6120
tgacaaaaaa	aagcatgtta	agtttattta	caattcaaaa	cctaacatat	tatattccct	6180
caaagcaggt	tcacgatcac	acctgtacct	aaaaaaaaaca	tgaagaatat	attactccat	6240
tattatgaga	tgaaccactt	ggcaagagtg	gtaagctata	taaaaaatg	aacattatta	6300
cgagatgtta	tatgccatta	tattgatctg	aagatatatg	ttctttctc	ccacgggcac	6360
ctaaccgata	catgataagg	ccaaggcaga	tcacgggaaa	ttattcgaat	acatggttacg	6420
ccctattgcc	ggaaaaaaaa	tgcagggcag	gtgttgcccg	tagcgtattta	agcacttaag	6480
ctggaggttg	ccacacttgg	atgcaagcgt	ctgacccttc	taaaacatcg	gcggctttgt	6540
ccgtatccgt	atccctatc	cgacatctag	ctggccacac	gacggggctg	ggcagatcgt	6600
ggatgccggg	tcgacgtcga	tcgtcagcca	tcatagacca	atcgaccatc	tgttatggat	6660
gcttgctagc	tagactagtc	agacataaaa	tttgataact	ttctcccaac	tgggagacgg	6720
ggactgatgt	gcagctgcac	gtgagctaaa	ttttcccta	taaatatgca	tgaataactg	6780
cattatcttg	ccacagccac	tgccacagcc	agataacaag	tgcagctggt	agcacgcaac	6840
gcatagctct	ggactttag	ctaggtagcc	aaccggatcc	acacgacacc	atgctcgaca	6900
ccaacaaggt	gtacgagatc	agcaaccacg	ccaaccgctc	ctacgccgcc	acctacctct	6960
ccctcgacga	ctccggcgtg	tccctcatga	acaagaacga	cgacgacatc	gacgactaca	7020
acctcaagtg	gttcctcttc	ccgatcgacg	acgaccagta	catcatcacc	tctacgcccg	7080
ccaacaactg	caaggtgtgg	aacgtgaaca	acgacaagat	taatgtgtca	acctactcct	7140
ccaccaactc	catccagaag	tggcagatca	aggccaacgg	ctcctctac	gtgatccagt	7200
ccgacaacgg	caaggtgctc	accgccggca	ccggccaggg	cctcggcctc	atccgcctca	7260
ccgacgagtc	ctccaacaac	ccgaaccagc	aatggaacct	gacgtccgtg	cagaccatcc	7320
agctcccgca	gaagccgatc	atcgacacca	agctcaagga	ctacccgaag	tactccccga	7380
ccggcaacat	cgacaacggc	acctccccgc	agctcatggg	ctggaccctc	gtgccgtgca	7440
tcatggtgaa	cgaccggaac	atcgacaaga	acaccagat	caagaccacc	ccgtactaca	7500
tcctcaagaa	gtaccagtac	tggcagaggg	ccgtgggctc	caacgtcggc	ctccgcccgc	7560
acgagaagaa	gtcctacacc	tacgagtggg	gcaccgagat	cgaccagaag	accaccatca	7620

-continued

tcaacacctt	cggttccag	atcaacatcg	acagcggcat	gaagttcgac	atcccggagg	7680
tggcgccggg	taccgacgag	atcaagaccc	agctcaacga	ggagctcaag	atcgagtatt	7740
cacatgagac	gaagatcatg	gagaagtacc	aggagcagtc	cgagatcgac	aaccggaccg	7800
accagtccat	gaactccatc	ggcttctca	ccatcacctc	cctggagctc	taccgctaca	7860
acggctccga	gatccgcatc	atgcagatcc	agacctccga	caacgacacc	tacaacgtga	7920
cctctaccc	gaaccaccag	caggccctgc	tgtctgtgac	caaccactcc	tacgaggagg	7980
tggaggagat	caccaacatc	ccgaagtcca	ccctcaagaa	gctcaagaag	tactacttct	8040
gagtcatgag	tcatgagtca	gttaacctag	acttgtccat	cttctggatt	ggccaactta	8100
attaatgtat	gaaataaaa	gatgcacaca	tagtgacatg	ctaatcacta	taatgtgggc	8160
atcaaagttg	tgtgttatgt	gtaattacta	gttatctgaa	taaaagagaa	agagatcatc	8220
catatttctt	atcctaaatg	aatgtcacgt	gtctttataa	ttctttgatg	aaccagatgc	8280
atctcattaa	ccaaatccat	atacatataa	atattaatca	tatataatta	atatcaattg	8340
ggttagcaaa	acaaatctag	tctaggtgtg	ttttgcgaat	tcccatggag	tcaaagattc	8400
aaatagagga	cctaacagaa	ctcgccgtaa	agactggcga	acagttcata	cagagtctct	8460
tacgactcaa	tgacaagaag	aaaatcttcg	tcaacatggt	ggagcacgac	acgcttgtct	8520
actccaaaaa	tatcaaagat	acagtctcag	aagaccaaag	ggcaattgag	acttttcaac	8580
aaagggtaat	atccggaaac	ctcctcggat	tccattgccc	agctatctgt	cactttattg	8640
tgaagatagt	ggaaaaggaa	ggtggctcct	acaaatgcca	tcattgcat	aaaggaaagg	8700
ccatcgttga	agatgcctct	gccgacagtg	gtcccaaaga	tggaccccca	cccacgagga	8760
gcatcgtgga	aaaagaagac	gttccaacca	cgcttcaaaa	gcaagtggat	tgatgtgata	8820
tctccactga	cgtaagggat	gacgcacaat	cccactatcc	ttcgcaagac	ccttcctcta	8880
tataaggaag	ttcatttcat	ttggagagga	cagggtaccc	ggggatccac	catgtctccg	8940
gagaggagac	cagttgagat	taggccagct	acagcagctg	atatggccgc	ggtttgtgat	9000
atcgtttaacc	attacattga	gacgtctaca	gtgaacttta	ggacagagcc	acaaacacca	9060
caagagtgga	ttgatgatct	agagaggttg	caagatagat	acccttggtt	ggttgctgag	9120
gttgagggtg	ttgtggctgg	tattgcttac	gctgggccc	ggaaggctag	gaacgcttac	9180
gattggacag	ttgagagtac	tgtttacgtg	tcacataggc	atcaaaggtt	gggcctagga	9240
tccacattgt	acacacattt	gcttaagtct	atggaggcgc	aaggtttta	gtctgtggtt	9300
gctgttatag	gccttcaaaa	cgatccatct	gttaggttgc	atgaggcttt	gggatacaca	9360
gccccgggta	cattgcgcgc	agctggatac	aagcatggtg	gatggcatga	tgttggtttt	9420
tggcaaaggg	atcttgagtt	gccagctcct	ccaaggccag	ttaggccagt	taccagatc	9480
tgagtcgacc	tgcaggcatg	cccgtgaaa	tcaccagtct	ctctctaaa	atctatctct	9540
ctctataata	atgtgtgagt	agttcccaga	taagggaatt	agggttctta	tagggtttcg	9600
ctcatgtggt	gagcatataa	gaaaccctta	gtatgtatct	gtatctgtaa	aatacttcta	9660
tcaataaaat	ttctaattcc	taaaacccaa	atccagggcg	agctcggtac	ccggggatcc	9720
tctagagtcg	acctgcaggc	atgcccgccg	atctcgatgg	gccccggccg	aagcttcggg	9780
ccgggccatc	gtggcctctt	gctcttcagg	atgaagagct	atgtttaaac	gtgcaagcgc	9840
tcaattcgcc	ctatagtgag	tcgtattaca	atcgtaacga	attcagtaca	ttaaaaacgt	9900
ccgcaatgtg	ttattaagtt	gtctaagcgt	caatttttcc	cttctatggt	cccgtttggt	9960
tatcctctaa	attatataat	ccagcttaaa	taagttaaga	gacaaacaaa	caacacagat	10020

-continued

```

tattaaatag attatgtaat ctagatacct agattatgta atccataagt agaatatcag 10080
gtgcttatat aatctatgag ctgattata taatcttaaa agaaaacaaa cagagcccct 10140
ataaaaaggg gtcaagtgga cacttgggtca ctcatTTaat ccctccctct cctcttttat 10200
ccctcttttt ggtgtattca ccaatagtgg tgtgcacctg tgattggctc gtaaaaattc 10260
ttggacggat ggaagagtga agagataagc aagtcaaaga aaagtaacaa cgaagcttca 10320
tcagctacaa attttggtccc aactgggtgc accagcacca aacttacgta tacatgatta 10380
tctctgtttc cctcatttcg aagaaaaaaa cgggtttcaa aaccactgc tttcaggagt 10440
aaaaaagat aataatctga aacattgctt ccaccttggc ccttatttgg ttacgttgca 10500
attcacocca atccacatgt ggattgagat ggattgcagt gtagctagac aaacccttag 10560
gcctgtttg cataggaata caccaggaat tattccagct aatcaaaatt tatataaatg 10620
agagaaacaa ttcgatagg aattgttcca ggacttcatt ctgcagtaac cgaacggccc 10680
cttaatccac cccaatacac gtggattgga gtggattgag gtacagccaa acaaggccta 10740
agtgcagatc aaataaatca cccgtcatat tcttctacct acaaaaacag caataaacac 10800
ctgaatgaag ttctaatttg cacagtgtag gtaggatgaa aatagttacc tcctcatggt 10860
cagtaactct tggcacacaa cttcacatgt aatcgatgta ccacttggct cttgcctgaa 10920
accaataca tctttagcat aagaataata ttatgatggc aaggcatgat caccagcact 10980
cctttattgt ttagtaagtc taccactccc caaaacaatt caaatgaaca gagatgcatt 11040
gccccaatg aattctattt caattagccg gaaaattcta cttcatcaga agcatccaaa 11100
ttgccagcat ccctactaga ctgacctaga ccaggctgcc gcagatgcct ctttttctgt 11160
cctctcctct ttgccttgag tttctcttca agatccctca ccccacgtct cttatacatc 11220
ttaaagctaa catgtctctc ctccgccatc ttctaacct tctcagtaat ctcagcagca 11280
atctgacggg tgtacaactt cttcagcccc ttcacactt ttgcaaatgt gtcaggctgt 11340
ggcatcagtc ctgcctctag catgtctaag caatacaggc aggccctctt gacatgtttc 11400
ttcgcaaaaca gtgcatgaat ccagatagtc catgcaactc cattgagctc acagcctttg 11460
ctcacaatac atttccaaac atcctttgca agctcaagtt tctcatctct gaccaacgca 11520
ttgaggaggg ccttcagcac cccatattgc ggtaccacaa agagccccct cccaaccatg 11580
tctttaaaat aactacatgc ctcaatcagc aaacctgcc caacaaggcc actcaccacg 11640
atagcaaatg tategaccac aggactgagc ccagcacttt ccatctcatt ccacaatgct 11700
atggcttgct tggctctccc aagcctgcag gccaacgaa tcaccacatt gtatatcttg 11760
agatctgggtg gacaccggca ctcccgcatc ctctccatca gctccaagca ctctcaage 11820
tgctccttct tctcgtgtgc tacaagaaa ccatggtaca cggcagcgtc caccgcagg 11880
ccatccctcg acatagcatc caagaactcg taccctggg at 11922

```

<210> SEQ ID NO 24

<211> LENGTH: 7390

<212> TYPE: DNA

<213> ORGANISM: Artificial Sequence

<220> FEATURE:

```

<223> OTHER INFORMATION: This sequence represents the DNA molecule used
to transform maize line DAS59122-7 and represents
insert PHI 17662A.

```

<221> NAME/KEY: misc_feature

<222> LOCATION: (1)...(25)

<223> OTHER INFORMATION: T-DNA right border

<221> NAME/KEY: misc_feature

<222> LOCATION: (7366)...(7390)

<223> OTHER INFORMATION: T-DNA left border

-continued

<400> SEQUENCE: 24

gtttaccgc caatatatcc tgtcaaacac tgatagtta aactgaaggc gggaaacgac	60
aatctgatca tgagcggaga attaagggag tcacgttatg acccccgccg atgacgcggg	120
acaagccggt ttacgtttgg aactgacaga accgcaacgt tgaaggagcc actcagcaag	180
cttactagta gcgctgttta aacgctcttc aactggaaga gcggttaccg ggaccgaagc	240
ttgcatgcct gcagtgacgc gtgaccgggt cgtgcccttc tctagagata atgagcattg	300
catgtctaag ttataaaaaa ttaccacata tttttttgt cacacttgtt tgaagtgcag	360
tttatctatc tttatacata tatttaaaact ttactctacg aataatataa tctatagtac	420
tacaataata tcagtgtttt agagaatcat ataaatgaac agttagacat ggtctaaagg	480
acaattgagt attttgacaa caggactcta cagttttacc tttttagtgt gcattgtgtc	540
tccttttttt ttgcaaatac cttcacctat ataatacttc atccatttta ttagtacatc	600
catttagggg ttaggggtaa tggtttttat agactaattt ttttagtaca tctattttat	660
tctatttttag cctctaaatt aagaaaacta aaactctatt ttagtttttt tatttaataa	720
tttagatata aaatagaata aaataaagtg actaaaaatt aaacaaatac cctttaagaa	780
attaaaaaaa ctaaggaaac atttttcttg tttcgagtag ataatgccag cctgttaaac	840
gccgtcgacg agtctaacgg acaccaacca gcgaaccagc agcgtcgcgt cgggccaagc	900
gaagcagacg gcacggcatc tctgtcgcgt cctctggacc cctctcgaga gttccgctcc	960
accgttgac ttgctccgct gtcggcatcc agaaattgcg tggcggagcg gcagacgtga	1020
gccggcagcg caggcggcct cctcctcttc tcacggcacc ggcagctacg ggggattcct	1080
ttcccaccgc tccttcgctt tcccttcttc gccgcgcgta ataaatagac acccctcca	1140
caccctcttt ccccaacctc gtgttggtcg gagcgcacac acacacaacc agatctcccc	1200
caaatccacc cgtcggcacc tccgcttcaa ggtacgcgcg tcgtctctcc ccccccccc	1260
tctctacctt ctctagatcg gcgttccggg ccatgggttag ggcccggtag ttctacttct	1320
gttcatgttt gtggttagatc cgtgtttgtg ttagatccgt gctgctagcg ttctgtacacg	1380
gatgcgacct gtacgtcaga cacgttctga ttgctaactt gccagtgttt ctctttgggg	1440
aatcctggga tggctctagc cgttccgcag acgggatcga tttcatgatt tttttgttt	1500
cgttgcatag ggtttggtt gcccttttcc tttatttcaa tatatgccgt gcaactgttt	1560
gtcgggctcat cttttcatgc tttttttgt cttggttggt atgatgtggt ctggttgggc	1620
ggtcgttcta gatcggagta gaattctggt tcaaactacc tgggtgattt attaattttg	1680
gatctgtatg tgtgtgcat acatattcat agttacgaat tgaagatgat ggatggaaat	1740
atcgatctag gataggtata catgttgatg cgggttttac tgatgcatat acagagatgc	1800
ttttgttcg cttggttggt atgatgtggt gtggttgggc ggtcgttcat tcgttctaga	1860
tcggagtaga atactgtttc aaactacctg gtgtatttat taattttgga actgtatgtg	1920
tgtgtcatac atcttcatag ttacgagttt aagatggatg gaaatatcga tgtaggatag	1980
gtatacatgt tgatgtgggt tttactgatg catatacatg atggcatatg cagcatctat	2040
tcatatgctc taacctgag tacctatcta ttataataaa caagtatgtt ttataattat	2100
tttgatcttg atataacttg atgatggcat atgcagcagc tatatgtgga ttttttagc	2160
cctgccttca tacgctattt atttgcttg tactgtttct tttgtegatg ctcacctgt	2220
tgtttggtgt tacttctgca ggtcgcactc agaggatcca cacgacacca tgtccgccc	2280
cgaggtgcac atcgacgtga acaacaagac cggccacacc ctccagctgg aggacaagac	2340

-continued

caagctcgac	ggcggcaggt	ggcgcacctc	cccgaccaac	gtggccaacg	accagatcaa	2400
gaccttcgtg	gccgaatcca	acggcttcat	gaccggcacc	gagggcacca	tctactactc	2460
aattaatggc	gaggccgaga	tcagcctcta	cttcgacaac	ccgttcgccg	gctccaacaa	2520
atacgacggc	cactccaaca	agtcccagta	cgagatcatc	accagggcg	gctccggcaa	2580
ccagtcccac	gtgacctaca	ccatccagac	cacctcctcc	cgctacggcc	acaagtctg	2640
agtcatgagt	catgagtcag	ttaacctaga	cttgtccatc	ttctggattg	gccaaactaa	2700
ttaatgtatg	aaataaaagg	atgcacacat	agtgacatgc	taatcactat	aatgtgggca	2760
tcaaagttgt	gtgttatgtg	taattactag	ttatctgaat	aaaagagaaa	gagatcatcc	2820
atatttctta	tcctaaatga	atgtcacgtg	tctttataat	tctttgatga	accagatgca	2880
tttcattaac	caaatccata	tacatataaa	tattaatcat	atataattaa	tatcaattgg	2940
gtagcaaaa	caaatctagt	ctaggtgtgt	tttgcaatg	cggccgcgga	ccgaattggg	3000
gatctgcatg	aaagaaactg	tcgcactgct	gaaccgcacc	ttgtcacttt	catcgaacac	3060
gacctgtgcc	caagatgacg	gtgctgcggt	ctaagtgagg	ctgaattgcc	ttggacagaa	3120
gcggactccc	tacaattagt	taggcaaac	ggtgcatcca	tgtgtagctc	cgggctcggg	3180
ctgtatgcc	atctgcaata	gcatccatgg	agctcgttcc	atgtagttgg	agatgaacca	3240
atgatcgggc	gtgtggacgt	atgttcctgt	gtactccgat	agtagagtac	gtgttagctc	3300
tttcatggtg	caagtgaaat	ttgtgttgg	ttaattaccc	ctacgttagt	tgcgggacag	3360
gagacacatc	atgaatttaa	aggcgatgat	gtcctctcct	gtaatgttat	tcttttgatg	3420
tgatgaatca	aatgtcata	taaaacattt	gttgcctttt	agttaggcct	gatcgtagaa	3480
cgaaatgctc	gtgtagcggg	gctacgagcc	tatgacgcaa	taacactggt	ttgccggccc	3540
ggagtgcgtt	gacaaaaaaaa	agcatgttaa	gtttatttac	aattcaaac	ctaacaatatt	3600
atattccctc	aaagcaggtt	cacgatcaca	cctgtacctc	aaaaaaaaac	gaagaatata	3660
ttactccatt	attatgagat	gaaccacttg	gcaagagtgg	taagctatat	aaaaaatga	3720
acattattac	gagatgttat	atgccattat	attgattcga	agatatatgt	ttctttctcc	3780
cacgggcacc	taacggatac	atgataaggc	caaggcagat	cacgggaaat	tattcgaata	3840
catgttacgc	cctattgccg	gaaaaaaaaat	gcagggcagg	tgttgccgt	agcgatttaa	3900
gcacttaagc	tggaggttgc	cacacttggg	tgcaagcgtc	tgacccttct	aaaaaatcgg	3960
cggctttgtc	cgtatccgta	tcccctatcc	aacatctagc	tggccacacg	acggggctgg	4020
gcagatcgtg	gatgccgggt	cgacgtcgat	cgtcagccat	catagaccaa	tcgaccatct	4080
gttatggatg	cttgctagct	agactagtca	gacataaaat	ttggatactt	tctcccaact	4140
gggagacggg	gactgatgtg	cagctgcacg	tgagctaaat	ttttccctat	aaatatgcat	4200
gaaatactgc	attatcttgc	cacagccact	gccacagcca	gataacaagt	gcagctggta	4260
gcacgcaacg	catagctctg	gacttgtagc	taggtagcca	accggatcca	cacgacacca	4320
tgtcgcacac	caacaagggtg	tacgagatca	gcaaccacgc	caacggcctc	tacgccgcca	4380
cctacctctc	cctcgacgac	tccggcgtgt	ccctcatgaa	caagaacgac	gacgacatcg	4440
acgactacaa	cctcaagtgg	ttcctcttcc	cgatcgacga	cgaccagtac	atcatcacct	4500
cctacgccgc	caacaactgc	aagggtgtgga	acgtgaacaa	cgacaagatt	aatgtgtcaa	4560
cctactcctc	caccaactcc	atccagaagt	ggcagatcaa	ggccaacggc	tcctcctacg	4620
tgatccagtc	cgacaacggc	aagggtgctca	ccgccggcac	cggccaggcc	ctcggcctca	4680
tccgcctcac	cgacgagtcc	tccaacaacc	cgaaccagca	atggaacctg	acgtccgtgc	4740

-continued

agaccatcca	gctcccgcag	aagccgatca	tcgacaccaa	gctcaaggac	taccogaagt	4800
actccccgac	cggcaacatc	gacaacggca	cctccccgca	gctcatgggc	tggaccctcg	4860
tgccgtgcat	catggtgaac	gacccgaaca	tcgacaagaa	caccagatc	aagaccaccc	4920
cgtactacat	cctcaagaag	taccagtact	ggcagagggc	cgtgggctcc	aacgtcgcgc	4980
tccgcccgca	cgagaagaag	tcctacacct	acgagtgggg	caccgagatc	gaccagaaga	5040
ccaccatcat	caacaccctc	ggcttccaga	tcaacatcga	cagcggcatg	aagtccgaca	5100
tcccggaggt	gggcggcggc	accgacgaga	tcaagacca	gctcaacgag	gagctcaaga	5160
tcgagtattc	acatgagacg	aagatcatgg	agaagtacca	ggagcagtcc	gagatcgaca	5220
accgaccga	ccagtccatg	aactccatcg	gcttctcac	catcacctcc	ctggagctct	5280
accgctaaa	cggctccgag	atccgcatca	tcgagatcca	gacctccgac	aacgacacct	5340
acaacgtgac	ctcctaccgg	aaccaccagc	aggccctgct	gctgctgacc	aaccactcct	5400
acgaggaggt	ggaggagatc	accaacatcc	cgaagtccac	cctcaagaag	ctcaagaagt	5460
actacttctg	agtcatgagt	catgagtcag	ttaacctaga	cttgtccatc	ttctggattg	5520
gccaacttaa	ttaatgtatg	aaataaaagg	atgcacacat	agtgacatgc	taatcactat	5580
aatgtgggca	tcaaagttgt	gtgttatgtg	taattactag	ttatctgaat	aaaagagaaa	5640
gagatcatcc	atatttctta	tcctaaatga	atgtcacgtg	tctttataat	tctttgatga	5700
accagatgca	tttcattaac	caaatccata	tacatataaa	tattaatcat	atataattaa	5760
tatcaattgg	gtagcaaaa	caaatctagt	ctaggtgtgt	tttgcaatt	cccatggagt	5820
caaagattca	aatagaggac	ctaacagaac	tcgcccgtaa	gactggcgaa	cagttcatac	5880
agagtctctt	acgactcaat	gacaagaaga	aaatcttctg	caacatgggtg	gagcacgaca	5940
cgcttgtcta	ctccaaaaat	atcaaagata	cagtctcaga	agaccaaagg	gcaattgaga	6000
cttttcaaca	aagggttaata	tccggaaacc	tcctcggatt	ccattgcca	gctatctgtc	6060
actttattgt	gaagatagtg	gaaaaggaag	gtggctccta	caaatgcat	cattgcgata	6120
aaggaaaggc	catcgttgaa	gatgcctctg	ccgacagtgg	tcccaaagat	ggacccccac	6180
ccacgaggag	catcgtgaa	aaagaagacg	ttccaaccac	gtcttcaaag	caagtggatt	6240
gatgtgatat	ctccactgac	gtaagggatg	acgcacaatc	ccactatcct	tcgcaagacc	6300
cttctctat	ataaggaagt	tcatttcatt	tggagaggac	agggtaccgg	gggatccacc	6360
atgtctccgg	agaggagacc	agttgagatt	aggccagcta	cagcagctga	tatggccgcg	6420
gtttgtgata	tcgttaacca	ttacattgag	acgtctacag	tgaactttag	gacagagcca	6480
caaacaccac	aagagtggat	tgatgatcta	gagaggttgc	aagatagata	cccttggttg	6540
gttgctgagg	ttgagggtgt	tgtggctggc	attgcttacg	ctgggccctg	gaaggctagg	6600
aacgcttacg	attggacagt	tgagagtact	gtttacgtgt	cacataggca	tcaaaggttg	6660
ggcctaggat	ccacattgta	cacacatttg	cttaagtcta	tggaggcgca	aggttttaag	6720
tctgtggttg	ctgttatagg	ccttccaaac	gatccatctg	ttaggttgca	tgaggctttg	6780
ggatacacag	cccggggtac	attgcgcgca	gctggataca	agcatgggtg	atggcatgat	6840
gttggttttt	ggcaaaggga	ttttgagttg	ccagctcctc	caaggccagt	taggccagtt	6900
accagatct	gagtcgacct	gcaggcatgc	ccgtgaaat	caccagtctc	tctctacaaa	6960
tctatctctc	tctataataa	tgtgtgagta	gttcccagat	aagggaatta	gggttcttat	7020
agggtttcgc	tcatgtgttg	agcatataag	aaacccttag	tatgtatttg	tatttgtaaa	7080
atacttctat	caataaaatt	tctaattcct	aaaacccaaa	tccaggcgca	gctcgggtacc	7140

-continued

cggggatcct ctagagtcga cctgcaggca tgccccgcca tatcgatggg ccccggccga	7200
agcttcgggc cgggccatcg tggcctcttg ctcttcagga tgaagagcta tgtttaaacg	7260
tgcaagcgct caattcgccc tatagtgagt cgtattacaa tcgtacgcaa ttcagtacat	7320
taaaaacgtc cgcaatgtgt tattaagttg tctaagcgtc aatttgttta caccacaata	7380
tatcctgcca	7390

<210> SEQ ID NO 25
 <211> LENGTH: 2501
 <212> TYPE: DNA
 <213> ORGANISM: Artificial Sequence
 <220> FEATURE:
 <223> OTHER INFORMATION: PCR Amplicon 22I-1

<400> SEQUENCE: 25

gcgggacaag ccggttttacg tttggaactg acagaaccgc aacggtgaag gagccactca	60
gcaagcttac tagtagcgt gtttaaaccg tcttcaactg gaagagcggg taccggacc	120
gaagcttgca tgctgcagt gcagcgtgac ccggtcgtgc ccctctctag agataatgag	180
cattgcatgt ctaagttata aaaaattacc acatattttt tttgtcacac ttgtttgaag	240
tgcagtttat ctatctttat acatatattt aaactttact ctacgaataa tataatctat	300
agtactacaa taatcagcgt gtttagaga atcatataaa tgaacagtta gacatggctc	360
aaaggacaat tgagtatttt gacaacagga ctctacagtt ttatcttttt agtgtgcatg	420
tgttctcctt ttttttgca aatagcttca cctatataat acttcatcca ttttattagt	480
acatccattt agggtttagg gttaatgggt tttatagact aattttttta gtacatctat	540
tttattctat tttagcctct aaattaagaa aactaaaact ctattttagt tttttattt	600
aataatttag atataaaata gaataaaata aagtgactaa aaattaaaca aatacccttt	660
aagaaattaa aaaaactaag gaaacatttt tcttgtttcg agtagataat gccagcctgt	720
taaacgccgt cgacgagtct aacggacacc aaccagcga ccagcagcgt cgcgtcgggc	780
caagcgaagc agacggcacg gcatctctgt cgtgcctct ggaccctct cgagagttcc	840
gtccaccgt tggacttgct ccgctgctcg catccagaaa ttgctggcg gagcggcaga	900
cgtgagccgg cacggcaggc ggctcctcc tctctcagc gcaccggcag ctacggggga	960
ttcctttccc accgctcctt cgttttccc tctctcagc ccgtaataaa tagacacccc	1020
ctccacaccc tctttcccca acctcgtggt gttcggagcg cacacacaca caaccagatc	1080
tcccccaaat ccaccgctc gcacctccgc ttcaaggtag gccgctcgtc ctccccccc	1140
ccccctctct accttctcta gatcggcggt ccggtccatg gttagggccc ggtagttcta	1200
cttctgttca tgtttgtgtt agatccgtgt ttgtgttaga tccgtgctgc tagcgttcgt	1260
acacggatgc gacctgtacg tcagacacgt tctgattgct aacttgccag tgtttctctt	1320
tggggaatcc tgggatggct ctagccgttc cgcagacggg atcgatttca tgattttttt	1380
tgtttcgttg cataggggtt ggtttgccct tttcctttat ttcaatatat gccgtgcact	1440
tgtttgtcgg gtcacttttt catgcttttt tttgtcttgg ttgtgatgat gtggtctggt	1500
tgggcggtcg ttctagatcg gagtagaatt ctgtttcaaa ctacctggtg gatttattaa	1560
ttttggatct gtatgtgtgt gccatacata ttcatagtta cgaattgaag atgatggatg	1620
gaaatatcga tctaggatag gtatacatgt tgatgcgggt tttactgatg catatacaga	1680
gatgcttttt gttcgtcttg ttgtgatgat gtggtgtggt tgggcggtcg ttcattcgtt	1740
ctagatcgga gtagaact gtttcaaact acctggtgta tttattaatt ttggaactgt	1800

-continued

```

atgtgtgtgt catacatctt catagttacg agtttaagat ggatggaaat atcgatgtag 1860
gataggata catgttgatg tgggttttac tgatgcatat acatgatggc atatgcagca 1920
tctattcata tgctctaacc ttgagtacct atctattata ataaacaagt atgttttata 1980
attattttga tcttgatata cttggatgat ggcatatgca gcagctatat gtggattttt 2040
ttagccctgc cttcatacgc tatttatttg cttggtactg tttcttttgt cgatgctcac 2100
cctgttgttt ggtgttactt ctgcaggteg actctagagg atccacacga caccatgtcc 2160
gcccgcgagg tgcacatcga cgtgaacaac aagaccggcc acaccctcca gctggaggac 2220
aagaccaagc tcgacggcgg caggtggcgc acctccccga ccaacgtggc caacgaccag 2280
atcaagacct tcgtggccga atccaacggc ttcatgaccg gcaccgaggg caccatctac 2340
tactcaatta atggcgaggc cgagatcagc ctctactteg acaaccggt cgccggctcc 2400
aacaatacgc acggccactc caacaagtcc cagtacgaga tcatcaccca gggcggctcc 2460
ggcaaccagt cccacgtgac ctacaccatc cagaccacct c 2501

```

<210> SEQ ID NO 26

<211> LENGTH: 3027

<212> TYPE: DNA

<213> ORGANISM: Artificial Sequence

<220> FEATURE:

<223> OTHER INFORMATION: PCR Amplicon 22I-2.

<400> SEQUENCE: 26

```

aacaacaaga cgggccacac cctccagctg gaggacaaga ccaagctcga cggcggcagg 60
tggcgcacct ccccgaccaa cgtggccaac gaccagatca agacctcgt ggccgaatcc 120
aacggcttca tgaccggcac cgagggcacc atctactact caattaatgg cgagggccgag 180
atcagcctct acttcgacaa cccgttcgcc ggctccaaca aatcgcacgg ccaactccaac 240
aagtcccagt acgagatcat caccagggc ggctccggca accagtcca cgtgacctac 300
accatccaga ccacctctc ccgctacggc cacaagtcc gagtcatgag tcatgagtca 360
gttaacctag acttgtccat cttctggatt ggccaactta attaatgtat gaaataaaag 420
gatgcacaca tagtgacatg ctaatcacta taatgtgggc atcaaagttg tgtgttatgt 480
gtaattacta gttatctgaa taaaagagaa agagatcacc catatctctt atcctaaatg 540
aatgtcacgt gtctttataa ttctttgatg aaccagatgc atttcattaa ccaaatccat 600
atacatataa atattaatca tatataatta atatcaattg ggtagcaaa acaaatctag 660
tctaggtgtg ttttgcaat gcggccggc accgaattgg ggatctgcat gaaagaaact 720
gtcgcactgc tgaaccgcac cttgtcactt tcatcgaaca cgacctgtgc ccaagatgac 780
ggtgctgagg tctaagtgag gctgaattgc cttggacaga agcggactcc ctacaattag 840
ttaggcaaaa cgggtgatcc atgtgtagct ccgggctcgg gctgtatcgc catctgcaat 900
agcatccatg gagctcgttc catgtagttg gagatgaacc aatgatcggg cgtgtggacg 960
tatgttctcg tgtactccga tagtagagta cgtgttagct ctttcatggt gcaagtgaaa 1020
tttgtgttgg ttttaattacc cctacgttag ttgcgggaca ggagacacat catgaattta 1080
aaggcgatga tgcctctcc tgtaatgta ttctttgat gtgatgaatc aaaatgtcat 1140
ataaaacatt tgttgctctt tagttaggcc tgatcgtaga acgaaatgct cgtgtagcgg 1200
ggctacgagc ctatgacgca ataactctgg tttgccggcc cggagtcgct tgacaaaaaa 1260
aagcatgtta agtttattta caattcaaaa cctaacatat tatattccct caaagcaggt 1320
tcacgatcac acctgtacct aaaaaaaca tgaagaatat attactccat tattatgaga 1380

```

-continued

tgaaccactt	ggcaagagtg	gtaagctata	taaaaaaatg	aacattatta	cgagatgta	1440
tatgccatta	tattgattcg	aagatatatg	tttctttctc	ccacggggcac	ctaaccgata	1500
catgataagg	ccaaggcaga	tcacgggaaa	ttattcgaat	acatggtacg	ccctattgcc	1560
ggaaaaaaaa	tgcagggcag	gtggtggccg	tagcgattta	agcacttaag	ctggagggtg	1620
ccacacttgg	atgcaagcgt	ctgacccttc	taaaacatcg	gcggctttgt	ccgtatccgt	1680
atcccctatc	cgacatctag	ctggccacac	gacggggctg	ggcagatcgt	ggatgccggg	1740
tcgacgtcga	tcgtcagcca	tcatagacca	atcgaccatc	tgttatggat	gcttgctagc	1800
tagactagtc	agacataaaa	tttgataact	ttctcccaac	tgggagacgg	ggactgatgt	1860
gcagctgcac	gtgagctaaa	ttttcccta	taaatatgca	tgaataactg	cattatcttg	1920
ccacagccac	tgccacagcc	agataacaag	tgcagctggg	agcacgcaac	gcatagctct	1980
ggactttag	ctaggtagcc	aaccggatcc	acacgacacc	atgctcgaca	ccaacaaggt	2040
gtacgagatc	agcaaccacg	ccaacggcct	ctacgccgcc	acctacctct	ccctcgacga	2100
ctccggcgtg	tccctcatga	acaagaacga	cgacgacatc	gacgactaca	acctcaagtg	2160
gttctctctc	ccgatcgacg	acgaccagta	catcatcacc	tcctacgccg	ccaacaactg	2220
caaggtgtgg	aacgtgaaca	acgacaagat	taatgtgtca	acctactcct	ccaccaactc	2280
catccagaag	tggcagatca	aggccaacgg	ctcctcctac	gtgatccagt	ccgacaacgg	2340
caaggtgctc	accgccggca	ccggccaggc	cctcggcctc	atccgectca	ccgacgagtc	2400
ctccaacaac	ccgaaccagc	aatggaacct	gacgtccgtg	cagaccatcc	agctcccgca	2460
gaagccgatc	atcgacacca	agctcaagga	ctaccggaag	tactccccga	ccggcaacat	2520
cgacaacggc	acctccccgc	agctcatggg	ctggaccctc	gtgccgtgca	tcatggtgaa	2580
cgaccggaac	atcgacaaga	acaccagat	caagaccacc	ccgtactaca	tcctcaagaa	2640
gtaccagtac	tggcagaggg	ccgtgggctc	caacgtcgcg	ctccgcccgc	acgagaagaa	2700
gtcctacacc	tacgagtggg	gcaccgagat	cgaccagaag	accaccatca	tcaaacacct	2760
cggttccag	atcaacatcg	acagcggcat	gaagtctgac	atcccggagg	tgggcccggg	2820
taccgacgag	atcaagacc	agctcaacga	ggagctcaag	atcgagtatt	cacatgagac	2880
gaagatcatg	gagaagtacc	aggagcagtc	cgagatcgac	aaccggaccg	accagtccat	2940
gaactccatc	ggcttctca	ccatcacctc	cctggagctc	taccgctaca	acggctccga	3000
gatccgcate	atgcagatcc	agacctc				3027

<210> SEQ ID NO 27

<211> LENGTH: 2830

<212> TYPE: DNA

<213> ORGANISM: Artificial Sequence

<220> FEATURE:

<223> OTHER INFORMATION: PCR Amplicon 22I-3.

<400> SEQUENCE: 27

tacaacctca	agtggttcct	cttcccgatc	gacgacgacc	agtacatcat	cacctcctac	60
gccgccaaca	actgcaaggt	gtggaacgtg	aacaacgaca	agattaatgt	gtcaacctac	120
tcctccacca	actccatcca	gaagtggcag	atcaaggcca	acggctcctc	ctacgtgatc	180
cagtccgaca	acggcaaggt	gctcaccgcc	ggcaccggcc	aggccctcgg	cctcatccgc	240
ctcaccgacg	agtcctccaa	caaccggaac	cagcaatgga	acctgacgtc	cgtgcagacc	300
atccagctcc	cgcagaagcc	gatcatcgac	accaagctca	aggactaccc	gaagtactcc	360
ccgaccggca	acatcgacaa	cggcacctcc	ccgcagctca	tgggctggac	cctcgtgccg	420

-continued

tgcacatgg	tgaacgacc	gaacatcgac	aagaacaccc	agatcaagac	caccccgtac	480
tacatcctca	agaagtacca	gtactggcag	agggccgtgg	gctccaacgt	cgcgctccgc	540
ccgcacgaga	agaagtccca	cacctacgag	tggggcaccg	agatcgacca	gaagaccacc	600
atcatcaaca	ccctcggtt	ccagatcaac	atcgacagcg	gcatgaagtt	cgacatcccc	660
gaggtgggcg	gcggtaccga	cgagatcaag	accagctca	acgaggagct	caagatcgag	720
tattcacatg	agacgaagat	catggagaag	taccaggagc	agtccgagat	cgacaacccg	780
accgaccagt	ccatgaactc	catcggcttc	ctcaccatca	cctccctgga	gctctaccgc	840
tacaacggct	ccgagatccg	catcatgcag	atccagacct	ccgacaacga	cacctacaac	900
gtgacctcct	acccgaacca	ccagcaggcc	ctgctgctgc	tgaccaacca	ctcctacgag	960
gaggtggagg	agatcaccaa	catcccgaag	tccaccctca	agaagctcaa	gaagtactac	1020
ttctgagtca	tgagtcatga	gtcagttaac	ctagacttgt	ccatcttctg	gattggccaa	1080
cttaattaat	gtatgaaata	aaaggatgca	cacatagtga	catgctaata	actataatgt	1140
gggcatcaaa	gttgtgtgtt	atgtgtaatt	actagttatc	tgaataaaaag	agaaagagat	1200
catccatatt	tcttatccta	aatgaatgtc	acgtgtcttt	ataattcttt	gatgaaccag	1260
atgcatttca	ttaaccaaat	ccatatacat	ataaatatta	atcatatata	attaatatca	1320
attgggttag	caaaacaaat	ctagtctagg	tgtgttttgc	gaattcccat	ggagtcaaag	1380
attcaaatag	aggacctaac	agaactcgcc	gtaaagactg	gcgaacagtt	catacagagt	1440
ctcttacgac	tcaatgacaa	gaagaaaatc	ttcgtcaaca	tgggtggagca	cgacacgctt	1500
gtctactcca	aaaatatcaa	agatacagtc	tcagaagacc	aaagggcaat	tgagactttt	1560
caacaaaggg	taatcccg	aaacctctc	ggattccatt	gcccagctat	ctgtcacttt	1620
attgtgaaga	tagtggaaaa	ggaaggtggc	tcctacaaat	gccatcattg	cgataaagga	1680
aaggccatcg	ttgaagatgc	ctctgccgac	agtggctcca	aagatggacc	cccaccacg	1740
aggagcatcg	tggaaaaaga	agacgttcca	accacgtctt	caaagcaagt	ggattgatgt	1800
gatatctcca	ctgacgtaag	ggatgacgca	caatcccact	atccttcgca	agacccttcc	1860
tctatataag	gaagttcatt	tcatttggag	aggacagggt	acccggggat	ccaccatgtc	1920
tccggagagg	agaccagttg	agattaggcc	agctacagca	gctgatatgg	ccgcggtttg	1980
tgatatcggt	aaccattaca	ttgagacgtc	tacagtgaac	tttaggacag	agccacaaac	2040
accacaagag	tggattgatg	atctagagag	gttcaagat	agataccctt	ggttgggttc	2100
tgaggttgag	ggtgttgtgg	ctggatttgc	ttacgctggg	ccctggaagg	ctaggaacgc	2160
ttacgattgg	acagttgaga	gtactgttta	cgtgtcacat	aggcatcaaa	ggttgggcct	2220
aggatccaca	ttgtacacac	atctgcttaa	gtctatggag	gcgcaaggtt	ttaagtctgt	2280
ggttgcgtgt	ataggccttc	caaacgatcc	atctgttagg	ttgcatgagg	ctttgggata	2340
cacagcccgg	ggtacattgc	gcgcagctgg	atacaagcat	ggtggatggc	atgatgttgg	2400
tttttgga	agggattttg	agttgccagc	tcctccaagg	ccagttaggc	cagttacca	2460
gatctgagtc	gacctgcagg	catgcccgtc	gaaatcacca	gtctctctct	acaaatctat	2520
ctctctctat	aataatgtgt	gagtagttcc	cagataaggg	aattagggtt	cttatagggt	2580
ttcgctcatg	tgttgagcat	ataagaaacc	cttagtatgt	atgtgtattt	gtaaaatact	2640
tctatcaata	aaatttctaa	ttcctaaaac	caaaatccag	ggcgagctcg	gtacccgggg	2700
atcctctaga	gtcgacctgc	aggcatgccc	gcggatatcg	atgggccccg	gccgaagctt	2760

-continued

cggtcggggc catcgtggcc tcttgctctt caggatgaag agctatgttt aaacgtgcaa 2820
gcgctcaatt 2830

<210> SEQ ID NO 28
<211> LENGTH: 136
<212> TYPE: DNA
<213> ORGANISM: Artificial Sequence
<220> FEATURE:
<223> OTHER INFORMATION: PCR Amplicon 0784/0564

<400> SEQUENCE: 28

aatccacaag attggagcaa acgacaaaa attcacaagg attggcggct gacattgcca 60
gcgcgggatc gcatgcgcg gggcgggccg gggcgagcac gggagcaggc gacagtcgag 120
ctccattgga acgtag 136

<210> SEQ ID NO 29
<211> LENGTH: 263
<212> TYPE: DNA
<213> ORGANISM: Artificial Sequence
<220> FEATURE:
<223> OTHER INFORMATION: PCR Amplicon 0784/0543

<400> SEQUENCE: 29

aatccacaag attggagcaa acgacaaaa attcacaagg attggcggct gacattgcca 60
gcgcgggatc gcatgcgcg gggcgggccg gggcgagcac gggagcaggc gacagtcgag 120
ctccattgga acgtagaaat acttaagggc aaggtctcca aatacttgaa aaaataggaa 180
aaagaagaaa atacatgaaa tgatattgaa atcaattgga agatgttatg aatcttgttt 240
ttgcaaagcg aacgattcag atg 263

<210> SEQ ID NO 30
<211> LENGTH: 227
<212> TYPE: DNA
<213> ORGANISM: Artificial Sequence
<220> FEATURE:
<223> OTHER INFORMATION: PCR Amplicon 0569/0577

<400> SEQUENCE: 30

ggtcaagtgg aacttggtc actcatttaa tccctccctc tctcttttta tccctctttt 60
tggtgtattc accaatagtg gtgtgcacct gtgattggct cgtaaaaatt cttggacgga 120
tggaagagtg aagagataag caagtcaaag aaaagtaaca acgaagcttc atcagctaca 180
aattttggcc caactggtg caccagcacc aaacttacgt atacatg 227

<210> SEQ ID NO 31
<211> LENGTH: 492
<212> TYPE: DNA
<213> ORGANISM: Artificial Sequence
<220> FEATURE:
<223> OTHER INFORMATION: PCR Amplicon 0570/0542

<400> SEQUENCE: 31

gagtgaagag ataagcaagt caaagaaaag taacaacgaa gcttcatcag ctacaaattt 60
tggccaact ggttgcacca gcaccaaact tacgtatata tgattatctc tgttccctc 120
atctgaaga aaaaaacggg tttcaaaacc cactgctttc aggagtaaaa aaagataata 180
atctgaaaca ttgcttcac cttggccctt atttggttac gttgcaatc accccaatcc 240
acatgtggat tgagatggat tgcagtgtag ctagacaaac ccttaggcc tgtttgcata 300
ggaatacacc aggaattatt ccagctaatac aaaatttata taaatgagag aaacaattcg 360

-continued

```

gataggaatt gttccaggac ttcattctgc agtaaccgaa cggccccctta atccacccca 420
atacacgtgg attggagtgg attgaggtac agccaaacaa ggcctaagtg cagatcaaat 480
aatcaccg tc 492

```

```

<210> SEQ ID NO 32
<211> LENGTH: 555
<212> TYPE: DNA
<213> ORGANISM: Artificial Sequence
<220> FEATURE:
<223> OTHER INFORMATION: PCR Amplicon O784/O215

```

```

<400> SEQUENCE: 32
aatccacaag attggagcaa acgaccaaaa attcacaagg attggcggct gacattgcca 60
gcgcgggatc gcatgcggcg gcggcggccg gggcgagcac gggagcaggc gacagtcgag 120
ctccattgga acgtagaaat acttaagggc aaggtctcca aatacttgaa aaaataggaa 180
aaagaagaaa atacatgaaa tgatattgaa atcaattgga agatgttatg aatcttgttt 240
ttgcaaagcg aacgattcag atggcaaac tatgaatctt tttgtttgaa gtcccaaata 300
taaaattttc tcgtactcac caacattggt gcgcacctgt gattggctca taaaattct 360
tggagggagc gaagaaagag tgaaggata agcaagtaa agcgctcaa cactgatagt 420
ttaaactgaa gcgaggaaac gacaatctga tcatgagcgg agaattaagg gagtcacgtt 480
atgacccccg ccgatgacgc gggacaagcc gttttacgtt tggaactgac agaaccgcaa 540
cgttgaagga gccac 555

```

```

<210> SEQ ID NO 33
<211> LENGTH: 547
<212> TYPE: DNA
<213> ORGANISM: Artificial Sequence
<220> FEATURE:
<223> OTHER INFORMATION: PCR Amplicon O219/O577

```

```

<400> SEQUENCE: 33
cgtgcaagcg ctcaattcgc cctatagtga gtcgtattac aatcgtacgc aattcagtac 60
attaaaaacg tccgcaatgt gttattaagt tgtctaagcg tcaatttttc cttctatgg 120
tcccgtttgt ttatcctcta aattatataa tccagcttaa ataagttaag agacaaacaa 180
acaacacaga ttattaaata gattatgtaa tctagatacc tagattatgt aatccataag 240
tagaatatca ggtgcttata taatctatga gctcgattat ataacttaa aagaaaacaa 300
acagagcccc tataaaaagg ggtcaagtgg aacttggtc actcatttaa tccctcctc 360
tcctctttta tccctctttt tgggtgattc accaatagtg gtgtgcacct gtgattgget 420
cgtaaaaatt cttggacgga tggaagagtg aagagataag caagtcaaag aaaagtaaca 480
acgaagcttc atcagctaca aattttgccc caactggttg caccagcacc aaacttacgt 540
atacatg 547

```

```

<210> SEQ ID NO 34
<211> LENGTH: 243
<212> TYPE: DNA
<213> ORGANISM: Artificial Sequence
<220> FEATURE:
<223> OTHER INFORMATION: PCR Amplicon O506/O476

```

```

<400> SEQUENCE: 34
tctcgtactc accaacattg gtgcgcacct gtgattgget cataaaaatt cttggaggga 60
cgaagaaag agtgaaggga taagcaagta aaagcgtca aacactgata gtttaaactg 120

```

-continued

aagcggggaa acgacaatct gatcatgagc ggagaattaa gggagtcacg ttatgacccc	180
cgccgatgac gcgggacaag ccgttttacg tttggaactg acagaaccgc aacgttgaag	240
gag	243

<210> SEQ ID NO 35
 <211> LENGTH: 754
 <212> TYPE: DNA
 <213> ORGANISM: Artificial Sequence
 <220> FEATURE:
 <223> OTHER INFORMATION: PCR Amplicon O447/O577

<400> SEQUENCE: 35

aacccttagt atgtatttgt atttgtaaaa tacttctatc aataaaattt ctaattccta	60
aaacccaaat ccagggcgag ctcgggtacc ggggatccctc tagagtcgac ctgcaggcat	120
gcccggggat atcgatgggc cccggccgaa gcttcggctc gggccatcgt ggectcttgc	180
tcttcaggat gaagagctat gtttaaactg gcaagcgtc aattcgccct atagtgagtc	240
gtattacaat cgtacgcaat tcagtacatt aaaaacgtcc gcaatgtgtt attaagttgt	300
ctaagcgtca atttttccct tctatggctc cgtttgttta tcctctaaat tatataatcc	360
agcttaaata agttaagaga caaacaaaca acacagatta ttaaatagat tatgtaatct	420
agatacctag attatgtaat ccataagtag aatcaggt gcttatataa tctatgagct	480
cgattatata atcttaaaag aaaacaaaca gagcccctat aaaaaggggt caagtggaca	540
cttggctact catttaatcc ctccctctcc tcttttatcc ctctttttgg tgtattcacc	600
aatagtgggtg tgcacctgtg attggctcgt aaaaattctt ggacggatgg aagagtgaag	660
agataagcaa gtcaaagaaa agtaacaacg aagcttcac agctacaaat tttggcccaa	720
ctggttgac cagcaccaaa cttacgtata catg	754

<210> SEQ ID NO 36
 <211> LENGTH: 25
 <212> TYPE: DNA
 <213> ORGANISM: Artificial Sequence
 <220> FEATURE:
 <223> OTHER INFORMATION: Oligonucleotide primer

<400> SEQUENCE: 36

cgtattacaa tcgtacgcaa ttcag	25
-----------------------------	----

<210> SEQ ID NO 37
 <211> LENGTH: 25
 <212> TYPE: DNA
 <213> ORGANISM: Artificial Sequence
 <220> FEATURE:
 <223> OTHER INFORMATION: Oligonucleotide primer

<400> SEQUENCE: 37

ggataaacia acgggacat agaag	25
----------------------------	----

<210> SEQ ID NO 38
 <211> LENGTH: 104
 <212> TYPE: DNA
 <213> ORGANISM: Artificial Sequence
 <220> FEATURE:
 <223> OTHER INFORMATION: Amplicon of SEQ ID NOs: 36 and 37

<400> SEQUENCE: 38

cgtattacaa tcgtacgcaa ttcagtcac taaaaacgtc cgcaatgtgt tattaagttg	60
tctaagcgtc aatttttccc ttctatggtc ccgtttgttt atcc	104

-continued

```

<210> SEQ ID NO 39
<211> LENGTH: 25
<212> TYPE: DNA
<213> ORGANISM: Artificial Sequence
<220> FEATURE:
<223> OTHER INFORMATION: IVR1 (0197) Primer used to generate a 226 bp
        amplicon as an internal positive control

<400> SEQUENCE: 39

ccgctgtatc acaagggtg gtacc                                25

```

```

<210> SEQ ID NO 40
<211> LENGTH: 25
<212> TYPE: DNA
<213> ORGANISM: Artificial Sequence
<220> FEATURE:
<223> OTHER INFORMATION: IVR2 (0198) Primer used to generate a 226 bp
        amplicon as an internal positive control

<400> SEQUENCE: 40

ggagcccgtg tagagcatga cgate                                25

```

What is claimed is:

1. An isolated DNA molecule comprising a nucleotide sequence selected from the group consisting of:

- a) [the nucleotide sequence set forth in SEQ ID NO: 19;
b) the nucleotide sequence set forth in SEQ ID NO: 20;

- c)] the nucleotide sequence set forth in SEQ ID NO:23;
[d] b) the nucleotide sequence set forth in SEQ ID NO: 21;
and
[e] c) the nucleotide sequence set forth in SEQ ID NO: 22.

* * * * *

UNITED STATES PATENT AND TRADEMARK OFFICE
CERTIFICATE OF CORRECTION

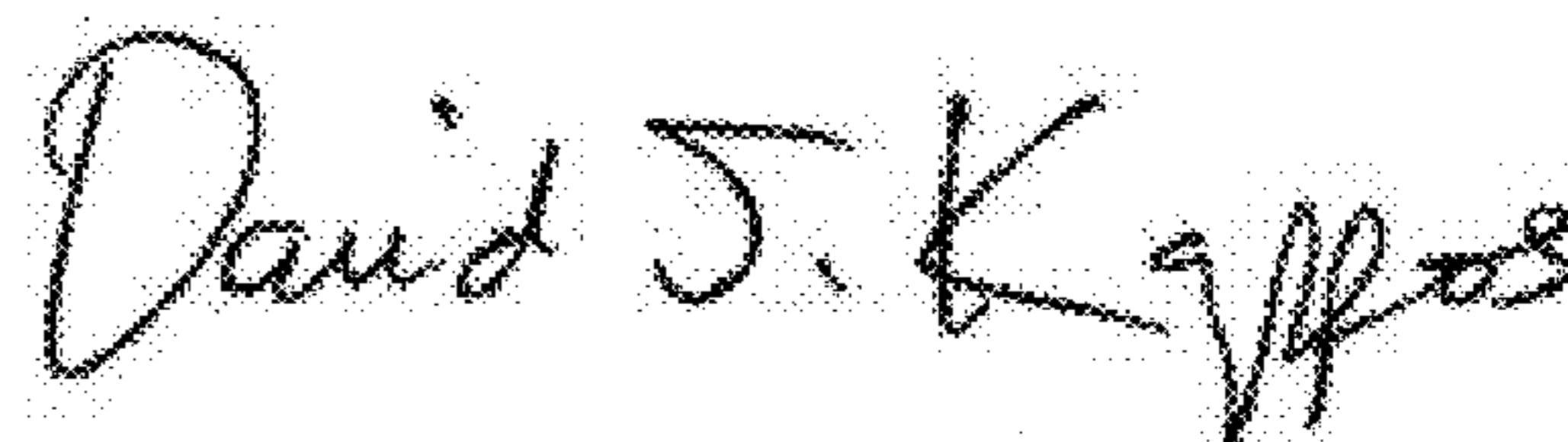
PATENT NO. : RE43,373 E
APPLICATION NO. : 13/048694
DATED : May 8, 2012
INVENTOR(S) : Bing et al.

Page 1 of 1

It is certified that error appears in the above-identified patent and that said Letters Patent is hereby corrected as shown below:

Column 27, line 5, "urnodified" should be --unmodified--.

Signed and Sealed this
Eighteenth Day of September, 2012

A handwritten signature in black ink that reads "David J. Kappos". The signature is written in a cursive, slightly slanted style.

David J. Kappos
Director of the United States Patent and Trademark Office