

US00RE43341E

(19) **United States**  
 (12) **Reissued Patent**  
**Olsen et al.**

(10) **Patent Number:** **US RE43,341 E**  
 (45) **Date of Reissued Patent:** **\*May 1, 2012**

(54) **METHOD OF IMPROVING THE PROPERTIES OF A FLOUR DOUGH, A FLOUR DOUGH IMPROVING COMPOSITION AND IMPROVED FOOD PRODUCTS**

(75) Inventors: **Torkil Steenholt Olsen**, Morelos (MX);  
**Inge Lise Povlsen**, Skanderborg (DK);  
**Jorn Borch Soe**, Aarhus (DK);  
**Charlotte Horsmans Poulsen**, Brabrand (DK);  
**Pernille Bak Hostrup**, Brabrand (DK)

(73) Assignee: **Danisco A/S**, Copenhagen (DK)

(\*) Notice: This patent is subject to a terminal disclaimer.

(21) Appl. No.: **11/896,132**

(22) Filed: **Aug. 29, 2007**

**Related U.S. Patent Documents**

Reissue of:

(64) Patent No.: **6,936,289**  
 Issued: **Aug. 30, 2005**  
 Appl. No.: **10/260,578**  
 Filed: **Oct. 1, 2002**

U.S. Applications:

(60) Continuation-in-part of application No. 09/932,923, filed on Aug. 21, 2001, now Pat. No. 6,726,942, which is a continuation of application No. 08/676,186, filed on Sep. 12, 1996, now Pat. No. 6,358,543, which is a continuation-in-part of application No. 08/483,870, filed on Jun. 7, 1995, now abandoned, said application No. 10/260,578 is a continuation-in-part of application No. 10/040,394, filed on Jan. 9, 2002, now Pat. No. 6,852,346, which is a division of application No. 09/402,664, filed on Oct. 22, 1999, now Pat. No. 6,406,723, said application No. 10/260,578 is a continuation-in-part of application No. 10/150,429, filed on May 17, 2002, now Pat. No. 6,967,035.

(60) Provisional application No. 60/398,020, filed on Jul. 24, 2002, provisional application No. 60/347,007, filed on Jan. 9, 2002.

(30) **Foreign Application Priority Data**

Apr. 9, 1997 (DK) ..... 0400/97  
 May 18, 2001 (GB) ..... 011226  
 May 24, 2002 (GB) ..... 0211975

(51) **Int. Cl.**  
**A21D 2/00** (2006.01)

(52) **U.S. Cl.** ..... **426/20; 426/549**

(58) **Field of Classification Search** ..... **426/20, 426/555, 549**

See application file for complete search history.

(56) **References Cited**

U.S. PATENT DOCUMENTS

2,783,150 A 2/1957 Luther  
 2,888,385 A 5/1959 Grandel

3,260,606 A 7/1966 Azuma  
 3,368,903 A 2/1968 Johnson  
 3,520,702 A 7/1970 Merzi  
 3,634,195 A 1/1972 Melaschouris  
 3,652,397 A 3/1972 Pardun  
 3,677,902 A 7/1972 Aunstrup  
 3,852,260 A 12/1974 Knutsen  
 3,973,042 A 8/1976 Kosikowski  
 4,034,124 A 7/1977 van Dam  
 4,065,580 A 12/1977 Feldman  
 4,160,848 A 7/1979 Vidal  
 4,202,941 A 5/1980 Terada  
 4,399,218 A 8/1983 Gauhl  
 4,567,046 A 1/1986 Inoue  
 4,575,487 A 3/1986 Shetty et al.  
 4,683,202 A 7/1987 Mullis  
 4,689,297 A 8/1987 Good  
 4,707,291 A 11/1987 Thom  
 4,707,364 A 11/1987 Barach  
 4,708,876 A 11/1987 Yokoyama  
 4,798,793 A 1/1989 Eigtved  
 4,808,417 A 2/1989 Masuda  
 4,810,414 A 3/1989 Høge-Jensen  
 4,814,331 A 3/1989 Kerkenaar  
 4,818,695 A 4/1989 Eigtved  
 4,826,767 A 5/1989 Hansen  
 4,865,866 A 9/1989 Moore  
 4,904,483 A 2/1990 Christensen  
 4,916,064 A 4/1990 Derez  
 5,059,430 A 10/1991 Bowles  
 5,094,951 A 3/1992 Rosenberg  
 5,108,765 A 4/1992 Maat et al.  
 5,112,624 A 5/1992 Johna  
 5,213,968 A 5/1993 Castle  
 5,219,733 A 6/1993 Myojo  
 5,219,744 A 6/1993 Kurashige

(Continued)

FOREIGN PATENT DOCUMENTS

AR 249546 12/1996  
 AR 000105426 10/2000  
 AR 040101441 4/2004  
 AT E 110 768 T1 8/1987  
 AT 723031 4/1998  
 AU 570720 9/1984  
 AU 199742798 B2 4/1998  
 AU 754470 11/1999  
 BR 8404421-7 4/1984  
 CA 805618 2/1969

(Continued)

OTHER PUBLICATIONS

Novozymes Annual Report 2002, "Success for new baking enzyme." International Dairy Federation Bulletin Document, Document 116, p. 5. (1979).  
 Seffernick et al., *Journal of Bacteriology*, vol. 183, No. 8, p. 2405-2410 (2001).

(Continued)

Primary Examiner — Leslie Wong

(74) Attorney, Agent, or Firm — Steptoe & Johnson LLP

(57) **ABSTRACT**

A method of improving the rheological and/or machineability properties of a flour dough and/or the quality of the product made from the dough, comprising adding to the dough a combination comprising a Hox and an emulsifying agent.

**56 Claims, 3 Drawing Sheets**





# US RE43,341 E

Page 3

DK	PA200000989	6/2000	EP	1131416	6/2000
DK	PA200000991	6/2000	EP	0739985	11/2000
DK	PA200100285	2/2001	EP	1057415 A1	12/2000
DK	PA200100843	5/2001	EP	1071734	1/2001
DK	EP659049	7/2001	EP	0659049	3/2001
DK	EP0784674	11/2002	EP	1103606	5/2001
DK	EP0869167 T3	1/2003	EP	1108360	6/2001
DK	EP1073339	1/2003	EP	1138763	10/2001
DK	PA200300634	4/2003	EP	1145637	10/2001
DK	EP0746608	10/2003	EP	0191217 B2	2/2002
DK	EP1042458	3/2004	EP	869167	2/2002
EP	0064855	11/1982	EP	1193314	4/2002
EP	0010296	12/1982	EP	01204340.2	4/2002
EP	0109244	5/1984	EP	074618 B1	8/2002
EP	0130064 B1	1/1985	EP	1193314	8/2002
EP	0140542	5/1985	EP	1233676	8/2002
EP	0167309	1/1986	EP	0648263	9/2002
EP	0171995 A2	2/1986	EP	0784674	9/2002
EP	0205208 A2	12/1986	EP	1073339	12/2002
EP	0206390 A2	12/1986	EP	1275711	1/2003
EP	0214761	3/1987	EP	1285969	2/2003
EP	0238023	9/1987	EP	1298205	4/2003
EP	0257388	3/1988	EP	0635053	6/2003
EP	0260573	3/1988	EP	0675944	6/2003
EP	87307684.8	3/1988	EP	0817838	6/2003
EP	0305216	3/1989	EP	1280919	6/2003
EP	B1-321-811	6/1989	EP	0746608 B1	8/2003
EP	0334462	9/1989	EP	0851913	5/2004
EP	B1-338-452	10/1989	EP	0869167 B1	5/2004
EP	0195311	6/1990	EP	1262562	6/2004
EP	89306375	6/1990	EP	1433852	6/2004
EP	0426211	5/1991	EP	0977869	7/2004
EP	A0468731	7/1991	EP	0743017	9/2004
EP	0445692	9/1991	EP	0675949	10/2004
EP	0449375	10/1991	EP	0880590	10/2004
EP	0468731	1/1992	EP	0897423	10/2004
EP	0513709 A2	11/1992	EP	1466980	10/2004
EP	0396 162	1/1993	EP	0839186	11/2004
EP	0542351	5/1993	EP	1162889	2/2005
EP	0558112	9/1993	EP	1559788	8/2005
EP	0238023	12/1993	EP	1363506	11/2005
EP	0575133 A2	12/1993	EP	1624047	2/2006
EP	0580252	1/1994	EP	1624047	10/2006
EP	93919029.4	3/1994	ES	535608	9/1984
EP	94902653.8	7/1994	ES	535602	10/1984
EP	0258068 B1	8/1994	ES	535609	3/1985
EP	0585988 B1	9/1994	GB	1086550	10/1967
EP	0622446 A2	11/1994	GB	1442418	7/1976
EP	0652289	5/1995	GB	1577933	10/1980
EP	0654527	5/1995	GB	0028701.1	11/2000
EP	94203211	5/1995	GB	2358784	8/2001
EP	95909666.0	8/1995	GB	0301117.8	1/2003
EP	0396162	9/1995	GB	0301118.6	1/2003
EP	0 682 116	11/1995	GB	0301119.4	1/2003
EP	0 758 377	11/1995	GB	0301120.2	1/2003
EP	0585988 B1	3/1996	GB	0301121.0	1/2003
EP	0 375 102	4/1996	GB	0301122.8	1/2003
EP	95934621.4	5/1996	GB	2379165	3/2003
EP	0721981	7/1996	GB	2267033	11/2003
EP	96906712.3	10/1996	GB	0330016.7	12/2003
EP	746608	11/1996	GR	980402483	4/1992
EP	96926323.5	2/1997	JP	59183881	4/1960
EP	0776604	6/1997	JP	73016612	12/1970
EP	0531104 B	8/1997	JP	48016612	5/1973
EP	0808903	11/1997	JP	5476892	6/1979
EP	0682116	12/1997	JP	55131340	10/1980
EP	0812910	12/1997	JP	60078529	5/1985
EP	0305216	3/1998	JP	62118883	11/1985
EP	0847701	6/1998	JP	59088040	1/1986
EP	0548228	8/1998	JP	61085158	4/1986
EP	97610056.0	10/1998	JP	63042691	8/1986
EP	97919299.4	10/1998	JP	62061590	3/1987
EP	0702712	12/1998	JP	62285749	12/1987
EP	0882797	12/1998	JP	10203974	8/1988
EP	0897667	2/1999	JP	1252294	10/1989
EP	0913092	5/1999	JP	2-49593	2/1990
EP	0913468	5/1999	JP	2-153997	6/1990
EP	99911638.7	10/1999	JP	03164127	7/1991
EP	0321811	12/1999	JP	04075592	3/1992



# US RE43,341 E

Page 4

JP	6014773	3/1992	WO	PCT/DK93/00442	7/1994
JP	A92084848	3/1992	WO	WO9414940	7/1994
JP	4121186	4/1992	WO	WO9414951	7/1994
JP	15626492	6/1992	WO	WO9426883	11/1994
JP	04-200339	7/1992	WO	WO95/01727	1/1995
JP	04200339	7/1992	WO	WO A9501727	1/1995
JP	04207145	7/1992	WO	WO9506720	3/1995
JP	04207146	7/1992	WO	WO9509909	4/1995
JP	04207146 A	7/1992	WO	PCT/DK95/00076	8/1995
JP	4300839	10/1992	WO	PCT/DK95/00079	8/1995
JP	4327536	11/1992	WO	WO9522606	8/1995
JP	04-370055	12/1992	WO	WO9522615	8/1995
JP	1994000010444	1/1993	WO	WO9522625	8/1995
JP	5211852	8/1993	WO	WO9529996	11/1995
JP	1994000010444	1/1994	WO	WO9530744	11/1995
JP	06-296467	10/1994	WO	WO 95129996	11/1995
JP	1994000010444	10/1994	WO	WO9609772	4/1996
JP	1994000010444	10/1994	WO	PCT/DK95/00424	5/1996
JP	A6296467	10/1994	WO	WO9613578	5/1996
JP	6345800	12/1994	WO	WO9613579	5/1996
JP	07-079687	3/1995	WO	WO9613580	5/1996
JP	8268882	4/1995	WO	WO9627002	9/1996
JP	7231788	9/1995	WO	WO9628542	9/1996
JP	7 274807	10/1995	WO	WO9630502	10/1996
JP	7 274807 A	10/1995	WO	WO9632472	10/1996
JP	07274807	10/1995	WO	WO 96/39851	12/1996
JP	07274807 A	10/1995	WO	PCT/DK96/00322	2/1997
JP	7330794	12/1995	WO	WO9704079	2/1997
JP	8143457	6/1996	WO	WO9705219	2/1997
JP	8266213	10/1996	WO	WO9707202	2/1997
JP	9040689	2/1997	WO	WO9707205	2/1997
JP	63068697	3/1998	WO	WO9711083	3/1997
JP	10155493	6/1998	WO	WO9714713	4/1997
JP	10155493 A	6/1998	WO	WO9727237	7/1997
JP	03164127	7/1999	WO	WO9727276	7/1997
JP	04207145	7/1999	WO	WO9741212	11/1997
JP	04207146	7/1999	WO	WO9741735	11/1997
JP	04207146 A	7/1999	WO	WO9741736	11/1997
JP	11290078	10/1999	WO	WO9800029	1/1998
JP	2003524286	6/2000	WO	WO9808939	3/1998
JP	2000226335	8/2000	WO	WO9814594	4/1998
JP	3553958	5/2004	WO	WO9816112	4/1998
JP	7521525	8/2004	WO	WO9818912	5/1998
KR	93-700773	3/1993	WO	WO9823162	6/1998
KR	94-10252	10/1994	WO	WO9826057	6/1998
KR	95-700043	1/1995	WO	WO/9826057	6/1998
KR	95-702583	6/1995	WO	WO 98/31790	7/1998
KR	96-704602	8/1996	WO	WO9841623	9/1998
KR	2001-7012115	9/2001	WO	WO 98/45453	10/1998
KR	2003-7008997	10/2003	WO	WO9844804	10/1998
NL	99911638.7	2/2001	WO	WO9845453	10/1998
NL	0784674	12/2002	WO	WO9850532	11/1998
NL	08869167 B1	1/2003	WO	WO9851163	11/1998
NL	1073339	2/2003	WO	WO9859028	12/1998
NL	0746608	11/2003	WO	PCT/DK98/00554	7/1999
RU	2140751	6/1997	WO	WO 99/31990	7/1999
RU	2235775	11/1999	WO	WO9933964	7/1999
RU	2001117497	6/2001	WO	WO9934011	7/1999
TR	200101551	12/1999	WO	WO9937782	7/1999
WO	WO88/02775	4/1988	WO	WO9942566	8/1999
WO	WO8803365	5/1988	WO	PCT/DK99/00185	10/1999
WO	PCT/DK88/00224	7/1988	WO	WO9950399	10/1999
WO	WO89/01032	2/1989	WO	WO9953001	10/1999
WO	WO08901969	3/1989	WO	WO9953769	10/1999
WO	WO8906803	7/1989	WO	WO9955883	11/1999
WO	WO9100920	1/1991	WO	WO0005396	2/2000
WO	WO9106661	5/1991	WO	WO0028044	5/2000
WO	WO9114772	10/1991	WO	PCT/DK99/00664	6/2000
WO	PCT/DK91/00271	4/1992	WO	PCT/DK99/00678	6/2000
WO	WO9205249	4/1992	WO	WO 00/32758	6/2000
WO	WO9214830	9/1992	WO	WO0034450	6/2000
WO	WO9218645	10/1992	WO	WO0036114	6/2000
WO	WO9301285	1/1993	WO	WO0043036	7/2000
WO	WO9311249	6/1993	WO	WO0049164	8/2000
WO	WO9312812	7/1993	WO	WO0058517	10/2000
WO	WO9401541	1/1994	WO	WO0059307	10/2000
WO	PCT/DK93/00274	3/1994	WO	WO0060063	10/2000
WO	WO 94/04035	3/1994	WO	WO0061771	10/2000
WO	WO9404035	3/1994	WO	WO0071808	11/2000



WO	PCT/DK00/00300	12/2000	Verenium Corporation leaflet Purifine® Enzyme (Jan. 2008).
WO	WO 00/75295	12/2000	Sequence Alignment of database accession No. Q44268 (database: UNIProtKB/TrEMBL) with SEQ ID No. 16.
WO	WO0075295	12/2000	Sequence Alignment of database accession No. Q44268 (database: UNIProtKB/TrEMBL) with SEQ ID No. 70.
WO	WO0116308	3/2001	Arskog and Joergensen, "Baking of prior art lipases from <i>Candida cylindracea</i> and <i>Aspergillus foeditus</i> and their activity on galactolipids on dough," Novozymes Report 2005.
WO	WO0127251	4/2001	Arskog and Joergensen, "Baking of prior art lipases from <i>Humicola lanuginosa</i> , <i>Aspergillus tubigenis</i> , <i>Rhizopus delemar</i> and <i>Thizomucor miehei</i> , and their activity on galactolipids on dough," Novozymes Report 2005.
WO	WO0129222	4/2001	Briand et al., "Lipids," Aug. 1995, vol. 30, No. 8, pp. 747-754.
WO	WO0134835	5/2001	Garcia et al. Journal of Agricultural and Food Chemistry (2004), vol. 52, p. 3946-3953.
WO	WO 01/39602	6/2001	Garzillo et al., Biotechnol Appl Biochem (1995) vol. 22, p. 169-178 and Proof of date of publication of Garzillo et al.
WO	WO 01/39602 A1	6/2001	Seino, H. et al., JAOCS, Nov. 1984, vol. 61, No. 11, pp. 1761-1765.
WO	WO0139602	6/2001	Stryer, L., 1981, Biochemistry, 2 <sup>nd</sup> ed, W.H. Freeman and Co., San Francisco.
WO	WO0142433	6/2001	Sen S. et al., Developments in Directed Evolution for Improving Enzyme Functions, Appl. Biochem. Biotechnol., 2007, vol. 143, No. 3, p. 212-223.
WO	WO0147363	7/2001	AR Patent Application—Variantes De Lipasa Y Metodos Para Su Preparacion, May 21, 1996, Argentina.
WO	WO0166711	9/2001	Chan and Wasserman, Cereal Chem. vol. 70(1), p. 22-26.
WO	WO01078524	10/2001	Glucose Oxidase, An Extract from the Enzyme Handbook, p. 1-7 (1995).
WO	WO0183559	11/2001	Kelley and Reddy, <i>J. Bacteriology</i> , vol. 166, p. 269-274 (1986).
WO	WO0183770	11/2001	Kelly and Reddy, <i>Methods in Enzymology</i> , vol. 161, p. 307-316 (1988).
WO	PCT/DK01/00350	12/2001	Giffhorn, <i>Appl. Microbiol. Biotechnol.</i> , vol. 54, p. 727-740 (2000).
WO	WO0192502	12/2001	Kaplan, <i>Methods in Enzymology</i> , vol. 3, p. 107-110 (1957).
WO	WO 02/00852	1/2002	Smith and Whelan, <i>Biochemical Preparations</i> , vol. 10, p. 126-130 (1963).
WO	WO 02/03805	1/2002	Sullivan, James Denis Jr., Diss. Abstr. Int. B, 1973, 34(5), 1875, CAN 80: 105204 AN 1974: 105204 Caplus, "Purification and characterization of hexose oxidase from the red alga <i>Chondrus crispus</i> ".
WO	WO0200852	1/2002	Groen, B. W., s De Vries, J. A. Duine (1997), Eu. J. Biochem., vol. 244, pp. 858-861, "Characterization of hexose from the red seaweed <i>Chondrus crispus</i> ".
WO	WO0203805	1/2002	Wolff, A. M., O. C. Hansen, U. Poulsen, S. Madrid, P. Stougaard (2001), Protein Expression and Purification., vol. 22, pp. 189-199. "Optimization of the Production of <i>Chondrus crispus</i> Hexose Oxidase in <i>Pichia pastoris</i> ".
WO	WO0206457	1/2002	Kerschensteiner, D. D. Diss. Abstr. Int. B 1978, 39(7), 3299, CAN 90: 117113 AN 1978:117113 Caplus, "The mechanism of action and the state of copper in hexose oxidase".
WO	WO0214490	2/2002	Bean and Hassid, 1956, J. Biol. Chem., 218: 425-436.
WO	WO0224881	3/2002	Ikawa, 1982, Methods Enzymol., 89: 145-149.
WO	WO0230207	4/2002	Sullivan et al., 1973, Biochemica et Biophysica Acta, 309:11-22.
WO	WO02055679	7/2002	Rand, 1972, Journal of Food Science, 37:698-701.
WO	PCT/DK02/00114	8/2002	Bak et al., "A Method for Testing the Strengthening Effect of Oxidative Enzymes in Dough", presented at a symposium entitled "Wheat Structure, Biochemistry and Functionality", Reading UK, Apr. 10-12, 1995.
WO	WO 02/065854	8/2002	Christiansen, 1993, "Application of Oxidoreductases for Food Preservation" in Progress Report of R&D Projects and Concerted Actions published by the European Communities, Luxembourg, 1993, p. 32-36.
WO	WO 02/066622	8/2002	Kerschensteiner, The Mechanism of Action and the State of Copper in Hexose oxidase, Thesis, 1978, p. iii-xiii.
WO	WO02062973	8/2002	Perella, F.W., Analytical Biochemistry, 174:437-447 (1988).
WO	WO02065854	8/2002	AACC Method 36-01 A.
WO	WO02066622	8/2002	"Enzyme Technology in Flour Milling and Baking", Baking Industry Europe (Alan Gordon, editor), S. Haarasilta and T. Pullinen (1993), pp. 49-52.
WO	WO02094123	11/2002	"Enzyme Nomenclature 1984 (Recommendations of the Nomenclature Committee of the International Union of Biochemistry on the Nomenclature and Classification of Enzyme-Catalysed Reactions)" (1984), pp. v, ix, and 50-51.
WO	WO 03/020941	3/2003	
WO	WO03020923	3/2003	
WO	WO03040091	5/2003	
WO	WO03060112	7/2003	
WO	WO03070013	8/2003	
WO	WO 03/089620	10/2003	
WO	WO03089260	10/2003	
WO	WO03097825	11/2003	
WO	WO03099016	12/2003	
WO	WO03100044	12/2003	
WO	WO03102118	12/2003	
WO	WO2004004467	1/2004	
WO	WO2004018660	3/2004	
WO	WO2004053039	6/2004	
WO	WO2004053152	6/2004	
WO	WO2004059075	7/2004	
WO	WO2004064537	8/2004	
WO	WO2004064987	8/2004	
WO	WO2004097012	11/2004	
WO	WO2004111216	12/2004	
WO	WO2005003339	1/2005	
WO	WO2005005977	1/2005	
WO	WO2005056782	6/2005	
WO	WO2005066347	7/2005	
WO	WO2005066351	7/2005	
WO	WO2005080540	9/2005	
WO	WO2005087918	9/2005	
WO	WO2006008508	1/2006	
WO	WO2006008653	1/2006	
WO	WO2006032279	3/2006	
WO	WO 08/094847	8/2008	

## OTHER PUBLICATIONS

Wirkowski et al., *Biochemistry*, vol. 38, No. 36, p. 11643-11650 (1999).

AOCS Introduction to the Processing of Fats and Oils, American Oil Chemists, p. III-16-III-19 (2003).

Chica et al., *Current Opinion in Biotechnology*, vol. 16, p. 378-384 (2005).

Garcia et al., *Methods Enzymol.*, vol. 71, p. 782-772 (1981).

Sequence of enzyme GCAT (glycerophospholipid-cholesterolacyltransferase) (P10480, <http://www.ncbi.nlm.nih.gov/entrez/viewer.fcgi?db=protein&id=118572649>) (1989).

Kerschensteiner, The Mechanism of Action and the State of Copper in Hexose oxidase, Thesis, 1978, p. iii-xiii.

Perella, F.W., Analytical Biochemistry, 174:437-447 (1988).

AACC Method 36-01 A.

"Enzyme Technology in Flour Milling and Baking", Baking Industry Europe (Alan Gordon, editor), S. Haarasilta and T. Pullinen (1993), pp. 49-52.

"Enzyme Nomenclature 1984 (Recommendations of the Nomenclature Committee of the International Union of Biochemistry on the Nomenclature and Classification of Enzyme-Catalysed Reactions)" (1984), pp. v, ix, and 50-51.



- "Glucose Oxidase: Production, Properties, Present and Potential Applications", Soc. Chem. Ind. (London), (1961), L.A. Undetkofler, p. 72-86.
- "Enzyme Function", Experimental Report from Novo Nordisk, Mar. 13, 1997, 2 pages.
- "Methods in Enzymology", Biomass Part B Glucose Oxidase of *Phanerochaete chrysosporium*, R.L. Kelley and C.A. Reddy (1988), 161, pp. 306-317.
- Definition of "hexose", Webster Dictionary, p. 1065., no date.
- "Baking Science & Technology", E.J. Pyler (1982), vol. 1, pp. 314-316.
- "Novel Enzyme Combinations A New Tool to Improve Baking Results", Agro-Industry Hi-Tech. S. Haarasilta and T. Pullinen, (May/June 1992), p. 12-13.
- "Enzyme Nomenclature (Recommendations of the Nomenclature Committee of the International Union of Biochemistry and Molecular Biology on the Nomenclature and Classification of Enzymes)" (1992), p. 56.
- J. Chromatog., Knoll et al., 55 (1971), 425-428.
- "DEEO®", "A glucose oxidase and catalase enzyme system product sheet from Miles laboratories—Enzymes from Miles (technical information) (1976), 5 pages.
- "Enzymes in Food Processing", 2nd Ed. By G. Reed, Universal Foods Corporation, Academic Press (1975), p. 222-229.
- "Properties and Applications of the Fungal Enzyme Glucose Oxidase", reprinted from "Proceedings of the International Symposium on Enzyme Chemistry", Tokyo and Kyoto, (1957) L.A. Underkofler, (1958), pp. 486-490.
- "The Oxidation of Glucose and Related Compounds by Glucose Oxidase from *Aspergillus niger*", Biochemistry, Pazur et al., vol. 3(4), 1964, 578-583.
- "Technology of Cereals (with special reference to wheat)", 2nd Ed., Pergamon Press Ltd. N. L. Kent, (1975), pp. iv-v, 48-49, and 72-73.
- "Gluzyme™" product sheet from Novo Nordisk Enzyme Process Division, Jan. 1994, 2 pages. Derwent Publications Ltd., London, GB; AN 73-30288u XP002012361 & JP, A48016612 (EISAI Co. Ltd).
- Clare et al., 1991, Bio/Technology 9:455-460 [3].
- Cregg et al., 1987, In: Biological Research on Industrial Yeast, vol. II, Stewart, G.G. et al. (Eds.), pp. 1-18 [4].
- Fernandez et al., 1992, Analytical Biochemistry, 201:255-264 [5].
- Pedersen et al., 1996, J. Biol. Chem. 271:2514-2522 [10].
- Sahm et al., 1973, Eur. J. Biochem. 37:250-256 [12].
- Tschopp et al., 1987, Bio/Technology 5:1305-1308 [17].
- Barkholt, V. and A.L. Jensen, 1989, Amino Acid Analysis: Determination of Cysteine plus Half-Cysteine in Proteins after Hydrochloric Acid Hydrolysis with a Disulfide Compound as Additive, Analytical Biochemistry, 177:318-322.
- Fernandez, J. et al., 1994, An Improved Procedure for Enzymatic Digestion of Polyvinylidene Difluoride-Bound Proteins for Internal Sequence Analysis, Analytical Biochemistry, 218:112-117.
- Groppe, J.C. and Morse, D.E., 1993, Isolation of full-length RNA templates for reverse transcription from tissues rich in RNase and proteoglycans, Anal. Biochem., 210:337-343.
- Kerschensteiner, D.A. and Klippenstein, D.A., 1978, Purification Mechanism and State of Copper in Hexose Oxidase, Federation Proceedings 37:1816 abstract.
- Laemmli, U.K., 1970, Cleavage of structural Proteins during the Assembly of the Head of Bacteriophage T4, Nature (London), 227:680-685.
- Schagger, H. and von Jagow, G., 1987, Tricine-Sodium Dodecyl Sulfate-Polyacrylamide Gel Electrophoresis for the Separation of Proteins in the Range from 1 to 100 kDa, Analytical Biochemistry 166:368-379.
- Sock, Jr. and Rohringer, R., 1988, Activity Staining of Blotted Enzymes by Reaction Coupling with Transfer Membrane-Immobilized Auxiliary Enzymes, Analytical Biochemistry 171:310-319.
- Yeh, K-W, Juang, R.H and Su, J-C, A Rapid and efficient method for RNA isolation from plants with high-carbohydrate content, Focus 13 (3):102-103, 1991.
- Maes et al., Analytica Chimica Acta, 284 (1993) 281-290.
- Sambrook, J., Fritsch, E.F. and Maniatis, T., 1989, Molecular Cloning, A Laboratory Manual 2nd Ed. Cold Spring Harbor Laboratory Press, Cold Spring Harbor, NY.
- Dowling et al., "Hexose Oxidation by an enzyme system of *Malleomyces Pseudomallei*", Journal of Bacteriology (1956) 72:555-560.
- Bean et al., "Carbohydrate Metabolism of Citrus Fruits", Journal of Biological Chemistry (1961) 236: 1235-1240.
- Witteveen, C.F.B.: Thesis "Gluconate formation and polyol metabolism in *Aspergillus niger*", selected pages (1993). AACC Method 54-10.
- Ellman, George L.: "A Colorimetric Method for Determining Low Concentrations of Mercaptans", Archives of Biochemistry and Biophysics (1958) 74: 443-450.
- Poulsen, C., et al., "Purification and Characterization of a Hexose Oxidase with Excellent Strengthening Effects in Bread", Cereal Chem., 75(1):51-57 (1998).
- "Effect of Different Hexose Oxidase and Other Oxide Reductases in Dough", Experimental Data Submitted by Applicants in European Counterpart Application 96917368.
- Krog, N.J., "Dynamic and Unique Monoglycerides", Cereal Foods World, 24(1): 10-11 (1979).
- Matos, A.R., et al., "A Novel Patatin-like Gene Stimulated by Drought Stress Encodes a Galactolipid Acyl Hydrolase", FEBS Letters, 491: 188-192 (2001).
- Withers-Martinez, C., et al., "A Pancreatic Lipase with a Phospholipase A1 activity: Crystal Structure of a Chimeric Pancreatic Lipase-Related Protein 2 from Guinea Pig", Structure 4(11): 1363-1374 (1996).
- Cordle, R.A., "The Hydrophobic Surface of Colipase Influences Lipase Activity at an Oil-Water Interface", Journal of Lipid Research, 39: 1759-1767 (1998).
- Sahsah, Y., et al., "Purification and Characterization of a Soluble Lipolytic Acylhydrolase from Cowpea (*Vigna unguiculata* L.) Leaves", Biochimica et Biophysica Acta, 1215: 66-73 (1994).
- O'Sullivan, J., et al., "A Galactolipase Activity Associated with the Thylakoids of Wheat Leaves (*Triticum aestivum* L.)", J. Plant Physiol., 131:393-404 (1987).
- Carriere, F., et al., "Pancreatic Lipase Structure-Function Relationships by Domain Exchange," Biochemistry, 36: 239-248 (1997).
- Bornscheuer, U.T., "Lipase-Catalyzed Syntheses of Monoacylglycerols", Enzyme and Microbial Technology, 17: 578-586 (1995).
- Hou, C.T., "pH Dependence and Thermostability of Lipases from Cultures from the ARS Culture Collection", Journal of Industrial Microbiology, 13:242-248 (1994).
- Villeneuve, P., et al., "Lipase Specificities: Potential Application in Lipid Bioconversions", Inform, 8(6): 640-650 (1997).
- Cammann, K., et al., "Chemical Sensors and Biosensors-Principles and Applications", Angew. Chem. Int. Ed. Engl., 30: 516-539 (1991).
- Allen, R.M. et al., "Low-Level Electrochemical Detection of Glucose Oxidase and a Glucose Oxidase Conjugate", Biosensors and Bioelectronics, 10:621-631 (1995).
- Wiseman, A., "Immobilization of Glucose Oxidase into Membranes as Sensors for Food Analysis", Elsevier Science Publishers, (1987).
- Wilson, R., et al., "Glucose Oxidase: An Ideal Enzyme", Biosensors and Bioelectronics, 7:165-185 (1992).
- Raba, J., et al., "Glucose Oxidase as an Analytical Reagent", Critical Reviews in Analytical Chemistry, 25(1):1-42 (1995).
- Volc, J., et al., "Glucose-2 Oxidase Activity in Mycelial Cultures of Basidiomycetes", Folia Microbiol., 30:141-147 (1985).
- Giffhorn, F., "Fungal Pyranose Oxidases: Occurrence, Properties and Biotechnical Applications in Carbohydrate Chemistry", Appl. Microbiol. Biotechnol., 54:727-740 (2000).
- Certificate of Analysis for Maltose Monohydrate, SIGMA.
- Lin, Shuen-Fuh et al., "Purification and Characterization of a Novel Glucooligosaccharide Oxidase from *Acremonium strictum* T1", Biochimica et Biophysica Acta, 1118:41-47 (1991).
- Pazur, J.H., et al., "Comparison of the action of Glucoamylase and Glucosyltransferase on D-Glucose, Maltose, and Malto-Oligosaccharides," Carbohydrate Research, 58:193-202 (1977).
- Qi Si, J., "New Enzymes for the Baking Industry", Food Tech Europe, 3(1):60-64 (1996), Novo Nordisk Ferment Ltd.



- Weipert, D., "Rheologie von Roggenteigen., II. Der Einfluss der Enzyme unterschiedlicher Spezifität auf das rheologische Verhalten des Teiges", *Getreide, Mehl Und Brot*, 26(10):275-280 (1972); and English language translation of Abstract.
- Nicolas, J., "Mise au Point sur l'action d'enzymes d'oxydoreduction en technologie boulangerie. La maturation des farines de blé tendre et le pétrissage des pâtes", *Ann. Technol. Agric.*, 28(4):445-468 (1979); and English language translation of Abstract.
- Mine, Y., "Application of the Enzymatic Methods to the Determination of Contaminated Yolk in Egg White", *Food Research International*, 29(1):81084 (1996).
- Pub. No. 06-296467 (JP 6296467), Oct. 25, 1994, Section No. FFFFFFFF, vol. 94, No. 10, p. FFFFFFFF, FF, FFFF (FFFFFFFF) believed to be Patent Abstracts of Japan vol. 095, No. 001.
- Patent Abstracts of Japan Vol. 016, No. 528 (C-1001).
- Marion Didier, et al., "Lipids, Lipid-Protein Interactions and the Quality of Baked Cereal Products," *Interactions: The Keys to Cereal Quality*, (ed. Hamer & Hosenev), Chapter 6, pp. 131-167 (1998).
- Conference May 6-8, 1999 in Santorini, Greece, "Lipases of Lipids Structure, Function and Biotechnological Applications," Slides presented by Charlotte Poulsen.
- C.H. Poulsen, et al., "Effect and Functionality of Lipases in Dough and Bread," *The First European Symposium on Enzymes and Grain Processing*, pp. 204-214 (1997).
- D. Marion, et al., "Wheat Lipids and Lipid-Binding Proteins: Structure and Function," *Wheat Structure Biochemistry and Functionality*, ed. Scholfield JP, pp. 245-260 (1995).
- "Unique Chance for Better Bread," *Direct*, A Newsletter from Danisco Ingredients, (1996).
- Haarasilta, S., T. Pullinen (1993) in *Baking Industry Europe* (Alan Gordon, editor), pp. 49-52.
- Sullivan, James Denis Jr., *Diss. Abstr. Int. B*, 1973, 34(5), 1875, Can 80: 105204 AN 1974: 105204 Caplus, "Purification and characterization of hexose oxidase from the red alga *Chondrus crispus*."
- Wolff, A. M., O. C. Hansen U. Poulsen, S. Madrid, P. Stougaard (2001), *Protein Expression and Purification*, vol. 22, pp. 189-199. "Optimization of the Production of *Chondrus crispus* Hexose Oxidase in *Pichia pastoris*".
- Kerschensteiner, D. D. *Diss. Abstr. Int. B* 1978, 39(7), 3299, Can 90:117113 An 1978:117113 Caplus, "The mechanism of action and the state of cooper in hexose oxidase".
- U.S. Appl. No. 60/039,791, filed Mar. 4, 1997, Clausen.
- U.S. Appl. No. 60/189,780, filed Mar. 16, 2000, Soe.
- U.S. Appl. No. 60/489,441, filed Jul. 23, 2003, Kreij.
- U.S. Appl. No. 60/039,791, filed Mar. 4, 1997, Kreij.
- AR Patent—Lipasa Alcalina, Argentina.
- AR Patent—Variantes De Lipasa Y Metodos Para Su Preparacion, Argentina.
- Acker, L. "Die Lipide des Getreides, ihre Zusammensetzung und ihre Bedeutung", *Getreide Mehl Brot* (1974) 28:181-187.
- Adamczak, Marek, et al., "Application of Enzymatic Glycerolysis for Production of Monoglycerides from Waste Fats", *Polish Journal of Food and Nutrition Science*, Mar. 1994.
- Adhikari, B., et al., "Stickiness in Foods: A Review of Mechanisms and Test Methods", *International Journal of Food Properties*, vol. 4, No. 1, 2001.
- Agarwal et al., "Lipase Activity of Some Fungi Isolated from Groundnut", *Current Science*, Dec. 5, 1984, vol. 53, No. 23.
- Aires-Barros et al (1994) *Isolation and purification of lipases*, Cambridge University Press.
- Aisaka, Kazuo et al., "Production of Lipoprotein Lipase and Lipase by *Rhizopus japonicus*", *Agri. Biol. Chem.*, vol. 43, No. 10, pp. 2125-2129, 1979.
- Akoh, Casimir C., et al., "GDSL family of serine esterases/lipases" *Progress in Lipid Research*, vol. 43, 2004, pp. 534-552.
- Allan Svendsen et al., "Biochemical properties of cloned lipases from the *Pseudomonas* family", *Biochimica et Biophysica Acta*, vol. 1259, 1995, pp. 9-17.
- Al-Obaidy, K A, *Dissertation Abstracts International B* (1987) vol. 47(9) 3597, order No. DA8624641, pp. 266.
- Amano Enzyme Inc. (2004). [Http://www.amano-enzyme.co.jp/english/productuse/oil\\_fat.html](http://www.amano-enzyme.co.jp/english/productuse/oil_fat.html). Dato Jun. 21, 2004.
- Amano Enzymes "Enzymes for Gastrointestinal Digestion" Oct. 1997.
- Amano Enzymes, Amano Enzyme Europe Ltd, Sep. 1994.
- Amin, Neelam S., et al., "Direct transformation of site-saturation libraries in *Bacillus subtilis*", *BioTechniques*, Dec. 2003, 35:1134-1140.
- Amino acid composition of lipases.
- Andersson, L., et al., "Hydrolysis of galactolipids by human pancreatic lipolytic enzymes and duodenal contents", *Journal of Lipid Research*, 1995, vol. 36, pp. 1392-1400.
- Andreas Sander, Eberhard Eilers, Andrea Heilemann, Edith von Kreis. *Fett/lipid* 99 (1997) Nr. 4, 115-120.
- Angelino, S.A.G.F., et al., "The first European Symposium on Enzymes and Grain Processing".
- An-I Yeh et al., "Effects of Oxido-reductants on rheological properties of wheat flour dough and comparison with some characteristics of extruded noodles", *Cereal Chemistry*, 1999, vol. 76, No. 5, pp. 614-620.
- Application of *F. oxysporum* phospholipase (FoL) in baking.
- Arbige, Michael A et al, Novel lipase for cheddar cheese flavor development.
- Archer, David B., et al., "Proteolytic degradation of heterologous proteins expressed in *Aspergillus Niger*", *Biotechnology Letter*, vol. 14, No. 5, May 1992, pp. 357-362.
- Arcos J.A. et al, "Quantative Enzymatic Production of 6.0-Acylglucose Esters", *Biotechnology and Bioengineering* 1998 57(5).
- Arpigny Jean Louis et al, "Bacterial lipolytic enzymes: Classification and properties", *Biochemical Journal*, vol. 343, No. 1, Oct. 1, 1999, pp. 177-183, XP002375631.
- Assignment Document for Enzymatisk detergent additiv, detergent og vaskemetode.
- Atomi, et al.; "Microbial Lipases—from Screening to Design"; pp. 49-51.
- August C.A.P.A. et al. "The use of genetic engineering to obtain efficient production of porcine pancreatic phospholipase A2", *Biochimica et Biophysica Acta*, vol. 1089, 1991, pp. 345-351.
- Aunstrup, Knud et al., "Production of Microbiol Enzymes", *Microbiol Technology*, vol. 1.
- Ausubel, Frederick M., et al., "Short Protocols in Molecular Biology—A Compendium of Methods from Current Protocols in Molecular Biology", 1995, John Wiley & Sons, Inc.
- Bachmatova, I., et al., "Lipase of *Pseudomonas mendocina* 3121-1 and its Substrate Specificity", *Biologija*, 1995.
- Bailey's Industrial Oils and Fat Products, vol. 2, 4th Edition, John Wiley and Sons, New York pp. 97-173.
- Bakezyme PH 800.
- Balashov, Konstantin, Surface studies of enzymes using Atomic force microscopy (AFM).
- Balcao V.M., Pavia A.L. Malcata F.X., *Enzyme Microb Technol*, May 1, 1996; 18(6):392-416.
- Balcao, Victor M and Malcata F. Xavier (1998), *Biotechnology Advances*, vol. 16, No. 2, pp. 309-341.
- Ballance, D.J., et al., "Transformation of *Aspergillus Nidulans* by the orotidine-5'-phosphate decarboxylase gene of *Neurospora crassa*", *Biochemical and biophysical Research Communications*, vol. 112, No. 1, 1983, pp. 284-289.
- Ballance, *Molecular Industrial Mycology, Systems and Applications for Filamentous Fungi*, Leong and Berka (eds.), Marcel Dekker Inc, New York 1991, pp. 1-29.
- Barbesgaard, Peder et al *Applied Microbiology and Biotechnology* (1992) 36: 569-572.
- Barnes, P.J., "Lipids in Cereal Technology", *Food and Science Technology*, Academic Press, 1983, NZNA-0006131.
- Basrl, M., et al., "Amidation of Lipase with Hydrophobic Imidoesters", *JAOCS*, vol. 69, No. 6, Jun. 1992.
- Bateman A and Haft DH (2002) *Brief Bioinform* 3, 236-245.
- Bateman A et al, (2002) *Nucleic Acids Res.* 30, 276-280.
- Becker T. "Separation and Purification Processes for Recovery of Industrial Enzymes" in R.K., Singh, S.S.H. Rizvi (eds): *Bioseparation processes in Foods*, Marcel Dekker, New York, pp. 427-445.
- Bredre Brod med nyt enzym.



- Bekkers et al, The use of genetic engineering to obtain efficient production of porcine pancreatic phospholipase A2 by *Saccharomyces cerevisiae*, (1991) *Biochim Biophys Acta* 1089(3), 345-51.
- Bengtsson Olivecrona Gunilla et al. Phospholipase activity of milk lipoprotein lipase, *Methods in Enzymology*, vol. 197, 1991.
- Bentley S D et al, Complete genome sequence of the model actinomycete *Streptomyces coelicolor* A3(2), *Nature* vol. 417, 2002, pp. 141-147.
- Berger K.G. (1990) Recent developments in palm oil. In *Oleagineux* 45:437-443.
- Berks, Ben C., "A common export pathway for proteins binding complex redox cofactors?" *Molecular Microbiology*, 1996, vol. 22, pp. 393-404.
- Beucage S.L. et al, (1981) *Tetrahedron Letters* 22, p. 1859-1869.
- Bieleski R.L., Chapter 5, *Sugar Alcohols*.
- Bilyk, Alexander, et al., "Lipase-catalyzed triglyceride Hydrolysis in Organic Solvent", pp. 320-323, *JAOCS*, vol. 68, No. 5, May 1991.
- Biocatalysts, Limited, Product Sheet for Lipomod(TM) 627P-L627P. Biotekkommet falder hardt til jorden.
- Birch et al., "Evidence of Multiple Extracellular Phospholipase Activities of *Aspergillus fumigatus*", *Infection and Immunity*, Mar. 1996, vol. 64, No. 3, 1996.
- Birgitte Hugh-Jensen et al., "Rhizomucor miehei Triglyceride Lipase is Processed and Secreted from Transformed *Aspergillus oryzae*", *Lipids*, vol. 24, No. 9, 1989, NZAS-0214608.
- Biswas, et al., "Interfacial Behavior of Wheat Puroindolines: Study of Adsorption at the Air-Water Interface from Surface Tension Measurement Using Wilhelmy Plate Method", *Journal of Colloid and Interface Science*, vol. 244, pp. 245-253, 2001, NZAS - 0204251.
- Bjorkling, F., et al., "Lipase Catalyzed Organic Synthesis", S. Servie (ed.), *Microbial Reagents in Organic Synthesis*, pp. 249-260, 1992, NZAS-0214653.
- Bjorkling, Frederik, et al., "Lipase Catalyzed Synthesis of Peroxycarboxylic Acids and Lipase Mediated Oxidations", *Tetrahedron*, vol. 48, No. 22, pp. 4587-4592, 1992.
- Bjorkling, Frederik, et al., "Lipase -mediated Formation of Peroxycarboxylic acids used in Catalytic Epoxidation of Alkenes", *J. Chem. Soc., Chemical Communications*, Issue 19, 1990.
- Bjurlin et al. Identification of carboxylesterase activities of commercial triacylglycerol hydrolase (lipase) preparations, *Eur. J. Lipid Sci. Technol.* 104 (2002) 143-155.
- Blain JA et al, The Nature of Mycelial Lipolytic enzymes in filamentous fungi, *Fems Microbiol. Lett.*, 1978, vol. 3, 85-87.
- Blecker et al, Improved emulsifying and foaming of whey proteins after enzymic fat hydrolysis, (1997) *J Food Science*, vol. 62, No. 1.
- Blumenthal, Cynthia Z., "Production of toxic metabolites in *Aspergillus niger*, *Aspergillus oryzae*, and *Trichoderma reesei*: justification of mycotoxin testing in food grade enzyme preparations derived from the three fungi", *Regulatory Toxicology and Pharmacology*, vol. 39, 2004, pg. 214-228.
- Boel, Esper, et al.; "Rhizomucor miehei Triglyceride Lipase is Synthesized as a Precursor"; *Novo Research Institute*; vol. 23; No. 7; Jul. 1988.
- Bornscheuer U T et al, *Trends in Biotechnology*, Elsevier Publications, Cambridge GB, vol. 20, No. 10, Oct 1, 2002, pp. 433-437.
- Bornscheuer, Uwe T., Lipase-catalyzed syntheses of monoacylglycerols, *Enzyme and Microbiol Technology*, vol. 17, pp. 578-586, 1995.
- Brady, Leo, et al., "A serine protease triad forms the catalytic centre of a triacylglycerol lipase", *Nature*, vol. 343, 1990.
- Brockerhoff, Hans, et al., "Lipolytic Enzymes", Academic Press, 1974.
- Brumlik, Michael J., et al., "Identification of the Catalytic Triad of the Lipase/Acyltransferase from *Aeromonas hydrophila*", *Journal of Bacteriology*, Apr. 1996, vol. 178, No. 7, pp. 2060-2064.
- Brzozowski, A.M., et al., "A model for interfacial activation in lipases from the structure of a fungal lipase-inhibitor complex", *Nature*, vol. 351, 1991.
- Buckley J. Thomas et al, *Journal of Biological Chemistry*, vol. 257, No. 6, pp. 3320-3325, 1982.
- Buckley, *Biochemistry* 1983, 22, 5490-5493.
- Bulkacz J et al, *Biochim. Biophys. Acta* (1981) vol. 664, pp. 148-155. *Bulletin of the IDF* 294: 1994.
- Burdge, Graham C., et al., "A method for separation of phosphatidylcholine, triacylglycerol, non-esterified fatty acids and cholesterol esters from plasma by solid-phase extraction", *British Journal of Nutrition*, 2000, vol. 84, pp. 281-787.
- Butcher, Bronwyn G., et al., *Microbiology*, 2002, vol. 148, pp. 3983-3992.
- Buxton et al, *Gene*, 1985, 37:207-214.
- Cao, Shu-Gui, et al., "Enzymatic Preparation of Monoglycerides via Glycerolysis of Fats and Oils Catalyzed by Lipase from *Pseudomonas* Species" *National Laboratory of Enzyme Engineering*.
- Carriere et al, "Pancreatic Lipase Structure—Function Relationships by Domain Exchange", *American Chemical Society-Biochemistry* (1997), 36, pp. 239-248.
- Carrière, Frédéric, et al., "Structural basis for the substrate selectivity of pancreatic lipases and some related proteins", *Biochimica et Biophysica Acta*, vol. 1376, pp. 417-432, 1998.
- Caruthers MH et al (1980) *Nuc Acids Res Symp Ser* 215-23.
- Casimir C A et al *Progress in Lipid Research*, 2004, pp. 534-552.
- Castello, P., et al., "Technological and Biochemical effects of exogenous lipases in breadmaking", 2nd European Symposium on enzymes in Grain Processing.
- Castello, Phillippe, et al., "Effect of exogenous lipase on dough lipids during mixing of wheat flours", *Cereal Chemistry*, 1998, vol. 75, No. 5, pp. 595-601.
- Castello, Phillippe, et al., "Effects of mixing conditions and wheat flour dough composition on lipid hydrolysis and oxidation levels in the presence of exogenous lipase", *Cereal Chemistry*, 1999, vol. 76, No. 4. pp. 476-482.
- Chakravarti DN et al, *Biol. Abstracts*, 1981, vol. 72, abstract No. 012592.
- Cheng Cheng et al., "Transformation of *Trichoderma viride* using the *Neurospora crassa* pyr4 gene and its use in the expression of a Taka-amylase a gene from *Aspergillus oryzae*", *Curr. Genet.*, 18: 453-456, 1990.
- Christensen et al, "A new and simple method to immobilise lipases by means of granulation", 1998 *Nachwachsende Rohstoff* 10, 98-105.
- Christie, William et al., "New Procedures for Rapid Screening of Leaf Lipid Components from *Arabidopsis*", *Phytochemical Analysis*, vol. 9, pp. 53-57, 1998.
- Christophersen, Claus, et al., "Enzymatic Characterisation of Novamyl a Thermostable  $\alpha$ -Amylase", *Starch/Sturke*, vol. 50, 1998.
- Chung O K et al, "Defatted and Reconstituted wheat flours. VI. Response to shortening addition and Lipid Removal in Flours that vary in Bread-making Quality" *Cereal Chemistry* (1980), vol. 57(2), p. 111-117.
- Chung OK et al, "Recent Research on Wheat Lipids" *Bakers Digest Oct.* 1981.
- Ciuffreda, Pierangela, et al., "Spectrophotometric Assay of Lipase Activity: A New 40nitrophenyl Ester of a Dialkylglycerol Suitable as a Chromogenic Substrate of *Pseudomonas cepacia* Lipase", *Biocatalysis and Biotransformation*, vol. 21, No. 3, pp. 123-127, 2003.
- Claesson et al., "Techniques for measuring surface forces", *Advances in Colloid and Interface Science*, vol. 67, 1996, pp. 119-183.
- Clausen, Kim, "Enzymatic oil-degumming by a novel microbial phospholipase", *European Journal of Lipid Science And Technology*, vol. 103, 2001, pp. 333-340.
- Clausen, Kim, "New enzyme for degumming", *Oils and Fats International*, vol. 17, No. 4, Jun. 2001, pp. 24-25.
- Cloning of rad51 and rad52 homologues from *Aspergillus oryzae* and the effect of their overexpression on homologous recombination, no date.
- Collar C, et al, "Lipid binding fresh and stored formulated wheat breads. Relationships with dough and bread technological performance", *Lab de Cereales Inst de Agroquimica y Tec de Alimentos, CSIC, Food Science and Technology International* 2001, vol. 7(6), p. 501-510.
- Colombo, Diego, et al., "Optically Pure 1-0- and 3-0- $\beta$ -D-Glucosylk—and Galactosyl-sn-glycerols through Lipase-catalyzed Transformations", *Tetrahedron Letters*, vol. 36, No. 27, pp. 2865-4868, 1995.



- Conference May 6-8, 1999 in Santorini, Greece—Lipases & Lipids Structure, Function and Biotechnological Applications—Slides presented by Charlotte Poulsen.
- Cordle et al., “The hydrophobic surface of colipase influences lipase activity at an oil-water interface”, *Journal of Lipid Research*, vol. 39 (1998), 1759-1767.
- Coteron, A., et al., “Reactions of Olive Oil and Glycerol over Immobilized Lipases”, *JAACS*, vol. 75, No. 5, 1998.
- Council Directive of Dec. 21, 1988 (89/107/EEC).
- Council Regulation (EC) No. 2991/94 May 12, 1994 *Official Journal of the European Communities*, Sep. 12, 1994, No. L316/2-7.
- Courtin, Christophe M., et al., “Recent Advances in Enzymes in Grain Processing”.
- Crevel, Lucia D, et al., “Identification of Functional and Unfolding Motions of Cutinase as Obtained from Molecular Dynamics Computer Simulations”, *Proteins: Structure, Function, and Genetics*, 33:253-264, 1998.
- Cromie, Susan. Psychrotrophs and their Enzyme residues in cheese milk, *The Australian Journal of Dairy Technology*, vol. 47, Nov. 1992.
- Cui et al., “Purification and characterization of an intracellular carboxylesterase from *Arthrobacter viscosus* NRRL B-1973”, *Enzyme and Microbial Technology*, vol. 24, pp. 200-208, 1999, NZAS-0683611.
- Daboussi et al, Heterologous expression of the *Aspergillus nidulans* regulatory gene *nirA* in *Fusarium oxysporum*, (1991) *Gene* 109(1), 155-60.
- Daboussi et al., “Transformation of seven species of filamentous fungi using the nitrate reductase gene of *Aspergillus nidulans*”, *Curr. Genet.*, 15:453-456, 1989.
- Daftary, R.D., et al., “Functional Bread-Making Properties of Wheat Flour Lipids”, *Food Technology*, vol. 22, No. 237, Mar. 1968-1979, NZAS - 0230175.
- Dahlquist, Anders, et al., “Phospholipid: diacylglycerol acyltransferase: An enzyme that catalyzes the acyl-CoA-independent formation of triacylglycerol in yeast and plants”, *PNAS*, vol. 97, No. 12, pp. 6487-6492, 2000.
- Dalrymple, Brian D., et al., “Three Neocallimastic patriciarum esterases associated with the degradation of complex polysaccharides are members of a new family of hydrolases”, *Microbiology*, vol. 142, pp. 2605-2614, 1997.
- Danisco, “Unique Chance for Better Bread” *Direct, A Newsletter from Danisco Ingredients* (1996).
- Danisco, Hexose oxidase—nyt enzym med mange mulingheder (advert).
- Darnell et al., Eds., “Synthetic Peptide and Nucleotide Sequences: Their Use in Isolating and Identifying Genes”, in *Molecular Cell Biology*, Chapter 6, Manipulating Macromolecules, 1990, Scientific American Books, Baltimore.
- Database accession No. P10480 -& Database UniProt 'Online!', Jul. 1, 1989.
- Database accession No. Q44268 -& Database UniProt 'Online!' Nov. 1, 1996.
- Database accession No. Q9F7Y6 Database UniProt 'Online!', Mar. 1, 2001.
- Database FSTA International Food Information Service (IFIS), Frankfurt/Main, De Mine Y: “Application of the enzymatic methods to the determination of contaminated yolk in egg white.” XP002077295 see abstract & *Food Research International*, vol. 29, No. 1, pp. 81-84, 1976.
- Database FSTA International Food Information Service (IFIS), Frankfurt/Main, De Nicolas J: “Action of oxidoreductases in breadmaking. Maturation of soft wheat flours and kneading of doughs.” XP002077286 see abstract & *Annales De Technologie Agricole*, vol. 28, No. 4, 1979, pp. 445-468.
- Database FSTA International Food Information Service (IFIS), Frankfurt/Main, De Qi Si J: “New enzymes for the baking industry” XP002077284 see abstract & *Food Tech Europe* vol. 3, No. 1, 1996, pp. 60-64, Novo Nordisk Ferment Ltd.
- Database FSTA International Food Information Service (IFIS), Frankfurt/Main, De Weipert D: “Rheologie von Roggenteigen. II. Der einfluss der enzyme unterschiedlicher spezifitat auf das rheologische verhalten des teiges.” XP002077285 see abstract & *Getreide, Mehl Und Brot*, vol. 26, No. 10, 1972, pp. 275-280.
- Database UNIPROTKH Jun. 1, 2003, S. Omura et al: “putative secreted hydrolase from *streptomyces avermitilis*” XP002376340 retrieved from EBI, Hinxton, UK Database accession No. Q828T4 abstract.
- Database UNIPROTKH May 1, 2000, S.D. Bentley et al: “Putative Secreted Hydrolase from *Streptomyces coelicolor*” XP002376339 retrieved from EBI, Hinxton, UK Database accession No. Q9S2A5 abstract.
- Davies, Progress in Industrial Microbiology, Martinelli and Kinghorn (eds.), Elsevier, Amsterdam 1994, 29:525-560.
- De Haas GH et al, “Purification and Properties of Phospholipase A from Porcine Pancreas” *Biochim. Biophys. ACTA*, 1968, vol. 139, pp. 103-117.
- Declaration by Clive Graham Phipps Walter (Dec C).
- Declaration by Dr Jorn Borch Soe (Dec F).
- Declaration by Dr M Turner.
- Declaration by Dr Mark Turner (Dec G).
- Declaration by Henrik Pedersen (Dec A).
- Declaration by Henrik Pedersen, Masoud Rajabi Zargahi and Clive Graham Phipps Walter, (Dec 2).
- Declaration by Janne Brunstedt (Dec D).
- Declaration by Kazuko Kato, Henrik Pedersen, Masoud Rajabi Zaghari, Clive Phipps Walter, and Janne Brunstedt (Dec I).
- Declaration by Kim Borch.
- Declaration by Luise Erlandsen.
- Declaration by Masoud Rajabi Zargahi (Dec B).
- Declaration by Masoud Rajabi Zargahi (Dec E).
- Declaration by Tina Spendler.
- Delcros, Jean-Francois, et al., “Effect of mixing conditions on the behavior of lipoxxygenase, peroxidase, and catalase in wheat flour doughs”, *Cereal Chemistry*, 1998, vol. 75, No. 1, pp. 85-93.
- Dellaporta, et al.; “A Plant DNA Minipreparation Version II”; *Plant Molecular Biology Reporter*(1983); vol. 1(4); pp. 19-21.
- Derewenda et al, “The crystal and molecular structure of the *Rhizomuxor miehei* Triacylglyceride Lipase at 1.9 Å Resolution”, *J. Mol. Biol.* 1992, 227:818-839.
- Derewenda, Urszula, et al., “Catalysis at the Interface: The Anatomy of a Conformational Change in a Triglyceride Lipase”, *Biochemistry*, vol. 31, pp. 1532-1541, 1992.
- Dictionary of Biochemistry and Molecular Biology, Second Edition, p. 16.
- Dinkci, N, *Mucor miehei* den elde edilen lipaz.
- Direct, A Newsletter from Danisco Ingredients, Sep. 1996.
- Directive 2000/36/EC. [Http://europa.eu.int/scadplus/leg/en/lvb/121122b.htm](http://europa.eu.int/scadplus/leg/en/lvb/121122b.htm). Dato: Jun. 16, 2004.
- Drost-Lustenberger, C and Spendler T Lipopan F BG—Application and Mechanism of a new lipase for baking, *Novozymes*.
- Drost-Lustenberger, Cornelia, et al., “Lipopan F BG—application and mechanism of a new lipase for bread baking”, *Cereal Food*, 2003.
- Drost-Lustenberger, Cornelia, et al., “Lipopan F BG—unlocking the natural strengthening potential in dough”, *Cereal Food*, 2004.
- Duan, Rui Dong, *Fat Digestion and Absorption* (2000), p. 25-46, publisher AOCS Press, Champaign III CODEN 69ACBA Conference; general review written in English.
- Dubreil, Laurence, et al., “Localization of Puroinoline-a and Lipids in Bread Dough Using Confocal Scanning Laser Microscopy”, *J. Agric. Food Chem.*, 2002, vol. 50, pp. 6078-6085, NZAS-0204271.
- Ducancel, Frederic, et al., “Complete amino acid sequence of a PLA2 from the tiger snake *Notechis scutatus* as deduced from a complementary DNA”, *Nucleic Acids Research*, vol. 16, No. 18, 1988, NZAS-0418884.
- Dugi KA et al, “Human hepatic and lipoprotein lipase: the loop covering the catalytic site mediates lipase substrate specificity”, *Journal of Biological Chemistry* (1995), vol. 270, pp. 25, 396-pp. 25, 401.
- Dugruix (Edited by) *Crystallization of Nucleic Acids and Proteins A Practical Approach*.
- Dutilh & Groger, “Improvement of Product Attributes of Mayonnaise by Enzymic Hydrolysis of Egg Yolk with Phospholipase A2”, *1981 J. Sci. Food Agric.* 32, 451-458.
- Dybdal, L., et al., “Enzymes in Cereals Processing”, NZAS - 0254380.



- Eddine et al, "Cloning and expression analysis of NhL1, a gene encoding an extracellular lipase from the fungal pea pathogen *Nectria haematococca* MP VI (*Fusarium solani* f. sp. pisi) that is expressed in planta", *Mol. Genet. Genomics* (2001) 265: 215-224.
- EFEMA Index of Food Emulsifiers Jan. 2004, 4th Edition.
- Efthymiou CC et al. Development of domestic feta cheese.
- Eliasson et al., "Cereals in Breadmaking—A molecular colloidal approach", NZNA- 0006056.
- Ellaiah et al., "Production of lipase by immobilized cells of *Aspergillus niger*", *Process Biochemistry*, vol. 39, 2004, pp. 525-528.
- Elyk, Alexander, et al., "Lipase-Catalyzed-----", *JAOCS*, vol. 08, No. 5, May 1991, pp. 320-323 NZAS-0033036.
- Engelhorn and Raab, "Rapid Electroblothing of Small DNA Fragments from Polyacrylamide Gels", *Biotechniques* (1991) 11(5):594-6.
- Engelhorn et al., "Rapid Electroblothing of Small DNA Fragments from Polyacrylamide Gels"; *Biotechniques*(1991); vol. 11(5); pp. 594-596, NZAS-0665838.
- Enzymes in food processing (3rd Ed.), Academic press 1993.
- EPO, Mobay Chemical Corporation—Decision of the Technical Board of Appeal 3.3.1 dated Jul. 1, 1982, *Official Journal EPO*, Oct. 1982, pp. 394-402.
- Ettinger, William F. et al., "Structure of Cutinase Gene, cDNA, and the Derived Amino Acid Sequence from Phytopathogenic Fungi", *Biochemistry*, vol. 26, pp. 7883-7892, 1987.
- Euromonitor International, "The World Market for Dairy Products—Introduction, Executive Summary, Operating Environment, World Market Overview, Key Trends and Developments" in *Euromonitor Strategy* 2000, Feb. 2001.
- European Parliament and Council Directive No. 95/2/EC of Feb. 20, 1995 on food additives other than colours and sweeteners.
- European Parliament and Council Directive No. 98/72/EC of Oct. 15, 1998 amending Directive 95/2/EC on food additives other than colours and sweeteners.
- European Journal of Biochemistry, vol. 166, 1987, Published by Springer International on behalf of the Federation of European Biochemical Societies.
- Ezra, David, et al., "Coronamycins, peptide antibiotics produced by a verticillate *Streptomyces* sp. (MSU-2110) endophytic on *Monstera* sp.", *Microbiology*, 2004, vol. 150, p. 785-793, NZAS-0216252.
- Fauvel, et al.; "Purification of Two Lipases With High Phospholipase A, Activity from Guinea-Pig Pancreas"; *Biochimica et Biophysica Acta*(1981); vol. 663; pp. 446-456.
- Fennema, Owen F., "Food Chemistry Second Edition, Revised and Expanded", NZAS-0213736.
- Fernandez-Garcia et al., "The use of lipolytic and proteolytic enzymes in the manufacture of manchego type cheese from ovine and bovine milk", 1994 *J. Dairy Sci.* 77: 2139-2149.
- Fernandez-Lafuente, Roberto, et al., The coimmobilization of D-amino acid oxidase and catalase enables the quantitative transformation of D-amino acids (D-phenylalanine) into  $\alpha$ -keto acids (phenylpyruvic acid), *Enzyme and Microbial Technology*, vol. 23, pp. 28-33, 1998, NZAS-0442385.
- Ferrer et al, 2000, *J. Chem. Technol. Biotechnol.* 75, 569-576.
- Finizym Technical Information, Novo Enzymes, 1981.
- Fødevarebureauet (2003). Bekendtgørelse om indhold Of transfedtsyrer I olier og fedtstoffer. Bekendtgørelse nr. 160 af Nov. 3, 2003.
- Food Enzymes: Stalingase L, Gist-brocades Food Ingredients.
- Food R&D. Dairy fields ingredient technology section.
- Forman, Todd, "Enzymes Used in Bread Baking: An Application Update", *Technical Bulletin*, vol. XXVI, Issue 10, Oct. 2004.
- Fox, et al.; "Isolation and some Properties of Extracellular Heat-Stable Lipases: from *Pseudomonas Fluorescens* Strain AFT 36"; *Journal of Dairy Research* (1988); vol. 50; pp. 77-89.
- Frenken N. et al (1992) *Appl. Envir. Microbiol.* 58 3787-3791.
- Freshzyme, Product Sheet, NZAS-0265916.
- Frohman, et al.; "Rapid Production of Full-Length cDNAs from Rare transcripts: Amplification using a single gene-specific oligonucleotide primer"; *Proc. Natl. Acad. Sci. USA* (1988); vol. 85; pp. 8998-9002.
- Frost & Sullivan, U.S. Market for Enzymes for food Applications, NZAS-0413133.
- Fugman, Douglas A et al *Biochimica et Biophysica Acta* 795 (1984) 191-195.
- Functional Bread-Making Properties of Lipids, NZAS-0487568.
- Galliard T and Dennis S (1974) *Phytochemistry* vol. 13, pp. 1731-1735.
- Galliard, "The Enzymic Breakdown of Lipids in Potato Tuber by Phospholipid—And Galactolipid-Acyl Hydrolase Activities and by Lipoxygenase", *Phytochemistry*, 1970, vol. 9, pp. 1725-1734, NZAS-0487554.
- Gan, Z. et al., "Rapid Communication—Antisera against: Wheat Diacylgalactosylglycerol (MGDG) and Diacyldigalactosylglycerol (DGDG)", *Journal of Cereal Science*, vol. 18, pp. 207-210, 1993.
- Ganghro AB & Dahot MU, *Sci Int. (Lahore)*, 1992, vol. 4, pp. 169-172.
- Gemel, Joanna et al., "Comparison of galactolipase activity and free fatty acid levels in chloroplasts of chill-sensitive and chill resistant plants", *European Journal of Biochemistry*, vol. 166, p. 229-33, 1987.
- Geus et al (1987) *Nucleic Acids Research* 15(9) p. 3743-3759.
- Gilbert, E. Jane, et al., "Purification and properties of extracellular lipase from *Pseudomonas aeruginosa* EF2", *Journal of General Microbiology*, 1991, vol. 137, pp. 2223-2229, NZAS-0225579.
- Gillian, B., Turgeon et al., "Cochliobolus heterostrophus using the *Aspergillus nidulans* amdS gene", *Mol Gen Genet*, 201: 450-453, 1985.
- Gist-brocades, Amylase P Information Sheets.
- Godfrey, Tony, et al., "Industrial Enzymology Second Edition".
- Goodey et al, *Yeast Biotechnology*, Berry et al (eds.), Allen and Unwin, London 1987, pp. 401-429.
- Graille J, *Lipid Technology*, vol. 5, No. 1, 1993, pp. 11-16.
- GRAS Notification dated Apr. 11, 2001 by Novozymes for Lecitase<sup>R</sup> and Lipopan<sup>TM</sup> F.
- Greenough et al (1996) *Food Chem Toxicology* 34:161-166 and PubMed abstract in respect thereof.
- Greenough R J et al, *Food and Chemical Toxicology*, vol. 34(2), 1996, pp. 161-166.
- Grindsted Products, Grindsted Bakery News.
- Grindsted, "Emulsifiers for the baking industry".
- Grindsted, "Grindamyl Fungal Alpha-Amylase".
- Haas and Berka, 1991, *Gene*, 109:107-113.
- Haas, et al., "Enzymatic Phosphatidylcholine Hydrolysis in Organic Solvents: An Examination of Selected Commercially Available Lipases", *JAOCS*, vol. 71, No. 5, May 1994, pp. 483-490.
- Haas, et al.; "Lipases of the Genera *Rhizopus* and *Rhizomucor*: Versatile Catalysts in Nature and the Laboratory"; *Food Biotechnology Micro-organisms* (1995); pp. 549-588.
- Haggag H F et al. *Egypt J Food Sci* vol. 22, No. 1 pp. 99-107 (1994).
- Hamer, Rob J., et al., "Interaction: The Keys to Cereal Quality", *American Association of Cereal*.
- Hanlin, Richard T., "Illustrated Genera of Ascomycetes"; *The American Phytopathological Society*.
- Hansen, Chr., Danisco and Novozymes, Apr. 3, 2002, Food Ingredients day, R&D—the main ingredients for growth.
- Hara, et al.; "Comparative Study of Commercially Available Lipases in Hydrolysis Reaction of Phosphatidylcholine"; *JAOCS* (1997); vol. 74; No. 9, pp. 1129-1132.
- Hawker, Kim L., et al., "Heterologous expression and regulation of the *Neurospora crassa* nit-4 pathway-specific regulatory gene for nitrate assimilation in *Aspergillus nidulans*", *Gene*, vol. 100, pp. 237-240, 1991.
- Hedin, Eva M.K., et al., "Selective reduction and chemical modification of oxidized lipase cysteine mutants".
- Helmsing, "Purification and Properties of Galactolipase", *Biochim., Biophys., Acta*, vol. 178, pp. 519-533, 1969.
- Henderson, H.E., et al., "Structure-function relationships of lipoprotein lipase: mutation analysis and mutagenesis of the loop region", *Journal of Lipid Research*, vol. 34, 1993, pp. 1593-1602.
- Henke, Erik, et al., "Activity of Lipases and Esterases towards Tertiary Alcohols: Insights into Structure-Function Relationships", *Angew. Chem. Int. Ed.*, 2002, vol. 41, No. 17.
- Hernquist L & Anjou K (1993) Diglycerides as a stabilizer of the  $\beta'$ -crystal form in margarines and fats, in *Fette Seifen Anstrichmittel* 2:64-66.



- Hernquist L, Herslof B, Larsson K & Podlaha O. (1981) Polymorphism of rapeseed oil with low content of erucic acid and possibilities to stabilize the  $\beta'$ -crystal form in fats, in *Journal of Science and Food Agriculture* 32:1197-1202.
- Hilton S et al, *Biochemistry* vol. 29, No. 38, 1990, pp. 9072-9078.
- Hilton S, Buckley JT, *J Biol Chem.* Jan. 15, 1991; 266(2): 997-1000.
- Hirayama O et al, *Biochim Biophys Acta.* 1975, vol. 384(1), p. 127-37.
- Hirose, Yoshihiko et al., "Characteristics of Immobilized Lipase PS on Chemically Modified Ceramics", Amano Pharmaceutical, NZAS-0239105.
- Hjorth, Annegrethe, et al., "A Structural Domain (the lid) Found in Pancreatic Lipases is Absent in the Guinea Pic (Phospho) lipase", *Biochemistry*, vol. 32, pp. 4702-4704, 1993.
- Höfelmann et al, *J. Food Sci.*, 1985, 50:1721-1731.
- Holmquist et al., "Lipases from *Rhizomucor miehei* and *Humicola lanuginosa*: Modification of the Lid covering the active site alters enantioselectivity", *Journal of Protein Chemistry*, vol. 12, No. 6, 1993, NZAS-0668771.
- Holmquist et al., "Probing a Functional Role of Glu87 and Trp89 in the Lid of *Humicola lanuginosa* Lipase through Transesterification Reactions in Organic Solvent", *Journal of Protein Chemistry*, 1995, vol. 14, No. 4, pp. 217-224, NZAS-0668747.
- Holmquist et al., "Trp89 in the Lid of *Humicola lanuginosa* Lipase is Important for Efficient Hydrolysis of Tributyrin", *Lipids*, vol. 29, No. 9, 1994, NZAS-0668751.
- Horn T et al, (1980) *Nuc Acids Res Symp Ser* 225-232.
- Hoshino, et al.; "Calcium Ion Regulates the Release of Lipase of *Fusarium oxysporum*", *J. Biochem* (1991); vol. 110; pp. 457-461.
- Hoshino, et al.; "Purification and Some Characteristics of Extracellular Lipase from *Fusarium oxysporum f. sp. lini*", *Biosci. Biotech. Biochem* (1992); pp. 660-664.
- Hoshino, Tamotsu, et al., "Purification and Some Characteristics of Extracellular Lipase from *Fusarium oxysporum*", *Biosci. Biotech. Biochem.*, vol. 56, No. 4, pp. 660-664, 1992.
- Hossen, Monjur and Hernandez, Ernesto, *Lipids*, vol. 39, Aug. 2004, pp. 777-782.
- Hou Ching T, *Journal of Industrial Microbiology*, vol. 13, No. 4, 1994, pp. 242-248.
- Hübner et al., "Interactions at the lipid-water interface", *Chemistry and physics of Lipids*, vol. 96, 1998, pp. 99-123, NZAS-0684011.
- Hugh-Jensen, Birgitte, et al., "Rhizomucor miehei Triglyceride Lipase is Processed and Secreted from Transformed *Aspergillus oryzae*", *Lipids*, vol. 24, No. 9, pp. 1989, NZAS-0223016.
- Humum et al., "Enzyme Catalysed Synthesis in Ambient Temperature Ionic Liquids", *Biocatalysis and Biotransformation*, vol. 19, pp. 331-338, NZAS-0215170.
- Icard-Verniere, Christele, et al., "Effects of mixing conditions on pasta dough development on biochemical changes", *Cereal Chemistry*, 1999, vol. 76, No. 4, pp. 558-565.
- Igrejas, Gilberto, et al., "Genetic and Environmental Effects on Puroindoline-a and Puroindoline -b Content and their Relationship to Technological Properties in French Bread Wheats", *Journal of Cereal Science*, vol. 34, 2001, pp. 37-47.
- Ikeda H et al, *Nature Biotech*, vol. 21, 2003, p. 526-531.
- Industrial enzymology (2nd Ed.), The Macmillan press 1996.
- Ishihara et al *Biochimica et Biophysica Acta* 388 (1975) 413-422.
- Isobe and Nokihara, *Febs. Lett.*, 1993, 320:101-106.
- Isobe K et al, *Journal of Molecular Catalysis B: Enzymatic* 1 (1995), pp. 37-43.
- Iwai and Tsujisaka (in *Lipases*, Borgström and Brockman (eds.), Elsevier, Amsterdam, 1984, pp. 443-468.
- Iwai, Mieko, et al., "Hydrolytic and Esterifying Actions of Crystalline Lipase of *Aspergillus Niger*", Osaka Municipal Technical Research Institute, Osaka, Japan.
- Izco et al. *Adv Food Sci* vol. 21 N 3/4 (10-116) 1999.
- Jacob, Jules S., et al., "The Effects of Galactolipid Depletion on the Structure of a Photosynthetic Membrane", *The Journal of Cell Biology*, vol. 103, Oct. 1986, pp. 1337-1347.
- Jacobsberg B. & Oh C.H. (1976) *Studies in Palm Oil Crystallisation*, in *Journal of the American Oil Chemist Society* 53:609-616.
- Jan-Willem F. A. Simons et al., "Cloning, purification and characterisation of the lipase from *Staphylococcus epidermidis*", *Eur. J. Biochem.*, vol. 253, pp. 675-683, 1998, NZAS-0216239.
- Jeng-yen Lin, Matthew, "Wheat Polar Lipids—A Thesis Submitted to the Graduate Faculty of the North Dakota State University of Agriculture and Applied Science", May 1972.
- Jensen B et al "Effect and Activity of Lipases in Dough and Bread" Translation.
- Jensen, B., et al., "Effekt and Wirksamkeit von Lipasen in Teig and Brot".
- JJ Owens. Lecithinase Positive Bacteria in milk.
- Joerger et al., "Alteration of Chain Length Selectivity of a *Rhizopus delemar* Lipase through Site-Directed Mutagenesis", *Lipids*, vol. 29, No. 6, 1994, pp. 377-384, NZAS-0668759.
- Jong et al.; "American Type Culture Collection Catalogue of Filamentous Fungi"; Eighteenth edition (1991); NZAS-0025887.
- Joshi, et al.; "Specificity of Fungal Lipase in Hydrolytic Cleavage of Oil"; *Acta Microbiologica Hungarica* (1987); vol. 34(2); pp. 111-114.
- Joshi, Sunita, et al., "Specificity of Lipase isolated from *Fusarium oxysporum*", *Department of Chemistry, Indian Institute of Technology*, vol. 25, No. 1 & 2, pp. 76-78.
- Juffer, A.H., et al., "Adsorption of Proteins onto Charged Surfaces: A Monte Carlo Approach with Explicit Ions", *Journal of Computational Chemistry*, vol. 17, No. 16, pp. 1783-1803, 1996.
- Jurgens, Catharina, et al., "Directed evolution of a ( $\beta\alpha$ )<sub>8</sub>-barrel enzyme to catalyze related reactions in two different metabolic pathways", *PNAS*, Aug. 29, 2000, vol. 97, No. 18, pp. 9925-9930, NZAS-0458259.
- Kaniuga Z, *Acta Biochim Pol.* (1997), vol. 44(1), p. 21-35.
- Kapur J & Sood ML, *J. Parasit.*, 1986, vol. 72, pp. 346-347.
- Kasai, Naoya, et al., "Chiral C3 epoxides and halohydrins: Their preparation and synthetic application", *Journal of Molecular Catalysis B: Enzymatic*, vol. 4, 1998, pp. 237-252, NZAS-0562172.
- Kasai, Naoya, et al., "Optically Active Chlorohydrins as Chiral C3 and C4 Building Units: Microbial Resolution and Synthetic Applications", *Chirality*, vol. 10, pp. 682-692, NZAS-0562161.
- Kawamura and Doi, *J. of Bacteriology* Oct. 1984, p. 442-444.
- Keller, R.C.A., et al., "Competitive Adsorption Behaviour of Wheat Flour Components and Emulsifiers at an Air-Water Interface", *Journal of Cereal Science*, vol. 25, 1997, pp. 175-183.
- Keum J S et al. *Korean J Dairy Sci* 15 (2): 103-117 1993.
- Kim, Hyung Kwoun, et al., Expression and characterization of Ca<sup>2+</sup>-independent lipase from *Bacillus pumilus* B26, *Biochimica et Biophysica Acta*, vol. 1583, 2002, pp. 205-212, NZAS-0204610.
- Kim, Myo-Jeong, et al., "Thermal Inactivation Kinetics and Application of Phospho and Galactolipid-Degrading Enzymes for Evaluation of Quality Changes in Frozen Vegetables", *J. Agric. Food Chem.*, 2001, vol. 49, pp. 2241-2248.
- Kimura, Yoshiharu, et al., "Application of Immobilized Lipase to Hydrolysis of Triacylglyceride", *Eur J. Appl Microbiol Biotechnol*, 1983, vol. 17, pp. 107-112 NZAS-0033058.
- Kindstedt et al, Rapid Quantative test for free oil (Oiling off) in melted Mozzarella cheese.
- King et al, *Molecular and Cell Biology of Yeasts*, Walton and Yarronton (eds.), Blackie, Glasgow, 1989, pp. 107-133.
- Kirk, Ole, et al., "Fatty Acid Specificity in Lipase-Catalyzed Synthesis of Glucoside Esters" *Biocatalysis*, 1992, vol. 6, pp. 127-134, NZAS-0214549.
- Klein, Robert R., et al., "Altered Acyl Chain Length Specificity of *Rhizopus delemar* Lipase Through Mutagenesis and Molecular Modeling", *Lipids*, 1997, vol. 32, No. 2, pp. 123-130.
- Klein, Robert R., et al., "Additive Effects of Acyl-Binding Site Mutations on the Fatty Acid Selectivity of *Rhizopus delemar* Lipase", *JAOCs*, vol. 74, No. 11, 1997.
- Kocak et al, Effect of lipase enzyme (palatase A 750 L) on the ripening of tulum cheese.
- Kocak et al, *Milchwissenschaft* 51(1), 1996.
- Kochubei et al Role of lipids in the organization of the closest surroundings of the reaction centers(1976) Institute of Plant Physiology.
- Kochubei S M et al, *Biophysics* (1981), vol. 26(2), p. 299-304.
- Kochubei S M et al, *Mol Biol (Mosk)* (1975), vol. 9(2), (p. 190-3) p. 150-153.



- Kochubei SM et al, Mol Biol (Mosk) (1978), vol. 1, p. 47-54, p. 32-37.
- Kolkovski et al (1991) Fish Nutrition in Practice, Biarritz (France), Jun. 24-27.
- Kostal, Jan, et al., "Enhanced Arsenic Accumulation in Engineered Bacterial Cells Expressing ArsR", Applied and Environmental Microbiology, Aug. 2004, pp. 4582-4587, NZAS-0572557.
- Kouker, et al.; "Specific and Sensitive Plate Assay for Bacterial Lipases"; Applied and Environmental Microbiology (1987); vol. 53(1); pp. 211-213.
- Krishna, Sajja Hari, et al., "Enantioselective transesterification of a tertiary alcohol by lipase A from *Candida antarctica*", Tetrahedron: Asymmetry, vol. 13, 2002, pp. 2693-2696, NZAS-0457490.
- Kristensen A.C.J. (2004) Preparation of margarine and spreads by enzyme-generated emulsifiers. Master thesis, The Royal Veterinary and Agricultural University, Frederiksberg, Copenhagen.
- Krog, Cereal Foods World, The American Association of Cereal Chemists, p. 10, Jan. 1979, vol. 24, No. 1, pp. 10-11.
- Krupa, Zbigniew et al., "Requirement of Galactolipids for Photosystem J Activity In Lyophilized Spinach Chloroplasts", Biochimica et Biophysica Acta, 408, pp. 26-34, 1975. KSV-5000.
- Kuipers, Oscar P., et al., "Enhanced Activity and Altered Specificity of Phospholipase A2 by Deletion of a Surface Loop", Science, vol. 244, 1989, NZAS-0668767.
- Kunze, Hans, et al., "On the mechanism of lysophospholipase activity of secretory phospholipase A2 (EC 3.1.1.4): deacylation of monoacylphosphoglycerides by intrinsic sn-1 specificity and Ph-dependent acyl migration in combination with sn-2 specificity", Biochimica et Biophysica Acta, vol. 1346, 1997, pp. 86-92, NZAS-0399970.
- Kuwabara, et al., "Purification and Some Properties of Water-soluble Phospholipase B from *Torulasporea delbrueckii*", J. Biochem., vol. 104, pp. 236-241, 1988, NZAS-0418757.
- Kuwabara, et al., "Purification and Some Properties of Water-soluble Phospholipase", Agric. Biol. Chem., vol. 52, No. 10, pp. 2451-2458, 1988, NZAS-0418752.
- Kweon et al., "Phospholipid Hydrolase and Antistaling Amylase Effects on Retrogradation of Starch in Bread", Journal of Food Science, vol. 59, No. 5, 1994, NZAS-0666141.
- Larchenkova LP et al. Effect of starter and souring temperature on reproduction of *E. coli* and lactobacilli in milk.
- Larsen N G et al, Journal of Cereal Science (1990), vol. 12(2), p. 155-164.
- Lecoite et al Biotechnology Letters, vol. 18, No. 8 (August) pp. 869-874.
- Lee, Keun Hyeung, et al., "Identification and characterization of the antimicrobial peptide corresponding to C-terminal B-sheet domain of tenecin 1, an antibacterial protein of larvae of *Tenebrio molitor*", Biochem. J., 1996, vol. 334, pp. 99-105, NZAS-0574043.
- Lee, Kyung S., et al., The *Saccharomyces cerevisiae* PLB1 Gene Encodes a Protein Required for Lysophospholipase and Phospholipase B Activity, The Journal of Biological Chemistry, vol. 269, No. 31, Issue of Aug. 5, pp. 19725-19730, NZAS-0418807.
- Leggio, Leila Lo, et al., "The 1.62 Å structure of *Thermoascus aurantiacus* endoglucanase: completing the structural picture of sub-families in glycoside hydrolase family 5", FEBS Letters, vol. 523, 2002, pp. 103-108, NZAS-0457668.
- Leidich et al., "Cloning and Disruption of caPLB1, a Phospholipase B Gene Involved in the Pathogenicity of *Candida albicans*", The Journal of Biological Chemistry, vol. 273, No. 40, pp. 26078-26086, 1998.
- Li, W., et al., "Surface properties and locations of gluten proteins and lipids revealed using confocal scanning laser microscopy in bread dough", Journal of Cereal Science, vol. 39, 2004, pp. 403-411, NZAS-0683630.
- Lih-ling Wang et al, J Agric. Food. Chem. (1993), 41, 1000-1005.
- Lima, Vera L.M., et al., "Lecithin-cholesterol acyltransferase (LCAT) as a plasma glycoprotein: an overview", Carbohydrate Polymers, vol. 55, 2004, pp. 179-191, NZAS-0683970.
- Lin M JY et al, Cereal Chemistry (1974), vol. 51(1), p. 34-45.
- Lin S et al, Enzyme and Microbial Technology 18 (1996), pp. 383-387.
- Lipase A "Amano" 6 Assay Note and Product Specification from Armano Pharmaceutical Co Ltd Nagoya Japan, Dec. 16, 1985.
- Lipase A "Amano" 6 Assay Note and Product Specification from Armano Pharmaceutical Co Ltd Nagoya Japan, Aug. 27, 1985.
- Lipase A "Amano" 6 product sheet, Apr. 1, 1999.
- Lipase SP677 as a Baking Enzyme, from Novo Nordisk, Denmark, Mar. 17, 1994.
- Lipomod L338P.
- Lipopan F: Keep the quality—cut your costs 2000 Novozymes A/S. www.enzymes.novo.dk/cgl-bin/bvisapi.dll/biotimes/one\_article.jsp?id=16947&lang=en&t=b1.
- Litthauer, Derek, et al., "Pseudomonas luteola lipase: A new member of the 320-residue Pseudomonas lipase family", Enzyme and Microbial Technology, vol. 30, pp. 209-215, 2002.
- Llustenberger, Cornelia, et al., "Application of Noopazyme in Asian Noodles and Non-Durum Pasta", Cereal Food, 2002-18584-01, p. 1, vol. 11, NZAS-0255265.
- Llustenberger, Cornelia, et al., "Enzymes in Frozen Dough and Parbaked Bread", Cereal Food, 2001-17056-01, p. 1, vol. 19, NZAS-0255182.
- Lo Y-C et al. Crystal structure of *Escherichia coli* Thioesterase I/Protease/Lysophospholipase L1: Consensus sequence blocks constitute the catalytic center of SGNH-hydrolases through a conserved hydrogen bond network. Journal of Molecular Biology, London, GB, vol. 330, No. 3, 539-551.
- Longhi, Sonia, et al., "Atomic Resolution (1.0) Crystal Structure of *Fusarium solani* Cutinase: Stereochemical Analysis" J. Mol. Biol. vol. 268, pp. 779-799, 1997.
- Lozano et al., "Over-stabilization of *Candida antarctica* lipase B by ionic liquids in ester synthesis", Biotechnology Letters, vol. 23, pp. 1529-1533, 2001, NZAS-0214942.
- Lustenberger Abstract.
- Luzi, Paola et al, Genomics (1995), vol. 26(2), p. 407-9.
- Madsen J.S. & Qvist K.B. (1997) J. Food Sci. 62, 579-582.
- Mao, Cungui, et al., "Cloning and Characterization of a *Saccharomyces cerevisiae* Alkaline Ceramidase with Specificity for Dihydroceramide", The Journal of Biological Chemistry, vol. 275, No. 40, 2000, pp. 31369-31378, NZAS-0683620.
- Maria Teres Neves Petersen, PhD, "Total Internal Reflection Fluorescence Flow System with Electrochemical Control", TIRF-EC Flow System, Sep. 2002, NZAS-0458374.
- Marion D et al—Chapter 6, pp. 131-p. 167 of "Interactions The Keys to Cereal Quality" 1998 ISBN 0 913250-99-6 (ed. Hamer & Hosney).
- Marion D et al pp. 245-260 of Wheat Structure Biochemistry & Functionality (ed Schofield JP) ISBN 085404777-8 published in 2000—(It states that it is the Proceedings of Conference organised by Royal Soc of Chemistry Food Chemistry Group held on Apr. 10-12, 1995, in Reading, UK. However, it is unclear why there was such a delay).
- Marsh, Derek, et al., "Derivatized lipids in membranes. Physicochemical aspects of N-biotinyl phosphatidylethanolamines and N-acyl ethanolamines", Chemistry and Physics of Lipids, vol. 105, 2000, pp. 43-69, NZAS-0684062.
- Martinelle et al., "The Role of Glu87 and Trp89 in the lid of *Humicola lanuginosa* lipase", Protein Engineering, vol. 9, No. 6, 1996, pp. 519-524.
- Martinez, Chrislaine, et al., "Engineering cysteine mutants to obtain crystallographic phases with a cutinase from *Fusarium solani* pisi", Protein Engineering, vol. 6, No. 2, pp. 157-165, 1993.
- Martinez, Diego, et al., "Genome sequence of the lignocellulose degrading fungus *Phanerochaete chrysosporium* strain RP78", Nature Biology, May 2, 2004.
- Mase et al., "Purification and Characterization of a new Lipase from *Fusarium* sp. TM-30", Biosci. Biotech. Biochem., vol. 59, No. 9, pp. 1771-1772, 1995.
- Mason, Research Disclosure, Kenneth Mason Publications, Westbourne GB No. 390, Oct. 1996, pp. 661-662.
- Masuda, Naoko, et al., "Primary structure of protein moiety of *Penicillium notatum* phospholipase B deduced from the cDNA", Eur. J. Biochem., vol. 202, pp. 783-787, 1991.
- Matos AR, Lipid Catabolism: Lipid Degradation, 2000, p. 779-781.



- Matos, A.R., et al., "A patatin-like protein with galactolipase activity is induced by drought stress in *Vigna unguiculata* leaves", *Biochemical Society Transactions*, vol. 28, part 6, 2000.
- Matos, AR et al, *Febs Letters*, 491 (2001) P188-192.
- Matsuda H et al, *Biochim Biophys Acta*, (1979), vol. 573(1), p. 155-65.
- Matsuoka, et al.; "Purification and properties of a Phospholipase C That has High Activity toward Sphingomyelin from *Aspergillus Saitoi*"; *Biotiechonology and Applied Biochemistry* (1987); vol. 9, pp. 401-409.
- Matthes et al, (1984) *EMBO J.* 3, p. 801-805.
- Max-Planck-Institut fur Kohlenforschung et al., "Controlling the enantioselectivity of enzymes by directed evolution: Practical and theoretical ramifications", NZAS-0441867.
- McAuley, Katherine E., et al., "Structure of a feruloyl esterase from *Aspergillus niger*", *Acta Crystallographica, Section D*, pp. 878-887, 2004.
- McCoy M G et al, *Journal of Lipid Research* (2002), vol. 43, pp. 921-929.
- McNeill G.P. & Berger R.G. (1993) Enzymatic glycerolysis of palm oil fractions and palm oil based model mixture: Relationship between fatty acid composition and monoglyceride yield, in *Food Biotechnology 7: 75-87*.
- McNeill, Gerald P., et al., "Further Improvements in the Yield of Monoglycerides During Enzymatic Glycerolysis of Fats and Oils", NZAS-0213370.
- McNeill, Gerald P., et al., "High-Yield Enzymatic Glycerolysis of Fats and Oils", *JAOCS*, vol. 68, No. 1, Jan. 1991.
- McNeill, Gerald P., et al., "Selective Distribution of Saturated Fatty Acids into the Monoglyceride Fraction During Enzymatic Glycerolysis", *JAOCS*, vol. 69, No. 11, Nov. 1992, NZAS-0213375.
- McNeill, Gerald P., et al., "Solid Phase Enzymatic Glycerolysis of Beef Tallow Resulting in a High Yield of Monoglyceride", NZAS-0213366, no date.
- Mechanism studies of the new lipase, Article, p. 1, No. 14.
- Memo: From Charlotte Johanson?, "Short introduction/ status on Ferulic Acid Esterases and Acetyl Xylan Esterases", Jan. 9, 2004.
- Meyer, V., et al., "Transcriptional regulation of the Antifungal Protein in *Aspergillus giganteus*", *Mol Genet Genomics*, 2002, vol. 266, pp. 747-757, NZAS-0567995.
- Meyers, Robert A., "Molecular Biology and Biotechnology—A Comprehensive Desk Reference" NZAS-015769.
- Michalski et al., "Photosynthetic apparatus in chilling-sensitive plants. VII. Comparison of the effect of galactolipase treatment of chloroplasts and cold-dark storage of leaves on photosynthetic electron flow", *Biochimica et Biophysica Acta*, vol. 589, pp. 84-99, 1980.
- Mielgo, I., et al., "Covalent immobilisation of manganese peroxidases (MnP) from *Phanerochaete chrysosporium* and *Bjerkandera sp. BOS55*", *Enzyme and Microbial Technology*, vol. 32, 2003, pp. 769-775, NZAS-0442378.
- Miller, Byron S., et al., "A Comparison of Cereal, Fungal, and Bacterial Alpha-Amylases as Supplements for Breadmaking", *Food Technology*, Jan. 1953, NZAS-0225991.
- Mine Y, *Food Research International*, 29(1), 1996, pp. 81-84.
- Ministerio da Ciencia e Tecnologia, *Diario Oficial da Uniao*, Jul. 15, 2003.
- Mogensen, Jesper E., et al., "Activation, Inhibition, and Destabilization of *Thermomyces lanuginosus* Lipase by Detergents", *Biochemistry*, vol. 44, pp. 1719-1730, 2005.
- Mohsen et al., "Specificity of Lipase Produced by *Rhyopus Delemar* and Its Utilization in Bread Making", *Egypt. J Food. Sci.* vol. 14, No. 1, pp. 175-182.
- Molecular Biological Methods for *Bacillus*—Chapter 3 (Ed. C.R. Harwood and S.M. Cutting) 1990, John Wiley and Sons Ltd, Chichester, UK.
- Mølgaard, Anne, et al., "Rhamnogalacturonan acetylerase elucidates the structure and function of a new family of hydrolases", *Structure*, vol. 9, No. 4, 2000.
- Molochnaya Promyshlennost 1980 No. 11 21-25, 47—abstract from *Food Sci & Tech Abs*.
- Monick John A., *Alcohols, Their Chemistry, Properties and Manufacture*.
- Monographs for Emulsifiers for Foods, EFEMA Nov. 1985 2nd Edition.
- Moore, Charles M., et al., "Metal ion homeostasis in *Bacillus subtilis*", *Current Opinion in Microbiology*, 2005, vol. 8, pp. 188-195, NZAS-0572549.
- Morgan, Keith R., et al., "Stalling in Starch Breads: The Effect of Antistaling  $\alpha$ -Amylase", *Starch/Stärke*, vol. 49, 1997, pp. 59-66.
- Morgan-Jones, Gareth; "Notes on Coelomycetes.II. Concerning the Fusicoccum Anamorph of *Botryosphaeria Ribis*"; vol. Xxx, pp. 117-125; Oct.-Dec. 1987.
- Morinaga et al *Biotechnology* (1984) 2, p. 636-639.
- Morten, T. & A., Letter, Rodovre, Jul. 2004.
- Mukherjee, Kumar D. et al., "Enrichment of  $\gamma$ -linolenic acid from fungal oil by lipase-catalysed reactions", *Appl. Microbiol Biotechnol* (1991), vol. 35, pp. 579-584.
- Murakami, Mototake, et al., "Transesterification of Oil by Fatty Acid-Modified Lipase", *Technical Research Institute*, NZAS-0457255.
- Murakami, Nobutoshi, et al., "Enzymatic Transformation of Glyceroglycolipids into sn-1 and sn-2 Lysoglyceroglycolipids by use of *Rhizopus arrhizus* Lipase", *Tetrahedron*, vol. 50, No. 7, pp. 1993-2002, 1994.
- Mustranta, Annikka, et al., "Comparison of Lipases and Phosphlipases in the Hydrolysis of Phospholipids", *Process Biochemistry*, vol. 30, No. 5, pp. 393-401, 1995.
- N. V. Nederlandsch Octrooibureau Terms and Conditions.
- Nagano, et al.; "Cloning and Nucleotide Sequence of cDNA Encoding a Lipase from *Fusarium keteroporum*"; *J. Biochem* (1994); vol. 116, pp. 535-540.
- Nagao et al, *J. Biochem* 124, 1124-1129, 1998.
- Nagao et al, *J. of Bioscience and Bioengineering* vol. 89, No. 5, 446-450, 2000.
- Nagao et al, *J. of Molecular Catalysis B: Enzymatic* 17 (2002) 125-132.
- Nagao et al, *JAOCS* vol. 78, No. 2, 2001.
- Nagao, Toshihiro et al., "Cloning and Nucleotide Sequence of cDNA Encoding a Lipase from *Fusarium heterosporum*", *J. Biochem.*, vol. 116, pp. 535-540, 1994, NZAS-0225015.
- Nagao, Toshihiro et al., "Expression of Lipase cDNA from *Fusarium heterosporum* by *Saccharomyces cerevisiae*: High-Level Production and Purification", *Journal of Fermentation and Bioengineering*, 1996, vol. 81, No. 6, pp. 488-492.
- Nagodawlthana et al., "Enzymes in Food Processing", Third Edition, 1993, Academic Press, Inc., NZAS-0665885.
- National Research Council (U.S.) Committee on Specifications of the Food Chemicals Codex, "Lipase Activity" in *Food Chemicals Codex* (1981) National Academy Press, Washington, D.C. pp. 492-493.
- Needleman & Wunsch (1970), *J. of Molecular Biology* 48, 443-453.
- Nelson and Long, *Analytical Biochemistry* (1989), 180, p. 147-151.
- Nerland A H, *Journal of Fish Diseases*, vol. 19, No. 2, 1996, pp. 145-150.
- Néron, et al., "Effects of lipase and the phosphlipase on the lipids hydrolysis during mixing in correlation with the oxygen consumption by wheat flour dough during kneading" available at <http://www.cnam.fr/biochimie>.
- Ness, Jon. E., et al., "DNA shuffling of subgenomic sequences of subtilisin" *Nature Biotechnology*, vol. 17, Sep. 1999, NZAS-0214844.
- Nestle Research Center, Brochure for "Food Colloids 2006" in Montreux, Switzerland, Apr. 23-26, 2006.
- Neugnot Virginie et al, *European Journal of Biochemistry*, 2002, vol. 269, pp. 1734-1745.
- Newport, G., et al., "KEX2 Influences *Candida albicans* Proteinase Secretion and Hyphal Formation", *The Journal of Biological Chemistry*, 1997, vol. 272, No. 46, pp. 28954-28961, NZAS-0685388.
- Nicolas, Anne, et al., "Contribution of Cutinase Serine 42 Side Chain to the Stabilization of the Oxyanion Transition State", *Biochemistry*, vol. 35, pp. 398-410, 1996.
- Nielsen et al., "Lipases A and B from the yeast *Candida antarctica*", NZAS-0214451.
- Nierle W et al, *Fette Seifen Anstrichmittel* (1981), vol. 83(10), p. 391-395.



- Nierle, Von W. et al. "Weizenlipide: Funktion and Einflub bei der Verarbeitung des Mehles", NZAS-0208047.
- Nierle, W., et al., "Versuche zur Verlangerung der Haltbarkeit von Dartoffelprodukten", Chem. Mikrobiol. Technol. Lebensm., 1975, vol. 3, pp. 172-175, NZAS-0202446.
- Nobutoshi M et al, Tetrahedron Letters (1991), vol. 31(1), p. 1331-4. Novozymes D3.
- Novozymes data dated Jul. 17, 2005 entitled "Baking performance of prior art lipases from *Humicola lanuginosa*, *Aspergillus tubigenensis*, *Rhizopus delemar* and *Rhizomucor miehei*, and their activity on galactolipids in dough".
- Novozymes Data E1.
- Novozymes Memo—Test of lipases for EP1193314B1, Jul. 6, 2005.
- Novozymes Report 2002 Annual Report.
- Novozymes, "Biowhitening—a new concept for steamed bread", *BioTimes*, Jan. 2005.
- Novozymes, "Breakthrough: Less Fattening Fried Food" *BioTimes*, Jun. 2001, No. 2.
- Novozymes, "Enzymes for dough strengthening", 2001.
- Novozymes, "Lipopan F BG—application and mechanism of a new lipase for bread baking" (Draft) *Cereal Food* (2003) (Author: Drost-Lustenberger, C. et al.).
- Novozymes, "Lipopan F BG", *Cereal Foods*.
- Novozymes, "Mechanism studies of the new lipase".
- Novozymes, "Product Sheet for Lipopan F BG", *Cereal Food*, (2001).
- Novozymes, "Product Sheet for Lipopan FS BG", *Cereal Food* (2002).
- Novozymes, "Product Sheet for Lipopan S BG", *Cereal Food* (2002).
- Novozymes, "Product Sheet for Noopazyme".
- Novozymes, "Product Sheet for Novozym 27016" (draft);
- Novozymes, "Product Sheet for Novozym 27041" (draft).
- Novozymes, "Product Sheet for Novozym 27019" (draft).
- Novozymes, "Product Sheet for Novozym 27080".
- Novozymes, "Product Sheet for Novozym 27106".
- Novozymes, "Product Sheet: Enzyme Business, Noopazyme" (draft).
- Novozymes, "Product Sheet: Enzyme Business, Novozym 27019" (draft).
- Novozymes, "Product Sheet: Enzyme Business, Novozym 677 BG".
- Novozymes, "Revolutionizing baking", *BioTimes* (2002) pp. 6-7.
- Novozymes, "Strong sales for lipase that makes dough stronger" *BioTimes*, Dec. 2003.
- Novozymes, "The Novozyme Touch: Make your mark on the future".
- Novozymes, "The perfect roll every time for steers", *BioTimes*, Sep. 2003.
- Novozymes, "The value of innovation", *BioTimes*, Mar. 2004.
- Novozymes, "The vital role of technical service in baking", *BioTimes*, Jun. 2004.
- Novozymes, Lipopan 50 BG, Product Sheet.
- Novozymes, Lipopan 50 BG, Product Specification.
- Novozymes, Lipopan F BG, Product Data Sheet.
- Novozymes, Lipopan FS BG, Product Sheet.
- Novozymes. Enzymes at work.
- NY metode til aktivitetsbestemme fedtnedbrydende vaskemiddel.
- Nylander et al., "Interaction between lipids and lipases A collection of papers presented at the European Meeting on lipid and lipase interaction at Lund University", NZAS-0458953.
- Ognjenovic Radomir et al, Acceleration of ripening of semi-hard cheese by proteolytic and lipolytic enzymes.
- Ohm, J.B., et al., "Relationships of Free Lipids with Quality Factors in Hard Winter Wheat Flours", *Cereal Chem.*, vol. 79, No. 2, pp. 274-278, 2002.
- Ohta, S. et al., "Application of Enzymatic Modification of Phospholipids on Breadmaking", Abstract from AACC 68th Annual Meeting in Kansas City, MO, Oct. 30th-Nov. 3, 1983, published in *Cereal Foods World*, p. 561.
- Ohta, Yoshifumi, et al., "Inhibition and Inactivation of Lipase by Fat Peroxide in the Course of Batch and Continuous Glycerolyses of Fat by Lipase", *Agric. Biol. Chem.*, vol. 53, No. 7, pp. 1885-1890, 1989 NZAS-0211980.
- Okuy D.A. (1977) Partial glycerides and palm oil Crystallisation, in *Journal of Science and Food Agriculture* 28:955.
- Okuy D.A. (1978) Interaction of triglycerides and diglycerides of palm oil, in *Oleagineux* 33:625-628.
- Okuy D.A., Wright, W.B., Berger, K.G. & Morton I.D. (1978), The physical properties of modified palm oil, in *Journal of Science of Food and Agriculture* 29:1061-1068.
- Oluwatosin, Yemisi E., et al., "Phenotype: a Possible Role for the Kex2 Endoprotease in Vacuolar Acidification", *Molecular and Cellular Biology*, 1998, pp. 1534-1543, NZAS-0685378.
- Oluwatosin, Yemisi E., et al., "Mutations in the Yeast KEX2 Gene Cause a Vma-Like Phenotype: a Possible Role for the Kex2 Endoprotease in Vacuolar Acidification", *Molecular and Cellular Biology*, vol. 18, No. 3, pp. 1534-1543, Mar. 1998.
- O'Mahony et al. Hydrolysis of the lipoprotein fractions of milk by Phospholipase C.
- Orberg, Marie-Louise, "Self-assembly Structures Formed by Wheat Polar Lipids and their Interaction with Lipases", Master of Science Thesis, Apr. 2005, NZAS-0436213.
- Orskov, Janne, et al., "Solubilisation of poorly water-soluble drugs during in vitro lipolysis of medium- and long-chain triacylglycerols", *European Journal of Pharmaceutical Sciences*, vol. 23, 2004. pp. 287-296, NZAS-0461574.
- Osman, Mohamed, et al., "Lipolytic activity of *Alternaria alternata* and *Fusarium oxysporum* and certain properties of their lipids", *Microbios Letters*, vol. 39, pp. 131-135, 1988, NZAS-0225041.
- Ostrovskaya L K et al, *Dokl Akad Nauk SSSR*, (vol. 186(4), p. 961-3) p. 59-61.
- O'Sullivan et al, *J Plant Physiol*, vol. 313, (1987) p. 393-404.
- Outtrup, Günther H., et al., "Properties and Application of a Thermostable Maltogenic Amylase Produced by a Strain of *Bacillus* Modified by Recombinant-DNA Techniques", *Starch/Starke*, vol. 36, No. 12, pp. 405-411.
- Palomo, Jose M., et al., "Enzymatic production of (3S, 4R)-(-)-4-(4'-fluorophenyl)-6-oxo-piperidin-3-carboxylic acid using a commercial preparation of lipase A from *Candida antarctica*: the role of a contaminant esterase" *Tetrahedron: Asymmetry*, vol. 13, 2002, pp. 2653-2659.
- Palomo, Jose M., et al., "Enzymatic resolution of (±)-glycidyl butyrate in aqueous media. Strong modulation of the properties of the lipase from *Rhizopus oryzae* via immobilization techniques", *Tetrahedron: Asymmetry*, vol. 15, 2004, pp. 1157-1161.
- Palomo, Jose M., et al., "Modulation of the enantioselectivity of *Candida antarctica* B lipase via conformational engineering: kinetic resolution of (±)-α-hydroxy-phenylacetic acid derivatives", *Tetrahedron: Asymmetry*, vol. 13, 2002, pp. 1337-1345.
- Pariza, Michael, et al., "Evaluating the safety of Microbiol Enzyme Preparations Used in Food Processing: Update for a New Century", *Regulatory Toxicology and Pharmacology*, vol. 33, pp. 173-186.
- Patent Abstracts of Japan vol. 016, No. 528 (C-1001), Oct. 29, 1992 & JP 04 200339 A see abstract.
- Patent Abstracts of Japan vol. 095, No. 001, Feb. 28, 1995 & JP 06 296467 A see abstract.
- Peelman F, et al, *Protein Science* Mar. 1998; 7(3): 587-99.
- Penninga et al, *Biochemistry* (1995), 3368-3376.
- Persson, Mattias, et al., "Enzymatic fatty acid exchange in digalactosyldiacylglycerol", *Chemistry and Physics of Lipids*, vol. 104, 2000, pp. 13-21, NZAS-0462330.
- Peters, G.H., et al., "Active Serine Involved in the Stabilization of the Active Site Loop in the *Humicola lanuginosa* Lipase", *Biochemistry*, 1998, vol. 37, pp. 12375-12383.
- Peters, G.H., et al.; "Dynamics of *Rhizomucor miehei* lipase in a lipid or aqueous environment: Functional role of glycines"; Dept. of Biochemistry and Molecular Biology, University of Leeds; NZAS-0031441.
- Peters, G.H., et al.; "Essential motions in lipases and their relationship to the biological function" NZAS-0031438.
- Peters, Günther H., et al., "Theoretical Investigation of the Dynamics of the Active Site Lid in *Rhizomucor miehei* Lipase", *Biophysical Journal*, vol. 71, 1996, pp. 119-129, NZAS-0668792.
- Philippine Patent Application Serial No. 31068 NZAS-0033694.
- Phytochemical Dictionary* "Chapter 4, Sugar Alcohols and Cyclitols".



- Picon et al. *Biotechnology letters* vol. 17 nr 10 pp. 1051-1056.
- Plijter J and JHGM Mutsaers, The surface rheological properties of dough and the influence of lipase on it, Gist-brocades, Bakery Ingredients Division, Oct. 1994.
- Plou et al, *J. Biotechnology* 92 (2002) 55-66.
- Ponte J G, *Cereal Chemistry* (1969), vol. 46(3), p. 325-29.
- Poulsen, C.H., et al., "Effect and Functionality of Lipases in Dough and Bread", The British Library, NZAS-0158559.
- Poulsen, Charlotte, et al. Purification and Characterization of a Hexose Oxidase with Excellent Strengthening Effects in Bread, NZAS-0409455.
- Product Data Sheet, Bakezyme P 500 BG, DSM Food Specialties, NZAS-0659329.
- Product Description PD 40084-7a Grindamyl Exel 16 Bakery Enzyme.
- Product Sheet B1324a-GB—Lecitase<sup>R</sup> Novo, Novo Nordisk.
- Product Sheet, Lipozyme<sup>®</sup> 10.000 L, Novo Nordisk, NZAS-0663762.
- Punt and van den Hondel, *Meth. Enzym.*, 1992, 216:447-457.
- Pyler, E.J., "Baking Science and Technology Third Edition", vol. 1, 1988.
- Pyler, E.J., "Baking Science and Technology Third Edition", vol. II, 1988.
- Queener et al. (1994) *Ann NY Acad Sci.* 721, 178-93.
- Rambosek and Leach, *CRC Crit. Rev. Biotechnol.*, 1987, 6:357-393.
- Rapp, Peter, et al., "Formation of extracellular lipases by filamentous fungi, yeasts, and bacteria", *Enzyme Microb. Technol.*, 1992, vol. 14, November, NZAS-0225046.
- Rapp, Peter; "Production, regulation, and some properties of lipase activity from *Fusarium Oxysporum* f. sp. *vasinfectum*"; *Enzyme and Microbial Technology*(1995); vol. 17; pp. 832-838.
- Reetz M.T., Jaeger K.E. *Chem Phys Lipids.* Jun. 1998; 93(1-2): 3-14.
- Reetz Manfred T, *Current Opinion in Chemical Biology*, Apr. 2002, vol. 6, No. 2, pp. 145-150.
- Reiser J et al. (1990) *Adv Biochem Eng Biotechnol.* 43, 75-102.
- Richardson & Hyslop, pp. 371-476 in *Food Chemistry*, 1985, second edition, Owen R. Fennema (ed), Manel Dekker, Inc, New York and Basel.
- Richardson and Hyslop, "Enzymes: XI—Enzymes Added To Foods During Processing" in *Food Chemistry*, Marcel Dekker, Inc., New York, NY 1985.
- Richardson, Toby H., et al., "A Novel, High Performance Enzyme for Starch Liquefaction", *The Journal of Biological Chemistry*, vol. 277, No. 29, Issue of Jul. 19, pp. 25501-26507, 2002, NZAS-0564479.
- Roberts et al. (1992) *Gene* 122(1), 155-61.
- Roberts, et al.; "Extracellular Lipase Production by Fungi from Sunflower Seed"; *Mycologia*(1987); vol. 79(2); pp. 265-273.
- Roberts, Ian N., et al., Heterologous gene expression in *Aspergillus niger*: a glucoamylase-porcine pancreatic phospholipase A2 fusion protein is secreted and processed to yield mature enzyme.
- Robertson et al, *Journal of Biological Chemistry*, 1994, 2146-2150.
- Rodrigues, et al.; "Short Communication: Bioseparations with Permeable Particles"; *Journal of Chromatography & Biomedical Applications*(1995); vol. 655; pp. 233-240.
- Rogalska, Ewa, et al., "Stereoselective Hydrolysis of Triglycerides by Animal and Microbial Lipases", *Chirality*, vol. 5, pp. 24-30, 1993.
- Rose, et al.; "Codehop (Consensus-Degenerate Hybrid Oligonucleotide Primer) PCR primer design"; *Nucleic Acids Research*(2003); vol. 31(13); pp. 3763-3766.
- Rousseau, Derick, et al., "Tailoring the Textural Attributes of Butter Fat/Canola Oil Blends via *Rhizopus arrhizus* Lipase-Catalyzed Interesterification. 2. Modifications of Physical Properties", *J. Agric. Food Chem.*, vol. 1998, vol. 46, pp. 2375-2381, NZAS-0229125.
- Rydel, Timothy J. et al., "The Crystal Structure, Mutagenesis and Activity Studies Reveal that Patatin Is A Lipid Acyl Hydrolase with a Ser-Asp Catalytic Dyad", *Biochemistry*, 2003, vol. 42, pp. 6696-6708, NZAS-0301072.
- Sahsah, Y., et al., "Enzymatic degradation of polar lipids in *Vigna unguiculata* leaves and influence of drought stress", *Physiologia Plantarum*, vol. 104, pp. 577-586, 1998.
- Sahsah, Y., et al., "Purification and characterization of a soluble lipolytic acylhydrolase from Cowpea (*vigna unguiculata* L.) leaves", *Biochimica et Biophysica Acta*, vol. 1215, pp. 66-73, 1994.
- Saiki R.K. et al *Science* (1988) 239, pp. 487-491.
- Saito, Kunihiko, et al., "Phospholipase B from *Penicillium notatum*", *Methods in Enzymology*, vol. 197, NZAS-0418833.
- Sakai, Norio, et al., "Human galactocerebrosidase gene: promoter analysis of the 5'-flanking region and structural organization", *Biochimica et Biophysica Acta*, vol. 1395, pp. 62-67, 1998.
- Sakaki T et al, *Advanced Research on Plant Lipids, Proceedings of the International Symposium on Plant Lipids, 15th, Okazaki, Japan, May 12-17, 2002* (2003) p. 291-294, Publisher Kluwer Academic Publishers.
- Sales Range for Baking Improver and Premix Manufacturers from DSM Bakery Ingredients.
- Sambrook et al. Chapters 1, 7, 9, 11, 12 and 13—*Molecular Cloning a laboratory manual*, Cold Spring Harbor Laboratory Press (1989).
- Sambrook, J., et al. "A Laboratory Manual, Second Edition", *Plasmid Vectors*, 1989, NZAS-0665591.
- Sanchez et al., "Solution and Interface Aggregation States of *Crotalus atrox* Venom Phospholipase A2 by Two-Photon Excitation Fluorescence Correlation Spectroscopy", *Biochemistry*, 2001, vol. 40, pp. 6903-6911.
- Sarney Douglas B. et al, "Enzymatic Synthesis of Sorbitan Esters Using a Low-Boiling-Point Azeotrope as Reaction Solvent", *Biotechnology and Bioengineering*, 1997, vol. 54(4).
- Saxena, et al.; "Purification Strategies for Microbial Lipases"; *Journal of Microbiological Methods* (2003); pp. 1-18.
- Scheib et al.; "Stereoselectivity of Mucorales lipases toward triradylglycerols—A simple solution to a complex problem"; *Protein Science* (1999); vol. 8; pp. 215-221 (NZAS-0016084).
- Schiller, Jurgen, et al., "Lipid analysis of human spermatozoa and seminal plasma by MALDI-TOF mass spectrometry and NMR spectroscopy—effects of freezing and thawing" *Chemistry and Physics of Lipids*, vol. 106, 2000, pp. 145-156, NZAS-0564053.
- Schofield, J. David, "Wheat Structure, Biochemistry and Functionality", Department of Food Science and Technology, NZAS-0206986.
- Scopes, Robert K., "Section 8.4: Ultrafiltration" in *Protein Purification Principles and Practice, Third Edition* (1994) Springer-Verlag, New York, p. 267-9.
- Sequence alignment of the nucleotide sequences of SEQ ID No. 2 of EP'167 and SEQ ID No. 7 of D20 and the amino acid sequences of SEQ ID No. 2 of EP'167 and SEQ ID No. 8 of D20.
- Shehata PhD Thesis.
- Shillcock, Julian C., et al., "Equilibrium structure and lateral stress distribution of amphiphilic bilayers from dissipative particle dynamics simulations", *Journal of Chemical Physics*, vol. 117, No. 10, Sep. 8, 2002, NZAS-0231167.
- Shillcock, Julian C., et al., "Tension-induced fusion of bilayer membranes and vesicles", *Advance Online Publication*, NZAS-0231181.
- Shimada et al, *J. of Bioscience and Bioengineering* vol. 91, No. 6, 529-538 (2001).
- Shimada et al, *J. of Fermentation and Bioengineering* vol. 75, No. 5, 349-352 (1993).
- Shimada et al, *JAOCs* vol. 71, No. 9, (Sep. 1994).
- Shin, et al.; "Butyl-Toyopearl 650 as a New Hydrophobic Adsorbent for Water-Soluble Enzyme Proteins"; *Analytical Biochemistry*(1984); vol. 138; pp. 259-261.
- Shogren, M.D., et al., "Functional (Breadmaking) and Biochemical Properties of Wheat Flour Components. I. Solubilizing Gluten and Flour Protein", *Cereal Chemistry*, vol. 46, No. 2, Mar. 1969, NZAS-0213171.
- Si, Joan Qi, "Enzymes, Baking, Bread-Making", NZAS-0255053.
- Si, Joan Qi, "Synergistic Effect of Enzymes for Breadbaking".
- Si, Joan Qi, et al. "Enzymes for bread, noodles and non-durum pasta".
- Si, Joan Qi, et al., "Novamyl—A true Anti-Staling Enzyme", *Cereal Food*, p. 1, No. 20.
- Si, Joan Qi, et al., "Synergistic Effect of Enzymes for Breadbaking".
- Si, Joan Qi; "New Enzymes for the Baking Industry"; *Food Tech Europe* (1996) pp. 60-64.
- Sias B et al, *Biochemistry*, (2004), vol. 43(31), p. 10138-48.
- Siew W.L. & Ng W.L. (1999) Influence of diglycerides on crystallisation of palm oil, in *Journal of Science of Food and Agriculture* 79:722-726.



- Siew W.L. & Ng W.L. (2000) Differential scanning thermograms of palm oil triglycerides in the presence of diglycerides, in *Journal of Oil Palm Research* 12:107.
- Siew W.L. (2001) Understanding the Interactions of Diacylglycerols with oil for better product performance, paper presented at the 2001 PPOC International Palm Oil Congress—Chemistry and Technology Conference Aug. 20-23, 2001, Kuala Lumpur, Malaysia.
- Skovgaard, et al.; "Comparison of Intra—and extracellular isozyme banding patterns of *Fusarium Oxysporum*"; *Mycol. Res.* (1998); vol. 102(9); pp. 1077-1084.
- Slotboom et al *Chem. Phys. Lipids* 4 (1970) 15-29.
- Smith, George P.; "The Progeny of sexual PCR"; *Nature*; vol. 370; No. 18; Aug. 4, 1994 (NZAS-0031326).
- Smith, Timothy L., et al., "The promoter of the glucoamylase-encoding gene of *Aspergillus niger* functions in *Ustilago maydis*", *Gene*. 88, 259-262, 1990.
- Soe, J.B., "Analyses of Monoglycerides and Other Emulsifiers by Gaschromatography", NZNA-0005896.
- Solares, Laura F., et al., "Enzymatic resolution of new carbonate intermediates for the synthesis of (S)-(+)-zopiclone", *Tetrahedron: Asymmetry*, vol. 13, 2002, pp. 2577-2582, NZAS-0215266.
- Sols and De Le Fuente, "On the substrate specificity of glucose oxidase", *Biochem et Biophysica Acta* (1957) 24:206-7.
- Sonntag N.O.V. (1982a) Glycerolysis of Fats and methyl esters—status, review and critique, in *Journal of American Oil Chemist Society* 59:795-802A.
- Soragni, Elisabetta, et al., "A nutrient-regulated, dual localization phospholipase A2 in the symbiotic fungus" *The EMBO Journal*, vol. 20, No. 18, pp. 5079-5090, 2001, NZAS-0230692.
- Sorensen, H.R., et al., "Effects of added enzymes on the physico-chemical characteristics on fresh durum-pasta".
- Sosland, Josh, "Alive and kicking", *Milling & Baking News*, Feb. 24, 2004.
- Soumanou, Mohamed M., et al., "Two-Step Enzymatic Reaction for the Synthesis of Pure Structured Triacylglycerides", *JAOCS*, vol. 75, No. 6, 1998.
- Spurgeon, Brad, "In China, a twist: Forgers file patents" NZAS-0201747.
- Spendler, et al., "Functionality and mechanism of a new 2nd generation lipase for baking industry"—Abstract. 2001 AACC Annual Meeting; Symposia at Charlotte, NC. Oct. 14-18, 2001.
- Spradlin J E, *Biocatalysis in Agric. Technol.*, ACS Symposium, 389(3), 24-43 (1989).
- Sreekrishna K et al (1988) *J Basic Microbiol.* 28(4), 265-78.
- Stadler et al., "Understanding Lipase Action and Selectivity", *CCACAA*, vol. 68, No. 3, pp. 649-674, 1995.
- Steinstraesser, et al., "Activity of Novospirin G10 against *Pseudomonas aeruginosa* in Vitro and in Infected Burns", *Antimicrobial Agents and Chemotherapy*, Jun. 2002, vol. 46, No. 6, pp. 1837-1844.
- Stemmer, Willem P.C.; "DNA shuffling by random fragmentation and reassembly: In vitro recombination for molecular evolution"; *Proc. Natl. Acad. Sci. USA*, vol. 91, pp. 10747-10751; Oct. 1994.
- Stemmer, Willem P.C.; "Rapid evolution of a protein in vitro by DNA shuffling"; *Affymax Research Institute, Nature*, vol. 370, Aug. 4, 1994, NZAS-0031401.
- Sternberg, M., "Purification of Industrial Enzymes with Polyacrylic Acids", *Process Biochemistry*, Sep. 1976, NZAS-0214848.
- Strickland, James A., et al., "Inhibition of Diabrotica Larval Growth by Patatin, the Lipid Acyl Hydrolase from Potato Tubers", *Plant Physiol*, vol. 109, pp. 667-674, 1995.
- Sudbery et al (1988) *Biochem Soc Trans.* 16(6), 1081-3.
- Sugatani, Junko, et al., "Studies of a Phospholipase B from *Penicillium Notatum* Substrate Specificity and Properties of Active Site", *Biochimica et Biophysica Acta*, vol. 620, 1980, pp. 372-386, NZAS-0418825.
- Sugimoto et al., *Agric. Biol. Chem.* 47(6), 1201-1206 (1983).
- Sugiyama et al., "Molecular cloning of a second phospholipase B gene, caPLB2 from *Candida albicans*", *Medical Mycology*, vol. 37, 1999.
- Svendsen, A. "Engineered lipases for practical use", *Inform* (1994) 5(5):619-623.
- Svendsen, Allan, "Lipase protein engineering" *Biochimica et Biophysica Acta*, vol. 1543, 2000, pp. 223-238, NZAS - 0157616.
- Svendsen, Allan, et al., "Biochemical properties of cloned lipases from the *Pseudomonas* family", *Biochimica et Biophysica Acta*, vol. 1259, 1995, pp. 9-17, NZAS-0214531.
- Sweigard, James A., et al., "Cloning and analysis of CUT1, a cutinase gene from *Magnaporthe grisea*", *Mol. Gen. Genet.*, 232:174-182, 1992.
- Swinkels et al (1993) *Antonie van Leeuwenhoek* 64, 187-201.
- Sztajer H et al *Acta Biotechnol*, vol. 8, 1988, pp. 169-175.
- Talker-Huiber, Cynthia Z., et al., "Esterase EstE from *Xanthomonas vesicatoria* (Xv\_EstE) is an outer membrane protein capable of hydrolyzing long-chain polar esters", *Appl. Microbiol Biotechnol*, 61:479-487, 2003.
- Terasaki, Masaru, et al., "Glycerolipid Acyl Hydrolase Activity in the Brown Alga *Cladosiphon okamuranus* Tokida", *Biosci. Biotechnol. Biochem.*, vol. 67, No. 9, pp. 1986-1989, 2003.
- The First European Symposium of Enzymes on Grain Processing—Proceedings.
- The New Enzyme Operatives, *Ingredient Technology*, 50, Aug. 1997.
- Thommy L-G; Carlson, "Law and Order in Wheat Flour Dough; Colloidal Aspects of the Wheat Flour Dough and its Lipid and Protein Constituents in Aqueous Media", *Fortroligt, Lund* 1981, NZNA-0006047.
- Thornton et al 1988 *Biochem. Et Biophys. Acta.* 959, 153-159.
- Tiss, Aly, et al., "Effects of Gum Arabic on Lipase Interfacial Binding and Activity", *Analytical Biochemistry*, vol. 294, pp. 36-43, 2001, NZAS-0572432.
- Toida J et al, *Bioscience, Biotechnology, and Biochemistry*, Jul. 1995, vol. 59, No. 7, pp. 1199-1203.
- Tombs and Blake, *Biochim. Biophys* (1982) 700:81-89.
- Topakas, E., et al. "Purification and characterization of a feruloyl esterase from *Fusarium oxysporum* catalyzing esterification of phenolic acids in ternary water—organic solvent mixtures", *Journal of Biotechnology*, vol. 102, 2003, pp. 33-44.
- Torossian and Bell (*Biotechnol. Appl. Biochem.*, 1991, 13:205-211.
- Tsao et al. (1973) *J Supramol Struct.* 1(6), 490-7.
- Tsuchiya, Atsushi et al, *Fems Microbiology Letters*, vol. 143, pp. 63-67.
- Tsuneo Yamane et al., "Glycerolysis of Fat by Lipase", *Laboratory of Bioreaction Engineering*, vol. 35, No. 8, 1986, NZAS-0213396.
- Tsychiya, Atsushi, et al., "Cloning and nucleotide sequence of the mono- and diacylglycerol lipase gene (md1B) of *Aspergillus oryzae*", *FEMS Microbiology Letters*, vol. 143, pp. 63-67, 1996.
- Turnbull, K.M., et al., "Early expression of grain hardness in the developing wheat endosperm", *Planta*, 2003, vol. 216, pp. 699-706.
- Turner, Nigel A., et al., "At what temperature can enzymes maintain their catalytic activity?", *Enzyme and Microbial Technology*, vol. 27, 2000, pp. 108-113, NZAS-0224067.
- Turner, *Progress in Industrial Microbiology*, Martinelli and Kinghorn (eds.), Elsevier, Amsterdam, 1994, 29:641-666.
- Unknown, "Appendix: Classification and Index of Fungi mentioned in the Text" in *Unknown*, p. 599-616.
- Unknown, "Section I: Structure and Growth—Chapter 1: An Introduction to the Fungi" in *Unknown* pp. 1-16.
- Unknown, *Studies on Lipase* (1964) p. 21.
- Uppenbergh, Jonas, et al., "Crystallographic and Molecular-Modeling Studies of Lipase B from *Candida antarctica* Reveal a Stereospecificity Pocket for Secondary alcohols", *Biochemistry*, 1995, vol. 34, pp. 16838-16851 NZAS-0214433.
- Uppenbergh, Jonas, et al., "The Sequence, crystal structure determination and refinement of two crystal forms of lipase B from *Candida antarctica*", *Structure* 1994, vol. 2, No. 4.
- Upton C et al *TIBS Trends in Biochemical Sciences*, Elsevier Publication (1995), vol. 20, pp. 178-179.
- USDA, "Production of an Industrially Useful Fungal Lipase by a Genetically Altered Strain of *E. coli*", *New Technology*.
- Uusitalo et al. (1991) *J Biotechnol.* 17(1), 35-49.
- Uwajima T et al, *Agricultural and Biological Chemistry*, 43(12), pp. 2633-2634, 1979.
- Uwajima T et al, *Agricultural and Biological Chemistry*, 44(9), pp. 2039-2045, 1980.
- Uwajima T et al, *Methods in Enzymology*, 89(41), pp. 243-248.




- Vaidehi, et al.; "Lipase Activity of Some Fungi Isolated from Groundnut"; *Current Science* (1984); vol. 53(23); p. 1253.
- van Binsbergen, Jan, et al., "Substitution of PHE-5 and ILE-9, Amino Acids Involved in the Active Site of Phospholipase A2 (PLA), and Chemical Modification of Enzymatically Generated (LYS-6)-PLA.", *Proceedings of the 20th European Peptide Symposium*, Sep. 4-9, 1988, University of Tübingen, NzAS-0457251.
- Van Den Berg, G, Regulatory status and use of lipase in various countries.
- van Gemeren, I.A., et al., "Expression and Secretion of Defined Cutinase Variants by *Aspergillus awamori*" *Applied and Environmental Microbiology*, vol. 64, No. 8, pp. 2794-2799, Aug. 1998.
- van Kampen, M.D., et al., "The phospholipase activity of *Staphylococcus hyicus* lipase strongly depends on a single Ser to Val mutation", *Chemistry and Physics of Lipids*, vol. 93, 1998, pp. 39-45, NZAS-0668780.
- van Nieuwenhuizen, "Open Doors to baked goods".
- van Oort, Maarten G et al, *Biochemistry* 1989 9278-9285.
- van Solingen, Pieter, et al., "The cloning and characterization of the acyltransferase gene of *penicillium chrysogenum*", *Agricultural University, Wageningen, The Netherlands*.
- Vaysse et al *J. of Biotechnology* 53 (1997) 41-46.
- Villeneuve, *Inform*, vol. 8, No. 6, Jun. 1997.
- Vujaklija, Dušica, et al., "A novel streptomycete lipase: cloning, sequencing and high-level expression of the *Streptomyces rimosus* GDS (L)-lipase gene", *Arch. Microbiol*, vol. 178, pp. 124-130, 2002.
- Wahnelt S.V., Meusel D, & Tülsner M, (1991) Zur Kenntnis des Diglycerideinflusses auf das Kristallisationsverhalten von Fetten, in *Fat Science Technology* 4:117-121.
- Waninge, Rianne, et al., "Milk membrane lipid vesicle structures studied with Cryo-TEM", *Colloids and Surfaces B: Biointerfaces* 31 (2003), pp. 257-264.
- Warmuth et al, 1992, *Bio Forum* 9, 282-283.
- Watanabe et al. *Bio sci Biochem* 63(5) 820-826, 1999.
- Watanabe, Yasuo et al., "Cloning and sequencing of phospholipase B gene from the yeast *Torulaspora delbrueckii*", *FEMS Microbiology Letters*, vol. 124, 1994, pp. 29-34, NZAS-0418803.
- Webb EC, *Enzyme Nomenclature*, 1992, p. 310.
- Weber et al. *J Agric Food Chem* 1985, 33, 1093-1096.
- Welter, et al; "Identification of Recombinant DNA"; pp. 424-431.
- Wen-Chen Suen et al., "Improved activity and thermostability of *Candida antarctica* lipase B by DNA family shuffling", *Protein Engineering, Design & Selection*, vol. 17, No. 2, pp. 133-140, 2004, NZAS-0224073.
- Wen-Chen Suen et al., "Improved activity and thermostability of *Candida antarctica* lipase B by DNA family shuffling", *Protein Engineering, Design & Selection*, vol. 17, No. 2, pp. 133-140, 2004, NZAS-0717275.
- West S.; "Olive and Other Edible Oils"; *Industrial Enzymology* (1996); pp. 295-299.
- Whitaker, John R., et al., "Biocatalysis in Agricultural Biotechnology", *ACS Symposium Series*, NZAS-0213683.
- Whitehead, Michael, et al., "Transformation of a nitrate reductase deficient mutant of *Penicillium chrysogenum* with the corresponding *Aspergillus niger* and *A. nidulans* niaD genes", *Mol Gen Genet*, 216: 408-411, 1989.
- Wilhelm et al., "A Novel Lipolytic Enzyme Located in the Outer Membrane of *Pseudomonas aeruginosa*", *Journal of Bacteriology*, vol. 181, No. 22, Nov. 1999, pp. 6977-6986.
- Williams et al *Protein Analysis by Integrated Sample Preparation, Chemistry, and Mass Spectrometry*, Edited by Meyers.
- Winnacker, Chapter 11, pp. 424-431 In *From genes to clones: introduction to gene technology*, VCH (1987).
- Winnacker, E. "Chapter 11: Identification of Recombinant DNA" in *From Genes to Clones: Introduction to Gene Technology*, 1987 John Wiley & Sons.
- Winther, Ole, et al., "Teaching computers to fold proteins", *Physical Review*, vol. 70, No. 030903, 2004, NZAS-0461499.
- Wirkung von Phospholipiden, "Struktur-Wirkungsbeziehungen von Phospholipiden in Backwaren", NZAS-0301096.
- Withers-Martinez, Chrislaine, et al., "A pancreatic lipase with a phospholipase A1 activity: crystal structure of a chimeric pancreatic lipase-related protein 2 from guinea pig", *Structure*, 1996, vol. 4, No. 11.
- Witt, Wolfgang et al., "Secretion of Phospholipase B From *Saccharomyces Cerevisiae*", *Biochimica et Biophysica Acta*, vol. 795, 1984, pp. 117-124, NZAS-0418813.
- Wood et al., Eds., "Biomass, Part B, Lignin, Pectin, and Chitin", *Methods in Enzymology* (1988) vol. 161, Academic Press, San Diego.
- Woolley et al., "Lipases their structure, biochemistry and application", Cambridge University Press, NZAS-00354436.
- WPI Acc No. 93-298906(38) and JP05211852 Preparation of low fat content cream-by adding lipase to mixture of fat and water.
- Xu, Jun, et al., "Intron requirement for AFP gene expression in *Trichoderma viride*", *Microbiology*, 2003, vol. 149, pp. 3093-3097, NZAS-0572649.
- Yamaguchi et al, 1991, *Gene* 103:61-67.
- Yamane et al., "High-Yield Diacylglycerol Formation by Solid-Phase Enzymatic Glycerolysis of Hydrogenated Beef Tallow", *JAOCS*, vol. 71, No. 3, Mar. 1994, NZAS-0213713.
- Yamano Y, Surface activity of lysophosphatidyl choline from soybean.
- Yamauchi, Asao et al., "Evolvability of random polypeptides through functional selection within a small library", *Protein Engineering*, vol. 15, No. 7, pp. 619-626, 2002, NZAS-0564005.
- Yang, Baokang, et al., "Control of Lipase-Mediated Glycerolysis Reactions with Butteroil in Dual Liquid Phase Media Devoid of Organic Solvent", *J. Agric. Food Chem.*, 1993, vol. 41, pp. 1905-1909.
- Yount, Nannette Y., et al., "Multidimensional signatures in antimicrobial peptides", NZAS-0572406.
- Zaks, Aleksey, et al., "Enzyme-catalyzed processes in organic solvents", *Proc. Natl. Acad. Sci. USA*, vol. 82, pp. 3192-3196, May 1985.
- Zaks, Aleksey, et al., "The Effect of Water on Enzyme Action in Organic Media", *The Journal of Biological Chemistry*, vol. 263, No. 17, Issue of Jun. 15, pp. 8017-8021, 1988.
- Zangenbert, Niels Honberg, et al., "A dynamic in vitro lipolysis model I. Controlling the rate of lipolysis by continuous addition of calcium", *European Journal of Pharmaceutical Sciences*, vol. 14, 2001, pp. 115-122.
- Zangenbert, Niels Honberg, et al., "A dynamic in vitro lipolysis model II. Evaluation of the model", *European Journal of Pharmaceutical Sciences*, vol. 14, 2001, pp. 237-244.
- Zhang, Hong, et al., "Modification of Margarine Fats by Enzymatic Interesterification: Evaluation of a Solid-Fat-Content-Based Exponential Model with Two Groups of Oil Blends", *JAOCS*, vol. 81, No. 1, 2004.
- Chemistry Comes Alive-2001.
- Danisco further experimentation with color photographs.
- Danisco further experimentation "Effect on dough of HOX and GOX on maltose in dough".
- Experiments by Danisco "A method of improving the properties of flour dough, a flour dough improving composition and improved food products" (Declaration of Jorn Born Soe).
- Experiments by Danisco "Evaluation of enzyme of present invention in the production of German mischbrot" (Declaration of Jorn Born Soe).
- Danisco further experimentation "Experiments on glucoligosaccharide oxidase (GO) from *Acremonium*".
- Effect of different Hexose Oxidase.
- Curriculum vitae—Jorn Born Soe.
- Testing of Hexose Oxidase in Baking.
- Amendment in response to Office Action dated Jan. 3, 1999.
- Keilin et al., *Biochem J* (1948) vol. 24, p. 206-207.
- Experiments by Novo in Appeal Statement.
- Exhibit A filed by DSM.
- Exhibit B filed by DSM.
- Semashko et al., *Applied Biochem and Microbiol.* (2003), vol. 39, p. 368-374.
- Publication by Danisco.
- Publication by Danisco II.



- Investigation of Glucose Oxidase from *Cladosporium Oxysporum*. Publication by Danisco (extracts from WO 99/31990).
- Publication by Danisco (Grindamyl SUREBake Bakery Enzymes). Extract from Industrial Enzymology.
- Glucose Oxidase: A much used and much loved enzyme in biosensors.
- Glucose Oxidase (Gox) E.C. 1.1.3.4. Enzyme Schemes.
- Mancini (1995) Food Formulating.
- Kulp K, *Advances in Baking Technology*, p. 152-178 (1993).
- Danisco Experimentation "Effect of Alpha-Glucosidase on Gluconic Acid and Maltose".
- Identification of alpha-glucosidase (otherwise known as transglucosidase) activity in Bakezyme GO 10000 from DSM.
- PCT International Search Report for PCT/DK96/00238, issued Apr. 11, 1996.
- Examiner's Report on Application for Patent of Invention (CL 939-96) and English translation.
- English translation of EIDA, JP 73 01661 (Japanese Unexamined Patent Publication No. 48-16612).
- International Search Report for the International Searching Authority in PCT/DK96/00239 issued Sep. 11, 1996.
- Hossen, Monjur, "Enzyme catalyzed synthesis of structured phospholipids with conjugated linoleic acid and plant sterols," A Dissertation by MD Monjur Hossen, May 2005.
- Poldermans B and Schoppink P, "Controlling the baking process and product quality with enzymes", *Cereal Foods World*, Mar. 1999, 44 (3), p. 132-135.
- Leon et al., "A new approach to study starchy changes occurring the double-baking process and during bread storage," *Z. Lebensn. Unters Forsch A*, 1997, vol. 204 p. 316-320.
- Aust K., Applications of lecithin in bakery foods, *AIB Research Technical Bulletin*, vol. XV, issue 12, Dec. 1993, p. 1-6.
- Sommer et al., "Genetic and Biochemical Characterization of a new Extracellular Lipase from *Streptomyces cinnamomeus*," *Applied Environmental Microbiology*, 1997, vol. 63, No. 9, p. 3553-3560.
- Sullivan, James Denis Jr., Diss. Abstr. Int. B, 1973, 34(5), 1875, CAN 80: 105204 AN 1974: 105204 CAPLUS, "Purification and characterization of hexose oxidase from the end alga *Chondrus crispus*".
- Groen, B. W., s De Vries, J. A. Duine (1997), *Eu. J. Biochem-*, vol. 244, pp. 858-861, "Characterization of hexose from the red seaweed *Chondrus crispus*".
- Wolff, A. M., O. C. Hansen, U. Poulsen, S. Madrid, P. Stougaard (2001), *Protein Expression and Purification*, vol. 22, pp. 189-199. "Optimization of the Production of *Chondrus crispus* Hexose Oxidase in *Pichia pastoris*".
- U.S. Appl. No. 10/040,394, filed Jan. 9, 2002.
- U.S. Appl. No. 10/150,429, filed May 17, 2002.
- U.S. Appl. No. 09/932,923, filed Aug. 21, 2001.
- U.S. Appl. No. 09/824,053, filed Apr. 3, 2001.
- Bean and Hassid, 1956, *J. Biol. Chem.*, 218: 425-436.
- "Glucose Oxidase: Production, Properties, Present and Potential Applications", *Soc. Chem. Ind. (London)*, (1961), L.A. Underkofler, p. 72-86.
- Definition of "hexose", Webster Dictionary, p. 1065.
- J. Chromatog.*, Knoll et al., 55 (1971), 425-428.
- "DEEO<sup>®</sup>" A glucose oxidase and catalase enzyme system product sheet from Miles laboratories—Enzymes from Miles (technical Information) (1976), 5 pages.
- "Enzymes in Food Processing", 2<sup>nd</sup> Ed. by G. Reed, Universal Foods Corporation, Academic Press (1975), p. 222-229.
- "Properties and Applications of the Fungal Enzyme Glucose Oxidase", reprinted from "Proceedings of the International Symposium on Enzyme Chemistry", Tokyo and Kyoto, (1957) I.A. Underkofler, (1958), pp. 486-490.
- "Technology of Cereals (with special reference to wheat)", 2<sup>nd</sup> Ed., Pergamon Press Ltd. N. L. Kent, (1975), pp. iv-v, 48-49, and 72-73.
- "Gluzyme<sup>™</sup>" product sheet from Novo Nordisk Enzyme Process Division, Jan. 1994, 2 pages.
- Derwent Publications Ltd., London, GB; AN 73-30288u XP002012361 & JP, A48016612 (EISAI Co. Ltd).
- Schägger, H. and von Jagow, G., 1987, Tricine-Sodium Dodecyl Sulfate-Polyacrylamide Gel Electrophoresis for the Separation of Proteins in the Range from 1 to 100 kDa, *Analytical Biochemistry* 166:368-379.
- Sambrook, J., Fritsch, E.F. and Maniatis, T., 1989, *Molecular Cloning, A Laboratory Manual* 2<sup>nd</sup> Ed. Cold Spring Harbor Laboratory Press, Cold Spring Harbor, NY.
- Qi Si, J., "New Enzymes for the Baking Industry", *Food Tech Europe*, 3(1):60-64 (1996), Novo Nordisk Ferment Ltd.
- Weipert, D., "Rheologie von Roggenteigen., II. Der Einfluss der Enzyme unterschiedlicher Spezifität auf das rheologische Verhalten des Teiges", *Getreide, Mehl Und Brot*, 26(10):275-280 (1972); and English language translation of Abstract.
- Nicolas, J., "Mise au Point sur l'action d'enzymes d'oxydoréduction en technologie boulangère. La maturation des farines de blé tendre et le pétrissage des pâtes", *Ann. Technol. Agric.*, 28(4):445-468 (1979); and English language translation of Abstract.
- Kerschensteiner, D. D. Diss. Abstr. Int. B 1978, 39(7), 3299, Can 90:117113 An 1978:117113 Caplus, "The mechanism of action and the state of copper in hexose oxidase".






7.5 ppm Lipopan F and 60 ppm TS-E 680

FIG. 1

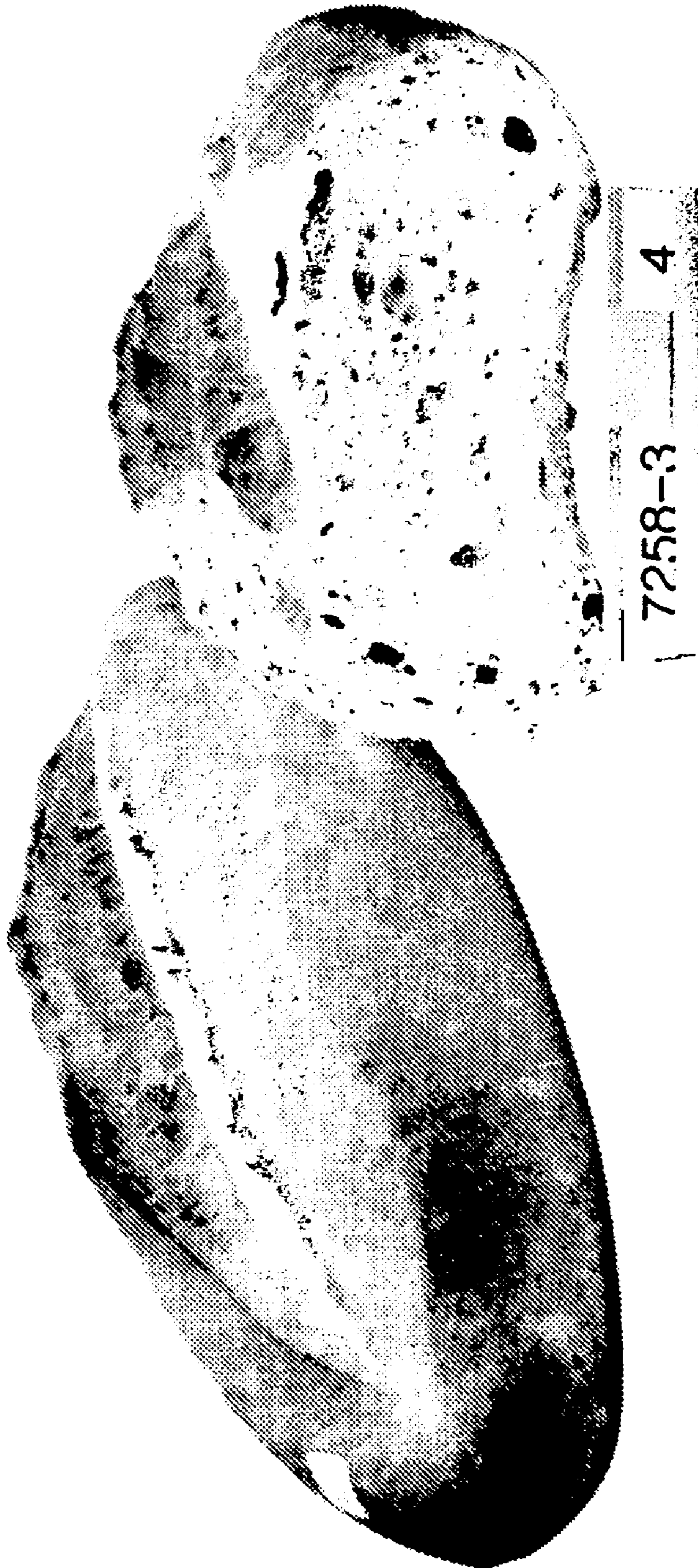




40 ppm Lipopan F

FIG. 2





100 ppm TS-E 861

FIG. 3



**METHOD OF IMPROVING THE PROPERTIES  
OF A FLOUR DOUGH, A FLOUR DOUGH  
IMPROVING COMPOSITION AND  
IMPROVED FOOD PRODUCTS**

**Matter enclosed in heavy brackets [ ] appears in the original patent but forms no part of this reissue specification; matter printed in italics indicates the additions made by reissue.**

CROSS-REFERENCE TO RELATED  
APPLICATIONS

This application claims the benefit of priority of the filing date of U.S. Provisional Patent Application No. 60/398,020, filed Jul. 24, 2002. This application is also a continuation-in-part of U.S. patent application Ser. No. 09/932,923, filed Aug. 21, 2001, now U.S. Pat. No. 6,726,942, which is a continuation of application Ser. No. 08/676,186 filed Sep. 12, 1996, now U.S. Pat. No. 6,358,543, which was a continuation-in-part of application Ser. No. 08/483,870, filed Jun. 7, 1995, abandoned. The Ser. No. 08/483,870 application was a U.S. national phase of PCT/DK96/00239, filed Jun. 4, 1996. This application is additionally a continuation-in-part of application Ser. No. 10/040,394, filed Jan. 9, 2002, *now U.S. Pat. No. 6,852,346*, which was a divisional of application Ser. No. 09/402,664, filed Oct. 22, 1999, now U.S. Pat. No. 6,406,723. U.S. Pat. No. 6,406,723 was the U.S. national phase of PCT/DK98/00136, filed Apr. 3, 1998, which claimed priority from DK0400/97, filed Apr. 9, 1997. This application is also a continuation-in-part of U.S. application Ser. No. 10/150,429, filed May 17, 2002, *now U.S. Pat. No. 6,967,035*, which claims priority from UK Application 0112226.6, filed May 18, 2001, and U.S. Application No. 60/347,007, filed Jan. 9, 2002. We claim the benefit of priority dates of all the above applications. This application also claims the benefit of priority of the filing date of Great Britain Application 0211975.8, filed May 24, 2002. The contents of all of the above applications are incorporated herein by reference to the extent they are consistent with this application and inventions described herein.

FIELD OF INVENTION

The invention pertains to the provision of flour doughs having improved rheological properties and farinaceous food products having improved quality characteristics and it provides a maltose oxidizing oxidoreductase-containing composition capable of conferring such improved properties on doughs and finished food products made herefrom when it is added as a component to the doughs, and a method of preparing improved doughs and farinaceous food products.

More in particular, the present invention relates to the field of food manufacturing, in particular to the preparation of improved bakery products and other farinaceous food products. Specifically, the invention concerns the use of a new combination for improving the stability and/or machineability of dough and/or improving the quality of baked and dried products made from such doughs.

In a preferred aspect, the present invention relates to: a method of improving the rheological and/or machineability properties of a flour dough and/or the quality of the product made from the dough, comprising adding to the dough a combination comprising a Hox and an emulsifying agent.

Teachings relating to this preferred aspect now follow.

TECHNICAL BACKGROUND AND PRIOR ART

The invention relates in particular to a method of providing flour doughs having improved rheological properties and to

finished baked or dried products made from such doughs, which have improved textural, eating quality and dimensional characteristics.

In this connection, the “strength” or “weakness” of doughs is an important aspect of making farinaceous finished products from doughs, including baking. The “strength” or “weakness” of a dough is primarily determined by its content of protein and in particular the content and the quality of the gluten protein is an important factor in that respect. Flours with a low protein content are generally characterized as “weak”. Thus, the cohesive, extensible, rubbery mass which is formed by mixing water and weak flour will usually be highly extensible when subjected to stress, but it will not return to its original dimensions when the stress is removed.

Flours with a high protein content are generally characterized as “strong” flours and the mass formed by mixing such a flour and water will be less extensible than the mass formed from a weak flour, and stress which is applied during mixing will be restored without breakdown to a greater extent than is the case with a dough mass formed from a weak flour.

Strong flour is generally preferred in most baking contexts because of the superior rheological and handling properties of the dough and the superior form and texture qualities of the finished baked or dried products made from the strong flour dough.

Dough quality may be largely dependent on the type or types of flour present in the dough and/or the age of the flour or flours.

Doughs made from strong flours are generally more stable. Stability of a dough is one of the most important characteristics of flour doughs. According to American Association of Cereal Chemists (AACC) Method 36-01A the term “stability” can be defined as “the range of dough time over which a positive response is obtained and that property of a rounded dough by which it resists flattening under its own weight over a course of time”. According to the same method, the term “response” is defined as “the reaction of dough to a known and specific stimulus, substance or set of conditions, usually determined by baking it in comparison with a control”

Within the bakery and milling industries it is known to use dough “conditioners” to strengthen the dough to increase its stability and strength. Such dough conditioners are normally non-specific oxidizing agents such as eg iodates, peroxides, ascorbic acid, K-bromate or azodi-carbonamide and they are added to dough with the aims of improving the baking performance of flour to achieve a dough with improved stretchability and thus having a desirable strength and stability. The mechanism behind this effect of oxidizing agents is that the flour proteins, in particular gluten contains thiol groups which, when they become oxidized, form disulphide bonds whereby the protein forms a more stable matrix resulting in a better dough quality and improvements of the volume and crumb structure of the baked products.

In addition to the above usefulness of ascorbic acid/ascorbate as a dough conditioner due to its oxidizing capacity, these compounds may also act as substrate for an oxidoreductase, ascorbate oxidase which is disclosed in EP 0 682 116 A1. In the presence of its substrate, this enzyme converts ascorbic acid/ascorbate to dehydroascorbic acid and H<sub>2</sub>O<sub>2</sub>. This prior art does not suggest that ascorbic acid oxidase in the presence of ascorbic acid/ascorbate might have a dough conditioning effect, but assumingly this is the case.

However, the use of several of the currently available oxidizing agents is either objected to by consumers or is not permitted by regulatory bodies and accordingly, it has been attempted to find alternatives to these conventional flour and dough additives and the prior art has i.a. suggested the use of



glucose oxidase for this purpose. In addition, the prior art has inter alia (i.a.) suggested the use of oxidoreductases such as carbohydrate oxidase, glycerol oxidase and hexose oxidase for this purpose.

Thus, U.S. Pat. No. 2,783,150 discloses the addition of glucose oxidase to flour to improve dough strength and texture and appearance of baked bread.

CA 2,012,723 discloses bread improving compositions comprising cellulolytic enzymes such as xylanases and glucose oxidase, the latter enzyme being added to reduce certain disadvantageous effects of the cellulolytic enzymes (reduced dough strength and stickiness) and it is disclosed that addition of glucose to the dough is required to obtain a sufficient glucose oxidase activity.

JP-A-92-084848 suggests the use of a bread improving composition comprising glucose oxidase and lipase.

EP-B1-321 811 discloses the use of an enzyme composition comprising sulfhydryl oxidase and glucose oxidase to improve the rheological characteristics of doughs. It is mentioned in this prior art document that the use of glucose oxidase alone has not been successful.

In EP-B1-338 452 is disclosed an enzyme composition for improving dough stability, comprising a mixture of cellulase/hemicellulase, glucose oxidase and optionally sulfhydryl oxidase.

However, the use of glucose oxidase as a dough improving additive has the limitation that this enzyme requires the presence of sufficient amounts of glucose as substrate in order to be effective in a dough system and generally, the glucose content in cereal flours is low. Therefore, the absence of glucose in doughs or the low content hereof in doughs will be a limiting factor for the effectiveness of glucose oxidase as a dough improving agent.

In contrast hereto, the content of maltose in cereal flours is generally significantly higher than that of glucose and accordingly, a freshly prepared dough will normally contain more maltose than glucose. Thus, in an experiment where the content of sugars in supernatants from suspensions of wheat flour and a dough prepared from the flour and further comprising water, yeast, salt and sucrose (as described in the following example 2.3) were analyzed, the following values (% by weight calculated on flour) were found:

	Flour	Dough
Sucrose	0.3	<0.01
Galactose	0.001	0.01
Glucose	0.25	0.72
Maltose	2.6	1.4
Fructose	0.06	0.67
Lactose	<0.01	<0.01

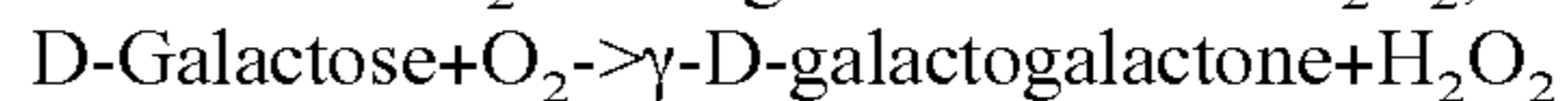
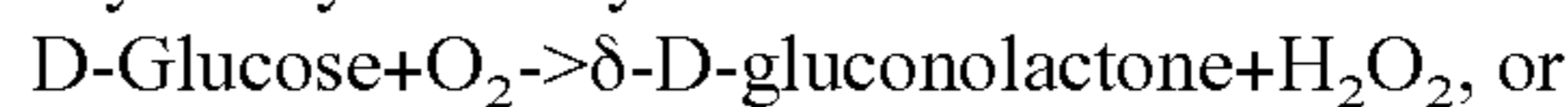
In addition, the content of maltose remains at a relatively high level in a dough which is leavened by yeast, since the yeast primarily utilizes glucose, or it may even increase in the dough e.g. during proofing due to the activity of starch degrading enzymes such as e.g.  $\beta$ -amylase, which is inherently present in the flour or is added to the dough.

Whereas the prior art has recognized the useful improving effects of glucose oxidase on the rheological characteristics of bread doughs and on the quality of the corresponding baked products, it has also been realized that the use of this enzyme has several drawbacks. Thus, it may be required to add sucrose or glucose as substrate to the dough to obtain a sufficient effect and glucose oxidase does not constantly pro-

vide a desired dough or bread improving effect when used alone without the addition of other enzymes.

However, it has now been found that the addition of an oxidoreductase, which is capable of oxidizing maltose, including hexose oxidase as a sole dough conditioning agent, i.e. without concomitant addition of substrate for the added enzyme, or of other enzymes, to a farinaceous dough results in an increased resistance hereof to breaking when the dough is stretched, i.e. this enzyme confers in itself to the dough an increased strength whereby the dough becomes less prone to mechanical deformation. It is contemplated that this effect of addition of hexose oxidase to a dough is the result of the formation of cross-links between thiol groups in sulphur-containing amino acids in wheat gluten which occurs when the  $H_2O_2$  generated by the enzyme in the dough reacts with the thiol groups which are hereby oxidized.

Hexose oxidase (D-hexose:  $O_2$ -oxidoreductase, EC 1.1.3.5) is an enzyme which in the presence of oxygen is capable of oxidizing D-glucose and several other reducing sugars including maltose, glucose, lactose, galactose, xylose, arabinose and cellobiose to their corresponding lactones with subsequent hydrolysis to the respective aldobionic acids. Accordingly, hexose oxidases differ from glucose oxidase which can only convert D-glucose, in that hexose oxidases can utilize a broader range of sugar substrates. The oxidation catalyzed by the enzyme can be illustrated as follows:



Hexose oxidase (in the following also referred to as HOX) has been isolated from several red algal species such as *Iridophycus flaccidum* (Bean and Hassid, 1956, J. Biol. Chem., 218:425-436) and *Chondrus crispus* (Ikawa 1982, Methods Enzymol., 89:145-149). Additionally, the algal species *Euthora cristata* (Sullivan et al. 1973, Biochemica et Biophysica Acta, 309:11-22) has been shown to produce HOX.

Other potential sources of hexose oxidase according to the invention include microbial species or land-growing plant species. Thus, as an example of such a plant source, Bean et al., Journal of Biological Chemistry (1961) 236: 1235-1240, have disclosed an oxidoreductase from citrus fruits which is capable of oxidizing a broad range of sugars including D-glucose, D-galactose, cellobiose, lactose, maltose, D-2-deoxyglucose, D-mannose, D-glucosamine and D-xylose. Another example of an enzyme having hexose oxidase activity is the enzyme system of *Malleomyces mallei* disclosed by Dowling et al., Journal of Bacteriology (1956) 72:555-560.

It has been reported that hexose oxidase isolated from the above natural sources may be of potential use in the manufacturing of certain food products. Thus, hexose oxidase isolated from *Iridophycus flaccidum* has been shown to be capable of converting lactose in milk with the production of the corresponding aldobionic acid and has been shown to be of potential interest as an acidifying agent in milk, e.g. to replace acidifying microbial cultures for that purpose (Rand, 1972, Journal of Food Science, 37:698-701). In that respect, hexose oxidase has been mentioned as a more interesting enzyme than glucose oxidase, since this latter enzyme can only be enzymatically effective in milk or other food products not containing glucose or having a low content of glucose, if glucose or the lactose-degrading enzyme lactase which convert the lactose to glucose and galactose, is also added.

The capability of oxidoreductases including that of hexose oxidase to generate hydrogen peroxide has also been utilized to improve the storage stability of certain food products including cheese, butter and fruit juice as it is disclosed in



JP-B-73/016612. It has also been suggested that oxidoreductases may be potentially useful as antioxidants in food products.

However, the present invention has demonstrated that hexose oxidase is highly useful as a dough conditioning agent in the manufacturing of flour dough products including not only bread products but also other products made from flour doughs such as noodles and alimentary paste products.

WO 94/04035 discloses a method of improving properties of a dough (with and without fat) and/or baked product made from dough by adding a lipase of microbial origin to the dough. The use of the microbial lipase resulted in an increased volume and improved softness of the baked product. Furthermore an antistaling effect was found.

EP 1 108 360 A1 discloses a method of preparing a flour dough. The method comprises adding to the dough components an enzyme that under dough conditions is capable of hydrolysing a nonpolar lipid, a glycolipid and a phospholipid, or a composition containing said enzyme and mixing the dough components to obtain the dough.

WO 02/03805 discloses that the addition to dough of a combination of two lipases with different substrate specificities. The combination produces a synergistic effect on the dough or on a baked product made from the dough. Optionally, an additional enzyme may be used together with the lipase.

#### SUMMARY OF THE INVENTION

Accordingly, the invention relates in a first aspect to a method of improving the rheological properties of a flour dough and the quality of the finished product made from the dough, comprising adding to the dough ingredients, dough additives or the dough an effective amount of an oxidoreductase which at least is capable of oxidizing maltose, such as e.g. a hexose oxidase.

In a further aspect, there is also provided a dough bakery product improving composition comprising an oxidoreductase which at least is capable of oxidizing maltose, and at least one further dough ingredient or dough additive.

In still further aspects, the invention pertains to a method of preparing a bakery product, comprising preparing a flour dough including adding an effective amount of an oxidoreductase which at least is capable of oxidizing maltose and baking the dough, and a method of preparing a dough-based food product comprising adding to the dough an effective amount of a maltose oxidizing oxidoreductase.

In addition, we have surprisingly found that a combination of a Hox and an emulsifying agent results in particularly advantageous properties in dough and dough products and/or in baked products therefrom. In particular the stability (e.g. shock stability) and/or rheological (e.g. decrease in stickiness) and/or machineability properties and/or the resultant volume of either the dough and/or baked products (e.g. baked products with better crumb structure and/or homogeneity) is/are improved. Furthermore, the combination of the Hox and emulsifying agent results in an improvement in bread quality, in particular in respect of specific volume and/or crumb homogeneity, which is not a simple additive effect, but may reflect a synergistic effect of these types of enzymes.

The invention further relates to the use of a Hox and an emulsifying agent to improve the rheological and/or machineability properties of dough.

The invention further relates to the use of a Hox and an emulsifying agent to improve the volume of a baked product made from a dough.

#### DETAILED DISCLOSURE OF THE INVENTION

In one aspect, the present method contemplates a method of improving the rheological properties of flour doughs. The method comprises, as it is mentioned above, the addition of an effective amount of a maltose oxidizing oxidoreductase either to a component of the dough recipe or to the dough resulting from mixing all of the components for the dough. In the present context, "an effective amount" is used to indicate that the amount is sufficient to confer to the dough and/or the finished product improved characteristics as defined herein.

In another aspect the invention provides a method of improving the rheological and/or machineability properties of a flour dough and/or the quality (e.g. volume) of the product made from the dough, comprising adding to the dough a combination comprising a Hox and an emulsifying agent.

Factors which influence the rheological properties and/or the machineability include stickiness and extensibility.

In another aspect the invention provides a method of improving the rheological and/or machineability properties of a flour dough and/or the quality (e.g. volume) of the product made from the dough, comprising adding to the dough a combination comprising a Hox and an emulsifying agent wherein the flour dough comprises at least one further dough additive or ingredient.

In another aspect the invention provides a method of improving the rheological and/or machineability properties of a flour dough and/or the quality (e.g. volume) of the product made from the dough, comprising adding to the dough a combination comprising a Hox and an emulsifying agent wherein the product is selected from the group consisting of a bread product, a noodle product, a cake product, a pasta product and an alimentary paste product.

In another aspect the invention provides a method of improving the rheological and/or machineability properties of a flour dough and/or the quality (e.g. volume) of the product made from the dough, comprising adding to the dough a combination comprising a Hox and an emulsifying agent wherein at least one further enzyme is added to the dough ingredients, dough additives or the dough.

In another aspect the invention provides a dough improving composition comprising a Hox and an emulsifying agent.

In another aspect the invention provides a dough improving composition comprising a Hox and an emulsifying agent wherein the flour dough comprises at least one further dough additive or ingredient.

In another aspect the invention provides use of a dough improving composition comprising a Hox and an emulsifying agent in the manufacture of a product made from dough wherein the product is selected from the group consisting of a bread product, a noodle product, a cake product, a pasta product and an alimentary paste product.

In another aspect the invention provides a dough improving composition comprising a Hox and an emulsifying agent wherein at least one further enzyme is added to the dough ingredients, dough additives or the dough.

In another aspect the invention provides use of a dough improving composition comprising a Hox and an emulsifying agent wherein said composition improves the rheological and/or machineability properties of flour dough.

In another aspect the invention provides use of a dough improving composition comprising a Hox and an emulsifying agent wherein said composition improves the volume of a baked product made from a flour dough.

In another aspect the invention provides a dough for addition to a sponge wherein said dough comprises a Hox and an emulsifying agent.



In another aspect the invention provides a dough for addition to a sponge wherein said dough comprises a Hox and an emulsifying agent and wherein the dough comprises at least one further dough additive or ingredient.

#### Hexose Oxidase

In one useful embodiment of the method according to the invention, the oxidoreductase is a hexose oxidase.

The term "Hox" as used herein refers to Hexose oxidase (D-hexose:O<sub>2</sub>-oxidoreductase, EC 1.1.3.5). Below discloses some of the sources of Hox. WO 96/40935 discloses a method of producing Hox by recombinant DNA technology. U.S. Pat. No. 6,251,626 discloses hexose oxidase sequences.

The Hox may be isolated and/or purified from natural sources or it may be prepared by use of recombinant DNA techniques.

The Hox may be a variant or derivative of a natural Hox.

The Hox, or the variant or derivative of a natural Hox, is capable of oxidising maltose in the dough.

Preferably the Hox is added in a substantially pure and/or substantially isolated form.

Hexose oxidase can, as it is described in details herein, be isolated from marine algal species naturally producing that enzyme. Such species are found in the family Gigartinaceae which belong to the order Gigartinales. Examples of hexose oxidase producing algal species belonging to Gigartinaceae are *Chondrus crispus* and *Iridophycus flaccidum*. Also algal species of the order Cryptomeniales including the species *Euthora cristata* are potential sources of hexose oxidase.

When using such natural sources for hexose oxidase, the enzyme is typically isolated from the algal starting material by extraction using an aqueous extraction medium. As starting material may be used algae in their fresh state as harvested from the marine area where they grow, or the algal material can be used for extraction of hexose oxidase after drying the fronds e.g. by air-drying at ambient temperatures or by any appropriate industrial drying method such as drying in circulated heated air or by freeze-drying. In order to facilitate the subsequent extraction step, the fresh or dried starting material may advantageously be comminuted e.g. by grinding or blending.

As the aqueous extraction medium, buffer solutions e.g. having a pH in the range of 5-8, such as 0.1 M sodium phosphate buffer, 20 mM triethanolamine buffer or 20 mM Tris-HCl buffer are suitable. The hexose oxidase is typically extracted from the algal material by suspending the starting material in the buffer and keeping the suspension at a temperature in the range of 0-20° C. such as at about 5° C. for 1 to 5 days, preferably under agitation.

The suspended algal material is then separated from the aqueous medium by an appropriate separation method such as filtration, sieving or centrifugation and the hexose oxidase is subsequently recovered from the filtrate or supernatant. Optionally, the separated algal material is subjected to one or more further extraction steps.

Since several marine algae contain coloured pigments such as phycocyanins, it may be required to subject the filtrate or supernatant to a further purification step whereby these pigments are removed. As an example, the pigments may be removed by treating the filtrate or supernatant with an organic solvent in which the pigments are soluble and subsequently separating the solvent containing the dissolved pigments from the aqueous medium. Alternatively, pigments may be removed by subjecting the filtrate or supernatant to a hydrophobic interaction chromatography step.

The recovery of hexose oxidase from the aqueous extraction medium is carried out by any suitable conventional methods allowing isolation of proteins from aqueous media. Such

methods, examples of which will be described in details in the following, include conventional methods for isolation of proteins such as ion exchange chromatography, optionally followed by a concentration step such as ultrafiltration. It is also possible to recover the enzyme by adding substances such as e.g. (NH<sub>4</sub>)<sub>2</sub>SO<sub>4</sub> or polyethylene glycol (PEG) which causes the protein to precipitate, followed by separating the precipitate and optionally subjecting it to conditions allowing the protein to dissolve.

For certain applications of hexose oxidase it is desirable to provide the enzyme in a substantially pure form e.g. as a preparation essentially without other proteins or non-protein contaminants and accordingly, the relatively crude enzyme preparation resulting from the above extraction and isolation steps may be subjected to further purification steps such as further chromatography steps, gel filtration or chromatofocusing as it will also be described by way of example in the following.

#### Further Dough Additives or Ingredients (Components)

In a preferred embodiment of the method according to the invention, a flour dough is prepared by mixing flour with water, a leavening agent such as yeast or a conventional chemical leavening agent, and an effective amount of hexose oxidase under dough forming conditions. It is, however, within the scope of the invention that further components can be added to the dough mixture.

Typically, such further dough components include conventionally used dough components such as salt (such as sodium chloride, calcium acetate, sodium sulfate or calcium sulfate), sweetening agents such as sugars, syrups or artificial sweetening agents, lipid substances including shortening, margarine, butter or an animal or vegetable oil, glycerol and one or more dough additives such as emulsifying agents, starch degrading enzymes, cellulose or hemicellulose degrading enzymes, proteases, lipases, non-specific oxidizing agents such as those mentioned above, flavouring agents, lactic acid bacterial cultures, vitamins, minerals, hydrocolloids such as alginates, carrageenans, pectins, vegetable gums including e.g. guar gum and locust bean gum, and dietary fiber substances.

The dough may also comprise other conventional dough ingredients, e.g.: proteins, such as milk powder, gluten, and soy; eggs (either whole eggs, egg yolks or egg white); an oxidant such as ascorbic acid, potassium bromate, potassium iodate, azodicarbonamide (ADA) or ammonium persulfate; an amino acid such as L-cysteine; a sugar.

The dough may comprise fat such as granulated fat or shortening.

The further dough additive or ingredient can be added together with any dough ingredient including the flour, water or optional other ingredients or additives, or the dough improving composition. The further dough additive or ingredient can be added before the flour, water, optional other ingredients and additives or the dough improving composition. The further dough additive or ingredient can be added after the flour, water, optional other ingredients and additives or the dough improving composition.

The further dough additive or ingredient may conveniently be a liquid preparation. However, the further dough additive or ingredient may be conveniently in the form of a dry composition.

Preferably the further dough additive or ingredient is selected from the group consisting of a vegetable oil, a vegetable fat, an animal fat, shortening, glycerol, margarine, butter, butterfat and milk fat.

Preferably the further dough additive or ingredient is at least 1% the weight of the flour component of dough. More



preferably, the further dough additive or ingredient is at least 2%, preferably at least 3%, preferably at least 4%, preferably at least 5%, preferably at least 6%.

If the additive is a fat, then typically the fat may be present in an amount of from 1 to 5%, typically 1 to 3%, more typically about 2%.

#### Further Enzymes

In one advantageous embodiment of the above method at least one further enzyme is added to the dough. Suitable examples hereof include a cellulase, a hemicellulase, a xylanase, a starch degrading enzyme, a glucose oxidase, a lipase, a lipoxygenase, an oxidoreductase and a protease.

Among starch degrading enzymes, amylases are particularly useful as dough improving additives. Other useful starch degrading enzymes which may be added to a dough composition include glucoamylases and pullulanases.

The term "xylanase" as used herein refers to xylanases (EC 3.2.1.32) which hydrolyse xylosidic linkages.

The further enzyme can be added together with any dough ingredient including the flour, water or optional other ingredients or additives, or the dough improving composition. The further enzyme can be added before the flour, water, and optionally other ingredients and additives or the dough improving composition. The further enzyme can be added after the flour, water, and optionally other ingredients and additives or the dough improving composition.

The further enzyme may conveniently be a liquid preparation. However, the composition may be conveniently in the form of a dry composition.

In some aspects of the present invention it may be found that some enzymes of the dough improving composition of the invention are capable of interacting with each other under the dough conditions to an extent where the effect on improvement of the rheological and/or machineability properties of a flour dough and/or the quality of the product made from dough by the enzymes is not only additive, but the effect is synergistic.

In relation to improvement of the product made from dough (finished product), it may be found that the combination results in a substantial synergistic effect in respect to crumb homogeneity as defined herein. Also, with respect to the specific volume of baked product a synergistic effect may be found.

#### Emulsifying Agent

The dough may further comprise a further emulsifier such as mono- or diglycerides, sugar esters of fatty acids, polyglycerol esters of fatty acids, lactic acid esters of monoglycerides, acetic acid esters of monoglycerides, polyoxethylene stearates, or lysolecithin. Among starch degrading enzymes, amylases are particularly useful as dough improving additives.  $\alpha$ -amylase breaks down starch into dextrans which are further broken down by  $\beta$ -amylase into maltose. Other useful starch degrading enzymes which may be added to a dough composition include glucoamylases and pullulanases. In the present context, further interesting enzymes are xylanases and other oxidoreductases such as glucose oxidase, pyranose oxidase and sulfhydryl oxidase.

Conventional emulsifiers used in making flour dough products include as examples monoglycerides, diacetyl tartaric acid esters of mono- and diglycerides of fatty acids, and lecithins e.g. obtained from soya.

The emulsifying agent may be an emulsifier per se or an agent that generates an emulsifier in situ.

Examples of emulsifying agents that can generate an emulsifier in situ include enzymes.

Preferably the emulsifying agent is a lipase.

#### Lipase

The term "lipase" as used herein refers to enzymes which are capable of hydrolysing carboxylic ester bonds to release carboxylate (EC 3.1.1). Examples of lipases include but are

not limited to triacylglycerol lipase (EC 3.1.1.3), galactolipase (EC 3.1.1.26), phospholipase (EC 3.1.1.32).

The lipase may be isolated and/or purified from natural sources or it may be prepared by use of recombinant DNA techniques.

Preferably the lipase is selected from the group comprising triacylglycerol lipase, a galactolipase, phospholipase.

More preferably the lipase(s) may be one or more of: triacylglycerol lipase (EC 3.1.1.3), phospholipase A2 (EC 3.1.1.4), galactolipase (EC 3.1.1.26), phospholipase A1 (EC 3.1.1.32), lipoprotein lipase A2 (EC 3.1.1.34).

The lipase may be a variant or derivative of a natural lipase.

For some aspects, preferably the lipase is a phospholipase (including a variant phospholipase).

Preferably the lipase is added in a substantially pure and/or substantially isolated form.

Lipases that are useful in the present invention can be derived from a bacterial species, a fungal species, a yeast species, an animal cell and a plant cell. Whereas the enzyme may be provided by cultivating cultures of such source organisms naturally producing lipase, it may be more convenient and cost-effective to produce it by means of genetically modified cells such as it is described WO 9800136. The term "derived" may imply that a gene coding for the lipase is isolated from a source organism and inserted into a host cell capable of expressing the gene.

WO 02/03805 teaches some of the sources of lipases. The lipases that are taught therein are incorporated herein by reference.

For some aspects of the present invention the lipase may be Lipopan F (supplied by Novozymes) or a variant thereof.

#### Dough Preparation

The dough is prepared by admixing flour, water, the oxidoreductase according to the invention or the dough improving composition and optionally other possible ingredients and additives. The oxidoreductase or dough improving composition can be added together with any dough ingredient including the flour, the water or dough ingredient mixture or with any additive or additive mixture. The dough improving composition can be added before the flour or water or optional other ingredients and additives. The dough improving composition can be added after the flour or water, or optional other ingredients and additives. The dough can be prepared by any conventional dough preparation method common in the baking industry or in any other industry making flour dough based products.

The dough of the invention generally comprises wheat meal or wheat flour and/or other types of meal, flour or starch such as corn flour, corn starch, maize flour, rice flour, rye meal, rye flour, oat flour, oat meal, soy flour, sorghum meal, sorghum flour, potato meal, potato flour or potato starch.

A preferred flour is wheat flour, but doughs comprising flour derived from other cereal species such as from rice, maize, corn, oat, barley, rye, durra, soy, sorghum and potato are also contemplated.

Preferably the flour dough comprises a hard flour.

The term "hard flour" as used herein refers to flour which has a higher protein content such as gluten than other flours and is suitable for the production of, for example, bread. The term "hard flour" as used herein is synonymous with the term "strong flour".

Preferably the flour dough comprises a hard wheat flour.

The invention also provides a pre-mix comprising flour together with the combination as described herein. The pre-mix may contain other dough-improving and/or bread-improving additives, e.g. any of the additives, including enzymes, mentioned herein.



The dough of the invention may be fresh, frozen, or part-baked.

The dough of the invention can be a leavened dough or a dough to be subjected to leavening. The dough may be leavened in various ways, such as by adding chemical leavening agents, e.g., sodium bicarbonate or by adding a leaven (fermenting dough), but it is preferred to leaven the dough by adding a suitable yeast culture, such as a culture of *Saccharomyces cerevisiae* (baker's yeast), e.g. a commercially available strain of *S. cerevisiae*.

The oxidoreductase or the dough improving composition can be added as a liquid preparation or in the form of a dry powder composition either comprising the enzyme as the sole active component or in admixture with one or more other dough ingredients or additive.

The amount of the enzyme component added normally is an amount which results in the presence in the finished dough of 1 to 10,000 units per kg of flour, preferably 5 to 5000 units such as 10 to 1000 units. In useful embodiments, the amount is in the range of 20 to 500 units per kg of flour. In the present context 1 oxidoreductase unit corresponds to the amount of enzyme which under specified conditions results in the conversion of 1  $\mu$ mole glucose per minute. The activity is stated as units per g of enzyme preparation.

#### Rheological Properties

The phrase "rheological properties" as used herein relates to the physical and chemical phenomena described herein which in combination will determine the performance of flour doughs and thereby also the quality of the resulting products.

The phrase "machineability of a flour dough" as used herein refers to the improved manipulation by machinery of the dough. The dough is less sticky compared to the dough without the addition of the combination.

In a further embodiment, the invention relates to improvement of the rheological characteristics of the dough including that the gluten index in the dough is increased by at least 5%, relative to a dough without addition of a combination, the gluten index is determined by means of a Glutomatic 2200 apparatus.

The phrase "rheological properties" as used herein refers to the effects of dough conditioners on dough strength and stability as the most important characteristics of flour doughs. According to American Association of Cereal Chemists (AACC) Method 36-01A the term "stability" can be defined as "the range of dough time over which a positive response is obtained and that property of a rounded dough by which it resists flattening under its own weight over a course of time". According to the same method, the term "response" is defined as "the reaction of dough to a known and specific stimulus, substance or set of conditions, usually determined by baking it in comparison with a control".

As it is mentioned herein, it is generally desirable to improve the baking performance of flour to achieve a dough with improved stretchability and thus having a desirable strength and stability by adding oxidising agents which cause the formation of protein disulphide bonds whereby the protein forms a more stable matrix resulting in a better dough quality and improvements of the volume and crumb structure of baked products.

The effect of the oxidoreductase or the dough improving composition on the rheological properties of the dough can be measured by standard methods according to the International Association of Cereal Chemistry (ICC) and the American Association of Cereal Chemistry (AACC) including the amylograph method (ICC 126), the farinograph method (AACC 54-21) and the extensigraph method (AACC 54-10). The extensigraph method measures e.g. the doughs ability to

retain gas evolved by yeast and the ability to withstand proofing. In effect, the extensigraph method measures the relative strength of a dough. A strong dough exhibits a higher and, in some cases, a longer extensigraph curve than does a weak dough. AACC method 54-10 defines the extensigraph in the following manner: "the extensigraph records a load-extension curve for a test piece of dough until it breaks. Characteristics of load-extension curves or extensigrams are used to assess general quality of flour and its responses to improving agents".

In a preferred embodiment of the invention, the resistance to extension of the dough in terms of the ratio between the resistance to extension (height of curve, B) and the extensibility (length of curve, C), i.e. the B/C ratio as measured by the AACC method 54-10 is increased by at least 10% relative to that of an otherwise similar dough not containing oxidoreductase. In more preferred embodiments, the resistance to extension is increased by at least 20%, such as at least 50% and in particular by at least 100%.

The method according to the invention can be used for any type of flour dough with the aims of improving the rheological properties hereof and the quality of the finished products made from the particular type of dough. Thus, the method is highly suitable for the making of conventional types of yeast leavened bread products including wheat flour based bread products such as loaves and rolls. However, it is contemplated that the method also can improve the properties of doughs in which leavening is caused by the addition of chemical leavening agents, including sweet bakery products such as cake products including as examples pound cakes and muffins, or scones.

#### Noodles

In one interesting aspect, the invention is used to improve the rheological properties of doughs intended for noodle products including "white noodles" and "chinese noodles" and to improve the textural qualities of the finished noodle products. A typical basic recipe for the manufacturing of noodles comprises the following ingredients: wheat flour 100 parts, salt 0.5 parts and water 33 parts. Furthermore, glycerol is often added to the noodle dough. The noodles are typically prepared by mixing the ingredients in an appropriate mixing apparatus followed by rolling out the noodle dough using an appropriate noodle machine to form the noodle strings which are subsequently air dried.

The quality of the finished noodles is assessed inter alia (i.a.) by their colour, cooking quality and texture. The noodles should cook as quickly as possible, remain firm after cooking and should preferably not lose any solids to the cooking water. On serving the noodles should preferably have a smooth and firm surface not showing stickiness and provide a firm "bite" and a good mouthfeel. Furthermore, it is important that the noodles have a light colour.

Since the appropriateness of wheat flour for providing noodles having the desired textural and eating qualities may vary according to the year and the growth area, it is usual to add noodle improvers to the dough in order to compensate for sub-optimal quality of the flour. Typically, such improvers will comprise dietary fiber substances, vegetable proteins, emulsifiers and hydrocolloids such as e.g. alginates, carrageenans, pectins, vegetable gums including guar gum and locust bean gum, and amylases, and glycerol.

It has been attempted to use glucose oxidase as a noodle improving agent. However, as mentioned above, the content of glucose may be so low in wheat flour that this enzyme will not be effective.

It is therefore an important aspect of the invention that the oxidoreductase according to the invention and the composi-



tion according to the invention is useful as a noodle improving agent, optionally in combination with glycerol and other components currently used to improve the quality of noodles. Thus, it is contemplated that noodles prepared in accordance with the above method will have improved properties with respect to colour, cooking and eating qualities including a firm, elastic and non-sticky texture and consistency.

#### Alimentary Paste Product

In a further useful embodiment the dough which is prepared by the method according to the invention is a dough for preparing an alimentary paste product. Such products which include as examples spaghetti and macaroni are typically prepared from a dough comprising as the main ingredients such as flour, eggs or egg powder and/or water. After mixing of the ingredient, the dough is formed to the desired type of paste product and air dried. It is contemplated that the addition of the combination to a paste dough, optionally in combination with its substrate, will have a significant improving effect on the extensibility and stability hereof resulting in finished paste product having textural and eating qualities.

In a further aspect of the invention there is provided a dough improving composition comprising the oxidoreductase according to the invention and at least one further dough ingredient or dough additive.

#### Bread

In the invention the improvement of the rheological properties of the dough include that the resistance to extension of the dough in terms of the ratio between resistance to extension (height of curve, B) and the extensibility (length of curve, C), i.e. the B/C ratio, as measured by the AACC method 54-10 is increased by at least 10% relative to that of an otherwise similar dough that does not comprise the combination and wherein the improvement of the quality of the finished product made from the dough is that the average pore diameter of the crumb of the bread made from the dough is reduced by at least 10%, relative to a bread which is made from a bread dough without addition of the combination.

In a further embodiment, the invention, implies that the improvement of the quality of the product made from the dough consists in that the pore homogeneity of the crumb of the bread made from the dough is increased by at least 5%, relative to a bread which is made from a bread dough without addition of the combination. The pore homogeneity of bread is conveniently measured by means of an image analyser composed of a standard CCD-video camera, a video digitiser and a personal computer with WinGrain software. Using such an analyzer, the results of pore diameter in mm and pore homogeneity can be calculated as an average of measurements from 10 slices of bread. The pore homogeneity is expressed in % of pores that are larger than 0.5 times the average of pore diameter and smaller than 2 times the average diameter.

Preferably, the dough is a yeast leavened dough. Although, it is preferred to use the method of the present invention for the manufacture of yeast leavened bread products such as bread loaves, rolls or toast bread, the use of the method for any other type of dough and dough based products such as noodle and pasta products and cakes, the quality of which can be improved by the addition of the combination according to the present invention, is also contemplated.

Preferably the method comprises a further step that the dough is baked to obtain a baked product.

Preferably, when the dough is a bread dough, the method comprises as a further step that the dough is baked to obtain a baked product. One particularly desired property of baked bread products is a high specific volume as defined in the examples. Accordingly, the addition of the combination of the

invention preferably results in an increase of the specific volume of the baked product that is at least 10%, relative to a baked product made under identical conditions except that the enzyme is not added. More preferably, the increase of the specific volume is at least 20% such as at least 30%, e.g. at least 40%. Alternatively, the dough is a dough selected from the group consisting of a pasta dough, a noodle dough, and a cake dough or batter.

The phrase "quality of the product" as used herein refers to the final and stable volume and/or crust colour and/or texture and taste.

The term "product made from dough" as used herein refers to a bread product such as in the form of loaves or rolls, french baguette type bread, pita bread, tacos and crisp bread. Preferably the term refers to cakes, pan-cakes, biscuits. More preferably the term refers to pasta. More preferably the term refers to noodles. More preferably the term refers to alimentary paste product.

In a preferred embodiment, the oxidoreductase is hexose oxidase. The further ingredients or additive can be any of the ingredients or additives which are described above. The composition may conveniently be a liquid preparation comprising the oxidoreductase. However, the composition is conveniently in the form of dry composition. It will be understood that the amount of oxidoreductase activity in the composition will depend on the types and amounts of the further ingredients or additives. However, the amount of oxidoreductase activity is preferably in the range of 10 to 100,000 units, preferably in the range of 100 to 50,000 units such as 1,000 to 10,000 units including 2,000 to 5,000 units.

Optionally, the composition may be in the form of a complete dough additive mixture or pre-mixture for a making a particular finished product and containing all of the dry ingredients and additives for such a dough. In specific embodiments, the composition may be one particularly useful for preparing a baking product or in the making of a noodle product or an alimentary paste product.

As mentioned above, the present invention provides a method for preparing a bakery product including the addition to the dough of an oxidoreductase such as e.g. hexose oxidase. In particular, this method results in bakery products such as the above mentioned products in which the specific volume is increased relative to an otherwise similar bakery product, prepared from a dough not containing oxidoreductase. It has been found that the addition of the composition of the present invention to bakery product doughs results in bakery products such as yeast leavened and chemically leavened products in which the specific volume is increased relative to an otherwise similar bakery product. In this context, the expression "specific volume" is used to indicate the ratio between volume and weight of the product. It has been found that, in accordance with the method described herein, the specific volume can be increased significantly such as by at least 10%, preferably by at least 20%, including by at least 30%, preferably by at least 40% and more preferably by at least 50%.

The present invention is highly suitable for improving the rheological and/or machineability properties and/or quality (e.g. volume) of the finished products (products made from the dough) of conventional types of yeast leavened bread products based on wheat Hour, such as loaves and rolls. The present invention is also suitable for improving the rheological properties of doughs containing chemical leavening agents (baking powder) and the quality (e.g. volume) of products made from such doughs. Such product include as examples breads, sponge cakes and muffins.



## Enzyme Amount

Preferably the or each enzyme is added in an amount from 1-1000 ppm, preferably 25-500 ppm, more preferably 50-300 ppm.

## Nucleotide Sequence

The enzyme need not be a native enzyme. In this regard, the term "native enzyme" means an entire enzyme that is in its native environment and when it has been expressed by its native nucleotide sequence.

The nucleotide sequence of the present invention may be prepared using recombinant DNA techniques (i.e. recombinant DNA). However, in an alternative embodiment of the invention, the nucleotide sequence could be synthesised, in whole or in part, using chemical methods well known in the art (see Caruthers M H et al (1980) Nuc Acids Res Symp Ser 215-23 and Horn T et al (1980) Nuc Acids Res Symp Ser 225-232).

## Amino Acid Sequences

The enzyme may be prepared/isolated from a suitable source, or it may be made synthetically or it may be prepared by use of recombinant DNA techniques.

## Variants/Homologues/Derivatives

The present invention also encompasses the use of variants, homologues and derivatives of any amino acid sequence of an enzyme of the present invention or of any nucleotide sequence encoding such an enzyme. Here, the term "homologue" means an entity having a certain homology with the subject amino acid sequences and the subject nucleotide sequences. Here, the term "homology" can be equated with "identity".

In the present context, an homologous sequence is taken to include an amino acid sequence which may be at least 75, 85 or 90% identical, preferably at least 95 or 98% identical to the subject sequence. Typically, the homologues will comprise the same active sites etc. as the subject amino acid sequence. Although homology can also be considered in terms of similarity (i.e. amino acid residues having similar chemical properties/functions), in the context of the present invention it is preferred to express homology in terms of sequence identity.

Homology comparisons can be conducted by eye, or more usually, with the aid of readily available sequence comparison programs. These commercially available computer programs can calculate % homology between two or more sequences.

The invention will now be described by way of illustration in the following non-limiting examples and the drawings, in which:

- FIG. 1 which is a photographic image of a bread;
- FIG. 2 which is a photographic image of a bread; and
- FIG. 3 which is a photographic image of a bread.

## EXAMPLE 1

1.1. Purification of Hexose Oxidase from *Chondrus crispus*

A purified hexose oxidase preparation was obtained using the below extraction and purification procedures. During these procedures and the following characterizations of the purified enzyme, the following assay for determination of hexose oxidase activity was used:

## 1.1.1. Assay of Hexose Oxidase Activity

The assay was based on the method described by Sullivan and Ikawa (Biochimica et Biophysica Acta, 1973, 309:11-22), but modified to run in microtiter plates. An assay mixture contained 150  $\mu$ l  $\beta$ -D-glucose (0.1 M in 0.1 M sodium phosphate buffer, pH 6.3), 120  $\mu$ l 0.1 M sodium phosphate buffer, pH 6.3, 10  $\mu$ l o-dianisidinedihydrochloride (Sigma D-3252, 3.0 mg/ml in H<sub>2</sub>O), 10  $\mu$ l peroxidase (POD) (Sigma P-8125,

0.1 ml in 0.1 M sodium phosphate buffer, pH 6.3) and 10  $\mu$ l enzyme (HOX) solution. Blanks were made by adding buffer in place of enzyme solution.

The incubation was started by the addition of glucose. After 15 minutes of incubation at 25° C. the absorbance at 405 nm was read in an ELISA reader. A standard curve was constructed using varying concentrations of H<sub>2</sub>O<sub>2</sub> in place of the enzyme solution.

The reaction can be described in the following manner:

HOX

$\beta$ -D-glucose+H<sub>2</sub>O+O<sub>2</sub>->gluconic acid+H<sub>2</sub>O<sub>2</sub>

H<sub>2</sub>O<sub>2</sub>+ $\beta$ -dianisidine<sub>red</sub>->2H<sub>2</sub>O+o-dianisidine<sub>ox</sub>

Oxidized o-dianisidine has a yellow colour absorbing at 405 nm.

## 1.1.2. Extraction

Fresh *Chondrus crispus* fronds were harvested along the coast of Brittany, France. This fresh material was homogenized in a pin mill (Alpine). To a 100 g sample of the resulting homogenized frond material was added 300 ml of 0.1 M sodium phosphate buffer, pH 6.8. The mixture was subsequently sonicated in a sonication bath for 5 minutes and then extracted under constant rotation for 4 days at 5° C., followed by centrifugation of the mixture at 47,000 $\times$ g for 20 minutes.

300 ml of the resulting clear pink supernatant was desalted by ultrafiltration using an Amicon ultrafiltration unit equipped with an Omega (10 kD cut off, Filtron) ultrafiltration membrane.

## 1.1.3. Anion Exchange Step

The retentate resulting from 1.1.2 was applied to a 5 $\times$ 10 cm column with 200 ml Q-Sepharose FF equilibrated in 20 mM triethanolamine, pH 7.3. The column was washed with the equilibration buffer and hexose oxidase eluted with a 450 ml gradient of 0 to 1 M of NaCl in equilibration buffer. The column was eluted at 6 ml/minute, and fractions of 14 ml collected. Fractions 9-17 (total 125 ml) were pooled and concentrated by ultrafiltration using an Amicon 8400 unit equipped with an Omega (10 kD cut off, Filtron) ultrafiltration membrane to 7.5 ml.

## 1.1.4. Gel Filtration

The above 7.5 ml retentate was applied to a Superdex 200 2.6 $\times$ 60 cm gel filtration column equilibrated in 50 mM sodium phosphate buffer, pH 6.4 and eluted at a flow rate of 1 ml/-minute. Fractions of 4 ml were collected. Fractions 17-28 (total volume 50 ml) containing the hexose oxidase activity were pooled.

## 1.1.5. Hydrophobic Interaction Chromatography

To the pool resulting from the gel filtration step 1.1.4 ammonium sulphate was added to a final concentration of 2 M. This mixture was then applied to a 1.6 $\times$ 16 cm column with 32 ml phenyl sepharose equilibrated in 20 mM sodium phosphate buffer, pH 6.3 and 2 M (NH<sub>4</sub>)<sub>2</sub>SO<sub>4</sub>. The column was washed with equilibration buffer followed by elution of hexose oxidase at a flow rate of 2 ml/minute using a 140 linear gradient from 2 M to 0 M (NH<sub>4</sub>)<sub>2</sub>SO<sub>4</sub> in 20 mM sodium phosphate buffer. Fractions of 4 ml were collected and fractions 24-33 containing the hexose oxidase activity were pooled.

The above mentioned pink colour accompanies the enzyme, but it is separated from hexose oxidase in this purification step.

## 1.1.6. Mono Q Anion Exchange

The above pool resulting from the above phenyl sepharose chromatography step was desalted by ultrafiltration as described above. 2 ml of this pool was applied to a Mono Q HR 5/5 column equilibrated in 20 mM triethanolamine, pH 7.3. The column was subsequently eluted using a 45 ml linear



gradient from 0 to 0.65 M NaCl in equilibration buffer at a flow rate 1.5 ml/minute. Fractions of 1.5 ml were collected and fractions 14-24 were pooled.

#### 1.1.7. Mono P Anion Exchange

The hexose oxidase-containing pool from the above step 1.1.6 was applied to a Mono P HR 5/5 column equilibrated in 20 mM bis-Tris buffer, pH 6.5. The enzyme was eluted using a 45 ml linear gradient from 0 to 0.65 M NaCl in equilibration buffer at a flow rate of 1.5 ml/minute, and fractions of 0.75 ml were collected. The highest hexose oxidase activity was found in fraction 12.

#### 1.2. Characterization of the Purified Hexose Oxidase

The hexose oxidase-containing pools from the above steps 1.1.6 and 1.1.7 were used in the below characterization experiments:

##### 1.2.1. Determination of Molecular Weight

The size of the purified native hexose oxidase was determined by gel permeation chromatography using a Superose 6 HR 10/30 column at a flow rate of 0.5 ml/minute in 50 mM sodium phosphate buffer, pH 6.4. Ferritin (440 kD), catalase (232 kD), aldolase (158 kD), bovine serum albumin (67 kD) and chymotrypsinogen (25 kD) were used as size standards. The molecular weight of the purified hexose oxidase was determined to be 120+10 kD.

##### 1.2.2. Determination of pH Optimum

Assay mixtures for the determination of pH optimum (final volume 300  $\mu$ l) contained 120  $\mu$ l of 0.1 M stock solution of sodium phosphate/citrate buffer of varying pH values. All other assay mixture components were dissolved in H<sub>2</sub>O. The pH was determined in the diluted stock buffer solutions at 25° C. The hexose oxidase showed enzymatic activity from pH 3 to pH 8, but with optimum in the range of 3.5 to 5.5.

##### 1.2.3. $K_m$ of the Hexose Oxidase for Glucose and Maltose Respectively

Kinetic data were fitted to  $V = V_{max}S/(K_m + S)$ , where  $V_{max}$  is the maximum velocity, S is the substrate concentration and  $K_m$  is the concentration giving 50% of the maximum rate (Michaelis constant) using the EZ-FIT curve fitting micro-computer programme (Perrella, F. W., 1988, Analytical Biochemistry, 174:437-447).

A typical hyperbolic saturation curve was obtained for the enzyme activity as a function of glucose and maltose, respectively.  $K_m$  for glucose was calculated to be 2.7 mM $\pm$ 0.7 mM and for maltose the  $K_m$  was found to be 43.7 $\pm$ 5.6 mM.

## EXAMPLE 2

### Dough Improving Effect of Hexose Oxidase Extracted from *Chondrus crispus*

#### 2.1. Purification of Hexose Oxidase from *Chondrus crispus*

For this experiment, hexose oxidase was prepared in the following manner:

Fresh *Chondrus crispus* material was collected at the coast of Brittany, France. The material was freeze-dried and subsequently ground. 40 g of this ground material was suspended in 1000 ml of 20 mM triethanolamine (TEA) buffer, pH 7.3 and left to stand at 5° C. for about 64 hours with gentle agitation and then centrifuged at 2000 $\times$ g for 10 minutes. The supernatant was filtered through GF/A and GF/C glass filters followed by filtering through a 45  $\mu$ m pore size filter to obtain a filtrate preparation of 800 ml having hexose oxidase activity corresponding to a glucose oxidase activity of 0.44 units per g of preparation. The activity was determined using the below procedure.

The supernatant was applied onto a 330 ml bed volume chromatographic column with anionic exchange Q Sepharose

Big Beads (dead volume 120 ml). The bound proteins were eluted over 180 minutes using a gradient from 0 to 0.5 M NaCl in 20 mM TEA buffer, pH 7.3 followed by 1 M NaCl in 20 mM TEA buffer, and fractions of 9 ml were collected and analyzed for hexose oxidase activity using the below analytical procedure.

Hexose oxidase activity-containing fractions 60-83 were pooled (about 250 ml) and concentrated and desalted by ultrafiltration to about 25 ml. This step was repeated twice on the retentates to which was added 100 ml 0.05 mM TEA. The resulting retentate of 25 ml contained 0.95 glucose oxidase activity units per g.

#### 2.2. Determination of Glucose Oxidase Activity

Definition: 1 glucose oxidase (GOD) unit corresponds to the amount of enzyme which under the specified conditions results in the conversion of 1  $\mu$ mole glucose per min. The activity is stated as units per g of enzyme preparation.

Reagents: (i) Buffer: 20 g Na<sub>2</sub>HPO<sub>4</sub>-2H<sub>2</sub>O is dissolved in 900 ml distilled water, pH is adjusted to 6.5; (ii) dye reagent (stock solution): 200 mg of 2,6-dichloro-phenol-indophenol, Sigma No. D-1878 is dissolved in 1000 ml distilled water under vigorous agitation for 1 hour; (iii) peroxidase (stock solution): Boehringer Mannheim No. 127 361, 10,000 units is dissolved in 10 ml distilled water and 4.2 g of ammonium sulphate added; (iv) substrate: 10% w/v D-glucose solution in buffer, (v) standard enzyme: hydrazase #1423 from Amano.

Analytical principle and procedure: Glucose is converted to gluconic acid and H<sub>2</sub>O<sub>2</sub> which is subsequently converted by peroxidase to H<sub>2</sub>O and O<sub>2</sub>. The generated oxygen oxidizes the blue dye reagent 2,6-dichloro-phenol-indophenol which thereby changes its colour to purple. The oxidized colour is measured spectrophotometrically at 590 nm and the enzymatic activity values calculated relative to a standard.

#### 2.3. The Effect of the Hexose Oxidase Preparation on Crosslinking between Thiol Groups in a Wheat Flour Based Dough

The effect of hexose oxidase on the formation of thiol group cross-linking was studied by measuring the content of free thiol groups in a dough prepared from 1500 g of wheat flour, 400 Brabender Units (BU) of water, 90 g of yeast, 20 g of sucrose and 20 g of salt to which was added 0, 100, 250, 875 and 1250 units per kg of flour, respectively of the above hexose oxidase preparation. The measurement was carried out essentially in accordance with the colorimetric method of Ellman (1958) as also described in Cereal Chemistry, 1983, 70, 22-26. This method is based on the principle that 5,5'-dithio-bis(2-nitrobenzoic acid) (DTNB) reacts with thiol groups in the dough to form a highly coloured anion of 2-nitro-5-mercapto-benzoic acid, which is measured spectrophotometrically at 412 nm.

Assuming that the relative change of the amount of thiol groups in a dough is reflected as the change in the optical density (OD) resulting from the reaction between thiol groups and DTNB in the dough, the following results were obtained:

Hexose oxidase GOD units/kg flour	OD <sub>412</sub>
0	0.297
100	0.285
250	0.265
875	0.187
1250	0.138



Thus, this experiment showed a significant decrease in OD indicating a reduction of the content of free thiol groups which was proportionate to the amount of hexose oxidase activity added.

#### 2.4. Improvement of the Rheological Characteristics of Dough by the Addition of Hexose Oxidase

The above dough was subjected to extensigraph measurements according to AACC Method 54-10 with and without the addition of an amount of the hexose oxidase preparation corresponding to 100 units/kg flour of hexose oxidase activity. The dough without addition of enzyme served as a control.

The principle of the above method is that the dough after forming is subjected to a load-extension test after resting at 30° C. for 45, 90, 135 and 180 minutes, respectively, using an extensigraph capable of recording a load-extension curve (extensigram) which is an indication of the doughs resistance to physical deformation when stretched. From this curve, the resistance to extension, B (height of curve) and the extensibility, C (total length of curve) can be calculated. The B/C ratio (D) is an indication of the baking strength of the flour dough.

The results of the experiment is summarized in Table 2.1 below.

TABLE 2.1

Extensigraph measurements of dough supplemented with 100 GOD units/kg flour of hexose oxidase (HOX).				
Sample	Time, min	B	C	D = B/C
Control	45	230	180	1.3
HOX	45	320	180	1.8
Control	90	290	161	1.8
HOX	90	450	148	3.0
Control	135	290	167	1.7
HOX	135	490	146	3.4
Control	180	300	168	1.8
HOX	180	500	154	3.2

It is apparent from this table that the addition of hexose oxidase (HOX) has an improving effect on the doughs resistance to extension as indicated by the increase in B-values. This is reflected in almost a doubling of the B/C ratio as a clear indication that the baking strength of the flour is significantly enhanced by the hexose oxidase addition.

In a similar experiment, 100 units/kg flour of a commercial glucose oxidase product was added and the above parameters measured in the same manner using a dough without enzyme addition as a control. The results of this experiment is shown in Table 2.2 below:

TABLE 2.2

Extensigraph measurements of dough supplemented with 100 GOD units/kg flour of glucose oxidase (GOX).				
Sample	Time, min	B	C	D = B/C
Control	45	240	180	1.3
GOX	45	290	170	1.7
Control	90	260	175	1.5
GOX	90	360	156	2.3
Control	135	270	171	1.6
GOX	135	420	141	3.0

When the results for the above two experiments are compared with regard to differences between control dough and the hexose oxidase or glucose oxidase supplemented doughs it appeared that hexose oxidase has a stronger strengthening

effect than glucose oxidase. Furthermore, the B/C ratio increased more rapidly with hexose oxidase relative to glucose oxidase which is a clear indication that enhancement of the baking strength is being conferred more efficiently by hexose oxidase than by glucose oxidase.

#### EXAMPLE 3

##### Dough Improving Effect of Hexose Oxidase Extracted from Chondrus crispus

For this experiment fresh Chondrus crispus seaweed fronds were harvested along the coast of Hirsholmene, Denmark. Hexose oxidase was isolated using two different extraction procedures, and the materials from both were pooled for the below dough improving experiment.

##### 3.1. Purification of Hexose Oxidase from Chondrus crispus I

954 g of the fresh fronds was rinsed in distilled water, dried with a towel and stored in liquid nitrogen. The seaweed was blended using a Waring blender and 1908 ml of 0.1 M sodium phosphate buffer, 1 M NaCl, pH 6.8 was added to the blended seaweed. The mixture was extracted under constant stirring for 4 days at 5° C., followed by centrifugation of the mixture at 20,000×g for 30 minutes.

The resulting 1910 ml supernatant (351.1 U/ml) was concentrated to 440 ml at 40° C. in a Buchi Rotavapor R110. The concentrate was ammonium sulphate fractionated to 25%. The mixture was stirred for 30 minutes and centrifuged for 20 minutes at 47,000×g. The supernatant (395 ml) was dialysed overnight against 20 l of 10 mM triethanolamine (TEA) buffer, pH 7.3 to a final volume of 610 ml (367.1 U/ml).

The above 610 ml was applied in two runs to a 2.6×25 cm column with 130 ml Q-Sepharose FF equilibrated in 20 mM TEA buffer, pH 7.3. The column was washed with the equilibration buffer and the bound proteins were eluted using 800 ml gradient from 0 to 0.8 M NaCl in equilibration buffer. The column was eluted at 4 ml/minute and fractions of 12 ml collected. Fractions containing the hexose oxidase activity were collected and pooled to a final volume of 545 ml (241.4 U/ml).

##### 3.2. Purification of Hexose Oxidase from Chondrus crispus II

1250 g of the fresh fronds was rinsed in distilled water, dried with a towel and stored in liquid nitrogen. The seaweed was blended in a Waring blender followed by the addition of 2500 ml 0.1 M sodium phosphate buffer, 1 M NaCl, pH 6.8. The mixture was extracted under continuous stirring for 4 days at 5° C. followed by centrifugation at 20,000×g for 30 minutes.

The resulting 2200 ml supernatant (332.8 U/ml) was concentrated to 445 ml at 40° C. using a Buchi Rotavapor R110. The resulting concentrate was ammonium sulphate fractionated to 25%. The mixture was stirred for 30 minutes and centrifuged for 20 minutes at 47,000×g. The precipitate was discarded. The 380 ml supernatant was dialysed overnight against 20 l 10 mM TEA buffer, pH 7.3, to a final volume of 850 ml (319.2 U/ml).

The above 850 ml was applied to a 2.6×25 cm column with 130 ml Q-Sepharose FF equilibrated in 20 mM TEA buffer, pH 7.3.

The column was washed with the equilibration buffer and the bound proteins were eluted using 800 ml gradient from 0 to 0.8 M NaCl in equilibration buffer. The column was eluted at 4 ml/minute and fractions of 12 ml collected. Fractions containing the hexose oxidase activity were collected and pooled to a final volume of 288 ml.

The retentate from the above step was applied to a 2.6×31 cm column with 185 ml metal chelating sepharose FF loaded



with  $\text{Ni}^{2+}$  and equilibrated in 50 mM sodium phosphate, 1 M NaCl, pH 7.4. The bound proteins were eluted with a 740 ml gradient of 0 to 35 mM imidazole, pH 4.7 in equilibration buffer. The column was eluted at 2 ml/minute and fractions of 11 ml was collected. Fractions 41-54 (140 ml, 352.3 U/ml) were pooled. Some hexose oxidase did run through the column.

### 3.3. Pooling and Concentrating of Extracts

The run through and the 140 ml from purification II and the 545 ml from purification I were pooled to a final volume of 1120 ml (303.6 U/ml). The 1120 ml was rotation evaporated into a volume of 210 ml followed by dialysis overnight 30 against 20 l of 10 mM TEA buffer, pH 7.3, to a final volume of 207 ml (1200.4 U/ml)

#### 3.3.1. Anion Exchange Step

The retentate resulting from the above step was applied to a 2.6×25 cm column with 130 ml Q-sepharose FF equilibrated in 20 mM triethanolamine, pH 7.3. The column was washed with the equilibration buffer and the bound proteins eluted using 800 ml gradient from 0 to 0.8 M NaCl in equilibration buffer. The column was eluted at 4 ml/minute and fractions of 12 ml collected. Fractions 30-50 containing the hexose oxidase activity (260 ml, 764.1 U/ml) were collected and pooled.

#### 3.3.2. Other Enzyme Activity

The above pooled solution was tested for the following enzymatic side activities catalase, protease, xylanase,  $\alpha$ - and  $\beta$ -amylase and lipase. None of these activities were found in the solution.

### 3.4. Improvement of the Rheological Characteristics of Dough by the Addition of Hexose Oxidase

A dough was prepared from wheat flour, water and salt and 0, 72, 216 and 360 units per kg of flour, respectively of the above hexose oxidase preparation was added hereto. The dough without addition of enzyme served as a control. In addition two doughs were prepared to which was added 216 and 360 units per kg of flour respectively, of Gluzyme, a glucose oxidase available from Novo Nordisk A/S. Denmark.

The doughs were subjected to extensigraph measurements according to a modification of the above AACC Method 54-10. The results of the experiment are summarized in Table 3.1 below.

TABLE 3.1

Extensigraph measurements of dough supplemented with hexose oxidase (HOX) or glucose oxidase (units per kg flour)				
Sample	Time, Min	B	C	D = B/C
Control	45	250	158	1.6
HOX 72 U/kg	45	330	156	2.1
HOX 216 U/kg	45	460	153	3.0
HOX 360 U/kg	45	580	130	4.5
Gluzyme 72 U/kg	45	350	159	2.2
Gluzyme 216 U/kg	45	340	148	2.3
Gluzyme 360 U/kg	45	480	157	3.1
Control	90	290	164	1.8
HOX 72 U/kg	90	470	145	3.2
HOX 216 U/kg	90	650	142	4.6
HOX 360 U/kg	90	870	116	7.5
Gluzyme 72 U/kg	90	450	147	3.1
Gluzyme 216 U/kg	90	480	138	3.5
Gluzyme 360 U/kg	90	500	152	3.2
Control	135	330	156	2.1
HOX 72 U/kg	135	540	129	4.2
HOX 216 U/kg	135	750	125	6.0
HOX 360 U/kg	135	880	117	7.5
Gluzyme 72 U/kg	135	510	136	3.8
Gluzyme 216 U/kg	135	550	122	4.5
Gluzyme 360 U/kg	135	560	121	4.6

It is evident from the above table that the addition of hexose oxidase (HOX) or glucose oxidase had an improving effect on the resistance of doughs to extension as indicated by the increase in B-values. This is reflected in an increase of the B/C ratio as a clear indication that the baking strength of the flour was enhanced significantly by the addition of enzymes.

It is also evident that the hexose oxidase had a higher strengthening effect than glucose oxidase. Furthermore, the B/C ratio increased more rapidly with hexose oxidase relative to glucose oxidase which is a clear indication that enhancement of the baking strength is being conferred more efficiently by hexose oxidase than by glucose oxidase.

## EXAMPLE 4

### Dough Improving Effect of Hexose Oxidase Extracted from *Chondrus crispus*

#### 4.1. Purification of Hexose Oxidase from *Chondrus crispus*

Fresh *Chondrus crispus* fronds were harvested along the coast of Brittany, France. 2285 g of this fresh material was rinsed in distilled water, dried with a towel and stored in liquid nitrogen. The seaweed was blended in a Waring blender followed by addition of 4570 ml 0.1 M sodium phosphate buffer, 1 M NaCl pH 6.8. The mixture was extracted under continuous magnetic stirring for 4 days at 5° C. followed by centrifugation at 20,000×g for 30 minutes.

The resulting 4930 ml supernatant (624.4 U/ml) was concentrated to 1508 ml at 40° C. using a Buchi Rotavapor R110. The obtained concentrate was polyethylenglycol fractionated to 3% (w/v). The mixture was stirred for 30 minutes and centrifuged for 30 minutes at 47,000×g. The pellet was discarded. The 1470 ml supernatant (2118.7 U/ml) was PEG fractionated to 24%. The mixture was stirred for 30 minutes and centrifuged for 30 minutes at 47,000×g. The supernatant was discarded and the 414.15 g of precipitate was resuspended in 200 ml 20 mM TEA buffer, pH 7.3, followed by dialysis over night at 5° C. against 20 l 10 mM TEA buffer, pH 7.3.

After dialysis the volume was 650 ml (2968.6 U/ml). The suspension was centrifuged for 30 minutes at 20,000×g. The precipitate was discarded and the supernatant was diluted to 3200 ml with distilled water.

The above 3200 ml (829.9 U/ml) was applied to a 10×14 cm column with 1100 ml Q-Sepharose FF equilibrated in 20 mM TEA buffer, pH 7.3. The column was washed with the equilibration buffer and the bound proteins were eluted using 15,000 ml gradient from 0 to 0.8 M NaCl in equilibration buffer. The column was eluted at 50 ml/minute. Hexose oxidase did run through the column and 840 ml of this was collected.

The 840 ml suspension was treated with kieselguhr and concentrated to 335 ml (2693.3 U/ml).

The above 335 ml was applied to a 3 l Sephadex G25C desalting column 10×40 cm. The column was equilibrated in 20 mM TEA buffer, pH 7.3, eluted at a flow rate of 100 ml/minute and 970 ml eluate was collected. This eluate was applied to a 10×14 cm column with 1100 ml Q-Sepharose FF equilibrated in 20 mM TEA, pH 7.3. The column was washed with the equilibration buffer and bound proteins eluted using a 15,000 ml gradient of 0 to 0.8 M NaCl in equilibration buffer. The column was eluted at 50 ml/min. Hexose oxidase did run through the column and 1035 ml of this was collected.

To the above eluate (1035 ml) ammonium sulphate was added to a final concentration of 2 M. The mixture was then applied in two runs to a 5×10 cm column with 200 ml phenyl sepharose HP equilibrated in 25 mM sodium phosphate buffer, pH 6.3 and 2 M  $(\text{NH}_4)_2\text{SO}_4$ . The column was washed with equilibration buffer followed by eluting the bound proteins at a flow rate of 50 ml/minute using 5,000 ml gradient



## 23

from 2 M to 0 M  $(\text{NH}_4)_2\text{SO}_4$  in 25 mM sodium phosphate buffer. Fractions of 500 and 29 ml, respectively were collected from run 1 and 2. Fraction 5 in run 1 and fractions 27-42 in run 2 containing the hexose oxidase activity were pooled to a total of 1050 ml (563.9 U/ml).

The above pool was desalted by a 3 l Sephadex G25C gel filtration column. The column was equilibrated in 20 mM TEA buffer, pH 7.3, eluted at a flow rate of 100 ml/minute and 1,000 ml eluate was collected.

The 1,000 ml eluate was concentrated to 202 ml (2310.2 U/ml) and this preparation was used for following rheology testing.

#### 4.2. Improvement of the Rheological Characteristics of Dough by the Addition of Hexose Oxidase

A dough was prepared from wheat flour, water and salt and 0, 288, 504 and 720 oxidoreductase units per kg of flour, respectively of the above hexose oxidase preparation was added hereto. The dough without addition of enzyme served as a control. In addition two doughs were prepared to which was added 288 and 504 oxidoreductase units per kg of flour respectively, of Gluzyme, a glucose oxidase available from Novo Nordisk A/S. Denmark.

The doughs were subjected to extensigraph measurements according to a modification of AACC Method 54-10.

The results of the experiment are summarized in Table 4.1 below.

TABLE 4.1

Extensigraph measurements of dough supplemented with hexose oxidase (HOX) or glucose oxidase (Units per kg flour).				
Sample	Time, Min	B	C	D = B/C
Control	45	210	171	1.2
HOX 288 U/kg	45	490	139	3.5
HOX 504 U/kg	45	640	122	5.2
HOX 720 U/kg	45	730	109	6.7
Gluzyme 288 U/kg	45	350	165	2.1
Gluzyme 504 U/kg	45	385	153	2.5
Gluzyme 720 U/kg	45	435	148	2.9
Control	90	275	182	1.5
HOX 288 U/kg	90	710	130	5.5
HOX 504 U/kg	90	825	106	7.8
HOX 720 U/kg	90	905	107	8.5
Gluzyme 288 U/kg	90	465	153	3.0
Gluzyme 504 U/kg	90	515	135	3.8
Gluzyme 720 U/kg	90	540	140	3.9
Control	135	280	175	1.6
HOX 288 U/kg	135	745	102	7.3
HOX 504 U/kg	135	920	94	9.8
HOX 720 U/kg	135	—	80	—
Gluzyme 288 U/kg	135	525	129	4.1
Gluzyme 504 U/kg	135	595	129	4.6
Gluzyme 720 U/kg	135	630	121	5.2

It is apparent from the above results that the addition of hexose oxidase (HOX) or glucose oxidase has an improving effect on the resistance of doughs to extension as indicated by the increase in B-values. This is reflected in an increase of the B/C ratio.

It is also apparent that hexose oxidase has a stronger strengthening effect than that of glucose oxidase, the strengthening effect of both enzymes being proportional to the amount of enzyme added. Furthermore, the B/C ratio increased more rapidly with hexose oxidase relative to glucose oxidase which is a clear indication that enhancement of the baking strength is being conferred more efficiently by hexose oxidase than by glucose oxidase.

## 24

## EXAMPLE 5

#### Improving Effect of Hexose Oxidase Extracted from *Chondrus crispus* on the Specific Volume of Bread

5.1. Purification of Hexose Oxidase from *Chondrus crispus*  
Fresh *Chondrus crispus* fronds were harvested along the coast of Brittany, France. 2191 g of this fresh material was rinsed in distilled water, dried with a towel and stored in liquid nitrogen. The seaweed was blended in a Waring blender followed by addition of 4382 ml 0.1 M sodium phosphate buffer, 1 M NaCl and pH 6.8. The mixture was extracted under continuously magnetic stirring for 4 days at 5° C. followed by centrifugation at 20,000×g for 20 minutes.

The resulting 4600 ml supernatant (746.1 U/ml) was concentrated to 850 ml at 40° C. in a Buchi Rotavapor R110. This concentrate (3626.9 U/ml) was polyethylene glycol fractionated to 3% (w/v). The mixture was stirred for 30 minutes and centrifuged for 30 minutes at 20,000×g. The precipitate was discarded. The 705 ml supernatant (2489.8 U/ml) was PEG fractionated to 25%. The mixture was stirred for 30 minutes and centrifuged for 30 minutes at 20,000×g. The supernatant was discarded and the 341 g of precipitate was resuspended in 225 ml 20 mM TEA buffer, pH 7.3. The suspension (500 ml) was desalted on a 3 l Sephadex G25C desalting column 10×40 cm. The column was equilibrated in 20 mM TEA buffer, pH 7.3, and eluted at a flow rate of 100 ml/minute. 1605 ml eluate was collected.

To the above eluate (687.5 U/ml) ammonium sulphate was added to a final concentration of 2M. The mixture was then applied in two runs to a 5×10 cm column with 200 ml phenyl sepharose HP equilibrated in 25 mM sodium phosphate buffer, pH 6.3 and 2 M  $(\text{NH}_4)_2\text{SO}_4$ . The column was washed with equilibration buffer followed by elution of the bound proteins at a flow rate of 50 ml/minute using 5,000 ml gradient from 2 M to 0 M  $(\text{NH}_4)_2\text{SO}_4$  in 25 mM sodium phosphate buffer. Fractions of 29 ml was collected. Fractions 85-105 in run 1 and fractions 36-69 in run 2 containing the hexose activity were pooled to a total of 1485 ml (194.7 U/ml).

The above pool was desalted by a 3 l Sephadex G25C gel filtration column, the same as used in 4.1. The column was equilibrated in 20 mM TEA buffer, pH 7.3, and eluted at a flow rate of 100 ml/minute. 1,200 ml eluate was collected.

The 1,200 ml eluate was concentrated to 685 ml (726.2 U/ml) and used for baking experiments.

#### 5.2. Improvement of the Specific Volume of Bread by Adding Hexose Oxidase to the Dough

A dough was prepared from 1500 g of flour, 90 g of yeast, 24 g of salt, 24 g of sugar and 400 BU of water and 0 or 108 units of the above purified hexose oxidase and 108 units of Gluzyme (glucose oxidase available from Novo Nordisk, Denmark) per kg flour, respectively was added hereto. The dough was mixed on a Hobart mixer for 2+9 minutes at 26° C. and divided into two parts followed by resting for 10 minutes at 30° C. in a heating cabinet, moulding with a Fortuna 3/17/7 and proofing for 45 minutes at 34° C. and 85% RH. The thus proofed dough was baked at 220° C. for 17 minutes with 12 sec. steam in a Bago oven.

The results of the experiment are summarized in table 5.1 below.

TABLE 5.1

Improvement of specific volumes of bread prepared from dough supplemented with hexose oxidase or glucose oxidase (Units per kg flour)			
	Total volume	Total weight	Specific volume
control	5325	1027	5.18
Hexose oxidase 108 U/kg	6650	1036	6.41
Gluzyme 108 U/kg	6075	1030	5.89



It is evident from the above table that the addition of hexose oxidase or glucose oxidase had an increasing effect on the total volume, the weight being essentially the same. This is reflected in an increase of the specific volume as compared to the bread baked without addition of enzymes.

It is also evident that hexose oxidase has a significantly larger effect on the increase of the specific volume than had glucose oxidase at the same dosage.

#### EXAMPLE 6

##### Characterization of the Purified Hexose Oxidase

Preparations from the above purifications were used for characterization of hexose oxidase.

##### 6.1. Staining for Hexose Activity After Non-Denaturing PAGE

Hexose oxidase activity was analyzed by native PAGE using precast 8-16% Tris-glycine Novex gels according to the manufactures instructions (Novex, San Diego, USA). After electrophoresis the gels were stained for hexose oxidase activity by incubation of the gel in a solution containing 50 mM sodium phosphate buffer, pH 6.0, 100 mM glucose, 50 mg/l phenazine methosulphate (Sigma P9625) and 250 mg/l nitroblue tetrazolium (Sigma N6876) as described in the PhD thesis by Witteveen, C. F. B. (1993) "Gluconate formation and polyol metabolism in *Aspergillus niger*". After about 30 minutes the hexose oxidase activity was visible as a double band very close to each other. The same double band was also seen when a native PAGE of hexose oxidase was silver stained. The molecular weight of purified hexose oxidase was determined to 144 kD by native PAGE. Half the gel was silver stained, the other half was activity stained. As standards were used bovine serum albumin (67 kD), lactate dehydrogenase (140 kD), catalase (232 kD), ferritin (440 kD) and thyroglobulin (669 kD).

##### 6.2 Determination of Molecular Weight by SDS-Page

The molecular weight was also determined on material which was first applied to a native PAGE as described above, after activity staining the hexose oxidase band was excised from the gel and then electroeluted using an Electro-Eluter (model 422, Bio-Rad, CA, USA) according to the manufacturer's recommendations. The electroeluted protein was subjected to SDS-PAGE and silver stained. This material gave "one" double band at about 70 kDa in SDS-PAGE gels. The electroeluted hexose oxidase is therefore a dimer of two sub-units.

##### 6.3 Determination of pI of Hexose Oxidase

Samples containing hexose oxidase activity were analyzed by isoelectric focusing (IEF) using a precast 3-10 IEF gel according to the manufacturer's recommendations (Novex, San Diego, US). After electrophoresis half of the gel was silver stained and the other half nitroblue tetrazolium stained as described in 6.1.

Hexose oxidase stained as a double band. The pI of the first band was 4.79, pI of the second band was 4.64. As standards were used trypsinogen (9.30), lentil lectin basic band (8.65), lentil lectin middle band (8.45), lentil lectin acid band (8.15), horse myoglobin acidic band (6.85), human carbonic anhydrase B (5.85),  $\beta$ -lactoglobulin A (5.20), soy bean trypsin inhibitor (4.55) and amyloglucosidase (3.50).

##### 6.4 Determination of Km Hexose Oxidase for Different Sugars

Km of hexose oxidase was determined for 7 different sugars as described in 1.2.3. Results are summarized in table 6.1 below.

TABLE 6.1

Determination of Km of hexose oxidase for different sugars		
Substrate	Km (mM)	cv (mM)
D-glucose	2.7	0.7
D-galactose	3.6	1
cellobiose	20.2	7.8
maltose	43.7	5.6
lactose	90.3	20.6
xylose	102	26
arabinose	531	158

(cv = coefficient of variation)

##### 6.5 Determination of a Peptide Sequence of Hexose Oxidase

50  $\mu$ l from the electroeluted mixture in 6.2 was suspended in 450  $\mu$ l 0.1% trifluoroacetic acid (TFA).

To remove the Tris, glycine and SDS, the above mixture was subjected to chromatography on reverse-phase HPLC. The resulting solution was applied in 9 runs to a 4.6x30 cm Brownlee C2 column equilibrated in 0.1% TFA. The column was washed in equilibration buffer and bound peptides eluted with a 14 ml gradient from 10 to 80% acetonitrile in 0.1% TFA, at a flow rate of 0.7 ml/min. Fractions from the largest peak containing the enzyme were collected and freeze dried.

##### 6.5.1 Endoproteinase Lys-C Digestion

The resulting freeze dried enzyme was dissolved in 50  $\mu$ l 8 M urea, 0.4 M  $\text{NH}_4\text{HCO}_3$ , pH 8.4. Denaturation and reduction of the protein was carried out by the addition of 5  $\mu$ l 45 mM di-thiothreitol and under an overlay of  $\text{N}_2$  at 50° C. for 15 min. The solution was cooled to room temperature and 5  $\mu$ l 100 mM iodoacetamide was added, the cysteines being derivatized for 15 min. at room temperature in the dark under  $\text{N}_2$ . Subsequently, the solution was suspended in 135  $\mu$ l water and digestion was carried out at 37° C. under  $\text{N}_2$  for 24 hours by addition of 5  $\mu$ g endoproteinase Lys-C dissolved in 5 l water. The reaction was terminated by freezing the reaction mixture at -20° C.

##### 6.5.2 Reverse-Phase HPLC Separation of Peptides

The resulting peptides were separated by reverse-phase HPLC on a VYDAC c18 column 0.46x15 cm (The Separation Group, CA, USA) using as solvent A 0.1% TFA in water and as solvent B 0.1% TFA in acetonitrile.

##### 6.5.3 Peptide Sequencing

Sequencing was performed on an Applied Biosystems 476A sequencer (Applied Biosystems, CA, USA) using pulsed-liquid fast cycles according to the manufacturer's instructions. A peptide having the below amino acid sequence was identified:

D P C Y I V I D V N A G T P O K P D P.

#### EXAMPLES 7 TO 10

##### Definitions

All PANODAN™ products contain DATEM (Di-acetyl tartaric acid ester of monoglycerides) and are obtained from Danisco A/S.

PANODAN™ 521: DATEM containing bacterial xylanase and fungal amylase

TS-E 662™ (obtained from Danisco A/S) is a product containing hexose oxidase (Hox) (EC 1.1.1.5) from *Chondrus crispus* expressed in *Hansenula polymorpha*.

TS-E 680™ (obtained from Danisco A/S) is a product containing fungal xylanase (EC 3.2.1.8) from *Aspergillus niger*.

TS-E 861™ (obtained from Danisco A/S) is a product containing fungal xylanase (EC 3.2.1.8) from *Aspergillus niger*, lipase (EC 3.1.1.3) from *Thermomyces lanuginosa* expressed in *Aspergillus oryzae*, and hexose oxidase (EC 1.1.1.5) from *Chondrus crispus* expressed in *Hansenula polymorpha*.



GRINDAMYL™ H 640 (obtained from Danisco A/S): contains bacterial xylanase

GrindamyI™ H 121 (obtained from Danisco A/S) is a fungal xylanase (EC 3.2.1.8) from *Aspergillus niger*.

GrindamyI™ EXEL 16 (obtained from Danisco A/S) is lipase (EC 3.1.1.3) from *Thermomyces lanuginosa* expressed in *Aspergillus oryzae*.

GrindamyI™ EXEL 66 (obtained from Danisco A/S) is a mixture of lipase (EC 3.1.1.3) from *Thermomyces lanuginosa* expressed in *Aspergillus oryzae* and a fungal xylanase (EC 3.2.1.8) from *Aspergillus niger*.

Lipopan F™ (Lipopan F BG) (obtained from Novozymes) is according to its producer (Novozymes) a purified lipolytic enzyme from *Fusarium oxysporum* produced by submerged fermentation of a genetically modified *Aspergillus oryzae* microorganism. According to its producer, Lipopan F has inherent activity toward phospholipids, glycolipids and triglycerides.

Recipes/Procedures  
High Volume Tweedy  
Recipe

Product Name	%	Gram	ppm
Ijsvogel flour		3000	
Water	58		
Salt		60	
Compressed yeast		180	
Ascorbic acid			30

Procedure:

Dough temperature: 29° C. (dough temp.-flour temp.+4° C. water temp.)

Mixing: 55 WH no vacuum

Resting: 5 min. at room temperature

Scaling: 500 g (bread), 1350 g (rolls)

Resting: 5 min. at room temperature

Moulding: Puma I 13 II 18 (bread), Fortuna 3/17/7 (rolls), Glimek (moulding machine) 1:4, 2:3, 3:12, 4:14

Proofing: 70 min. at 43° C., 70% RH. (bread), 50 min. at 34° C., 85% RH. (rolls)

Baking: BAGO, 35 min.+5 min. with the steamer open at 220° C., 12 sec. steam (bread), 17 min. at 220° C., 17 sec. steam (rolls)

Turkish Batard  
Recipe

Product name	%	Gram	ppm
Ijsvogel flour		2000	
Water	57,00		
Compressed yeast		80	
Salt		30	
Ascorbic acid			70

Procedure:

Flour temperature: 15-17° C. (for trials—storage day before use at 15° C.)

Mixing: 35 min. After 25 min. acid salt

After 30 min. add yeast

Dough temp.: 23-25° C.

Resting: 30 min. Bulk rest on table (table=22° C. & 80% RH)

Scaling 300 g. pieces

Rounding: By hand

Resting: 25 min. on table (table=22° C. & 80% RH) . . . start clock when scaling starts

Molding=Glimek: 1:5, 2:4, 3:15, 4:10 . . . 10 in innerpos.

Proofing: 60 min & 90 min. for this trial at 30° C. & 85% RH

Shock test

Baking: 20 min. in Bago1 & 25 min. in Bago2 . . . the last 5 min. is with the damper open for both ovens.

Bago1: 250° C. start temp. 5 sec. steam with damper open. Oven temp. clown to 230° C. at once. Close damper after 11% min.

Bago2: 275° C. start temp. 8 sec. steam with damper open. Oven temp. down to 260° C. at once. Close damper after 11% min.

Crispy Rolls

Recipe:

Product Name	%	Gram	ppm
Danish silver flour		2000	
Water	58/60		
Compressed yeast		120	
Salt		32	
Sugar		32	
Ascorbic acid			40

Procedure:

Mixing: Diosna 2+5 min. (depending on flour)

Dough temperature: 26° C.

Scaling: 1350 g

Resting: 10 min. at 30° C. in heating cabinet

Moulding: Fortuna 3/17/7

Proofing: 45 min alternatively 90 min at 34° C., 85% RH.

Baking: 18 min. at 220° C., 8 sec. steam (Bago-oven), 7 sec. steam (Wachtel-oven)

(MIWE program 28) (0.35 liter steam, 15 min. at 2000° C., ½ min. at 2200° C.)

US Toast

Here a sponge as a pre-mix is prepared, to all of which is then added the dough.

Recipe

		Gr	%
US	Flour	900.000 g	50.000%
Sponge:	Water	900.000 g	50.000%
	Dry	23.400 g	1.300%
	Yeast		
	Yeast Food	5.400 g	0.300%
	Enzyme	0.054 g	0.003%
	Complex		
	ADA	0.036 g	0.002%
US	Flour	900.000 g	50.000%
Dough:	Water	234.000 g	13.000%
	Dry	25.200 g	1.400%
	Yeast		
	Sugar	153.000 g	8.500%
	Salt	43.200 g	2.400%
	Shortening (fat)	36.000 g	2.000%
	Sod.Prop.	8.100 g	0.450%
	Dimodan SDM-T (P100/B)	9.000 g	0.500%
	Asc. Acid.	0.072 g	0.004%
	'→		(=7,200 g to 1000 ml. Take 10 ml. from the solution)
Total flour amount: 1.800,000 g.			
	Datem 22-CA-60	4.500 g	0.2500%
	S685	300 PPM	
	H640	20 PPM	
	TS-E 662	100 PPM	



Care has to be taken with the water amount added from asc. acid solution and other water based solutions ex. enzymes.

The extra added water amount should be be withdrawn from the water amount on the Dough-side of the recipe.

The enzyme complex is a mix of alpha amylase and amyloclucosidase.

DIMODAN SDM-T (P100/B) (obtained from Danisco A/S) is a distilled monoglyceride.

Procedure:

For the Sponge:	
Water Temp.:	25° C.
Hobart mixer	
Step 1,	1 min.
Step 2,	1 min.
Step 3,	1 min.

Fermentation: 2 h & 15 min. 40° C. & 80% RH (relative humidity) 45 min. in freezer.

For the Dough:

Mix all ingredients together

Diosna-Mixer: Speed 1, 120 secs & Speed 2, 450 secs (or 28 degrees dough temp.)

On table—rest 5 min.

Weigh out the breads at 450 g pr. bread—rest 5 min.

Glimek (moulding machine) adjustments: 1, 2, 14, 11—& 9 cm—read on outer position.

Fermentation:

1 h & 10 min. 45 degrees Celsius & 90% RH

Bake-off:

Start temp.=250 degrees Celsius in 25 min.

Insert the breads and adjust bake-off temperature to 200 degrees Celsius at once.

Baking Trials

In each trial the dough characteristic, stickiness and all over bread score have been evaluated. The dough characteristic is a total of three different parameters: dough extensibility evaluated just after mixing and again after resting and stickiness after resting. Each parameter has been evaluated by bakers on a scale from 1-10, where 10 are the best. The score in the examples are a total of these different scores.

Stickiness evaluation has been subjectively evaluated by bakers just after mixing on a scale from 1 to 10, where 10 is the best, meaning non sticky.

All over bread score is a total of an evaluation made on bread crust, -crumb, possible capping and all over energy of the bread. Again each parameter is evaluated on a scale from 1-10, where 10 is the best.

#### EXAMPLE 7

##### Testing Alternatives in Tweedy Bread (UK Procedure)

The breads were rested for 70 min each and after a full proofing, each bread was shock treated in order to evaluate the shock resistance and thereby the dough stability.

In the baking trials, both pure enzyme solutions and combinations of DATUM and enzymes were tested as alternative to Lipopan F.

#### Baking Trials 4969-29

Test	Specific volume, ccm/g	Shocked volume, ccm/g	Dough characteristic	Dough stickiness	All over bread score
0.4% PANODAN GB	5.6	4.64	15	4	29
0.2% PANODAN GB, 100 ppm	5.75	4.92	14	4	30
GRINDAMYL H121, 100 ppm TS-E 662, 100 ppm TS-E 662, 100 ppm	5.57	4.47	14	4	20
GRINDAMYL H121, 100 ppm					
GRINDAMYL EXEL 16					
40 ppm Lipopan F	5.7	4.6	13	4	29
0.2% PANODAN GB, 20 ppm Lipopan F	5.88	4.6	14	4	27
20 ppm Lipopan F, 100 ppm TS-E 662, 100 ppm	5.65	4.78	14	4	29
GRINDAMYL H121					
40 ppm Lipopan F, 100 ppm TS-E 662, 100 ppm	5.79	4.82	13	4	29
GRINDAMYL H121					

From the results it can be concluded that PANODAN GB results in a better crust of the product and a product.

The combination of PANODAN GB in combination with xylanase and hexose oxidase yields a beneficial effect.

When using DATEM and/or HOX in combination with GRINDAMYL EXEL 66 the volume is increased significantly and the crust is considerably improved. The test with 0.1% PANODAN GB 100 ppm GRINDAMYL EXEL 66 and 100 ppm TS-E 662 (HOX), gave a significantly good result at the same level as 0.4% PANODAN GB. Use of DATEM clearly gives a significantly positive effect on the crust as compared to pure enzyme solutions.

#### EXAMPLE 8

##### Testing Alternatives in Turkish Batard

#### Baking Trials 7258-2

Test	Specific volume, ccm/g	Dough characteristic *	Dough stickiness **	All over bread score***
15 ppm Lipopan F, 60 ppm TS-E 680	5.01	14	4	33
40 ppm Lipopan F	3.78	15	5	32
100 ppm TS-861*	5.03	16	5	44

\*A combination of fungal xylanase, 1,3 triglyceride degrading lipase and hexose oxidase.

Both from the specific volume in the table as well as the pictures shown in FIGS. 1-3 it can be concluded that TS-E 861 performs better.

#### EXAMPLE 9

##### Testing Alternatives in Crispy Rolls

The rolls were fermented at two different fermentation times—45 and 90 min in order to stress the system and thereby give a better picture of the dough strengthening effect



of the products. In general it can be said that 90 min of fermentation for a small crispy roll is quite long.

Baking Test: 4969-28

Test	Specific volume 45 min, ccm/g	Specific volume 90 min, ccm/g	Dough characteristic *	Dough stickiness **	All over bread score ***
0.3% PANODAN A2020	7.15	8.48	14	5	25
30 ppm Lipopan F	6.83	8.1	14	4	26
100 ppm TS-E 662, 100 ppm GRINDAMYL H121, 100 ppm GRINDAMYL EXEL 16	6.98	8.98	14	5	27

From the results it can be seen that use of the combination of xylanase, 1,3 triglyceride degrading lipase and hexose oxidase produces beneficial results.

In short fermentation times (45 min.) at certain concentrations PANODAN A2020 and Lipopan F gave comparable volume results. However, 0.3% PANODAN A2020 showed better results with regard to crispiness of the crust and a better dough stability in general. We found that Lipopan F often gave a slightly more "wet" crust.

Using HOX in combination with GRINDAMYL EXEL 66 and PANODAN 660 results in an increase in dough stability.

With prolonged fermentation times (90 min.) all buns become relatively unstable. At some concentrations PANODAN A2020 does, however, give the best result.

#### EXAMPLE 10

##### Testing Alternatives in US Toast

Test of Lipopan F in a US sponge and dough using flour from Mexico—hard wheat type. The breads have all been fully proofed and after that each bread have been shock treated in order to evaluate the shock resistance and thereby the dough stability.

Baking Trials 7230-1:

Test	Specific volume, ccm/g	Shocked volume, ccm/g
0.5% PANODAN 521	6.88	5.47
10 ppm Lipopan F	6.16	5.36
20 ppm Lipopan F	6.44	5.30
40 ppm Lipopan F	6.28	5.52
0.25% PANODAN 521, 20 ppm GRINDAMYL H 640, 100 ppm TS-E 662	7.15	5.74

From these tests it is clear that the use of Hox results in a far better dough stability and consequently an increase of volume.

All publications mentioned in the above specification are herein incorporated by reference. Various modifications and variations of the described methods and system of the present invention may be apparent to those skilled in the art without departing from the scope and spirit of the present invention. Although the present invention has been described in connection with specific preferred embodiments, it should be understood that the invention as claimed should not be unduly

limited to such specific embodiments. Indeed, various modifications of the described modes for carrying out the invention which are obvious to those skilled in biochemistry and biotechnology or related fields are intended to be within the scope of the claims.

#### Summary Paragraphs

Some aspects of the present invention are now described by way of Summary Paragraphs.

1. A method of improving the rheological properties of a flour dough and the quality of the finished product made from the dough, comprising adding to the dough ingredients, dough additives or the dough an effective amount of an oxidoreductase which is at least capable of oxidizing maltose.

2. A method according to paragraph 1 wherein the oxidoreductase is hexose oxidase.

3. A method according to paragraph 2 wherein the hexose oxidase is derived from a source selected from an algal species, a plant species and a microbial species.

4. A method according to paragraph 3 wherein the hexose oxidase is derived from *Chondrus crispus*.

5. A method according to paragraph 2 wherein hexose oxidase is added in an amount which is in the range of 1 to 10,000 units per kg of flour.

6. A method according to paragraph 5 wherein the hexose oxidase is added in an amount which is in the range of 10 to 1000 units per kg of flour.

7. A method according to paragraph 1 or 2 wherein the resistance to extension of the dough in terms of the ratio between the resistance to extension (height of curve, B) and the extensibility (length of curve, C), i.e. the B/C ratio, as measured by the AACCC method 54-10 is increased by at least 10% relative to that of an otherwise similar dough not containing oxidoreductase.

8. A method according to paragraph 1 wherein the finished product is bread.

9. A method according to paragraph 1 wherein the finished product is a noodle product

10. A method according to paragraph 1 wherein the finished product is an alimentary paste product.

11. A method according to paragraph 1 wherein at least one further enzyme is added to the dough ingredients, dough additives or the dough.

12. A method according to paragraph 11 wherein the further enzyme is selected from the group consisting of a cellulase, a hemicellulase, a xylanase, a starch degrading enzyme, a glucose oxidase, a lipase and a protease.

13. A dough improving composition comprising an oxidoreductase which is at least capable of oxidising maltose and at least one further dough ingredient or dough additive.

14. A composition according to paragraph 13 wherein the oxidoreductase is derived from a source selected from an algal species, a plant species and a microbial species.

15. A composition according to paragraph 14 wherein the oxidoreductase is hexose oxidase.

16. A composition according to paragraph 15 wherein the hexose oxidase is derived from *Chondrus crispus*.

17. A composition according to paragraph 13 which is a pre-mixture useful for preparing a baked product or in making a noodle product or an alimentary paste product.

18. A composition according to paragraph 13 which comprises an additive from the group consisting of an emulsifying agent and a hydrocolloid.

19. A composition according to paragraph 18 wherein the hydrocolloid is selected from the group consisting of an alginate, a carrageenan, a pectin and a vegetable gum.



20. A method of preparing a bakery product the method comprising preparing a flour dough to which is added an effective amount of an oxidoreductase which is at least capable of oxidising maltose, and baking the dough.

21. A method according to paragraph 20 wherein the specific volume of the bakery product is increased relative to an otherwise similar bakery product prepared from a dough not containing oxidoreductase.

22. A method according to paragraph 21 wherein the specific volume is increased by at least 20%.

23. A method according to paragraph 20 wherein at least one further enzyme is added to the dough.

24. A method according to paragraph 20 wherein the further enzyme is selected from the group consisting of a cellulase, hemicellulase, a xylanase, a starch degrading enzyme, a glucose oxidase, a lipase and a protease.

25. A method according to paragraph 20 wherein the oxidoreductase is hexose oxidase.

26. A method of preparing a flour dough-based food product, comprising adding to the dough an effective amount of a maltose oxidising oxidoreductase.

27. A method according to paragraph 26 wherein the oxidoreductase is hexose oxidase.

What is claimed is:

1. A method of improving the rheological and/or machineability properties of a flour dough and/or the quality of the product made from the dough, comprising adding to the dough a combination comprising a hexose oxidase and an emulsifying agent, wherein the emulsifying agent is a lipase.

2. A method according to claim 1 wherein the lipase comprises a triacylglycerol lipase, a galactolipase, or a phospholipase.

3. A method according to claim 1 wherein the hexose oxidase is isolated from a red algae.

4. A method according to claim 1 wherein the flour dough comprises flour, water and at least one further dough additive or ingredient.

5. A method according to claim 1 wherein the flour dough comprises flour, water and at least one further dough additive or ingredient and wherein the further dough additive or ingredient is selected from the group consisting of a vegetable oil, a vegetable fat, an animal fat, shortening, butterfat, glycerol, milk fat and a mixture thereof.

6. A method according to claim 1 wherein the flour dough comprises a hard flour.

7. A method according to claim 1 wherein the product is a bread product.

8. A method according to claim 1 wherein at least one further enzyme is added to the dough.

9. A method according to claim 1 wherein at least one further enzyme is added to the dough, and wherein the further enzyme comprises a xylanase, a cellulase, a hemicellulase, a starch degrading enzyme, a protease, a lipoxxygenase, an oxidoreductase or a lipase.

10. A dough improving composition comprising a hexose oxidase and an emulsifying agent, wherein the emulsifying agent is a lipase.

11. A dough improving composition according to claim 10 wherein the lipase comprises a triacylglycerol lipase, a galactolipase, or a phospholipase.

12. A dough improving composition according to claim 10 wherein the lipase comprises a triacylglycerol lipase, a galactolipase, or a phospholipase and wherein the hexose oxidase is isolated from red algae.

13. A dough improving composition according to claim 10 wherein the dough improving composition comprises at least one further dough additive or ingredient.

14. A dough improving composition according to claim 10 wherein the dough improving composition comprises at least one further dough additive or ingredient and wherein the further dough additive or ingredient comprises a vegetable oil, a vegetable fat, an animal fat, shortening, butterfat, glycerol or milk fat.

15. A dough improving composition according to claim 10 wherein the dough improving composition comprises at least one further dough additive or ingredient and wherein the further dough additive or ingredient is a hard wheat flour.

16. A method of preparing a bread product comprising adding a dough improving composition according to claim 10 to dough ingredients, dough additives or a dough and baking the dough comprising the dough improving composition to obtain the bread product.

17. A dough improving composition according to claim 10 wherein at least one further enzyme is added to the dough improving composition.

18. A dough improving composition according to claim 9 wherein at least one further enzyme is added to the dough improving composition and wherein the further enzyme comprises a xylanase, a cellulase, a hemicellulase, a starch degrading enzyme, a protease, a lipoxxygenase, an oxidoreductase or a lipase.

19. A method of improving the rheological and/or machineability properties of a flour dough comprising adding to the dough a dough improving composition of claim 10.

20. A method of improving the volume or a baked product made from a flour dough comprising adding to the dough a dough improving composition of claim 10.

21. A method of improving the rheological and/or machineability properties of a flour dough and/or the quality of the product made from the dough, comprising adding to the dough a combination comprising a hexose oxidase and a triacylglycerol lipase.

22. A method of improving the rheological and/or machineability properties of a flour dough and/or the quality of the product made from the dough, comprising adding to the dough a combination comprising a hexose oxidase and a galactolipase.

23. A method of improving the rheological and/or machineability properties of a flour dough and/or the quality of the product made from the dough, comprising adding to the dough a combination comprising a hexose oxidase and a phospholipase.

24. A method according to claim 1 wherein at least one further enzyme is added to the dough and wherein the further enzyme comprises a xylanase, an amylase or a mixture of a xylanase and an amylase.

25. A dough improving composition according to claim 1 wherein the hexose oxidase is isolated from red algae and wherein the red algae comprises *Iridophycus flaccidum*, *Chondrus crispus*, or *Euthora cristata*.

26. A dough improving composition of claim 10 wherein at least one further enzyme is added to the dough improving composition and wherein the further enzyme comprises a xylanase, an amylase or a mixture of a xylanase and an amylase.

27. A method according to claim 1, wherein the hexose oxidase is isolated from a red algae and wherein the red algae comprises *Iridophycus flaccidum*, *Chondrus crispus* or *Euthora cristata*.

28. A method of improving the rheological and/or machineability properties of a flour dough and/or the quality of the product made from the dough, comprising adding to the dough a combination comprising a hexose oxidase and an emulsifying agent; wherein said flour dough comprises flour,



35

water and at least one further dough additive or ingredient; wherein said further dough additive or ingredient is selected from the group consisting of a vegetable oil, a vegetable fat, an animal fat, shortening, butterfat, glycerol, milk fat and a mixture thereof and wherein said further dough additive or ingredient is present in an amount from 1 to 5% by the weight of the flour component of the dough.

29. A method according to claim 28 wherein the emulsifying agent is a lipase.

30. A method according to claim 28 wherein the emulsifying agent is a lipase and wherein the lipase comprises a triacylglycerol lipase, a galactolipase, or a phospholipase.

31. A method according to claim 28 wherein the hexose oxidase is isolated from red algae.

32. A method according to claim 28 wherein the flour dough comprises at least one further dough additive or ingredient.

33. A method according to claim 28 wherein the flour dough comprises at least one further dough additive or ingredient and wherein the further dough additive or ingredient is a hard flour.

34. A method according to claim 28 wherein the product is a bread product.

35. A method according to claim 28 wherein at least one further enzyme is added to the dough.

36. A method according to claim 28 wherein at least one further enzyme is added to the dough and wherein the further enzyme is selected from the group consisting of a xylanase, a cellulase, a hemicellulase, a starch degrading enzyme, a protease, a lipoxygenase, an oxidoreductase, a lipase and a mixture thereof.

37. A dough comprising a dough improving composition wherein said dough improving composition comprises a hexose oxidase, an emulsifying agent and a further dough additive or ingredient; wherein said dough comprises flour and water; wherein said further dough additive or ingredient is selected from the group consisting of a vegetable oil, a vegetable fat, an animal fat, shortening, butterfat, glycerol, milk fat and a mixture thereof and wherein said further dough additive or ingredient is present in an amount of from 1 to 5% by weight of the flour component of the dough.

38. A dough according to claim 37 wherein the emulsifying agent is a lipase.

39. A dough according to claim 37 wherein the emulsifying agent is a lipase and wherein the lipase comprises a triacylglycerol lipase, a galactolipase, or a phospholipase.

40. A dough according to claim 37 wherein the hexose oxidase is isolated from red algae.

36

41. A dough according to claim 37 wherein the dough improving composition comprises at least one further dough additive or ingredient.

42. A dough according to claim 37 wherein the dough improving composition comprises at least one further dough additive or ingredient and wherein the further dough additive or ingredient is a hard wheat flour.

43. A dough according to claim 37 wherein at least one further enzyme is added to the dough ingredients, dough additives or the dough.

44. A dough according to claim 37 wherein at least one further enzyme is added to the dough ingredients, dough additives or the dough and wherein the further enzyme is selected from the group consisting of a xylanase, an amylase, a cellulase, a hemicellulase, a starch degrading enzyme, a protease, a lipoxygenase, an oxidoreductase, a lipase, and a mixture thereof.

45. A dough according to claim 37 wherein at least one further enzyme is added to the dough ingredients, dough additives or the dough and wherein the further enzyme includes a xylanase, an amylase or a mixture thereof.

46. *A method for improving a flour dough or the quality of a product made from dough, said method comprising adding to the dough a combination comprising a hexose oxidase isolated from a red algae and an emulsifying agent.*

47. *The method of claim 46 wherein the red algae is Iridophycus flaccidum.*

48. *The method of claim 46 wherein the red algae is Chondrus crispus.*

49. *The method of claim 46 wherein the red algae is Euthora cristata.*

50. *A dough improving composition comprising a hexose oxidase isolated from a red algae and an emulsifying agent.*

51. *The dough improving composition of claim 50 wherein the red algae is Iridophycus flaccidum.*

52. *The dough improving composition of claim 50 wherein the red algae is Chondrus crispus.*

53. *The dough improving composition of claim 50 wherein the red algae is Euthora cristata.*

54. *A method for improving a flour dough or the quality of a product made from dough, said method comprising adding to the dough a combination comprising a hexose oxidase and an emulsifying agent comprising an enzyme.*

55. *The method of claim 54 wherein the enzyme is a lipase.*

56. *A dough improving composition comprising a hexose oxidase and an emulsifying agent comprising an enzyme.*

\* \* \* \* \*