

US00RE42483E

(19) **United States**
(12) **Reissued Patent**
Comeau

(10) **Patent Number:** **US RE42,483 E**
(45) **Date of Reissued Patent:** **Jun. 28, 2011**

(54) **SANDAL**
(75) Inventor: **Dennis F. Comeau**, Sante Fe, NM (US)
(73) Assignee: **Bernardo Footwear, L.L.C.**, Sugar Land, TX (US)
(**) Term: **14 Years**
(21) Appl. No.: **29/302,144**
(22) Filed: **Jan. 10, 2008**

D181,542 S * 11/1957 Miyachi et al. D2/917
D187,781 S * 5/1960 Hayakawa D2/917
2,947,095 A * 8/1960 Miyachi 36/11.5
D195,163 S * 5/1963 Sandler D2/916

(Continued)

FOREIGN PATENT DOCUMENTS

EP 0367565 A2 5/1990

(Continued)

OTHER PUBLICATIONS

Bernardo Sandlas, Inc., photograph of the 1947 original sandal design.

Primary Examiner — Dominic Simone

(74) *Attorney, Agent, or Firm* — Gilbreth & Associates, PC; J. M. (Mark) Gilbreth

Related U.S. Patent Documents

Reissue of:

(64) Patent No.: **Des. 513,447**
Issued: **Jan. 10, 2006**
Appl. No.: **29/220,752**
Filed: **Jan. 5, 2005**

(51) **LOC (9) Cl.** **02-04**
(52) **U.S. Cl.** **D2/917**
(58) **Field of Classification Search** D2/896,
D2/916–918, 969; 36/11.5, 1, 83
See application file for complete search history.

(57) **CLAIM**

The ornamental design for a sandal, as shown and described.

(56) **References Cited**

U.S. PATENT DOCUMENTS

736,194 A * 8/1903 Bassett 36/11.5
1,068,382 A * 7/1913 Blanchard 36/11.5
1,407,992 A * 2/1922 Doody 36/11.5
1,484,178 A * 2/1924 Lagasse et al. 36/7.7
D64,213 S * 3/1924 Staples D2/933
D70,317 S * 6/1926 Coblenz D2/933
D86,393 S * 3/1932 Miller D2/933
D92,000 S * 4/1934 Heilbrunn D2/918
D92,201 S * 5/1934 Perugia D2/917
1,964,705 A * 6/1934 Pellkofer 36/11.5
D97,788 S * 12/1935 Starr D2/932
D137,764 S * 4/1944 Goldstein D2/918
2,402,227 A * 6/1946 Ihle 36/25 R
D147,308 S * 8/1947 Steel D2/917
D149,179 S * 4/1948 Gregg D2/916
D166,025 S * 2/1952 Braun D2/916
D166,122 S * 3/1952 Pastine D2/917
D166,123 S * 3/1952 Pastine D2/917
D169,015 S * 3/1953 Sbicca D2/917
D170,768 S * 11/1953 Preti D2/922

DESCRIPTION

FIG. 1 is a perspective view of a sandal showing my new design[.];

FIG. 2 is a left side elevation view thereof[.];

FIG. 3 is a right side elevation view thereof[.];

FIG. 4 is a front elevation view thereof[.];

FIG. 5 is a rear elevation view thereof[.];

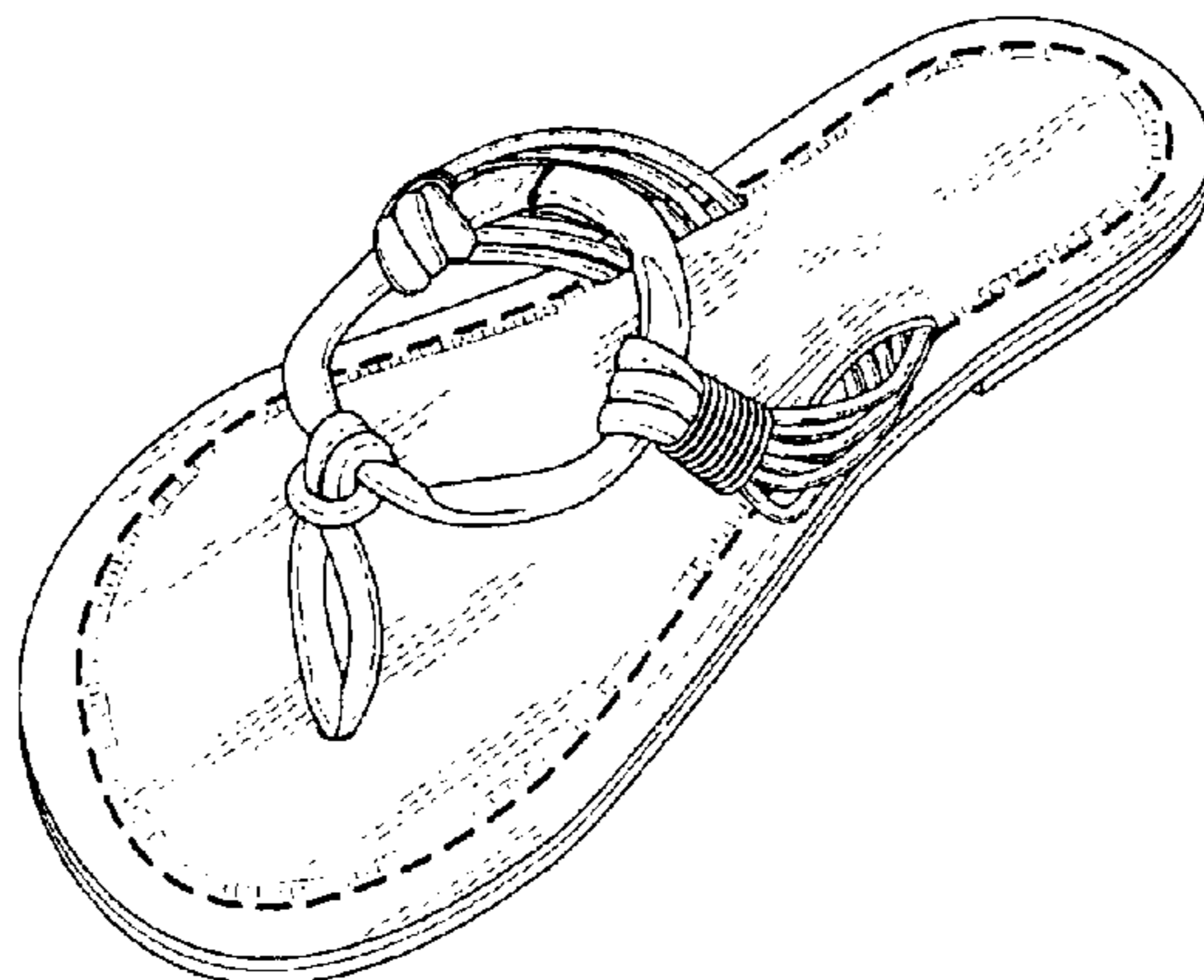
FIG. 6 is a top view thereof; and,

FIG. 7 is a bottom view thereof.

Surfaces not shown form no part of the claimed design.

1 Claim, 2 Drawing Sheets

Matter enclosed in heavy brackets [] appears in the original patent, but forms no part of this reissue; matter printed in italics indicates the additions made by reissue.



US RE42,483 E

Page 2

U.S. PATENT DOCUMENTS

D200,697 S * 3/1965 Joiner D2/917
3,290,802 A * 12/1966 Fukuoka 36/11.5
3,336,683 A * 8/1967 Schellkopf 36/11.5
D210,064 S * 2/1968 Huff D2/919
D215,401 S * 9/1969 Corboda de Balseiro D2/918
3,739,501 A * 6/1973 Barrett, Jr. 36/11.5
3,928,927 A * 12/1975 Brown et al. 36/11.5
3,978,596 A * 9/1976 Brown et al. 36/11.5
4,051,610 A * 10/1977 Shigeji 36/11.5
D254,521 S * 3/1980 Katz D2/917
4,471,539 A * 9/1984 Mann 36/11.5
D279,326 S * 6/1985 Foldes D2/916
4,530,171 A * 7/1985 Zabala 36/11.5
4,584,782 A * 4/1986 Thatcher 36/11.5
D293,963 S * 2/1988 Maciel D2/917
D338,320 S * 8/1993 Haggar D2/917
D352,382 S * 11/1994 Chuang D2/917
D354,843 S * 1/1995 Atkins et al. D2/916
5,794,360 A * 8/1998 Bell et al. 36/11.5
D404,894 S * 2/1999 Kelley D2/917

D417,942 S * 12/1999 Aguerre D2/916
D418,280 S * 1/2000 Kieler D2/916
D419,283 S * 1/2000 Coito D2/917
D437,475 S * 2/2001 Kieler D2/916
6,237,250 B1 * 5/2001 Aguerre 36/11.5
D448,146 S * 9/2001 Jacobs D2/917
D448,542 S * 10/2001 Bryant D2/917
D449,918 S * 11/2001 Boncutter D2/917
D456,123 S * 4/2002 Powell D2/917
6,508,016 B1 * 1/2003 Boncutter et al. 36/11.5
D470,648 S * 2/2003 Jacobs D2/917
6,516,538 B2 * 2/2003 Kraft 36/11.5
D487,183 S * 3/2004 Cumeau D2/917
D489,517 S * 5/2004 Comeau D2/917
D495,855 S * 9/2004 Comeau D2/917
D496,147 S * 9/2004 Comeau D2/917

FOREIGN PATENT DOCUMENTS

JP 07039403 2/1995

* cited by examiner

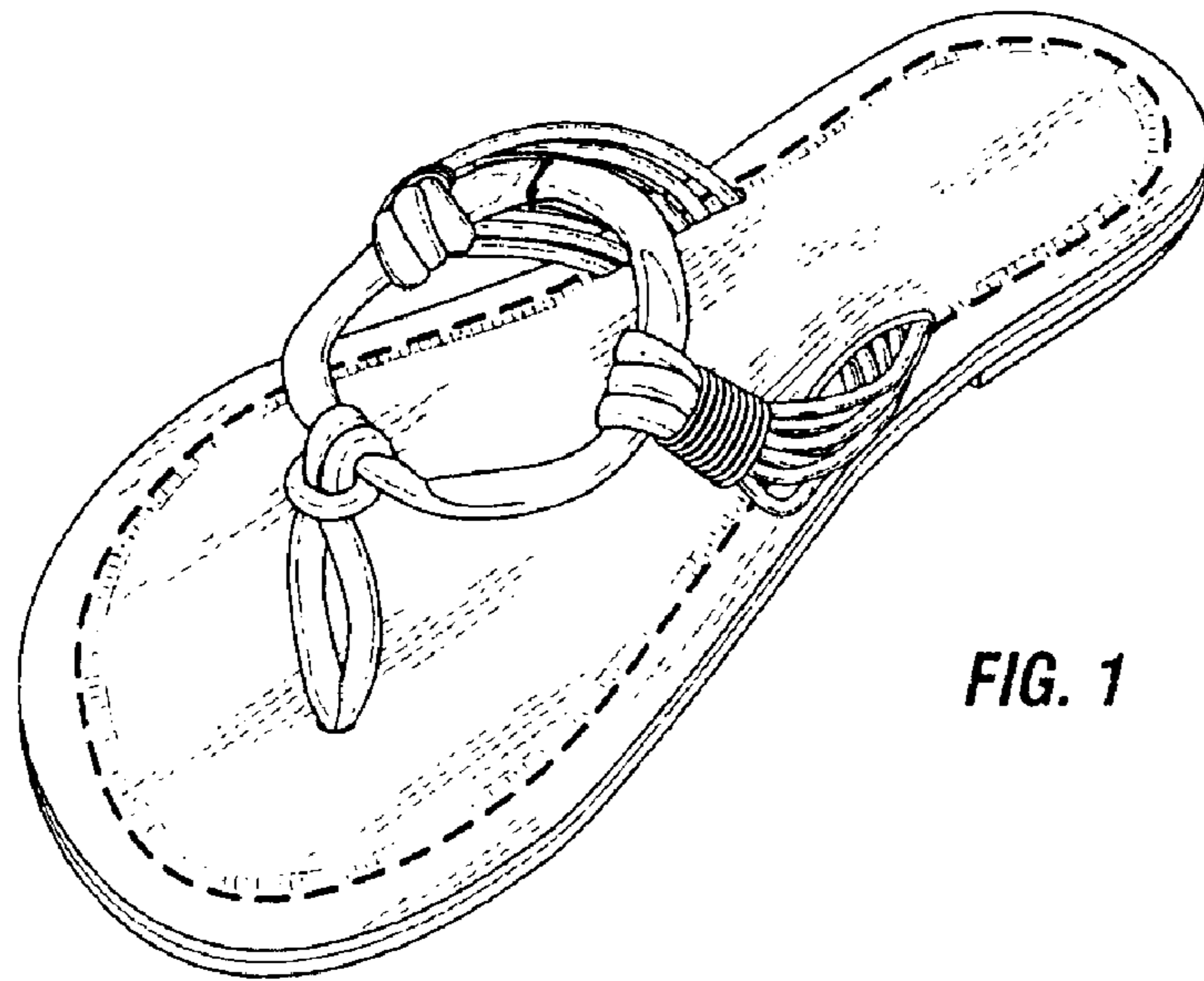


FIG. 1

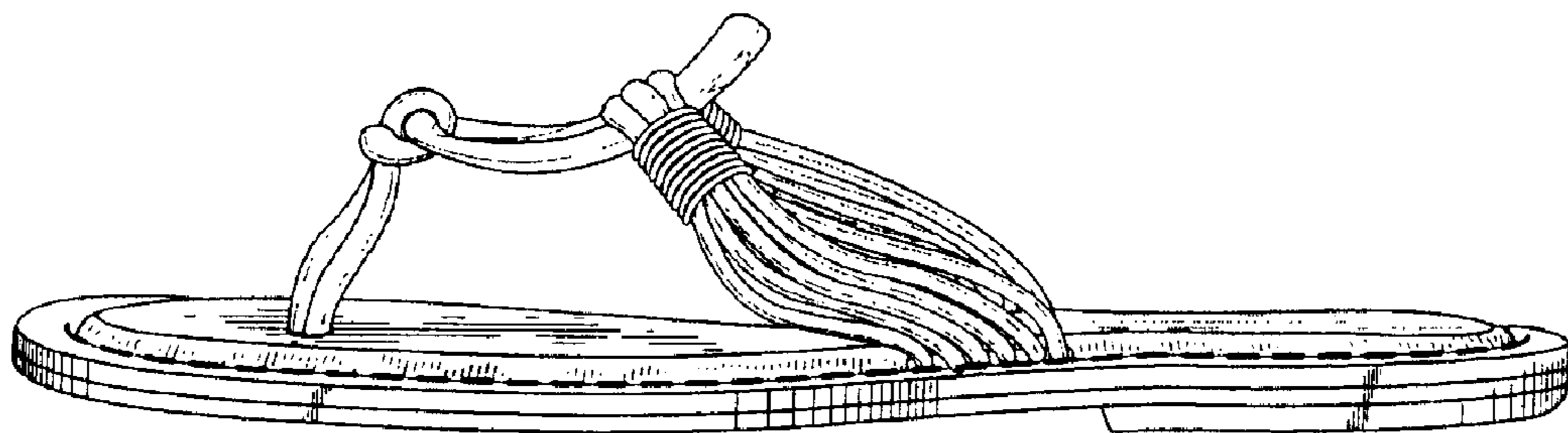


FIG. 2

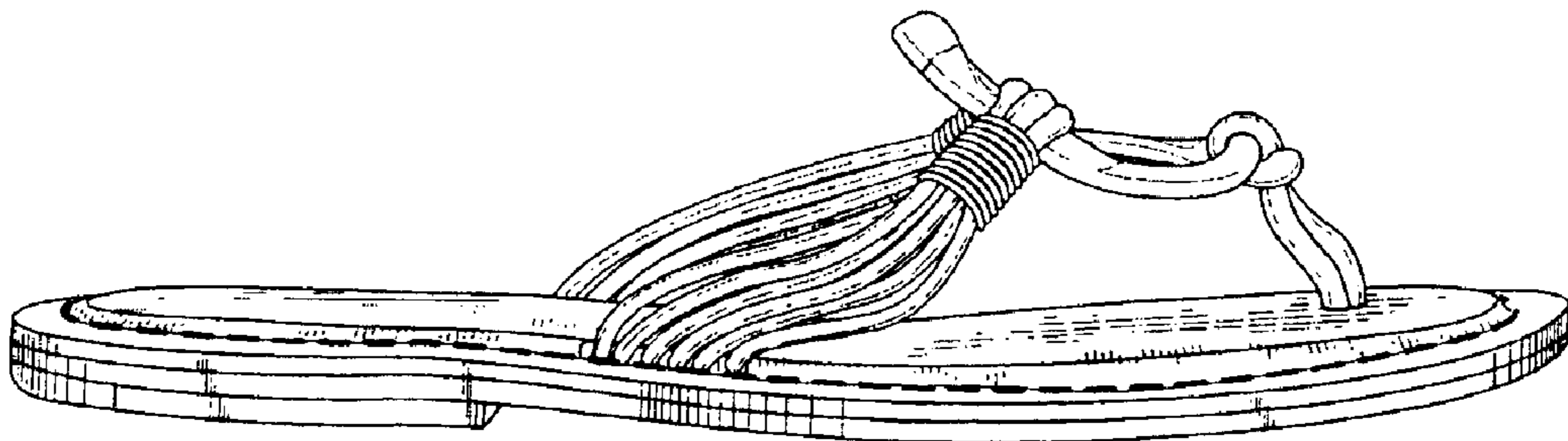


FIG. 3
AMENDED

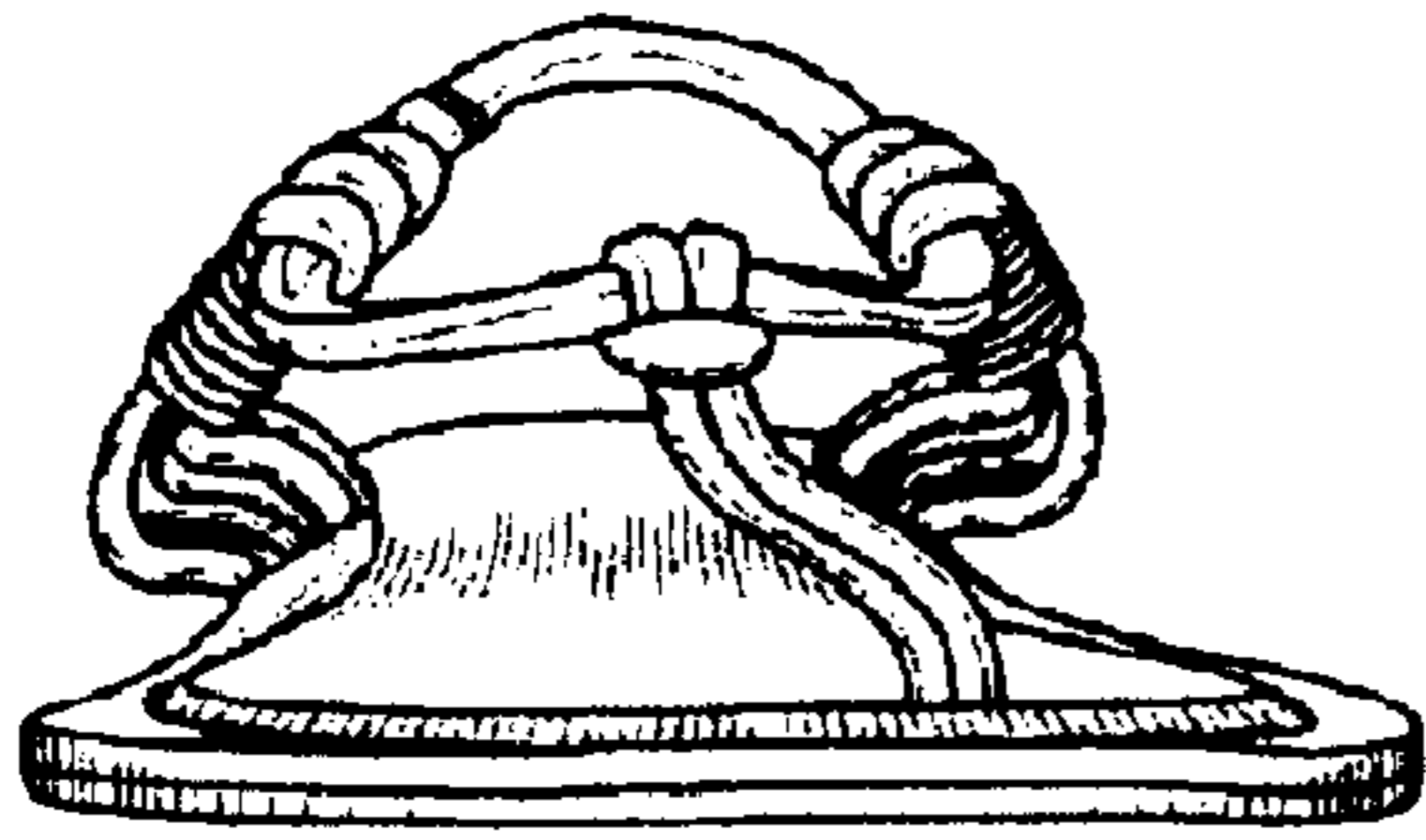


FIG. 4

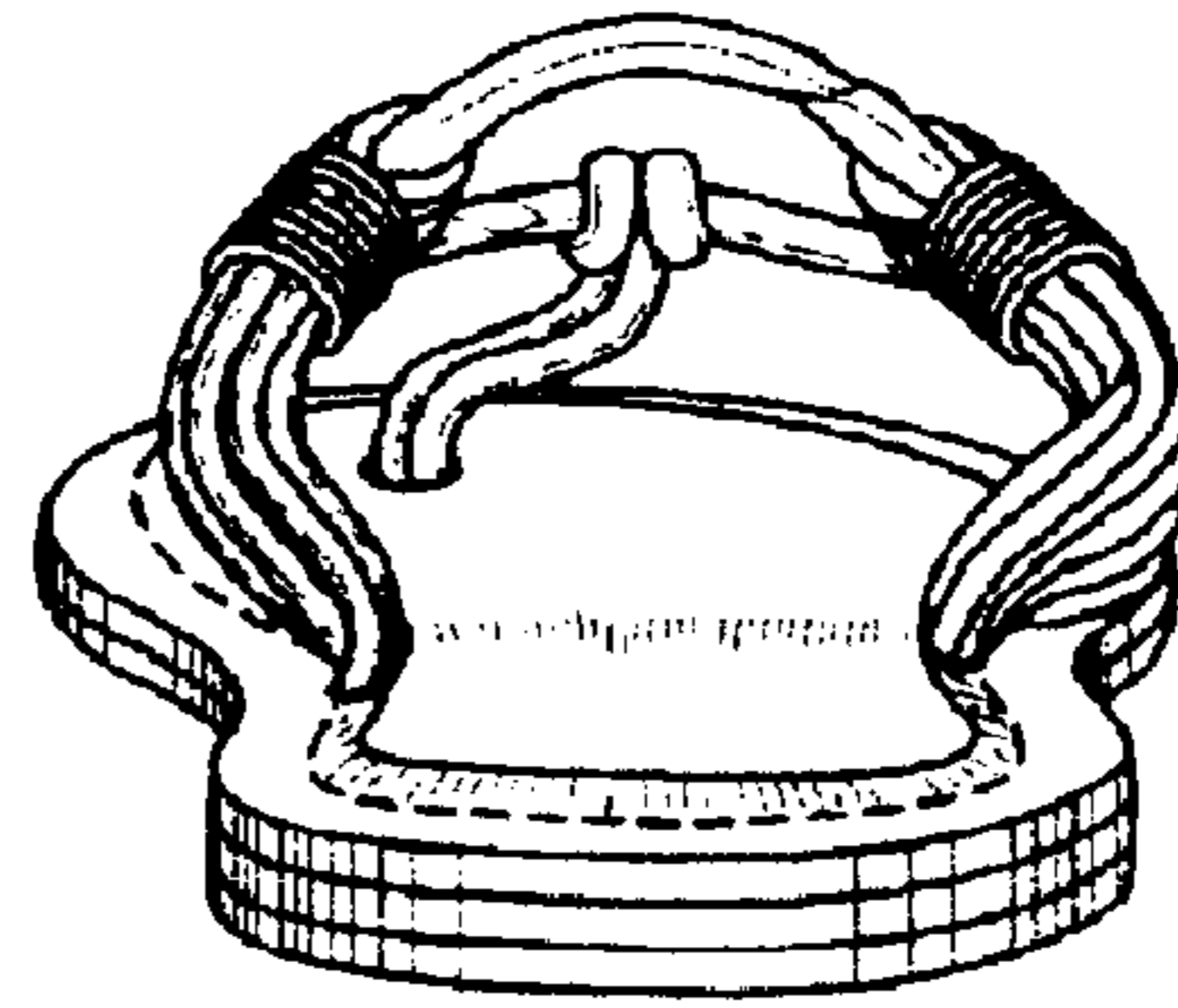


FIG. 5

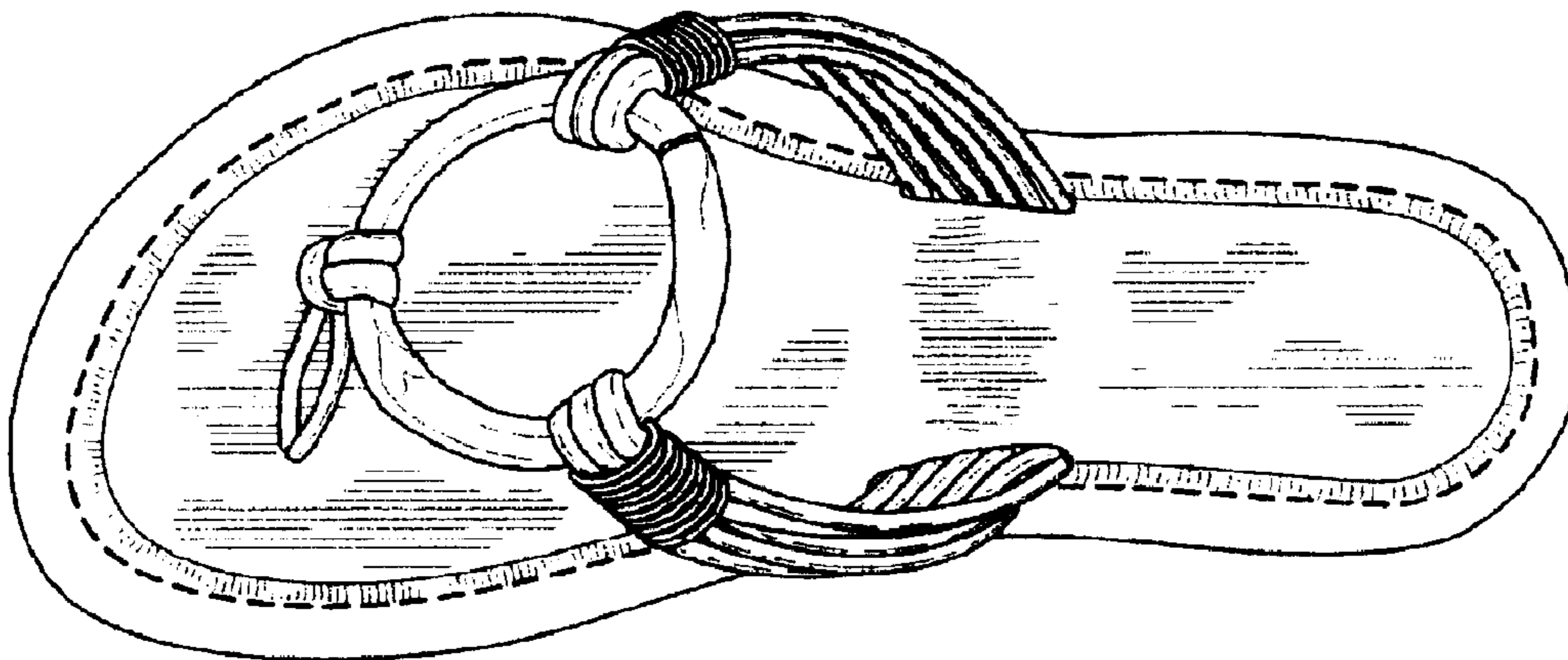


FIG. 6

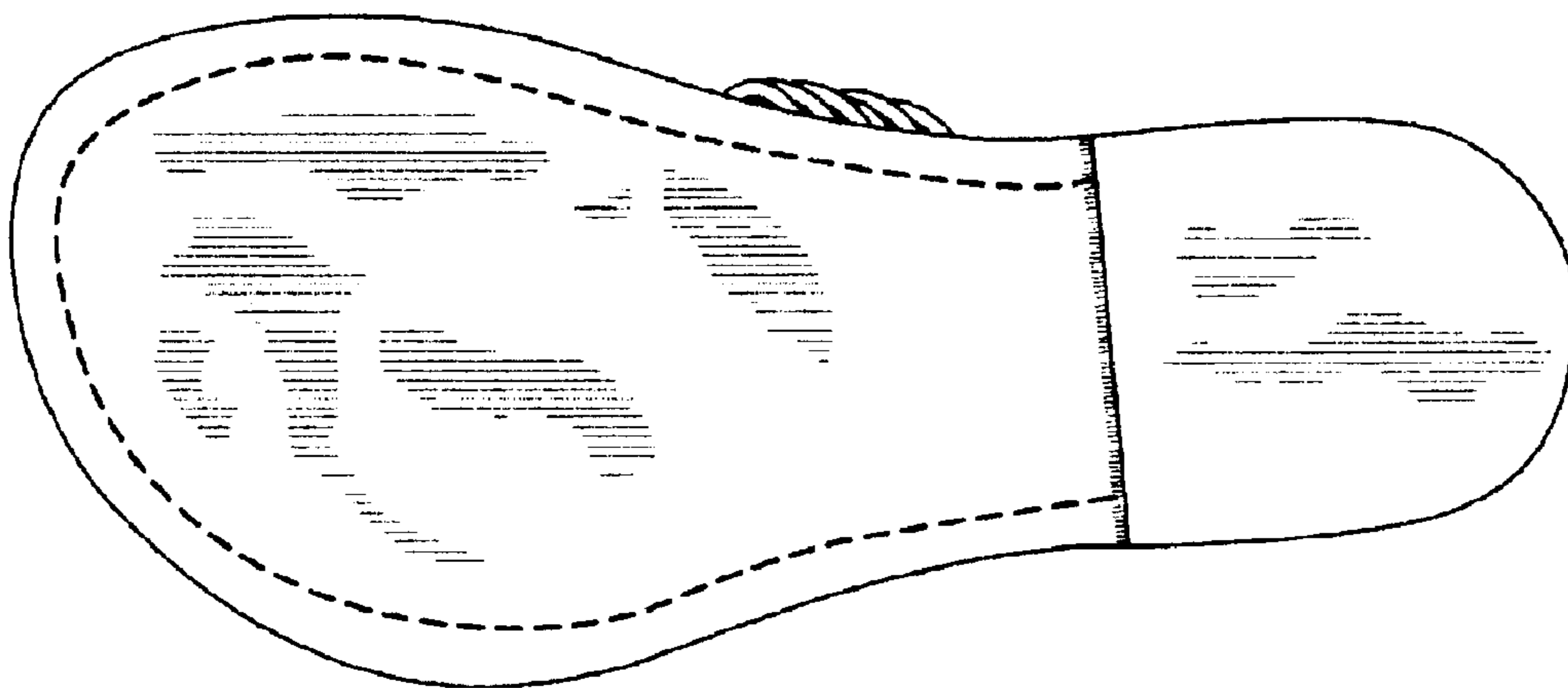


FIG. 7