



US00RE42278E

(19) **United States**  
(12) **Reissued Patent**  
**Kienzler**

(10) **Patent Number:** **US RE42,278 E**  
(45) **Date of Reissued Patent:** **Apr. 12, 2011**

(54) **HANDLE FOR SCREWDRIVERS**

(75) Inventor: **Werner Kienzler**, Schonach (DE)

(73) Assignee: **WIHA Werkzeuge GmbH**, Schonach (DE)

(21) Appl. No.: **29/266,846**

(22) Filed: **Sep. 26, 2006**

**Related U.S. Patent Documents**

Reissue of:

(64) Patent No.: **Des. 523,315**  
Issued: **Jun. 20, 2006**  
Appl. No.: **29/232,314**  
Filed: **Jun. 16, 2005**

(30) **Foreign Application Priority Data**

Dec. 20, 2004 (EM) ..... 000 271 564

(51) **LOC (9) Cl.** ..... **08-05**

(52) **U.S. Cl.** ..... **D8/82; D8/107**

(58) **Field of Classification Search** ..... D8/20-29,  
D8/55, 93, 98-100, 102-107, 300, 301, 303,  
D8/307, 310, 312, 319-320, 376-378, 400-499;  
D4/132-138; D7/393, 395, 401.1, 401.2,  
D7/646, 695; D22/104, 118, 207; D24/207;  
D6/524; D26/154; D9/443; 15/143.1, 159.1,  
15/160, 168, 175, 194.1, 192; 81/177.1-177.9,  
81/489, 3.2, 436, 439-440, 60-63.2, 477,  
81/479, 52; 16/427, 422, 436, 110.1, 421,  
16/430-431, 429, 441, 124.6, 414, 417, DIG. 18,  
16/DIG. 19; 73/862.23; 30/164.5, 151-162;  
211/87.01; 428/28

See application file for complete search history.

(56) **References Cited**

**U.S. PATENT DOCUMENTS**

D441,269 S \* 5/2001 Tsai ..... D8/83

D468,182 S \* 1/2003 Thompson ..... D8/83  
D475,268 S \* 6/2003 Lisle et al. .... D8/107  
D485,482 S \* 1/2004 Romanski et al. .... D8/83  
D486,050 S \* 2/2004 Rampen ..... D8/83  
D487,387 S \* 3/2004 Chen ..... D8/107  
6,749,790 B1 \* 6/2004 Lieser et al. .... 264/279  
D494,038 S \* 8/2004 Shih ..... D8/107  
D494,443 S \* 8/2004 Saunders ..... D8/107

\* cited by examiner

*Primary Examiner*—Philip S Hyder

*Assistant Examiner*—Barbara Fox

(74) *Attorney, Agent, or Firm*—Muirhead and Saturnelli, LLC

(57) **CLAIM**

The ornamental design for a handle for screwdrivers, as shown and described.

**DESCRIPTION**

FIG. 1 is a [first] perspective view of a handle for screwdrivers showing the new design;

FIG. 2 is a front end view thereof;

FIG. 3 is a top view thereof;

FIG. 4 is a side view thereof;

FIG. 5 is a bottom end view thereof; and,

FIG. 6 is a rear end view thereof.

**1 Claim, 2 Drawing Sheets**

Matter enclosed in heavy brackets [ ] appears in the original patent, but forms no part of this reissue; matter printed in italics indicate the additions made by reissue.

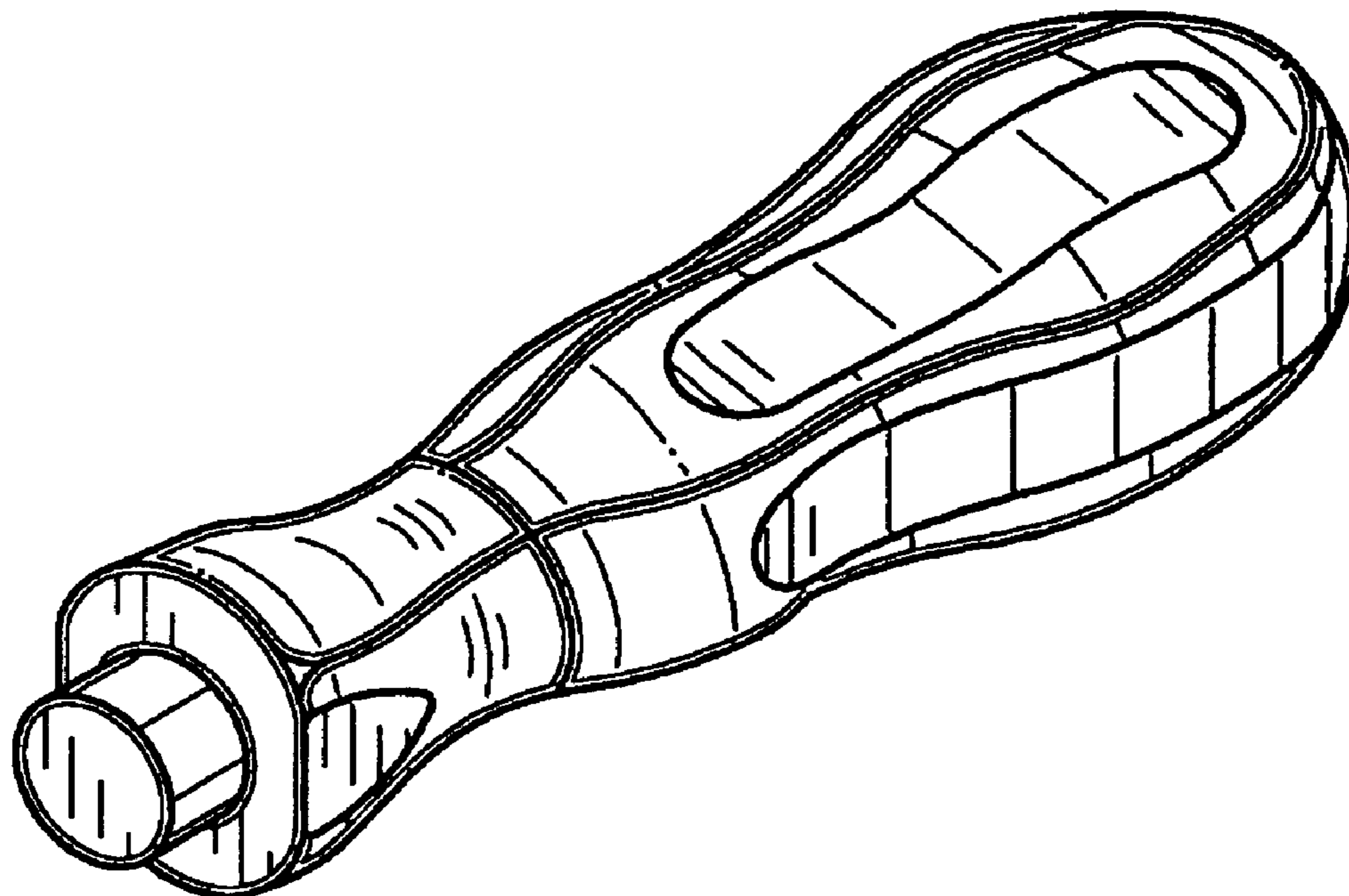


FIG. 1

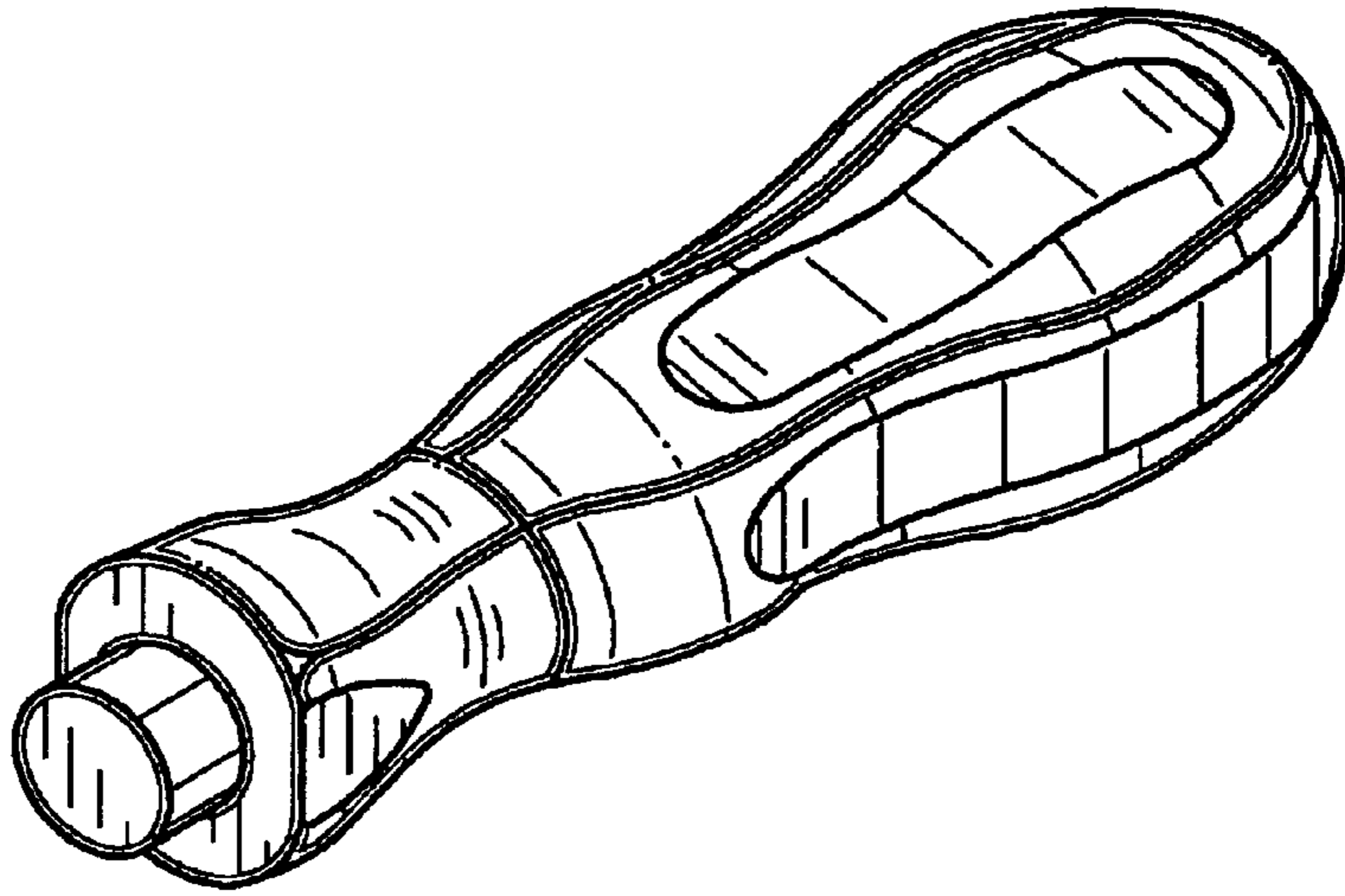


FIG. 2

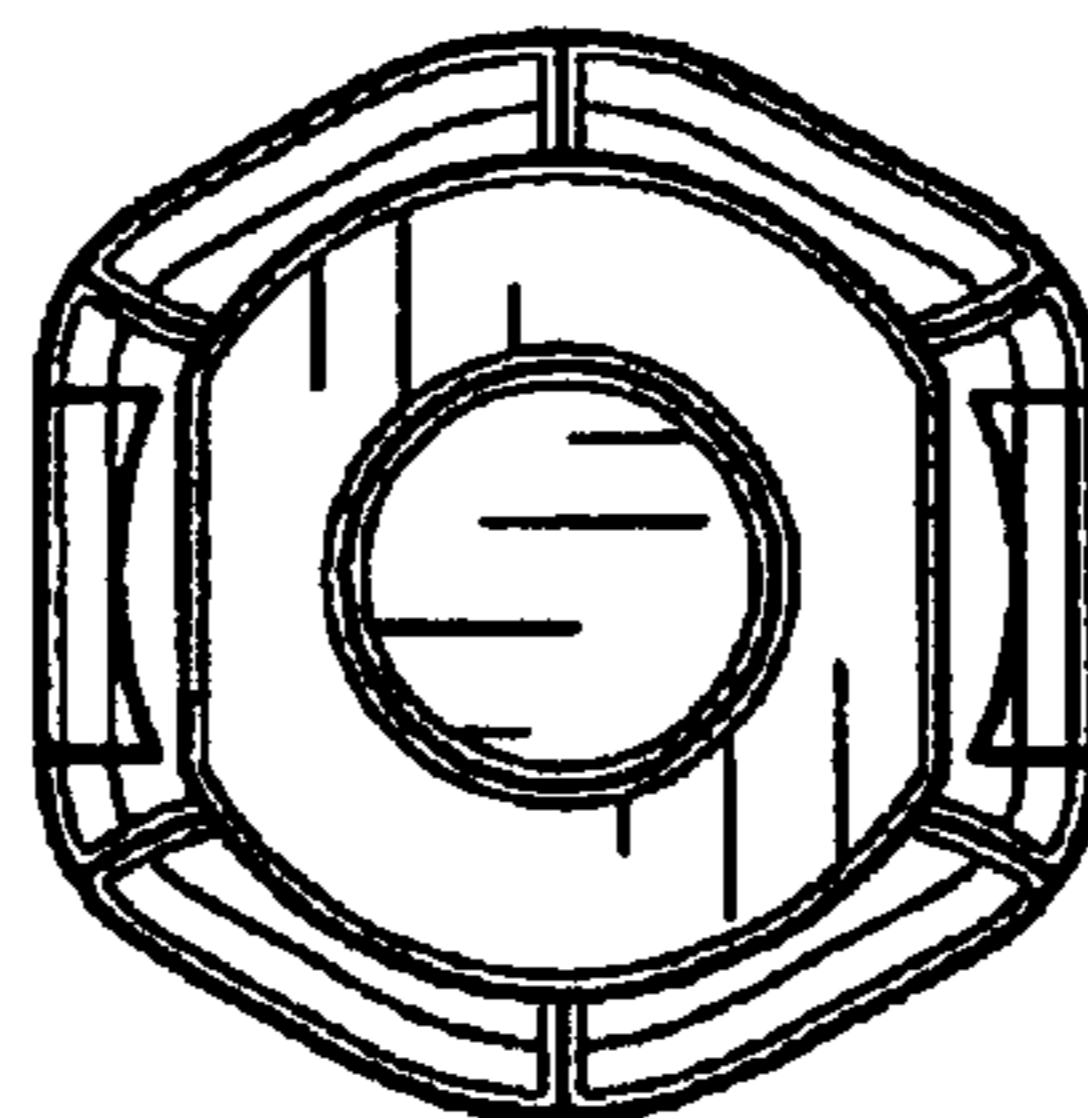


FIG. 3

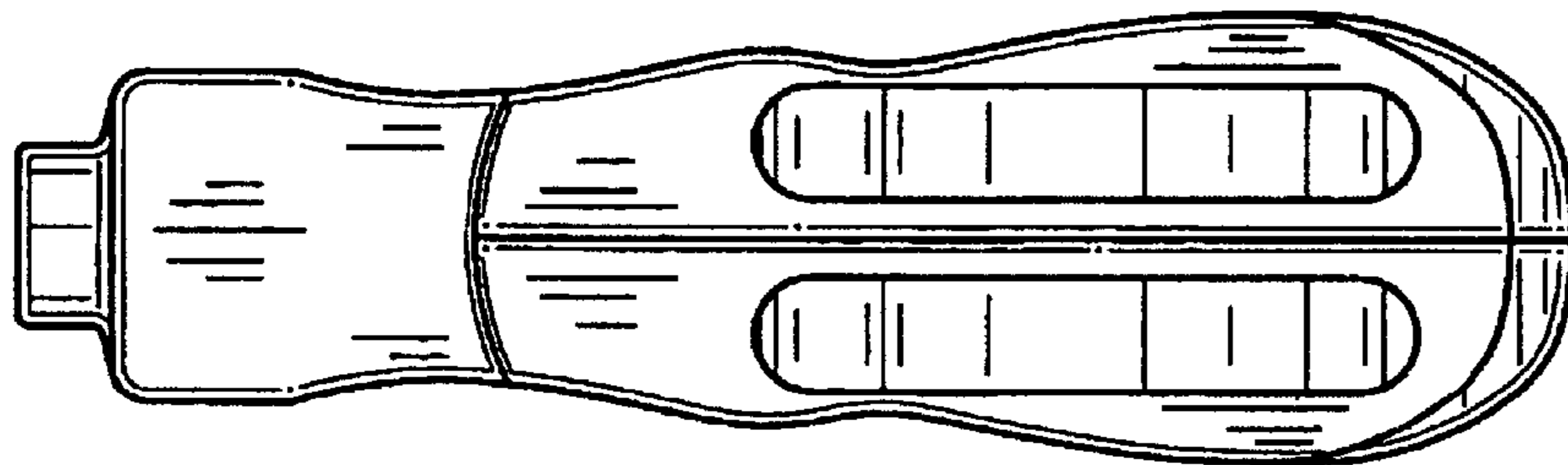


FIG. 4

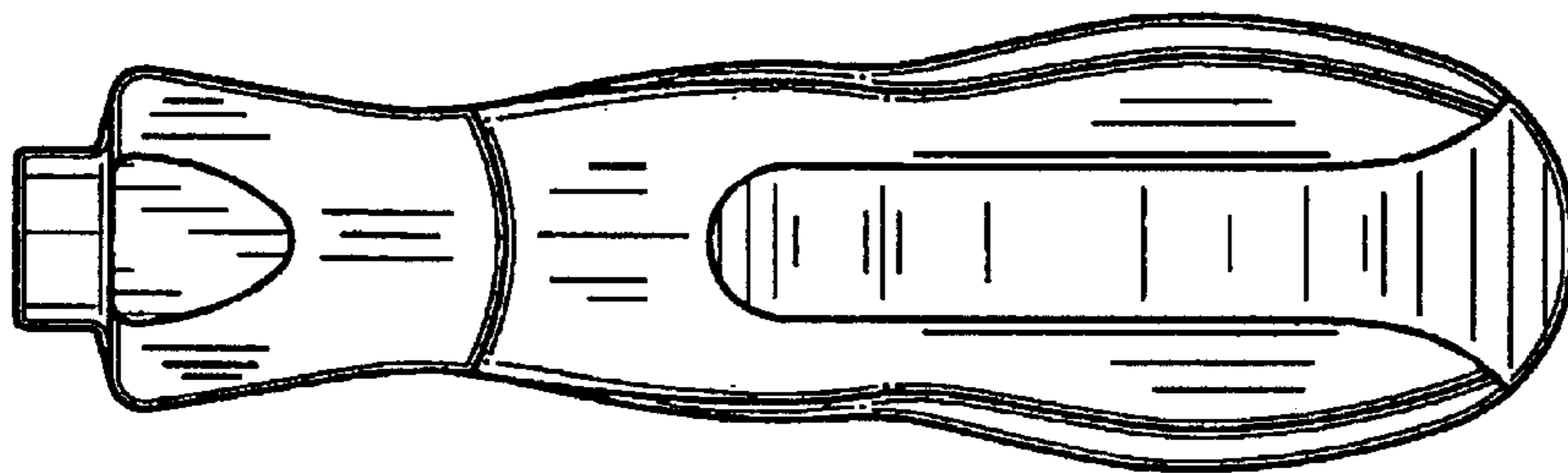


FIG. 6

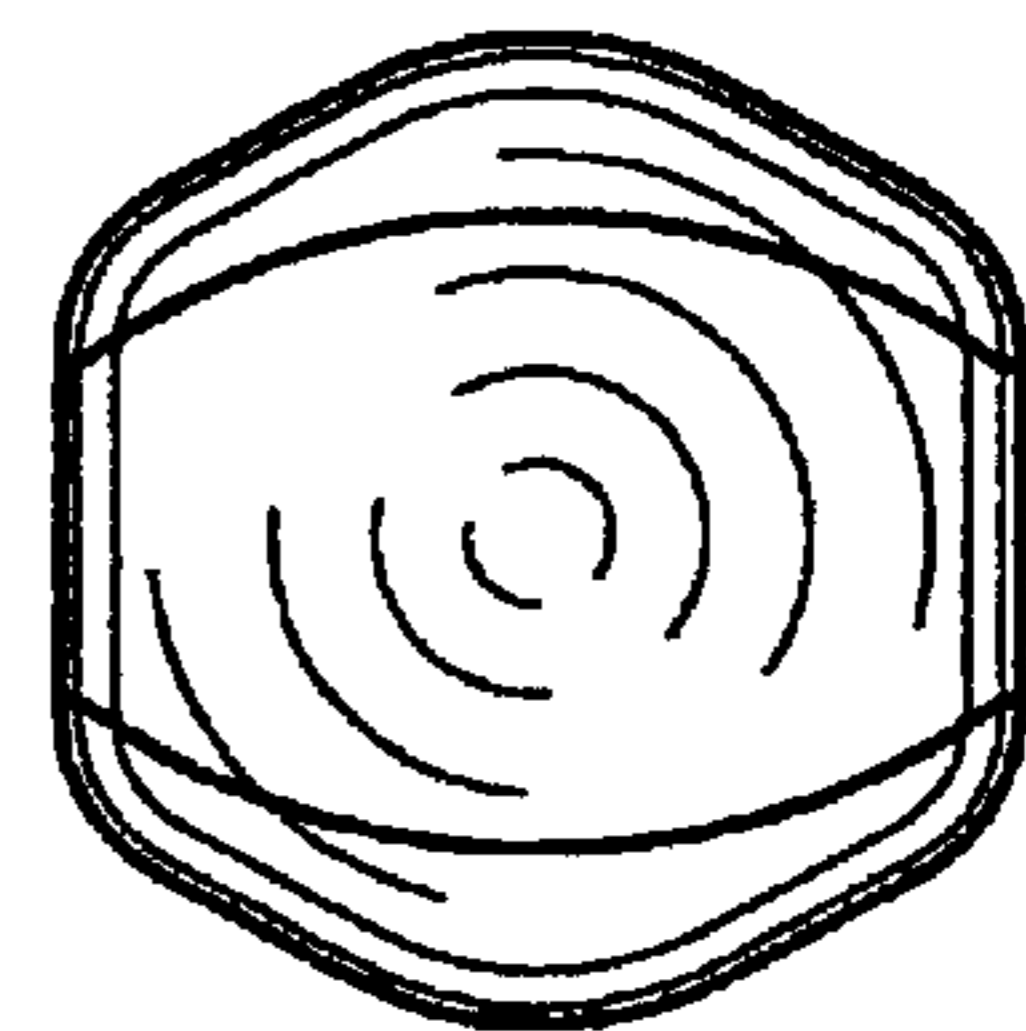


FIG. 5

