

US00RE42246E

(19) **United States**
(12) **Reissued Patent**
Logan, Jr.

(10) **Patent Number:** **US RE42,246 E**
(45) **Date of Reissued Patent:** **Mar. 22, 2011**

(54) **PORTABLE HEALTH CARE HISTORY INFORMATION SYSTEM**

(76) Inventor: **Carmen Logan, Jr.**, Skaneateles, NY (US)

(21) Appl. No.: **11/980,696**

(22) Filed: **Oct. 30, 2007**

Related U.S. Patent Documents

Reissue of:

(64) Patent No.: **7,039,628**
Issued: **May 2, 2006**
Appl. No.: **10/828,144**
Filed: **Apr. 21, 2004**

(51) **Int. Cl.**
G06F 17/30 (2006.01)

(52) **U.S. Cl.** **707/783; 707/705; 707/781; 726/27; 726/28; 705/2; 705/3**

(58) **Field of Classification Search** **705/2, 705/3; 713/200, 201; 707/2, 9, 10, 999.002, 707/999.009, 999.01; 726/27, 28**

See application file for complete search history.

(56) **References Cited**

U.S. PATENT DOCUMENTS

5,802,516 A * 9/1998 Shwartz et al. 707/6
6,117,073 A 9/2000 Jones et al. 600/300
6,463,417 B1 10/2002 Schoenberg 705/2
6,476,833 B1 * 11/2002 Moshfeghi 715/854
6,523,009 B1 2/2003 Wilkins 705/3

7,454,783 B2 * 11/2008 Dupouy et al. 726/7
2002/0022972 A1 2/2002 Costello 705/2
2002/0120470 A1 8/2002 Trice, Sr. 705/3
2002/0123909 A1 9/2002 Salisbury 705/3
2003/0088441 A1 5/2003 McNemey 705/3
2003/0105648 A1 * 6/2003 Schurenberg et al. 705/2
2003/0208382 A1 * 11/2003 Westfall 705/3

OTHER PUBLICATIONS

Syracuse Post Standard, Jan. 13, 2004, p. A-4; "Health Records Online Clinton Proposes Nationwide System".
The Big Basics Book of Windows 95, copyright 1997, Que, Second Edition, pp. 368-369.*

* cited by examiner

Primary Examiner—Hung Q Pham
(74) *Attorney, Agent, or Firm*—Bernhard P. Molldrem, Jr.

(57) **ABSTRACT**

A portable health care records system employs a server on which the health care records of participating patients are stored. The patients are issued cards that are inserted into the patient's computer to access each patient's records via the Internet for review and editing. The patient record is protected by patient ID and password. Treating physicians have access to each patient's records for review and update. A firewall permits patients to review their own health records only, but permits the physician to review both the physician files and the patient files. An read-only emergency screen containing important medical data about the patient may be accessed without the patient's password. Records of many patients and of many clinics are maintained on a common server, so that the patient record can be accessed globally.

7 Claims, 21 Drawing Sheets

58

<input type="button" value="Home"/> <input type="button" value="Main Patient Page"/> <input type="button" value="Emergency Room View"/> <input type="button" value="Reminders"/> <input type="button" value="LogOut"/> <input type="button" value="Help"/>																			
<input type="radio"/> GENERAL INFORMATION																			
<input type="radio"/> General Information <input type="radio"/> Medical Information <input type="radio"/> Physicians <input type="radio"/> Insurance <input type="radio"/> Visits <input type="radio"/> Medications <input type="radio"/> Allergies <input type="radio"/> Diet <input type="radio"/> Daily Living Aids <input type="radio"/> Disabilities <input type="radio"/> Family History <input type="radio"/> Illnesses <input type="radio"/> Immunizations <input type="radio"/> Surgeries <input type="radio"/> Diagnosis <input type="radio"/> Advanced Directives <input type="radio"/> Medical Notes <input type="radio"/> Emergency Contacts	<p>The General Information form only needs to be completed once. However, it is highly recommended that you complete as much of the information as possible. Such information as telephone numbers, home address, social security number, employer information is vital information to recorded and up-to-date for family members.</p> <p>Please update the information contained in this form as it changes. Click on the Edit... button to open the form and modify the information.</p> <hr/> <p>PATIENT: CARMEN LOGAN JR. <input type="button" value="Edit..."/> 60</p> <table> <tr> <td>Home Address</td> <td>Day Phone</td> <td>Evening Phone</td> <td>Cell Phone</td> </tr> <tr> <td>60 E. Genesee St. Skaneateles, NY 13157</td> <td>315-555-1111</td> <td>315-555-1122</td> <td>315-444-5555</td> </tr> </table> <table> <tr> <td>Employer</td> <td>Title</td> </tr> <tr> <td>MDRS</td> <td>President/CEO</td> </tr> </table> <table> <tr> <td>1110 W. Genesee St.</td> <td>Phone</td> <td>315-222-9595</td> </tr> <tr> <td>Syracuse, NY 13290</td> <td>Fax</td> <td>315-222-9596</td> </tr> </table> <p>Email: phjr1@aol.com Date of Birth: 4/15/1937</p>	Home Address	Day Phone	Evening Phone	Cell Phone	60 E. Genesee St. Skaneateles, NY 13157	315-555-1111	315-555-1122	315-444-5555	Employer	Title	MDRS	President/CEO	1110 W. Genesee St.	Phone	315-222-9595	Syracuse, NY 13290	Fax	315-222-9596
Home Address	Day Phone	Evening Phone	Cell Phone																
60 E. Genesee St. Skaneateles, NY 13157	315-555-1111	315-555-1122	315-444-5555																
Employer	Title																		
MDRS	President/CEO																		
1110 W. Genesee St.	Phone	315-222-9595																	
Syracuse, NY 13290	Fax	315-222-9596																	

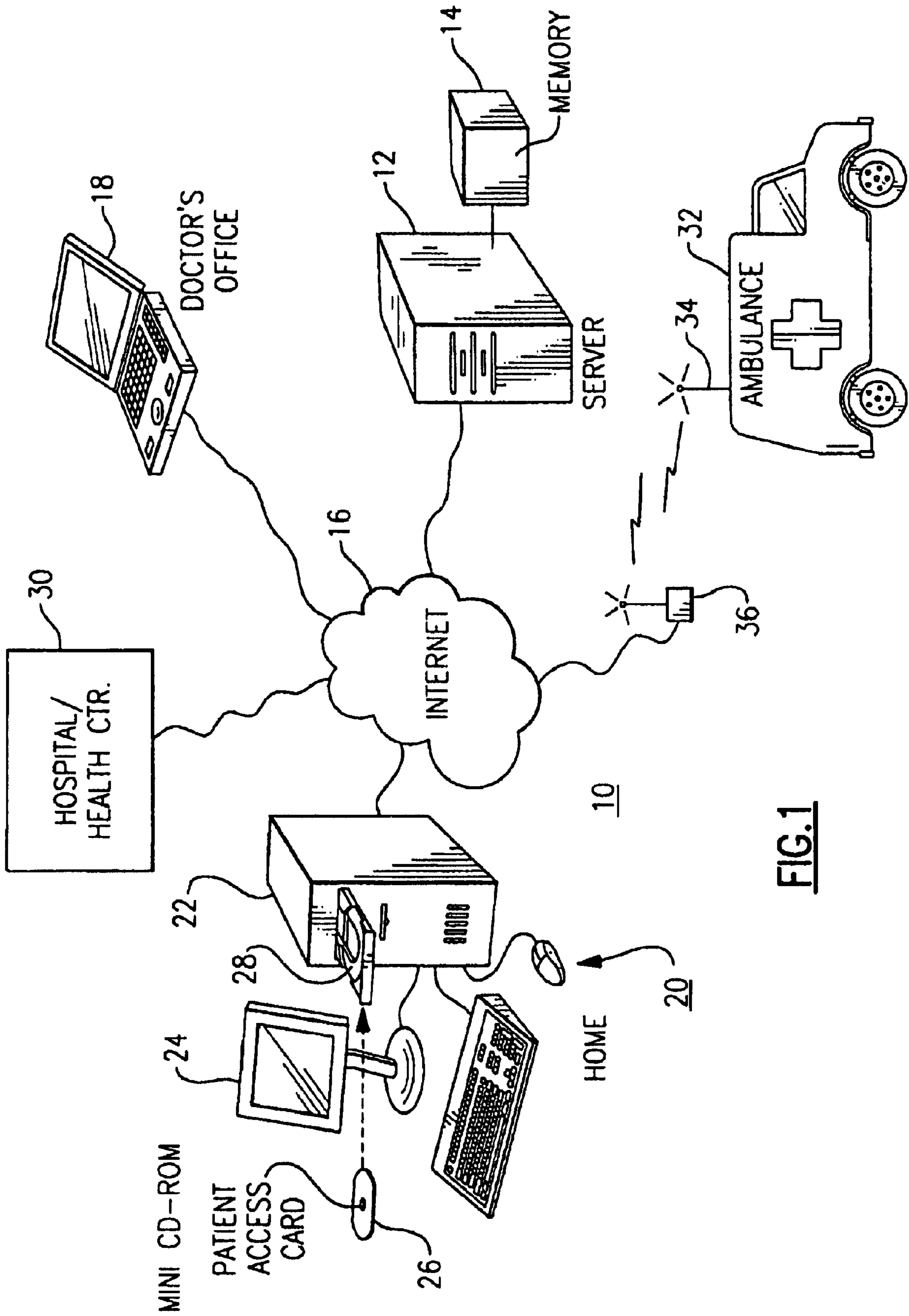


FIG. 1

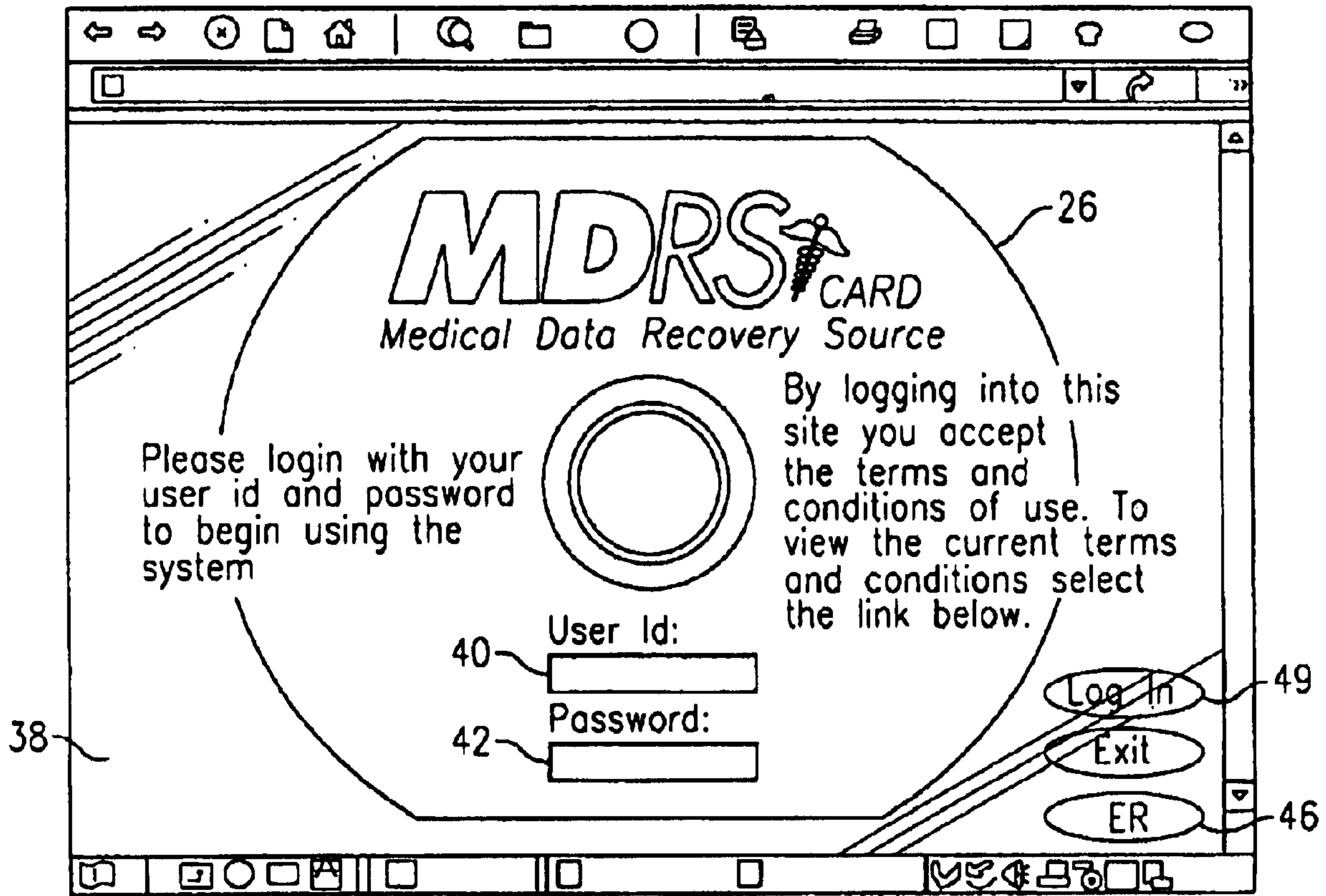


FIG.2




FIG.4

Home Main Patient Page Emergency Room View Reminders LogOut Help

General Information
 Medical Information Date of Birth 4/18/1937 Blood Type O Positive
 Physicians
 Insurance
 Visits
 Medications
 Allergies
 Diet
 Daily Living Aids
 Disabilities
 Family History
 Illnesses
 Immunizations
 Surgeries
 Diagnosis
 Advanced Directives
 Medical Notes
 Emergency Contacts

EMERGENCY INFORMATION

Emergency Name: Clar Roths
 Primary Physician: Dr. Rutko
 Allergy Name: Aspirin-Medication
 Medication Name: Atrovent, Flonase, Flovent, Lipitor, Prilosec, Singualar
 Day Phone: 315-555-1111
 Telephone: 555-7777
 Severity: Mild
 Dosage: 2 Units PRN, 2puffs/morn, 2puffs/morn, 20 mg/qd, 10 mg/qd, 10 mg/qd
 Evening Phone: 315-555-1122
 Cell Phone: 315-444-5555
 Relationship: Health Care Proxy

Trigger: Usage
 Bronchodilation Control Nasal Area
 To open airways
 Lower Cholesterol
 Reflux
 Control Nasal Area

Medical Warning Notes: 2/22/2001 do not administer aspirin --- allergic administer Advil

91

This is what an ER doctor/caregiver would have to access to.

48

FIG. 3

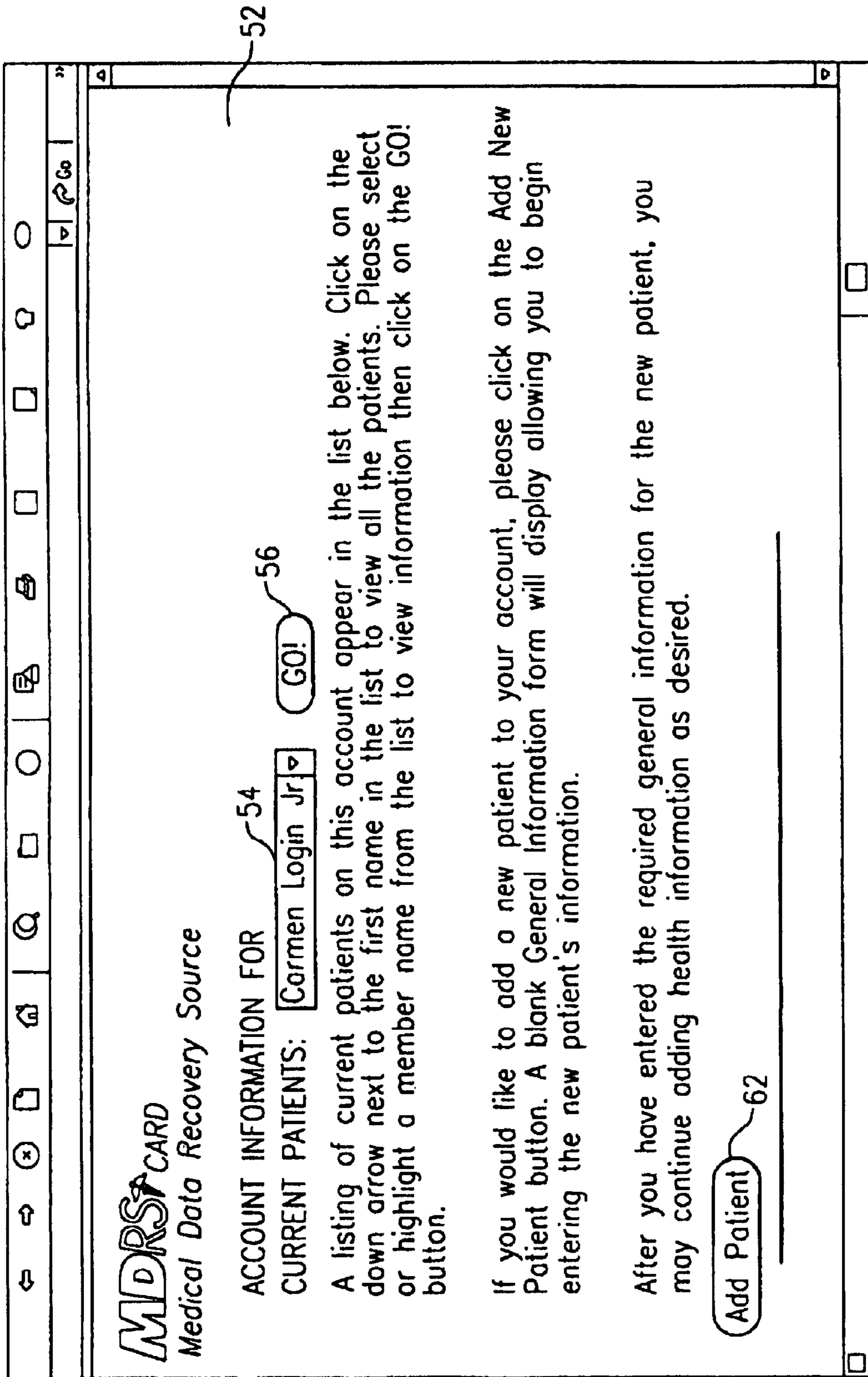


FIG. 5

58

Home Main Patient Page Emergency Room View Reminders LogOut Help

GENERAL INFORMATION

The General Information form only needs to be completed once. However, it is highly recommended that you complete as much of the information as possible. Such information as telephone numbers, home address, social security number, employer information is vital information to recorded and up-to-date for family members.

Please update the information contained in this form as it changes. Click on the Edit... button to open the form and modify the information.

PATIENT: CARMEN LOGAN JR. 60

Home Address	Day Phone	Evening Phone	Cell Phone
60 E. Genesee St.	315-555-1111	315-555-1122	315-444-5555
Skaneateles, NY 13157			

Employer	Title
MDRS	President/CEO
1110 W. Genesee St.	Phone 315-222-9595
Syracuse, NY 13290	Fax 315-222-9596
Email: phjr1@aol.com	
Date of Birth: 4/15/1937	

- General Information
- Medical Information
- Physicians
- Insurance
- Visits
- Medications
- Allergies
- Diet
- Daily Living Aids
- Disabilities
- Family History
- Illnesses
- Immunizations
- Surgeries
- Diagnosis
- Advanced Directives
- Medical Notes
- Emergency Contacts

FIG. 6

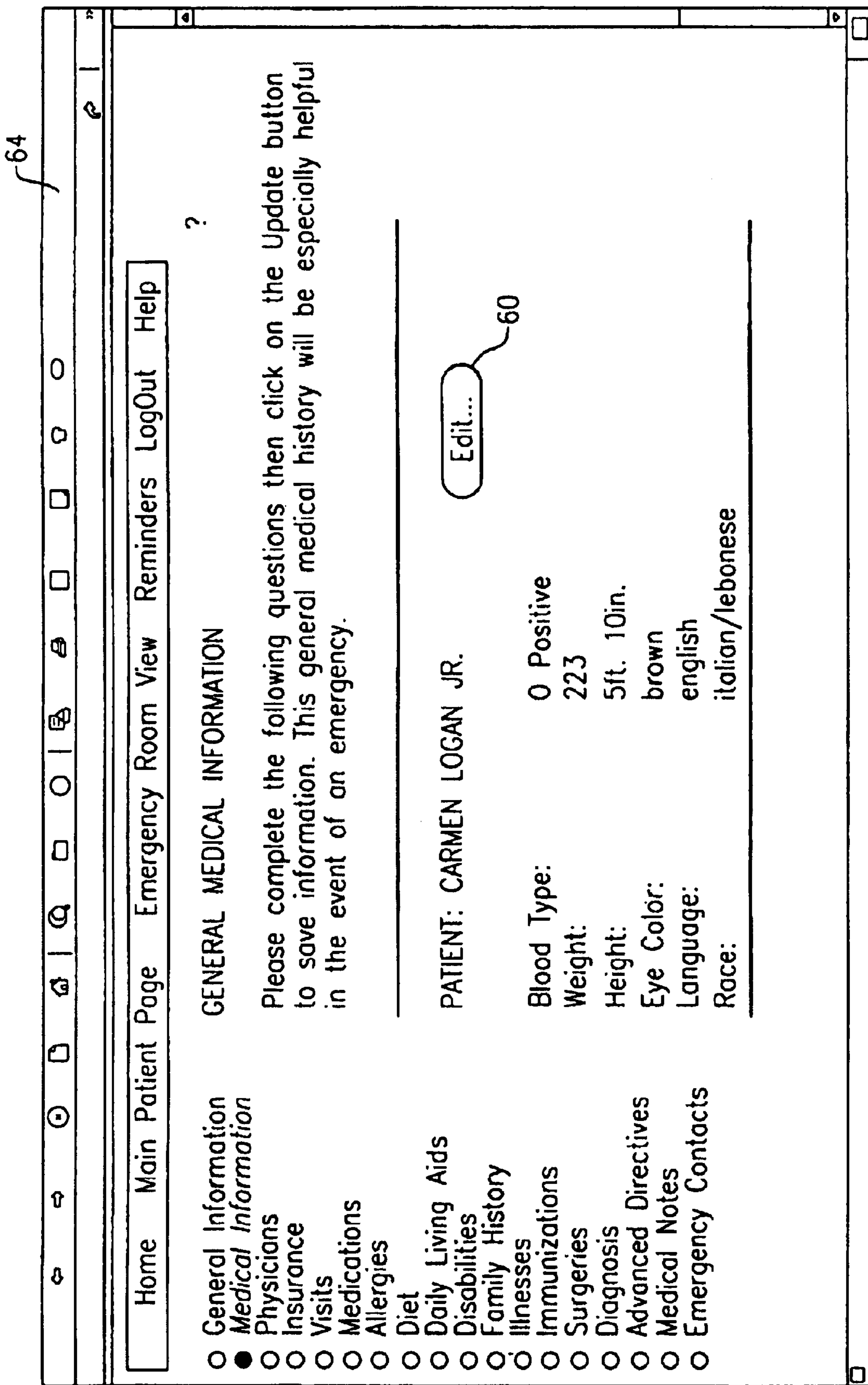


FIG.7

Home Main Patient Page Emergency Room View Reminders LogOut Help

General Information
 Medical Information
 Physicians
 Insurance
 Visits
 Medications
 Allergies
 Diet
 Daily Living Aids
 Disabilities
 Family History
 Illnesses
 Immunizations
 Surgeries
 Diagnosis
 Advanced Directives
 Medical Notes
 Emergency Contacts

Blood Type: Kilograms
 Weight: Pounds Kilograms
 Height:
 Eye Color:
 Religion:
 Primary Language:
 Race:

DO YOU USE/HAVE ANY OF THE FOLLOWING?

Contacts Yes No
 Eye Glasses Yes No
 Braces Yes No
 Hearing Aid Yes No
 Pacemaker Yes No
 Prosthesis Yes No
 Dentures Yes No
 Do you smoke cigarettes?
 Please describe usage:
 Yes No
 Do you drink alcohol?
 Please describe usage:
 Yes No
 Are you recovering from an addiction? Yes No

FIG.8

Home Main Patient Page Emergency Room View Reminders LogOut Help

EMERGENCY INFORMATION

General Information
 Medical Information
 Physicians
 Insurance
 Visits
 Medications
 Allergies
 Diet
 Daily Living Aids
 Disabilities
 Family History
 Illnesses
 Immunizations
 Surgeries
 Diagnosis
 Advanced Directives
 Medical Notes
 Emergency Contacts

Date of Birth 4/18/1937
 Blood Type 0 Positive

Emergency Contacts
 Name: Clar Roth
 Day Phone 315-555-1111
 Evening Phone 315-555-1122
 Cell Phone 315-457-444-5555
 Relationship Health Care Proxy

Primary Physician Dr. Rutko
 Telephone 555-7777

Allergy Name Aspirin-Medication
 Severity Mild
 Trigger Usage

Medication Name Atrovent
 Dosage 2 Units PRN
 Usage Bronchodilation

Flonase 2puffs/morn
 Usage Control Nasal Area

Flovent 2puffs/morn
 Usage To open airways

Lipitor 20 mg/qd
 Usage Lower Cholesterol

Prilosec 10 mg/qd
 Usage Reflux

Singular 10 mg/qd
 Usage Control Nasal Area

Medical Warning Notes
 2/22/2001 do not administer aspirin ---
 allergic administer Advil

FIG.9

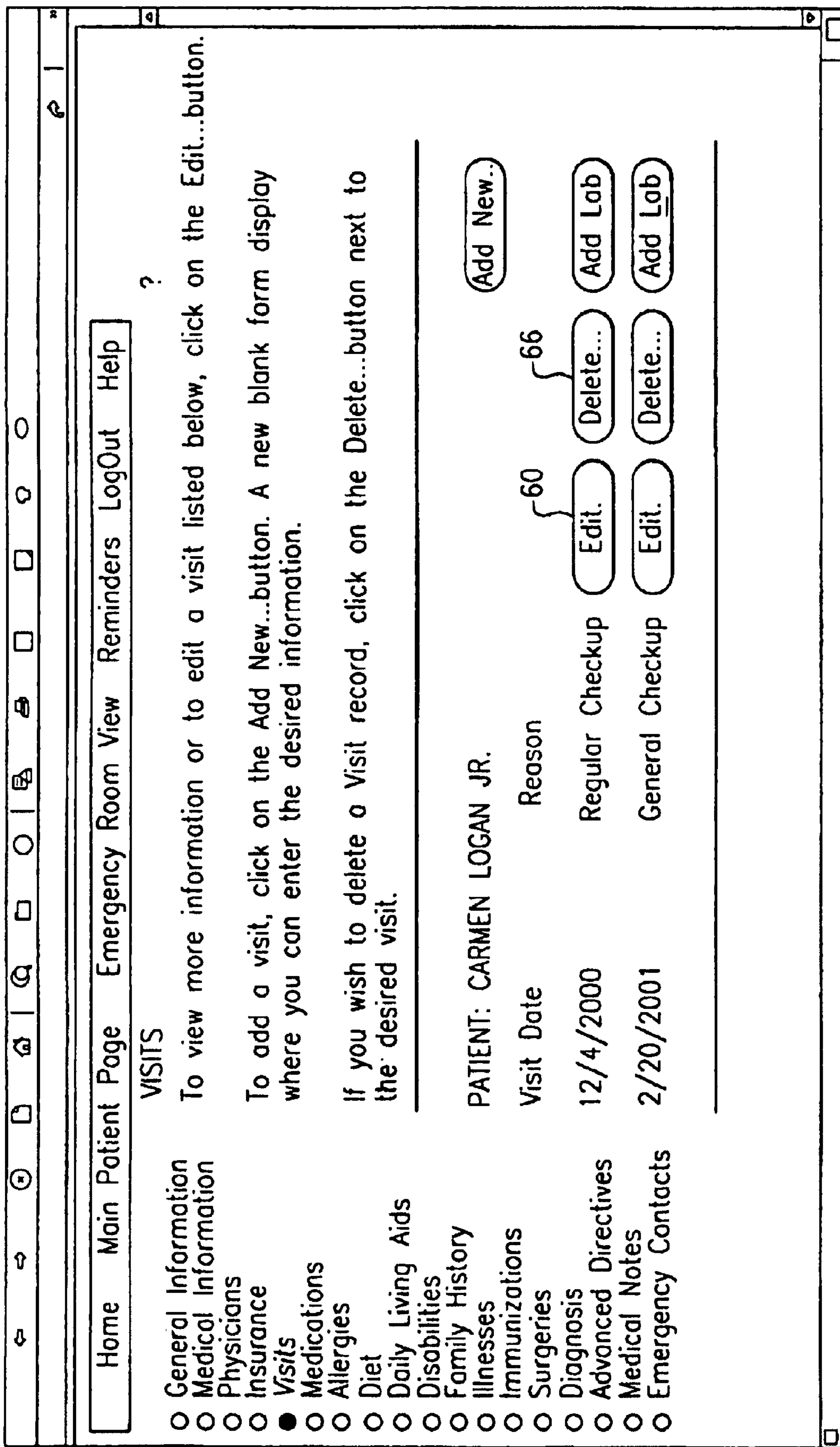


FIG.10

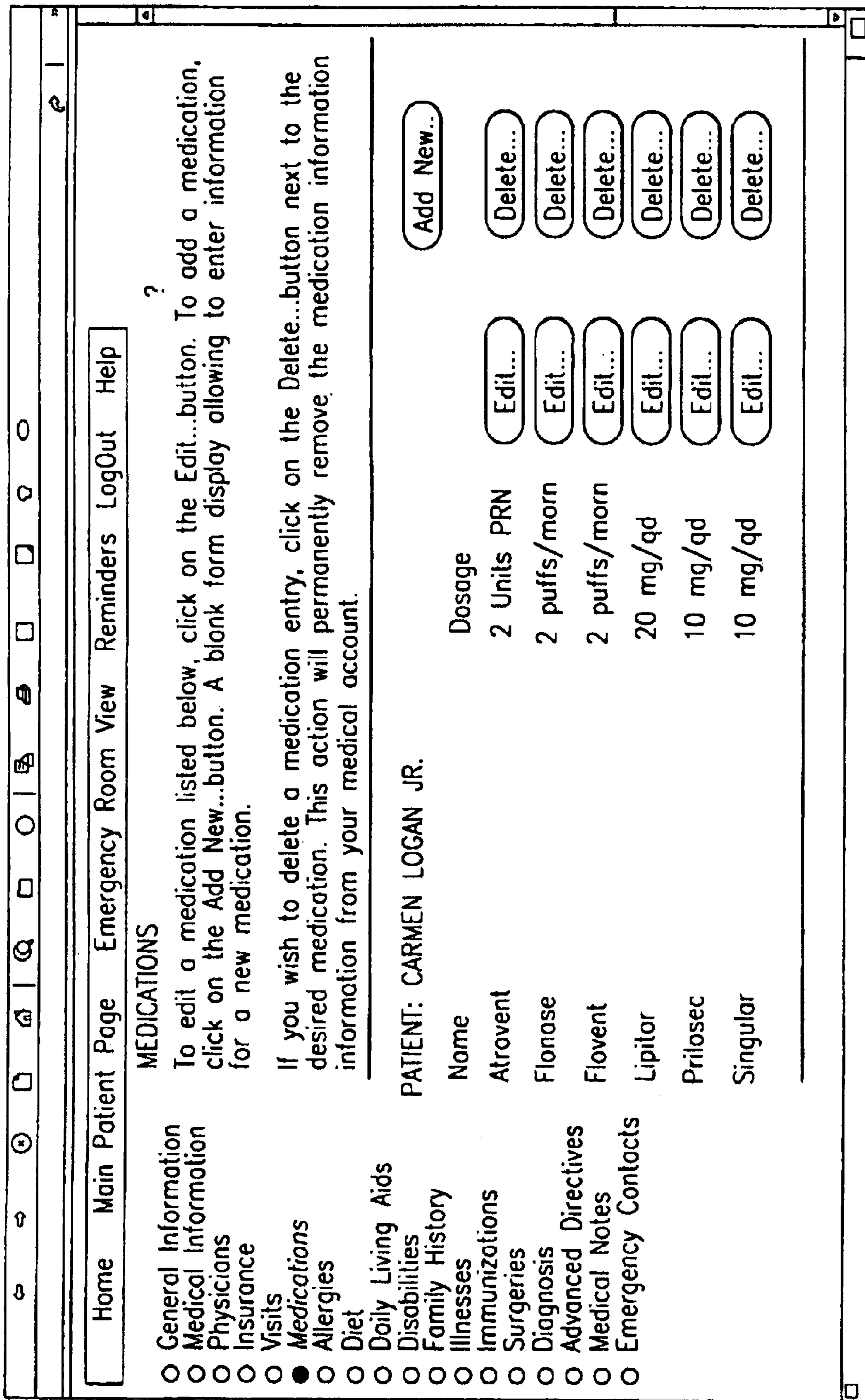


FIG.11

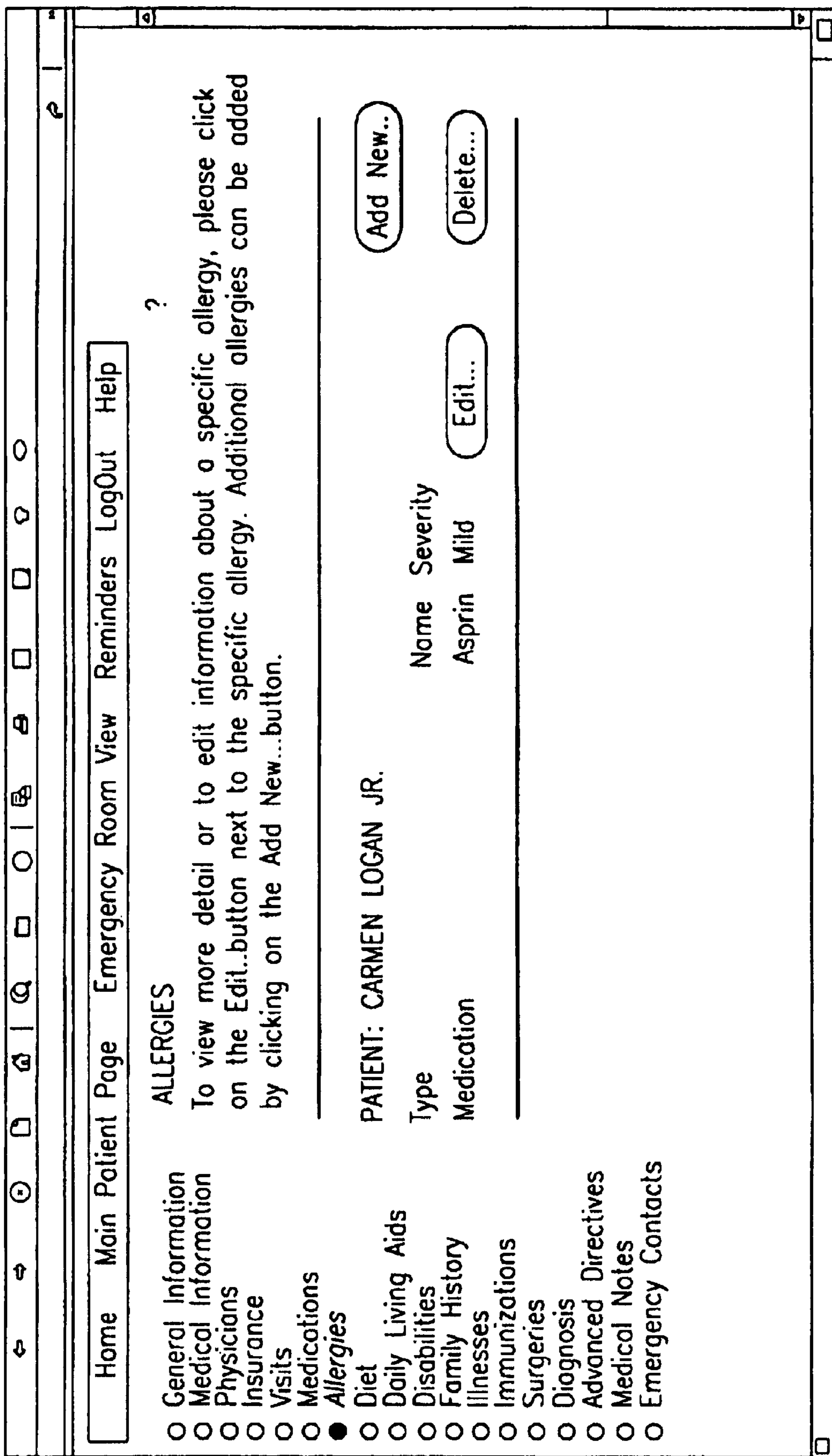


FIG.12

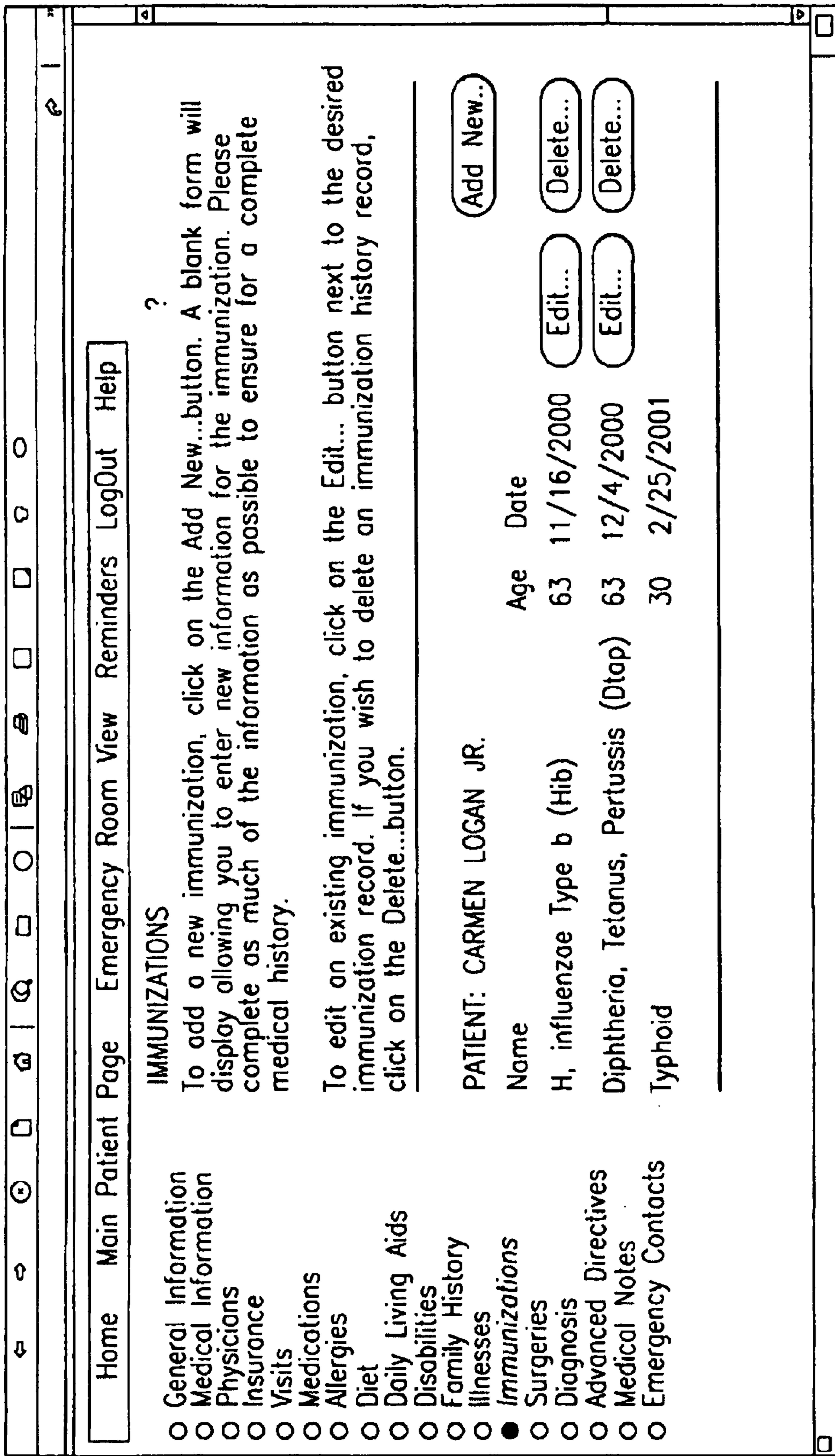


FIG.13

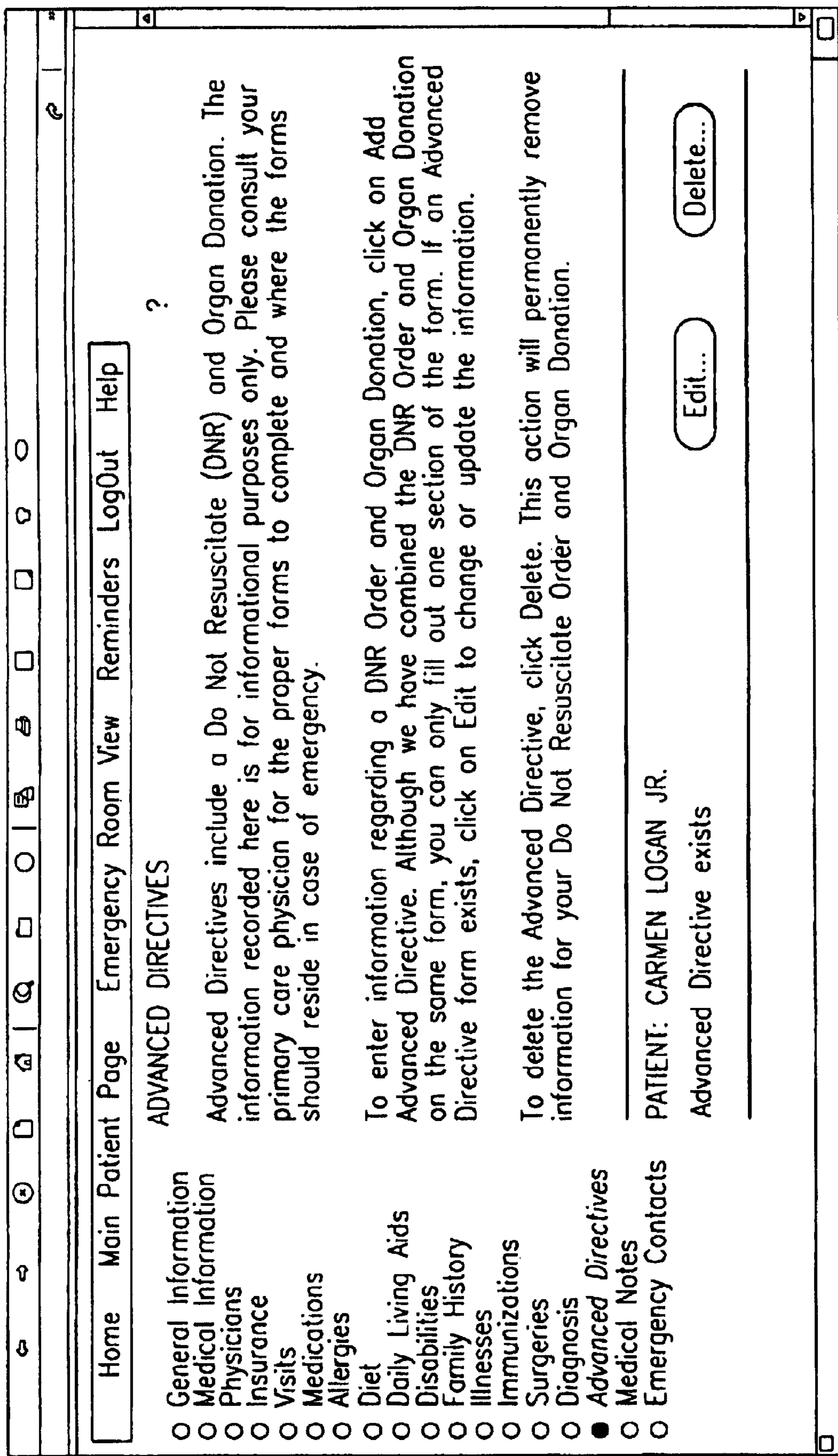


FIG.14

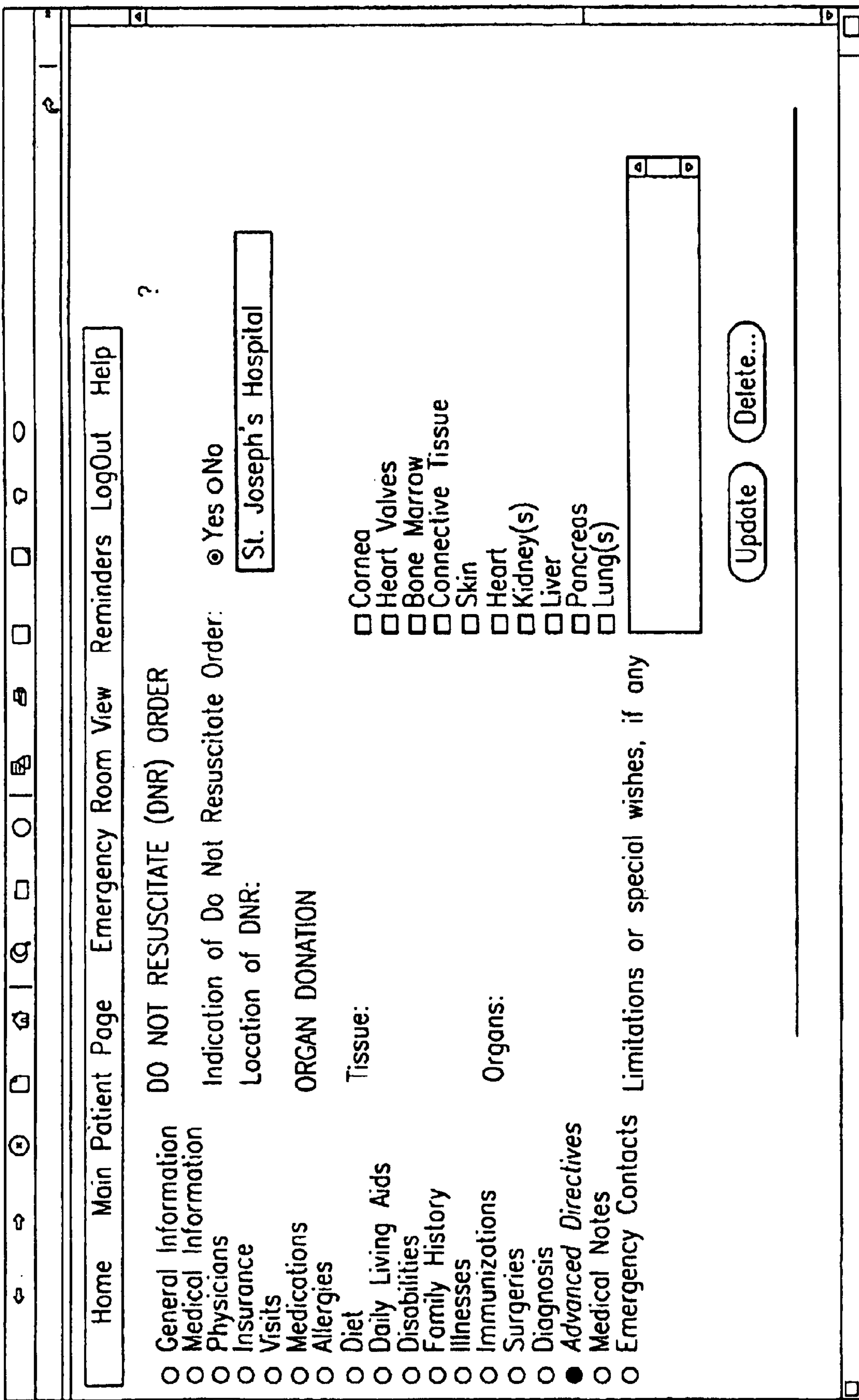


FIG.15

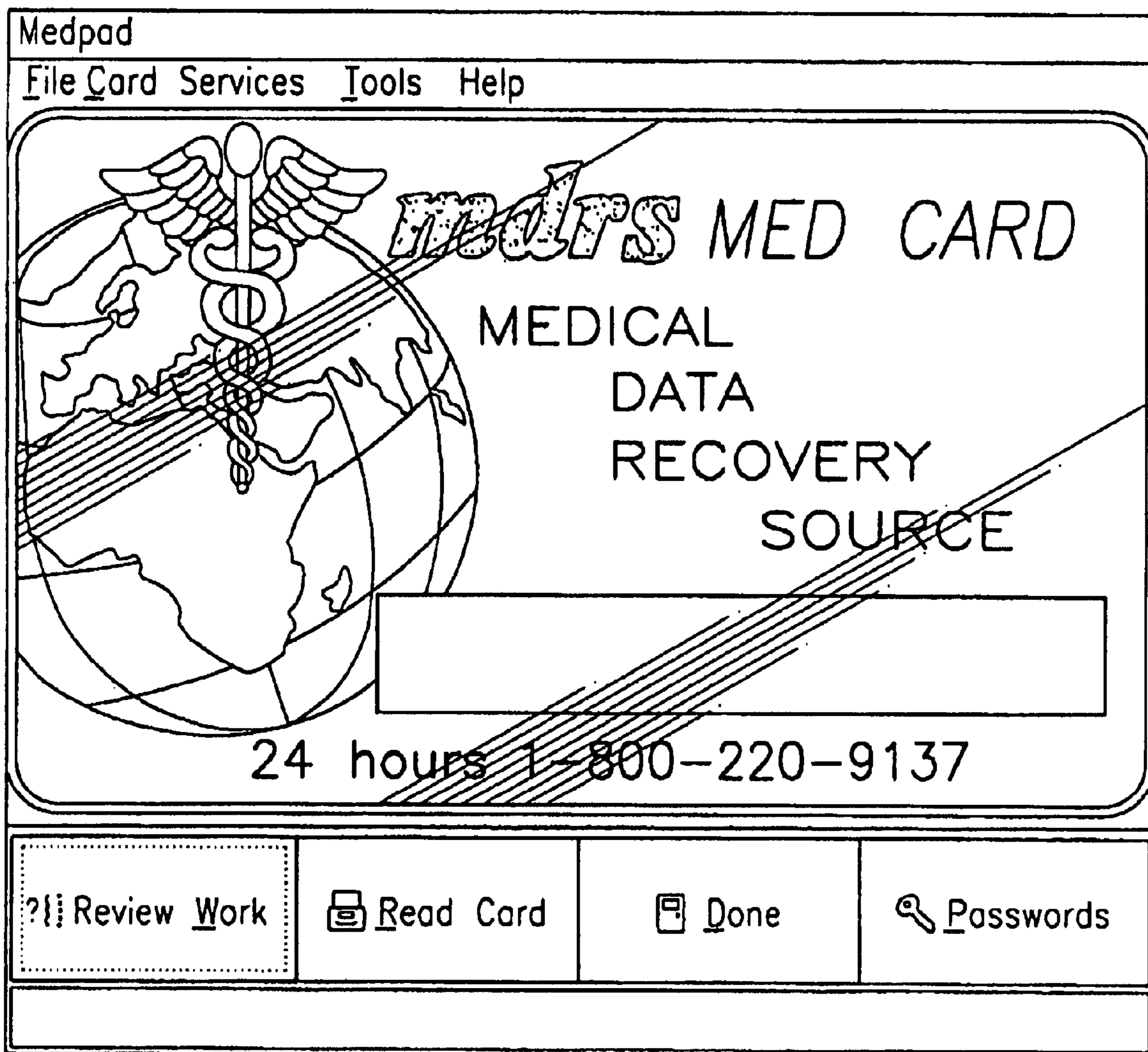


FIG.16

Last Name JONES		First Name JESSE		Middle J	Sex F	DOB 12/30/1899	Ht 00'	Wt 00'	Race	Blood	Marital Status
Primary Provider DR. RUTKO		Doc#	Medical Account #	SSN	Home #	Phone #	Ext.				
Demo-graphics	Card/Pin	Encounters	Allergies	Medications	Labs	Problems	Emergency	Immunizations	Reset	Mic Off	
About Visit											
Service Date 01/9/2002		Base# 1309	Enc# 5								
Physician SAWYER, ALBERT											
Local Chart Id											
Change Date 01/17/2002		10:34:29 A									
01/09/2002 Revised SAWYER, AL		06/09/1999 Revised SAWYER, AL		05/28/1999		05/26/1999 SAWYER, AL		05/25/1999 Revised SCHAEFFER, ELL			
About Visit		About Visit									
Symptoms		Symptoms									
Referrals		Referrals									
Diagnosis		Diagnosis									
Procedures		Procedures									
Service Notes		Service Notes									
Cancel		Edit									
New Encounter		Print CkeckOff									
Print Encounter		Save (Card)									
Exit		Exit									

70

FIG.17

Last Name		First Name		Middle	Sex	DOB	Ht	Wt	Race	Blood	Marital Status							
JONES		JESSE		J	F	12/30/1899	00											
Primary Provider		Doc#		Medical Account #	SSN	Home #	Phone #	Ext.										
DR. RUTKO				:-:-	--	() -	() -											
Demo-graphics	Card/Pin	Encounters	Allergies	Medications	Labs	Problems	Emergency	Immunizations	Reset	Ⓜ Mic Off								
Credit Card Information				Health Proxy Information														
Card Number		Expiration Date		<input type="checkbox"/> Signed Health Proxy <u>Name</u> <input type="text"/> <u>Phone</u> <input type="text"/> <u>Contact Information</u> <input type="text"/>														
Pin		Emergency		<input type="checkbox"/> Organ Donor <input type="checkbox"/> D.N.R														
<input type="text"/>		<input type="text"/>		<input type="checkbox"/> Organ Donor <input type="checkbox"/> D.N.R														
Emergency Phone		Ext		<input type="text"/> <input type="text"/>														
<input type="text"/>		<input type="text"/>		<input type="text"/> <input type="text"/>														
<table border="1"> <tr><td>Cancel</td></tr> <tr><td>Edit</td></tr> <tr><td>New Encounter</td></tr> <tr><td>Print CkeckOff</td></tr> <tr><td>Print Encounter</td></tr> <tr><td>Save (Card)</td></tr> <tr><td>Exit</td></tr> </table>												Cancel	Edit	New Encounter	Print CkeckOff	Print Encounter	Save (Card)	Exit
Cancel																		
Edit																		
New Encounter																		
Print CkeckOff																		
Print Encounter																		
Save (Card)																		
Exit																		

FIG.18

Last Name		First Name		Middle	Sex	DOB	Ht	Wt	Race	Blood	Marital	Status														
JONES		JESSE		J	F	12/30/1899	00'																			
Primary Provider		Doc#		Medical Account #	SSN	Home #		Phone #		Ext.																
DR. RUTKO		: - - :		- -	- -	() -		() -																		
Demo - graphics	Card / Pin	Encount - ers	Allergies	Medications	Labs	Problems	Emer - gency	Immun - izations	Reset	Mic	Off															
Service Note																										
itchy feet																										
<table border="1"> <tr> <td>About Visit</td> <td>Cancel</td> </tr> <tr> <td>Symptoms</td> <td>Edit</td> </tr> <tr> <td>Referrals</td> <td>New Encounter</td> </tr> <tr> <td>Diagnosis</td> <td>Print CkeckOff</td> </tr> <tr> <td>Procedures</td> <td>Print Encounter</td> </tr> <tr> <td>Service Notes</td> <td>Save (Card)</td> </tr> <tr> <td>Dialog Assist</td> <td>Exit</td> </tr> </table>													About Visit	Cancel	Symptoms	Edit	Referrals	New Encounter	Diagnosis	Print CkeckOff	Procedures	Print Encounter	Service Notes	Save (Card)	Dialog Assist	Exit
About Visit	Cancel																									
Symptoms	Edit																									
Referrals	New Encounter																									
Diagnosis	Print CkeckOff																									
Procedures	Print Encounter																									
Service Notes	Save (Card)																									
Dialog Assist	Exit																									
01/09/2002 Revised SAWYER, AL			06/09/1999 Revised SAWYER, AL			05/28/1999			05/26/1999 SAWYER, AL			05/25/1999 Revised SCHAEFFER. ELL														

FIG.19

Last Name		First Name		Middle	Sex	DOB	Ht	Wt	Race	Blood	Marital	Status
JONES		JESSE		J	F	12/30/1899	00'					
Primary Provider		Doc#		Medical Account #	SSN	Home #	Phone #		Ext.			
DR. RUTKO				:-:-:	--	() -	() -					
Demo-graphics	Card/Pin	Encounters	Allergies	Medications	Labs	Problems	Emergency	Immunizations	Reset	Mic	Off	
-Diagnosis-												
1	001	CHOLERA										
2	001	CHOLERA										
3	665.01	RUPTURE OF UTERUS BEFORE ONSET OF LABOR.										
4	747.82	SPINAL VESSEL ANOLMALY										
5	724.09	SPINAL STENOSIS OF OTHER REGION										
6												
01/09/2002 Revised SAWYER, AL		06/09/1999 Revised SAWYER, AL		05/28/1999		05/26/1999 SAWYER, AL		05/25/1999 Revised SCHAEFFER. ELL				

About Visit	Cancel
Symptoms	Edit
Referrals	New Encounter
Diagnosis	Print CkeckOff
Procedures	Print Encounter
Service Notes	Save (Card)
	Exit

FIG. 20

ICD-9

Number Pad

Select By

- Code Number
- Description

Codes In Lookup

- All
- Doctor's

ICD_CODE	ICD_DESC
001	CHOLERA
001.0	CHOLERA DUE TO VIBRIO CHOLERAE
001.1	CHOLERA DUE TO VIBRIO CHOLERAE EL TOR
001.9	CHOLERA, UNSPECIFIED
002	TYPHOID AND PARATYPHOID FEVERS
002.0	TYPHOID FEVER
002.1	PARATYPHOID FEVER A

◀ ▶

✓ OK ✕ Clear ✕ Cancel

FIG.21

Allergies (Edit)

Allergy

▶ []

Add Edit Delete Save Cancel Reset

FIG.23

Last Name		First Name		Middle	Sex	DOB	HI	Wt	Race	Blood	Morital	Status		
JONES		JESSE		J	F	12/30/1899	00							
Primary Provider		Doc#		Medical Account #	SSN	Home #	Phone #	Ext.						
DR. RUTKO					--	() -	() -							
Demo-graphics	Card/Pin	Encount-ers	Allergies	Medications	Labs	Problems	Emer-gency	Immun-izations	Reset	Mic Off				
Diagnosis														
1	61510	REMOVAL OF BRAIN LESION												
2														
3														
4														
5														
6														
About Visit														
Symptoms														
Referrals														
Diagnosis														
Procedures														
Service Notes														
Cancel														
Edit														
New Encounter														
Print CkeckOff														
Print Encounter														
Save (Card)														
Exit														
01/09/2002 Revised SAWYER, AL			06/09/1999 Revised SAWYER, AL			05/28/1999			05/26/1999 SAWYER, AL			05/25/1999 Revised SCHAEFFER. ELL		

FIG.22

**PORTABLE HEALTH CARE HISTORY
INFORMATION SYSTEM**

Matter enclosed in heavy brackets [] appears in the original patent but forms no part of this reissue specification; matter printed in italics indicates the additions made by reissue.

BACKGROUND OF THE INVENTION

This invention is directed to a system for maintaining large number of patient medical records, for providing the patients with access to their personnel records, and which can provide patient health and treatment records, including many categories of medical history, to the person's medical practitioner, using a network such as a local network, a wide area network, or a global computer network such as the Internet.

There is at present a need for real-time access to patient information. The availability of patient information to the practitioner can benefit the cost and quality of medical care, by speeding the examination process, eliminating duplicate testing, eliminating duplication of services, documenting physician care, and reducing the chance of mistake. At present, there is a lack of efficient patient information flow between segments of the healthcare industry. The patient information systems that are currently in use are either primarily physician-based, hospital-based, or insurance-based, and not patient-based. These systems are interactively limited, are quite expensive, and do not provide any simple access tool for the patient or for the medical community.

At present, it has been reported that physicians spend up to 58% of their time documenting patient care. Other research indicates that 30% of patient encounters now occur without the physician having access to the patient's charts. Also, as much as 90% of emergency department visits occur without the physician having any knowledge of the patient's medical history or prior medical treatments. At the same time, studies show that 11% of all medical laboratory testing is redundant and unnecessary, adding at least one billion dollars (\$1,000,000,000) annually to America's medical costs. Other research indicates that about 33% of elderly admissions were the direct result of contraindicated drugs.

A number of computerized systems for tracking patient medical records have been previously proposed, but these do not address the problem of how to provide patients with access to a centralized repository of their medical records and health data. These prior systems do not provide the physicians that the patient may visit with the patient's medical history, allergies, medication data, or other important health data.

A prior approach, as discussed in McNerney Published Appln. U.S. 2003/0088441, deals with a patient medical record system in which relevant patient medical information is accessed via a CD-ROM, with the records being stored at a central server. X-rays and prescriptions can be included in the medical records that are uploaded to the server. While the patient can access his or her own medical files, this requires using a special kiosk that is located at the healthcare provider's location, and the patient interface is basically limited to entering patient personal information.

Wilkins U.S. Pat. No. 6,523,099 relates to an individualized patient medical record system, where the patient can later review his or her own medical records. The patient carries a digital record on his or her person, with the entire medical record being stored on a portable data memory device, e.g., a CD-ROM.

What appears to be lacking in the previously proposed systems is a patient health care record system that is easily accessed, e.g., by inserting a CD-ROM in to a computer, whereby the computer can automatically access the host server via the Internet, and where the patient can access his or her own files by inserting a PIN or other identifying password to access the patient's own complete medical history. The prior art also fails to show a system where the patient or emergency room personnel can obtain a limited, read-only version of the patient history without having the patient's PIN number. The prior proposed systems did not employ a two-way firewall that would permit the patient to read and modify his or her own records, but not the physician's records nor those of other patient, but permits the physician to modify his own records plus the patient's records.

A number of adverse patient care problems arise from medical record unavailability or mismanagement. One recent study indicates that physicians devote a significant share of their time just to patient care documentation. By making it possible for the physician to devote a higher fraction of time to patient care, the level of care would improve without a cost increase. Also, an estimated 90% of emergency department visits occur without any knowledge of the patient records or of the patient's prior conditions. This can lead to many errors from misdiagnosis. Studies have also shown that 11% of laboratory testing is redundant, and not needed, which adds an additional one billion dollars to medical costs annually. Prescribing or administering contra-indicated drugs to the patient is also a problem, and recent research indicates that a third of all elderly admissions have been the direct result of contra-indicated drugs.

It would be desirable to allow access to the patient's medical records on any standard, general small computer, i.e. laptop or desk top personal computers, where the patient medical history is called up using the computer's Internet browser. The objective is to achieve a better patient throughput for the physician, as the physician would have the patient's entire medical history, including prior diagnoses, prescriptions, immunizations, allergies, and surgeries and procedures when meeting with the patient. The patient would have the ability to maintain the patient's own records, but the system would also allow the physician complete and accurate medical information, with the ability to update the patient's medical data. Having all prior procedures and diagnoses listed would improve accuracy of the medical data and medical histories of patients, and would eliminate unnecessary retesting. The treating physicians and pharmacists would have access to prior medication prescriptions and dosages for the patient, as well as patient allergy and reaction information. Knowledge of what other drugs the patient takes goes a long way towards eliminating the risk of life-threatening prescription interactions.

Desirably, the medical records should be accessible by the doctors or hospital personnel without requiring special training, with the physician's or other care provider's computer providing access to the patient's medical records.

It would also be desirable to have a single unified system that both keeps the patient records for all the participating patients, and provides access to the patient's health records at remote sites over the Internet.

OBJECTS AND SUMMARY OF THE
INVENTION

Accordingly, it is an object of this invention to provide a web-based, i.e., network based, medical records storage and retrieval system that operates means of the web browser

3

installed in a computer, and which avoids the drawbacks and deficiencies of the prior art.

It is another object to provide a means of home interaction between the patient and the health care provider(s), allowing the patient to view and edit the patient's medical record and medical history, to view and change appointments, and to review prescription data including dosages and refill information.

It is a further object to provide a system that provides the medical care provider, e.g., physician, nurse, or emergency response team, with a complete record of the patient's prior treatments, surgical procedures, immunizations, allergies, blood type, and other important data in a manner that protects the patient's privacy.

It is a still further object to provide a limited, read-only view of the patient medical record for emergency purposes.

It is a yet further object to provide the system with a firewall that permits the physician to review and edit the physician's records and the patient's record, and permits patient to review and edit his or her own medical record, but not the physician's records or those of other patients.

It is still another object to provide medical records system that is compatible with automated medical records systems of hospitals, clinics, and physician's offices, and can also be employed where the medical provider employs a manual system.

Other objects are to provide the physician with improved patient through-put; to empower patients with the ability to do so to maintain and manage their own records, and to provide their physicians with complete, accurate medical information; to eliminate the patient hazards in emergency visits by enabling emergency room personnel to access vital patient information using normal Internet access; to minimize or eliminate occurrences or redundant, unnecessary laboratory retesting; and to improve availability to all treating physicians and pharmacists to prevent potentially life-threatening prescription interactions.

In accordance with an aspect of this invention, an automated system is provided for maintaining patient medical records for a plurality of participating patients and which are remotely accessible for reading and editing of the respective patient medical records. The medical records are maintained on a central computer server, which permits access and entry of the patient medical information by authorized persons, i.e., via customer identification and password or similar access code. The system employs a wide-area or global computer network (e.g., the Internet) that permits communication between computer devices connected to it, where each such computer is programmed with a suitable web browser. The browser on the computer provides a capability for automatic input of patient identifying data when a patient inserts a coded access means into the computer device. In one preferred mode of many possible embodiments, the access means can be a miniature CD-ROM that is inserted into a computer, which then accesses the system server via the Internet, and can also identify the client (i.e., patient) and then point to an access portal of the server. The server incorporates a suitably programmed computer and an Internet connection for connecting with the Internet (or other network), a memory for storing said patient medical records, and software providing software modules to each said computer devices into which a respective one of the coded access means has been inserted, where the coded access means corresponds to a respective given patient. In such case, that respective computer device displays a patient log-in screen. The log-in screen has entry spaces that permit the patient to

4

enter that patient's password. Once the password is entered, the patient is provided with access to a series of editable patient history screens. The log-in screen also has an "emergency" button that the patient, or more likely, an emergency response team member, can click onto and thereby access a read-only emergency data screen. This screen displays vital items of patient health data for the respective patient that are sufficient to facilitate emergency care for that patient. This would include blood type, name of primary physician, any allergies or special needs, medications prescribed for that patient, with dosages, and existence of advance directives, such as a DNR order or an organ donation request. Medical warning notes could include, for example, that a patient has an aneurism on the brain and has a metal clamp on his carotid artery (so that the patient cannot be given an MRI). The software button for accessing the emergency screen does not require entry of the patient's password.

The participating patients whose records are stored on the system are provided with mini-CD ROMs, magnetic cards, smart cards, RFID cards, or other coded access cards, each having a code element that identifies the respective patient, and another code element that causes the computer device automatically to access the server.

Of course, another patient can also log in to his or her own medical records from the first patient's log-in screen. The screen has a patient ID area where second patient can enter his or her own patient ID or identity code, after which the second patient enters his or her respective password to access that patient's own medical history screens.

According to another embodiment of this invention, the system maintains patient medical records for a plurality of participating patients. The records are remotely accessible by patients and by physicians for reading and editing of the respective patient medical records. The system permits entry of patient medical information by authorized persons, e.g., the patient and the physician, over a global computer network (e.g., the Internet). There are at least one patient-accessed computer and at least one physician-accessed computer. These computers are suitably programmed with a web browser. A server includes a suitably programmed computer with means for connecting with the Internet (or other network), sufficient memory for storing the patient medical records, and software providing software modules to each of said computer devices connected to said server over the Internet. This software provides the at least one patient-accessed computer with a set of patient history screens containing a patient medical record of the respective patient. The software also provides to the at least one physician-accessed computer a set of screens containing a physician medical record of the physician's patient. The server also includes a two-way firewall program that allows both the patient and the physician to access the respective patient medical record for reading and editing, but allows only the physician and not the patient to access the physician medical record.

The patient history screens include a medications screen listing each medication prescribed for that patient and a dosage amount entry for each medication. Other patient history screens can include a visits screen listing for each entry thereon a date of a past or scheduled future visit, reason for the visit, identity of the practitioner, and a software button to permit editing of that entry. An allergies screen may have one or more entries, listing for each entry the identity of a particular allergen to which the patient is sensitive, a level of sensitivity of the patient to that allergen, and a software button to permit editing of that entry. A dietary considerations screen can list for each entry thereon specific food related

5

entry for the respective patient. A family history data screen may list the identity of direct family member(s) of the respective patient, and a software button to access a detail screen concerning the medical history of each such direct family member. A prior illnesses screen may list specific illness(es) affecting the respective patient, status of such illness, i.e., whether current, in remission, recent or chronic. An immunizations screen may list the identity of specific immunization(s) and the date of that immunization for the respective patient. A medical diagnosis screen may listing thereon a diagnostic result of examination of the respective patient. In this case, the diagnostic result can include a medical image (e.g., x-ray) incorporated, in digital form, into that entry. An advanced directives screen may indicate data concerning any patient health proxy, a do not resuscitate (DNR) order, or an organ donation order. In this case, the screen would include an area indicating the location where a written copy of such health proxy is filed. These screens may have an edit button that the patient may click on to edit the data, or to review more detail than are present on the main screens.

On the physician's computer, the physician is provided with the physician medical record of the at least one patient. Here, the screen may include a space or spaces for physician entry of notes concerning symptoms, diagnosis, medical procedures performed, and medications prescribed for said patient by the physician. For the physician-access computer, the set of screens may include a diagnosis dialog box, and this may be provided with look-up menus for selecting a diagnosis nomenclature of the patient by key word and for selecting a diagnosis nomenclature by entry of predetermined diagnosis code. A procedure dialog box has look up menus for selecting a medical or surgical procedure nomenclature for the patient by key word and for selecting a procedural nomenclature by entry of predetermined procedure code. The physician's screens may be coupled to the hospital billing computer to facilitate preparation of bills in a form acceptable to health insurance companies.

The above and many other objects, features, and advantages of this invention will become apparent from the ensuing detailed description of a preferred embodiment, which is illustrated in the Accompanying Drawing Figures.

BRIEF DESCRIPTION OF THE DRAWING

FIG. 1 is a schematic diagram of a medical records and data arrangement according to one preferred embodiment of the present invention.

FIG. 2 is a screen view of a patient access screen according to this embodiment.

FIG. 3 shows a patient emergency medical data screen, as accessed by emergency services or emergency room personnel.

FIG. 4 shows a general access screen that leads to further screens including a log-in screen.

FIG. 5 shows a patient account information screen, with a facility to add a member or members.

FIG. 6 shows a patient general information screen.

FIG. 7 shows a patient medical information screen.

FIG. 8 shows a more detailed version of patient general information screen of FIG. 7, including entry editing facilities.

FIG. 9 shows a version of the emergency medical data screen as accessed by the patient.

FIG. 10 shows an insurance provider information screen.

FIG. 11 shows a patient medications information screen with prescription and dosage information.

6

FIG. 12 shows a patient allergies information screen.

FIG. 13 shows a patient immunizations information screen with immunization data.

FIG. 14 shows a patient advanced directives screen.

FIG. 15 shows a detail advanced directives screen indicating organ donor data.

FIG. 16 shows a physician access screen as appears on the medical practitioner's computer.

FIG. 17 shows a visit information screen for physician access to patient visit information for review and editing.

FIG. 18 shows a screen with payment information and patient health proxy information.

FIG. 19 shows a physician screen for entering notes concerning the patient.

FIG. 20 shows a physician screen with a list for accessing diagnosis nomenclature and standard diagnosis codes.

FIG. 21 shows a dialog box for quick entry of nomenclature and codes in respect to the screen shown in FIG. 20.

FIG. 22 shows a physician screen with a list for accessing procedures, i.e., medical treatments, given to the patient.

FIG. 23 shows an assist dialog box for quick entry of common phrases or codes into the entries of the physician screens of this embodiment.

DETAILED DESCRIPTION OF A PREFERRED EMBODIMENT

Now with reference to the Drawing, FIG. 1 shows a basic arrangement of the health care records system 10 according to one embodiment of the invention, which permits the patient access to his or her own medical records and also permits the treating physician(s) to enter health care information about the respective patient, and also to review the patient record. At the heart of the system 10 is a server 12, comprised of a computer with sufficient memory 14 capacity to store the health care data for all participating patients. The server computer 12 has a connection to the Internet 16 in this embodiment, which serves as a global computer network for sharing information with other participating computers on the network. Illustrated here is a computer 18 located at a doctor's office, on which a treating physician can enter data about his or her patient, and on which he or she can review the patient file that is kept on the server 12. The participating patient may access the system 10 by means of a personal computer 20 arrangement, which here has a main computer 22 as well as a monitor 24 on which the various patient screens generated by the system will appear. A patient access card 26, which may be a mini-CD-ROM in this embodiment, can be used by the patient to access the patient's health care files, as described in detail later. The mini-CD-ROM card 26 can be inserted into a CD-ROM drive 28 of the computer unit 22 to access the system, and the card 26 basically contains a code that accesses the server 12 over the Internet 16, and a code that identifies the particular participating patient. A log-in screen appears on the monitor 24 which permits the patient to enter his or her name and a confidential password or PIN so that the patient can access further health care record screens. Of course, the patient can access the system 10 from any computer that has Internet access by inserting the mini CD-ROM card 26 into the CD drive of that computer. As will also be described later in the event that the patient is unable to enter his or her password or PIN, for example, if the patient is injured or unconscious, another person, such as a paramedic or a member of an emergency response team, can insert the patient's card 26 into a computer, and will be able to access an emergency data

screen. The latter is a read-only screen, with items of the patient's medical or health care data that would be important in rendering assistance to the patient, such as patient's blood type, known allergies, medications, prior diagnoses and treatments, next of kin, medical warning notes, and existence and location of an advanced directive, such as organ donor data.

In the event that computer Internet access is not available at a hospital emergency room, the fax transmission of the emergency data is possible. The patient's emergency data can be obtained by phoning a 1-800 number printed on the card **26**, and the data will be sent immediately by fax. Here, provisions would need to exist to preserve the confidentiality of patient medical information.

Beyond what is specifically shown in FIG. **1**, a number of computer devices located at any of a number of hospitals, clinics, and health care centers would be participating and likewise have Internet access to the system. Here, one typical health care center **30** is shown. An emergency response team may have immediate access via a mobile computer located in the team's ambulance **32** or other emergency vehicle, which may employ a wireless (i.e., radio) device **34** to communicate with another wireless station **36** to access the Internet.

FIG. **2** shows a log-in screen **38** that appears on the monitor **24** when the card **26** is inserted into the drive **28**. In this embodiment, an image of the CD-ROM card **26** appears including a log-in box **40** where the patient may enter his or her patient log-in name or identification as used for logging in, and below that a password box **42**, where the patient may enter a password or PIN. In a preferred arrangement, a machine-readable code for the patient's log-in name is carried on the card **26**, so that the patient's log-in name automatically appears as a default text in the box **40**. This is an important feature for emergency purposes as will be discussed shortly. In addition, it permits other patients to access their own records by entering their own respective log-in names and passwords. When the patient log-in name and password are entered in the respective boxes **40** and **42**, then the patient may click on the soft log-in button **44**, to go to the patient's medical record screens. An emergency or ER button **46** also is located on the screen **36**. Here, when the patient log-in name is entered in box **40**, then clicking on the ER button **46** takes the computer to a special emergency medical screen **48** which is illustrated in FIG. **3**. In this case, the patient password is not needed. This makes it possible for an emergency response team member, or a family member or neighbor who needs to assist in an emergency, to obtain crucial medical information by simply inserting the card **26** into the computer and then clicking onto the button **46**. Emergency medical personnel are trained to look for emergency medical information cards and documents when encountering an unconscious or helpless patient, and would find the card very quickly if the person has it in wallet or purse or in a pocket.

The emergency data screen **48** of FIG. **3** is a read-only screen, which cannot be altered or edited directly, but contains some of the data from the patient's files that is useful, or necessary, for treating the patient in an emergency. In addition to general information such as the patient's name, age, and address, this screen provides the patient's blood type, e.g., "O-positive", the name of the patient's primary physician, immunizations, prescribed medications (including dosages), allergies, and family or other personal contact information. Insurance provider information may also be provided here.

For normal viewing and updating, the patient would typically enter the password into the box **42** and click the button

46. This will bring up the patient's editable health care screens for patient access. Clicking on button **46** brings up an initial screen **50** (FIG. **4**) which has buttons for various selections, including logging in, viewing forms, reviewing other information about the system, or exiting and terminating the session. Here, the patient can bring up for viewing and printing out application forms for installing initial information. The forms can be pre-printed to collect initial information. The forms can be completed in pencil or ink and brought to the physician's office for entry, or for entry by a family member if the patient is not comfortable working with the computer. A hold-harmless agreement is viewable here. Software for viewing .pdf files can be installed. An electronic self-help book is also available from this or other screens.

At the end of any editing session, upon logging out, the system returns a confirmatory email message to the patient for each update event, showing who performed the update, and when it occurred. All data is entered on the system server **12** and is archived in the memory **14**, so an electronic trail is preserved of all changes to the patient's medical record. All data are obtained by retrieval from the server **12**. A 128-bit encryption system is employed for security of the patient's health care data. The information is immediately available after each update, i.e., in "real time." The system can also allow the member to grant a proxy to a family member, friend, or neighbor, so that the proxy can be in charge of the patient's medical record. In that case, the proxy would have a distinct identity, i.e., a separate password, so that the system is aware of who it is that is updating or accessing the records.

An initial patient account screen **52** is illustrated in FIG. **5**. Here the patient's name appears in a box **54** with a down arrow **56**. By clicking on the down arrow, a list of other patients, e.g., other family members, may appear. It may be necessary to enter a respective patient password, which can be done on a small pop-up dialog box (not shown), to view a different patient medical records. It is also possible to add a new patient at this screen. By clicking on the GO button next to the patient name box, the patient general information screen **58** (FIG. **6**) will appear. Clicking on the new patient button **62** at the bottom of the screen will also bring up a blank version of the general information screen **58** permitting data about a new patient to be entered. Here family members can be added. A basic family membership would cover, e.g., two adults and up to four minors. The forms can be pre-printed so that the new member can fill out the forms and collect information before installing the initial information about the new the new patient into the system.

The general information screen **58** contains basic general information about the participating patient, such as name, address, phone numbers at home and work, employer name and address and other contact information such as email address. An EDIT button **60** appears on this page, and on subsequent pages as well, which gives the patient a long view of the information from that page and allows the patient to update or change the data for that view. For example, the patient can correct the address or phone number here. A listing of other screens or pages appears at the left of this screen. These entries are in hypertext, and the patient can reach the subsequent screens by clicking on the respective name or title.

A general medical information screen **64** (FIG. **7**) gives the patient name, plus other general medical data about the patient, i.e., blood type, weight, height, eye color, language (s) spoken by the patient, and race. Other items could be included here. By clicking on the EDIT button **60**, a

long view of this screen is achieved, as shown in FIG. 8. The above information, plus additional general medical data, appear here in a form that can be changed or entered by the patient. Here the additional data include information about vision, dentistry, use of prosthetics, tobacco and alcohol use, and other categories of information.

If the Physician's screen is selected, then the emergency data appears as shown in FIG. 9, which corresponds to the emergency screen that was discussed in respect to FIG. 3. This screen lists important medical or health information about the patient, including the items discussed previously such as allergies and medications, which the emergency doctor or health care provider would need access to. In addition, this screen contains health care proxy data, and quite importantly, medical warning notes such a high sensitivity to certain drugs or treatments.

An Insurance Provider screen (not shown) would list the patient's health care coverage, by carrier(s), type—primary or secondary—, plan number, and contact information.

A visits screen (FIG. 10) provides information about each visit to the health practitioner, including for each entry the date of the visit, reason for visit (regular checkup, etc.) and an edit button 60 to bring up a detail screen for editing the material about that entry. In this embodiment there is also a delete button 66 for deleting an entire entry from the visits screen.

FIG. 11 shows a medications screen with a number of line entries, each containing the information about a medication that has been prescribed for the patient. In each line there are separate column entries for name of each medication and for the dosage plus the directions on how the medication is to be taken, e.g., milligrams and times per day. Here also, there are soft buttons for editing and for deleting the respective entries. Here there is also a button for adding a new entry, i.e., if an additional medication is prescribed. This screen is important for any physician as it will let him or her know what medications the patient is already exposed to so the physician can avoid giving any contra-indicated medications. Also, the screen serves as a reminder to the patient and to a pharmacist about the drugs and dosages prescribed for the patient.

An allergies screen is shown in FIG. 12, listing for the patient any known substances for which the patient has any allergic reaction. The severity of the allergy is also given. In this example, the patient listed here is shown to have a mild allergy for Aspirin. Each entry can be edited or deleted, as described before, and an additional allergy can be listed by first clicking on an Add New button.

Similar screens can show, for example, dietary considerations that the patient is supposed to observe, e.g., low carbohydrates, low salt, or high fiber; or may show daily living aids that have been recommended for the patient, such as an air purifier. Any appliance or durable medical equipment to help the patient may be listed here, including mobility equipment or special bathroom equipment.

Disabilities may also be listed on a disabilities screen, e.g., hearing loss, vision problems, or mobility limitations. Multiple disabilities may be displayed, by type and name.

A family history screen, also not shown here, may include entries for the patient's parents, other ancestors, and siblings. This is considered important information, and allows the physician to see previous existing health conditions of family members, and notes of what diseases or problems might have affected them. Here, a long view of each family member can be accessed by clicking on an edit button near the family member's name, and this long view would show

the name and relationship of the family member, and which disease had affected him or her.

An illnesses screen, also not shown here, lists recent or chronic illnesses that have affected the participating patient, each line listing the name of illness, type, and status (e.g., current or not) for the particular condition.

An immunizations screen is shown in FIG. 13, listing for the patient each immunization by type, age of patient when inoculated, and date. This lists also multiple inoculation, such as the inoculation for diphtheria, tetanus, and pertussis. By making the physician aware of the status of each immunization, new immunizations or booster shots can be given in timely fashion for the patient, but unnecessary re-immunizations can be avoided.

A surgeries screen (not shown) lists each surgical operation performed or scheduled for the patient, with the date, type and other information germane to that specific surgery. Each medical diagnosis can be shown on a medical diagnosis screen (also not shown here) which may indicate whether each diagnosis is short or long term.

An advanced directives screen is shown in FIG. 14. This screen indicates whether the patient has made any sort of advanced directives which would be carried out in the event accidental death or patient's long term degenerative condition. Where the screen shows that an advanced directive exists, the patient or physician can click on the edit button, which brings up a long view, as shown in FIG. 15. In this example the advanced directives include a DNR or do-not-resuscitate order, and may list organ donations authorized by the patient. This also indicates the location where the patient's written directive is located, e.g. "St. Joseph's Hospital." A health care proxy, i.e., the patient's spouse, son or daughter, can also be listed here so that the person may be contacted if needed to make a critical health care decision for the patient.

Medical warning notes may be listed on a respective individual screen, such as "do not administer aspirin". These data appear on the emergency screen, i.e., FIG. 3, and are important for emergency room personnel.

A Reminders screen can include upcoming medical appointments, e.g., the date and place of the next appointment with a physician, date when medications are to expire, date when a test is to be taken. The information here will automatically generate reminder email messages for the patient about seven days prior to the given appointment or other scheduled event. Email reminder messages are sent some predetermined time before medications expire.

Other screens may be added to these, depending on the patient's medical needs. For example, a screen may be added for dental issues, and screens may be added for vision and optometry, or for physical therapy. The system is intended to be quite flexible, and screens can be added as need be to suit each particular patient.

The system 10 includes a firewall program in the server 12 that recognizes the participating patients and also recognizes the physician or other practitioner, and permits the practitioner to access and edit the physician's office records and the patient records, and also permits the patients to access and edit their own records but not those of the physicians or of other patients.

The patient screens have been described just above, and the following is a description of the various screens that appear on the physician's computer 18 so that he or she can access his or her patients' records and update them, as need be.

A physician review page, i.e., screen is shown in FIG. 16. This screen provides access to the physician side of the

patient records, where the physician can review the patient data but the patient cannot directly view the physician's work. This system runs in a fashion similar to that described above with respect to the patient's CD-ROM access card, but is installed to act based on the physician's personal password. The system may be designed to operate with Smart Card technology, and may be used on a Med Pad computer, i.e., a laptop used without a keyboard, but having a touch screen, or may employ a smart card reader, and may incorporate voice to text technology. In FIG. 16, a single identifier, i.e., a medical health account number or MHAN is entered to track a given patient. Each patient is assigned a specific, unique MHAN, which is used throughout the system. This may be the same as the patient's social security account number, but it is preferred to use a different number for reasons of preventing unauthorized access to the customer's credit and banking accounts. This same tracking number may be used for billing purposes as well. The review page may indicate if the patient is still in the physician's office or if he or she has left. Various software buttons are shown on this page that permit selection of various features. By selecting the Review Work button, the system takes the computer 18 to a patient visit page (FIG. 17) for the given patient. This screen can track the last fifteen office visits for that patient. A bank of soft keys are shown here, labeled "About Visit", "Symptoms", "Referrals", "Diagnosis", "Procedures", and "Service Notes." A group of spaces 70 is provided for entries including name of patient, date of birth, height, weight, blood type, and other vital statistics, name of primary care physician, the patient's medical history account number (MAN), phone numbers, and other identifying data. These entries may be editable by the physician. Below that is a zone 72 for entry of information about the specific medical visit, giving the physician's name, date; and other items concerning the patient visit. This screen may track the last fifteen doctor's office visits of each patient.

FIG. 18 shows a screen for patient financial data. This view is a Smart Card view for credit card and PIN number entry, where the monies are to be collected by means of a credit card or debit card (such as from a health savings account or HSA). Health proxy information also appears on this screen, including entries for the name and address of the individual named by the patient, and contact information. Other information, such as the existence of organ donor or DNR orders, can appear on this screen. Details about these items will appear on subsequent screens.

FIG. 19 shows a Service Notes screen, where the physician can enter specific observations made about the patient at the office visit. In this case, the patient had reported "itchy feet" to the doctor. Any of a wide variety of other observations or doctor recommendations can be indicated here. Specific symptoms can be listed on a subsequent Symptoms screen, which may have a similar layout. Another similar screen, not shown here, lists Referrals, i.e., other practitioners recommended to the patient.

A Diagnosis list screen is shown in FIG. 20. Here the diagnoses made by the physician can be entered in list form. The number of diagnoses can be quite large, as the screen has capability for scrolling beyond those actually displayed. For each diagnosis entry, there is a space for a code (here, ICD-9) and a space for the standard nomenclature for the diagnosed medical problem. A help box for this screen is shown in FIG. 21 to assist the physician in entry of the ICD-9 code and ICD descriptive nomenclature for each diagnosis. The entries can be selected by either code number or description, and a code look-up provision is included. This can be narrowed down to the list of the items that the physician is most likely to encounter. Here, the physician would scroll down to the intended item entry, and he or she

could simply click on the item and then click on the "OK" buttons to make the entry in the diagnosis screen.

FIG. 22 shows a screen for entering medical or surgical procedures performed in respect to the patient. A procedure may be entered in each space, either by entering a procedural code (CPT-4) or by entering the descriptive nomenclature. Here, a help box similar to that described in respect to FIG. 21 can be employed to assist the physician in entry of the correct procedure data, either by code number or description. This can include a dialog assist box, which can select by common phrases and codes, or by physician notes that the physician may want to use to expedite his or her work.

The lists of allergies for a given patient would be shown on an Allergies screen, which would be similar to those described above, and prescribed medications would appear on a similar Medications screen. To facilitate entry of information, an allergies help box (FIG. 23) has a drop down menu with self-explanatory options for each allergy. The physician then simply clicks on the ADD button to make the new allergy entry. A similar medications help box is used for entry of prescriptions. Here, the entry would list for each medication the date, the name of the medication, strength, quantity, and direction for use. Similar screens may be employed for laboratory work, allergies, problems noted by the physician, and entry of notes for an emergency provider. These include drop down menus, and may be stacked one atop the other for easy viewing.

While not specifically shown here, it is possible to include with the prescription or pharmaceutical information actual images of the doctor's prescriptions, which may be needed by pharmacists. It is also possible to include medical images, i.e., x-rays, sonograms, MRIs, or the like, on the patient's screens or physician's screens, for use in subsequent diagnoses, or to assist in understanding the progress of a disease or of a treatment.

As mentioned before, the firewall protects the physician screens from being accessed or edited except by the physician. The wallet-sized CD-ROM 26, which provides Internet access to the patient's medical records, organ donation information, and other important medical and health information, has multiple levels of protection, so that the patient information will not be accessed without authorization.

On the other hand, the user-friendly technology employed in the system, plus the convenience of the miniature CD-ROM card 26, allow the patient and the authorized physicians to gain access to their medical records on a secure server via the Internet. Specific emergency data can be accessed without the patient's password or PIN. However, all data entered onto the server will be protected through encryption and firewall. The system 10 meets all privacy codes and federal regulations for securing and transporting health care information about private individuals. Because the card 26 that is carried by the patient is used for access and identification, and the health care data are contained on the server at a central location, the medical data are more secure than if they were transferred by hard copy or contained on a computer chip carried on the person of the patient. The information can be presented in a convenient form for the users, e.g., HTML or PDF, or another convenient file format. The system also offers email alert features: The patient can program e-mail reminders to appear for every doctor's appointment, prescription refill or renewal, and other medical incidents that may be important to health care.

The system of this invention may be especially beneficial for at-risk patients, disease management patients, students

13

entering colleges, or persons studying abroad or stationed or traveling abroad. Administrators at HMOs, retirement homes, or universities may distribute the CD-ROM cards to persons enrolled in their programs and facilities.

The system of this invention reverses some of the reasons for poor patient care that have plagued the health care community. By providing each treating physician with current medical history and health care data for the patient, the physician will have knowledge of any prior conditions, any possible allergic reaction or pharmaceutical contraindication. In addition, because records of all prior diagnoses and testing are maintained, the incidence of redundant and unnecessary testing and lab work will be reduced or eliminated. The physician will also see the treatment notes and procedures made by other health care practitioners. The physicians will be freed from much of time demands now made by required documentation, and this will provide more time for spending with the patient. The system also give the patient access to his or her own charts, and allows the patient to check on prescription information, upcoming visits, and other medical data that may affect him or her.

While the invention has been described hereinabove with reference to a preferred embodiment and various alternatives thereto, it should be apparent that the invention is not limited to such embodiment(s). Rather, many variations would be apparent to persons of skill in the art without departing from the scope and spirit of this invention, as defined in the appended claims.

I claim:

1. An automated system for maintaining patient medical records for a plurality of participating patients *wherein the patient medical records are maintained on a server* and which are remotely accessible for reading and editing [of respective patient medical records that are maintained on a server], and permitting entry of [the] patient medical information in a plurality of categories by the *plurality of participating [patient] patients* or by other authorized persons[;], the *automated* system employing a wide area computer network that permits communication between computer devices *and said server*, each of said computer [device] devices being suitably programmed with a web browser and having a capability for [automatic] input of patient identifying data [when a patient inserts a coded access means into the computer device, the coded access means] identifying the [client and pointing to an access portal of said server;] *respective participating patient*, said server including a suitably programmed computer[;], the automated system comprising:

a memory, *at the server*, for storing said patient medical records, [and]

software providing [software modules to each of said computer devices into which a respective one of said coded access means has been inserted, corresponding to a respective given patient, so that the respective computer device displays] a patient log-in screen *on a computer device*, said *provided* log-in screen including:

[means permitting the patient] *log-in entries* to enter a respective patient name and password [that provides access to a series of patient-editable patient history screens, in which the patient can review and change entries of his or her patient medical records on-line] *by a patient*;

[means] *a software button* to access an emergency data screen [that] *wherein the accessed emergency data screen* displays items of patient health data only in limited ones of said *plurality of categories* [for the respective patient] sufficient to facilitate emergency care for [that] *the patient*;

14

[said password being required for access to said patient-editable patient history screens;]

[wherein said software modules provide]

[to a patient access computer a set of patient history screens containing a patient medical record of the respective patient, and provide]

means for accessing, on the server, patient medical records of the patient, in response to the entered respective patient name and password, wherein the accessed patient medical records of the patient are displayed on a series of patient screens for reviewing and editing by the patient;

[to] *means for providing at a physician access computer in response to a physician's entry of a user name and password*, a set of physician screens containing a physician medical record of the [at least one] patient; [and]

[wherein said server also includes] a two-way firewall program that allows both the patient and the physician to access the [respective] patient medical record for reading and editing, but allows only the physician and not the patient to access the physician medical record; [and]

wherein at least one screen of the set of physician screens containing the physician medical record of the patient includes at least one space for physician entry of notes entered by the physician,

wherein the *accessed* physician medical record of the [at least one] patient *by the physician* includes *entered* physician entry of notes [concerning], *the entered physician entry of notes including* symptoms, diagnosis, medication prescribed and/or medical procedures performed *on the patient*, and wherein said physician entry of notes do not appear on the patient history screens.

2. [Automated patient medical records] *The automated system according to claim 1 wherein said [coded access] means for providing a log-in screen* comprises a [plurality of] coded access [cards, each] *card* having a code element that identifies [a given respective] *the patient*, and another code element that causes the computer device automatically to access the server over said network.

3. [Automated patient medical records] *The automated system according to claim 2 wherein said coded [cards include mini-CD ROMs] access card includes a mini CD ROM.*

4. [Automated patient medical records] *The automated system according to claim 1 wherein said [patient log-in screen has an area for the patient to enter a personal name and password to permit entry to the patient's medical history screens, and a software button on the screen for accessing the patient's] emergency data screen is accessed by selecting the software button* without requiring entry of the patient's [personal] password.

[5. Automated patient medical records system according to claim 4 in which said log-in screen further includes a patient ID area where another patient can enter the other patient's identity code, with the other patient entering his respective password to access said other patient's medical history screens.]

6. [Automated patient medical records] *The automated system according to claim [1] 2 wherein said coded access [means] card automatically enters the respective patient name on said patient log-in screen, and [the log in screen includes a soft button for accessing,] without entering a password, said [read-only] emergency data screen [for that respective patient] is accessed by selecting the software button.*

15

[7. Automated patient medical records system according to claim 1 wherein the set of physician screens includes at least one space for physician entry of notes concerning medications prescribed for said patient by the physician.]

8. [Automated patient medical records] *The automated* 5
system according to claim 1 wherein said set of physician screens includes a diagnosis dialog box including look up menus for selecting a diagnosis nomenclature of the patient by key word and for selecting a diagnosis nomenclature by entry of diagnosis code.

16

9. [Automated patient medical records] *The automated*
system according to claim 8 wherein said [set of screens includes a] diagnosis dialog box [including] *includes* look up menus for selecting a procedure nomenclature of the patient by key word and for selecting a procedural nomenclature by entry of procedure code.

[10. Automated patient medical records system according to claim 1 wherein said physician notes appear only on said physician screens and not on said patient screens.]

* * * * *