

US00RE40392E

(19) **United States**
(12) **Reissued Patent**
Rymer et al.

(10) **Patent Number:** **US RE40,392 E**
(45) **Date of Reissued Patent:** **Jun. 24, 2008**

(54) **ELECTRIC EVAPORATOR DEVICE**
(75) Inventors: **Shaun Patrick Rymer**, Beverley (GB);
Andrew Robert McLeish, deceased,
late of Sheffield (GB); by **Barbara**
Jenman, legal representative, Sheffield
(GB); **Ruben Garcia**, Barcelona (ES)

D386,974 S 12/1997 Wefler
D393,063 S 3/1998 Wefler
D400,662 S * 11/1998 Davis D23/366
D403,419 S * 12/1998 Davis D23/366
6,104,867 A 8/2000 Stathakis et al.
D433,744 S 11/2000 Basaganas

(Continued)

(73) Assignee: **Reckitt Benckiser (UK) Limited**,
Berkshire (GB)

FOREIGN PATENT DOCUMENTS

(21) Appl. No.: **29/169,506**
(22) Filed: **Oct. 17, 2002**

EP 0 362 397 A1 4/1990
EP 0 420 144 A1 4/1991
EP 0 736 248 A1 10/1996
GB 2 194 442 A 3/1998
WO WO 98/19526 A1 5/1998
WO WO 98/58692 A1 12/1998

Related U.S. Patent Documents

Reissue of:

(64) Patent No.: **Des. 432,222**
Issued: **Oct. 17, 2000**
Appl. No.: **29/109,461**
Filed: **Jun. 16, 1999**

Primary Examiner—Lisa Lichtenstein

(74) *Attorney, Agent, or Firm*—Panitch Schwarze Belisario
& Nadel LLP

(30) **Foreign Application Priority Data**

Feb. 25, 1999 (GB) 2081475

(57) **CLAIM**

The ornamental design for an electric evaporator device, as
shown and described.

(51) **LOC (8) Cl.** **23-04**
(52) **U.S. Cl.** **D23/366; D23/360**
(58) **Field of Classification Search** D23/366–369,
D23/356–363; 392/390; 239/135, 136, 58;
261/DIG. 17, DIG. 5, DIG. 65; 96/97
See application file for complete search history.

DESCRIPTION

FIG. 1 is a right side and front perspective view of an electric
evaporator device showing our new design;
FIG. 2 is a right side view thereof;
FIG. 3 is a front view thereof;
FIG. 4 is a rear view thereof;
FIG. 5 is a top plan view thereof; and,
FIG. 6 is a bottom plan view thereof.

The broken [line showing of environment structure in FIGS.
1, 2, and 4–6, is] *lines in the figures are* for illustrative pur-
poses only and [forms] *form* no part of the claimed design.

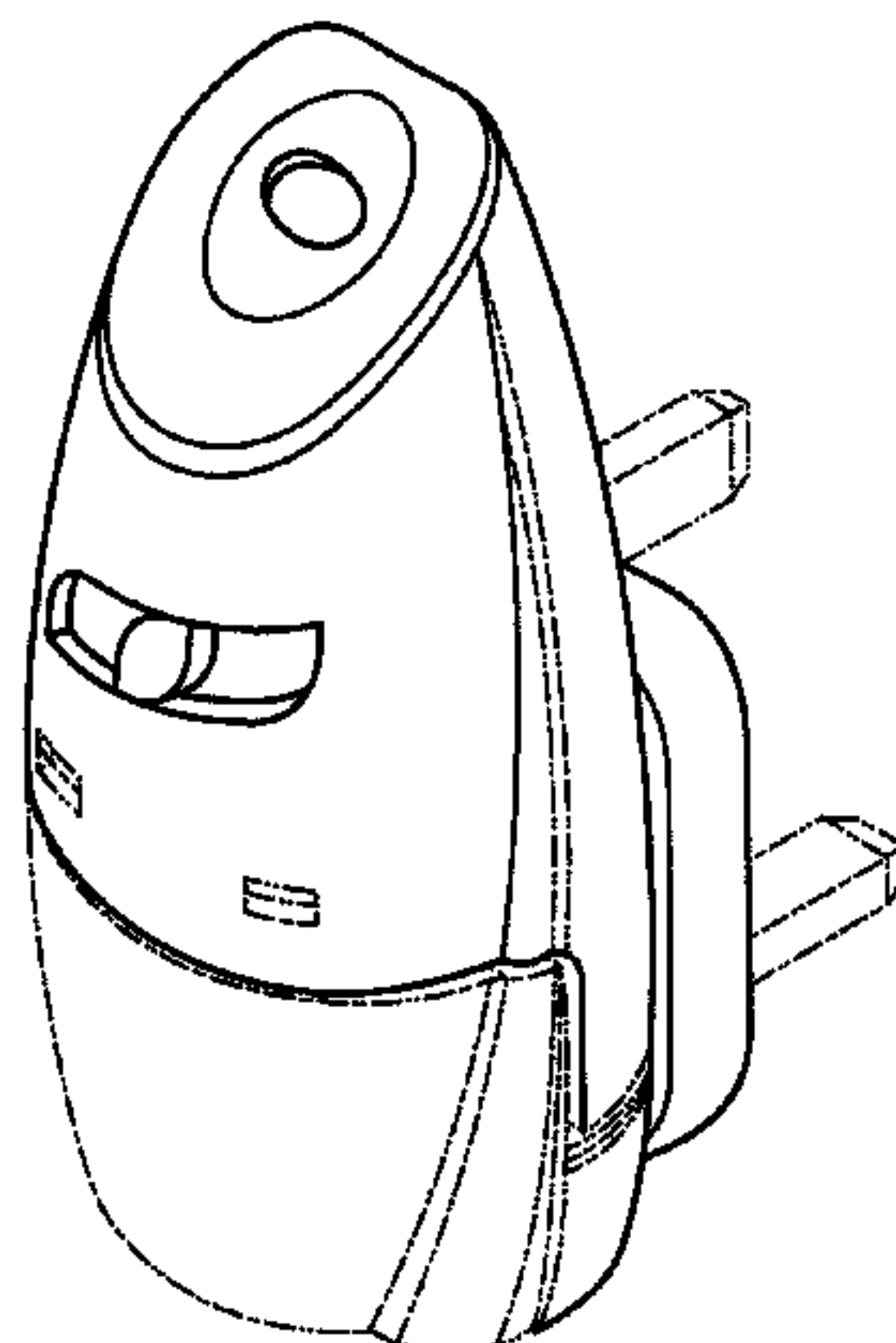
(56) **References Cited**

U.S. PATENT DOCUMENTS

D67,807 S 7/1925 Kammer
D228,387 S * 9/1973 Costello D23/360
D246,986 S * 1/1978 Costello D23/360
5,038,394 A 8/1991 Hasegawa et al.
5,095,647 A 3/1992 Zobebe et al.
D335,530 S 5/1993 Schimanski
5,222,186 A 6/1993 Schimanski et al.
D349,157 S * 7/1994 Rymer D23/362
5,647,053 A 7/1997 Schroeder et al.

1 Claim, 2 Drawing Sheets

**Matter enclosed in heavy brackets [] appears in the
original patent, but forms no part of this reissue; matter
printed in italics indicates the additions made by reissue.**



AMENDED

US RE40,392 E

Page 2

U.S. PATENT DOCUMENTS

D437,636 S 2/2001 Basagañas
6,236,807 B1 5/2001 Ruffolo et al.
D444,220 S 6/2001 Basagañas

6,278,840 B1 8/2001 Basagañas Millan
6,285,830 B1 9/2001 Basagañas Millan
6,466,739 B2 10/2002 Ambrosi et al.

* cited by examiner

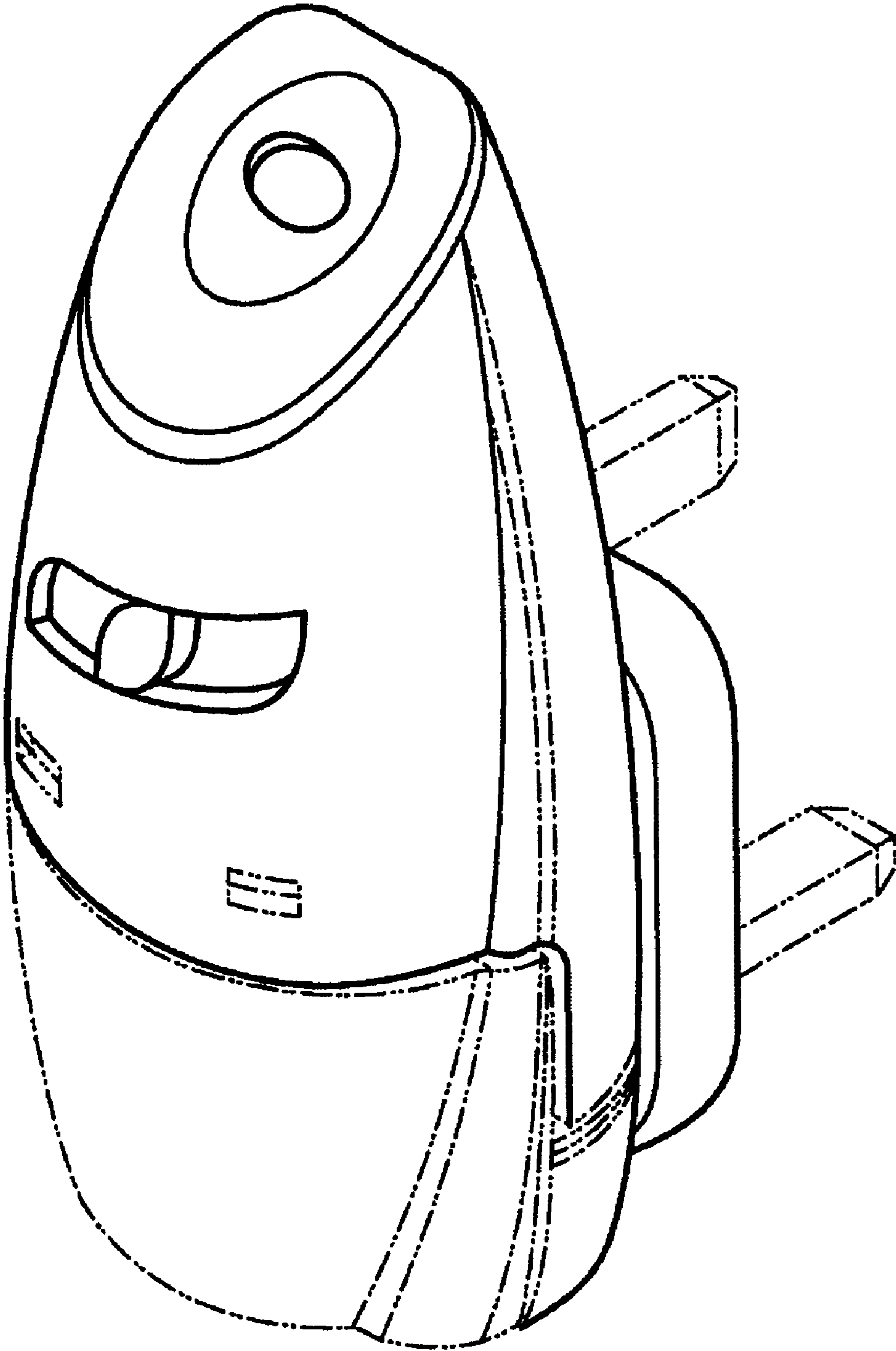
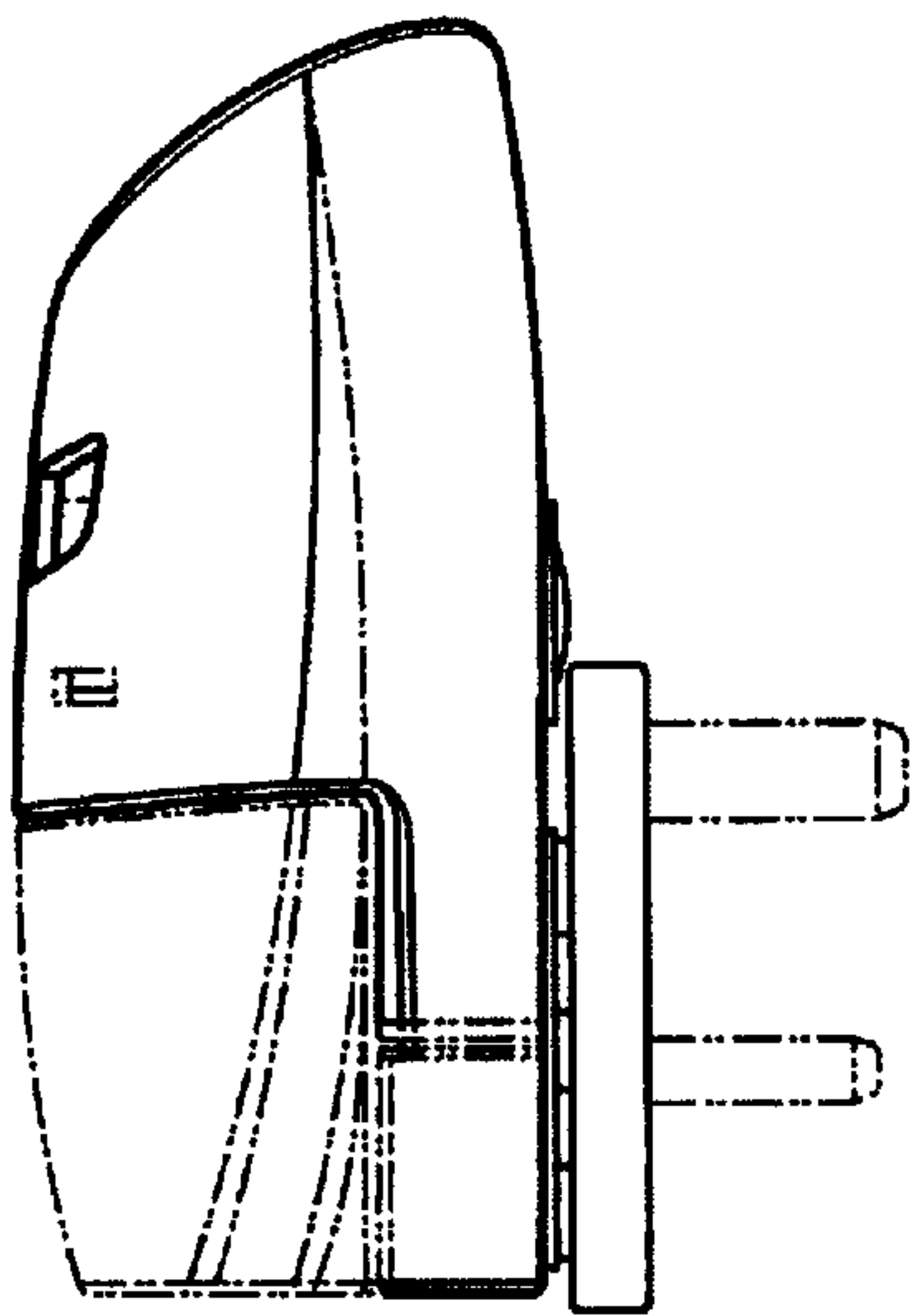
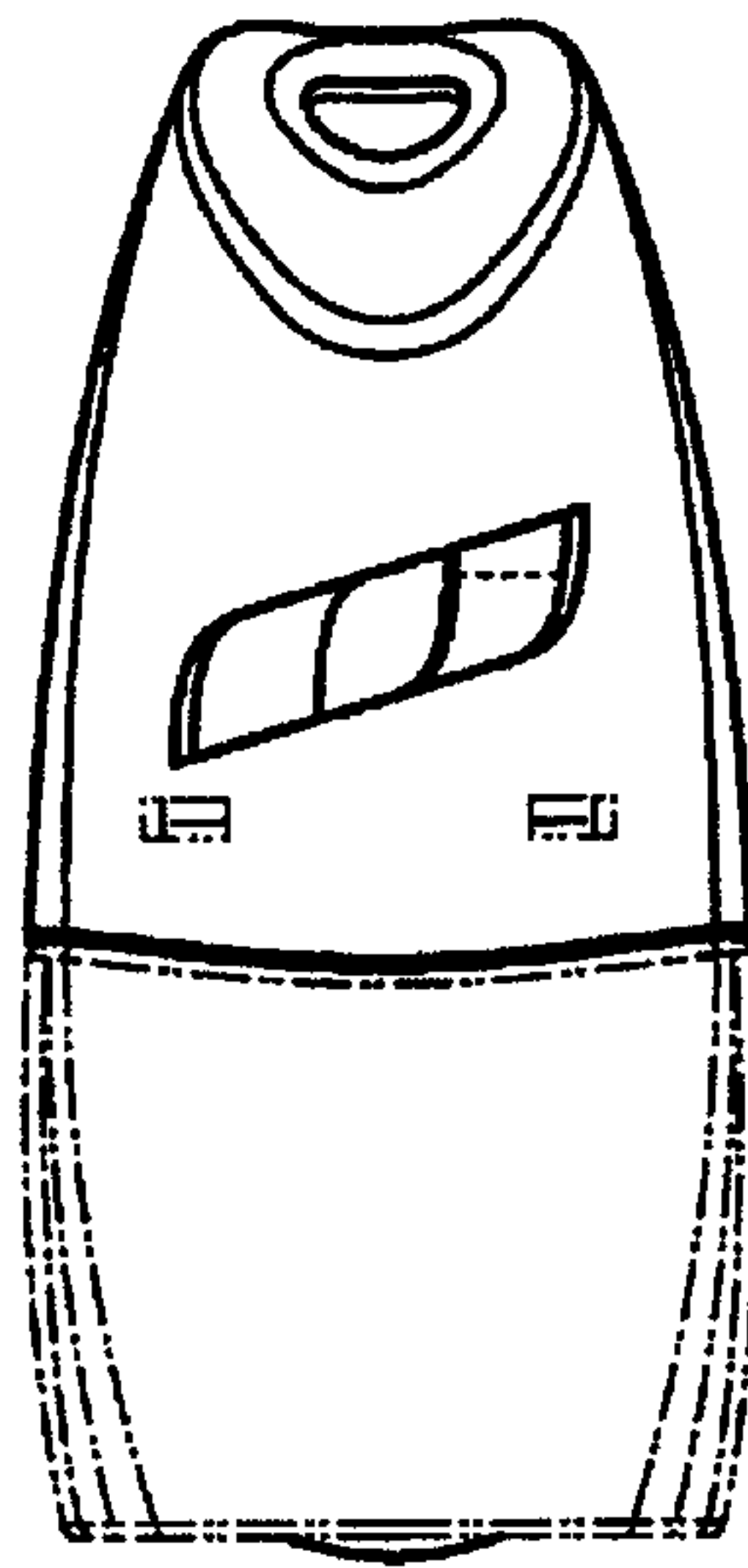


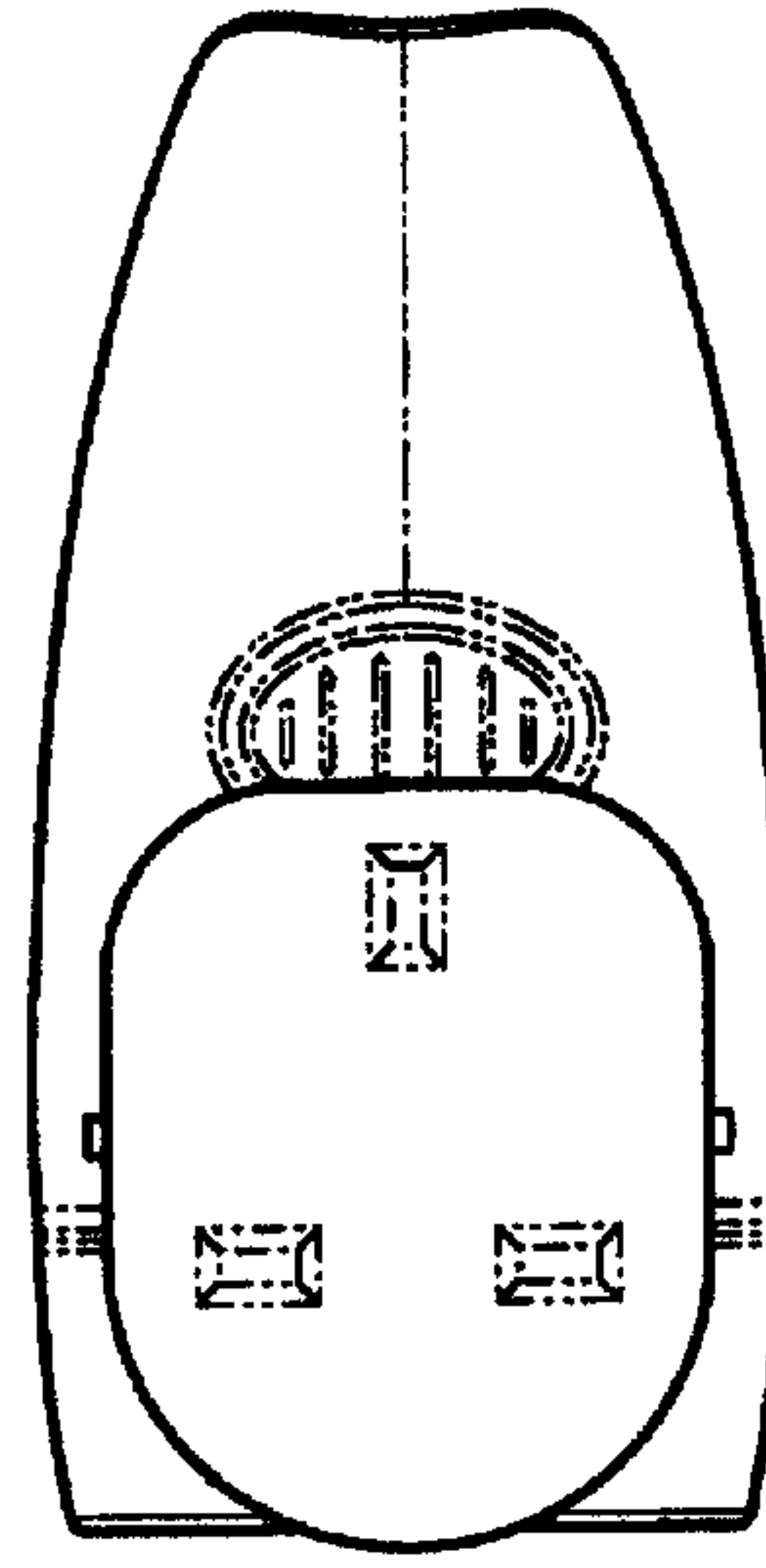
FIG. 1
AMENDED



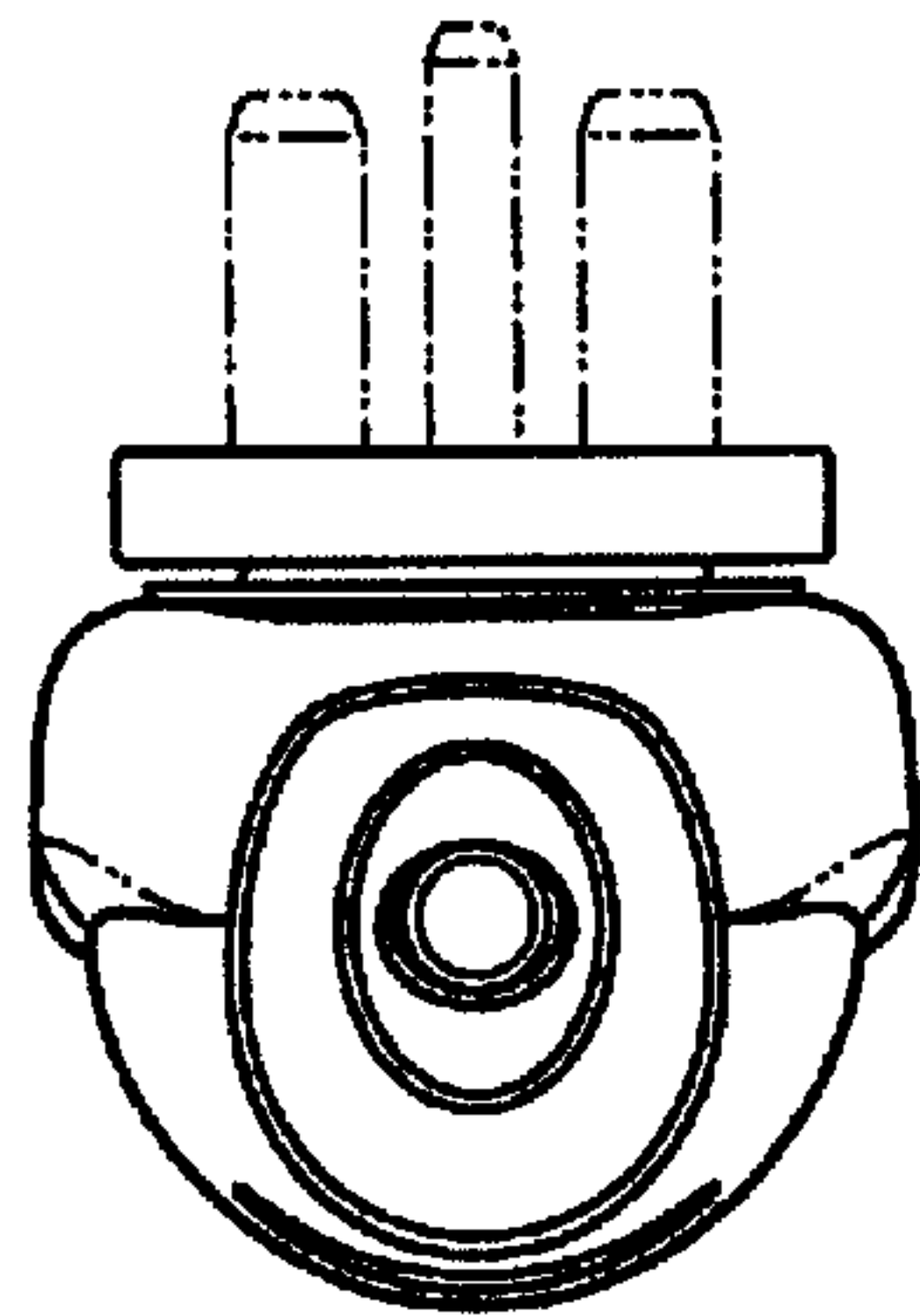
**FIG. 2
AMENDED**



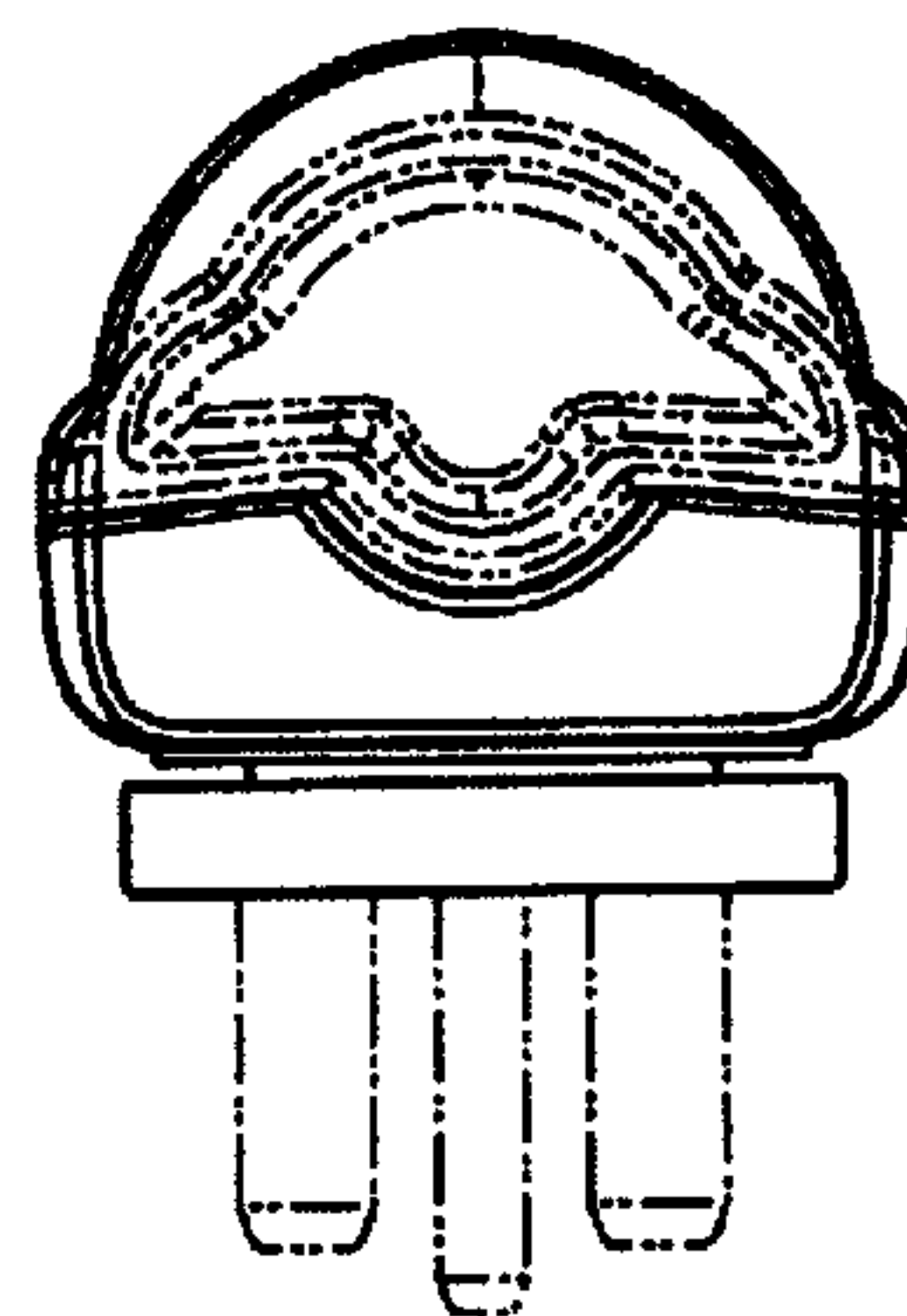
**FIG. 3
AMENDED**



**FIG. 4
AMENDED**



**FIG. 5
AMENDED**



**FIG. 6
AMENDED**