



US00RE40379E

(19) **United States**
(12) **Reissued Patent**
Hastings

(10) **Patent Number: US RE40,379 E**
(45) **Date of Reissued Patent: Jun. 17, 2008**

(54) **ITEM HOLDER CONNECTED TO LINE DISPENSER**

(57) **CLAIM**

(76) Inventor: **Mark Hastings**, 13145Madison Ave.,
Largo, FL (US) 33773

The ornamental design for an item holder connected to a line dispenser, as substantially shown and described.

(21) Appl. No.: **29/288,312**

(22) Filed: **Jun. 6, 2007**

DESCRIPTION

Related U.S. Patent Documents

Reissue of:

(64) Patent No.: **Des. 539,527**
Issued: **Apr. 3, 2007**
Appl. No.: **29/224,306**
Filed: **Feb. 28, 2005**

(51) **LOC (8) Cl.** **03-01**
(52) **U.S. Cl.** **D3/215**
(58) **Field of Classification Search** D3/215,
D3/224, 207-212, 226, 228; 40/1.5, 1.6;
24/3.11, 3.12, 3.13, 3.6; D8/34; 431/253;
D19/43-51; D27/161

See application file for complete search history.

FIG. 1 is a front perspective view of the novel item holder when connected in abutting relation to a line dispenser; FIG. 2 is a front perspective view of the novel item holder when spaced apart from said line dispenser; FIG. 3 is a rear perspective view of the novel item holder when connected in abutting relation to said line dispenser; FIG. 4 is a rear perspective view of the novel item holder when spaced apart from said line dispenser; FIG. 5 is a front perspective view of the novel item holder when connected in abutting relation to said line dispenser and when a lighter item is held in said holder; FIG. 6 is a rear perspective view of the novel item holder when connected in abutting relation to said line dispenser and when said lighter item is held in said holder; FIG. 7 is a side elevational view of the novel item holder when connected in abutting relation to said line dispenser; and, FIG. 8 is a top plan view of the novel item holder when connected in abutting relation to said line dispenser.

The broken line showing of environment in the drawings is included for the purpose of illustration only and forms no part of the claimed design.

(56) **References Cited**

U.S. PATENT DOCUMENTS

D471,005 S	3/2003	Hastings	D3/215
D480,757 S	10/2003	Kennedy	D19/54
D495,362 S	8/2004	Qiu	D19/43
D514,311 S	2/2006	Cetera	D3/215
D516,241 S	2/2006	Gaines et al.	D3/215
D539,528 S	4/2007	Hastings	D3/215
2003/0113680 A1	6/2003	Genuise	431/253

1 Claim, 3 Drawing Sheets

Primary Examiner—Catherine R. Oliver
(74) *Attorney, Agent, or Firm*—Thomas E. Toner; Smith & Hopen, P.A.

Matter enclosed in heavy brackets [] appears in the original patent, but forms no part of this reissue; matter printed in italics indicates the additions made by reissue.

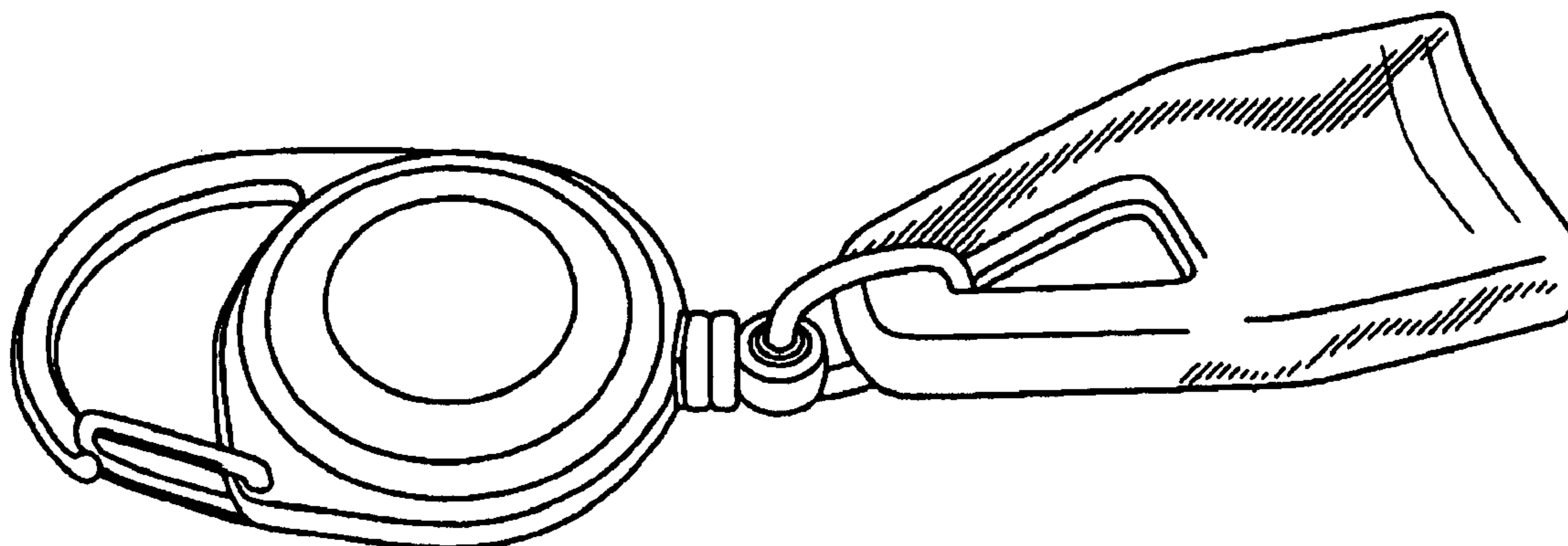


FIG. 1

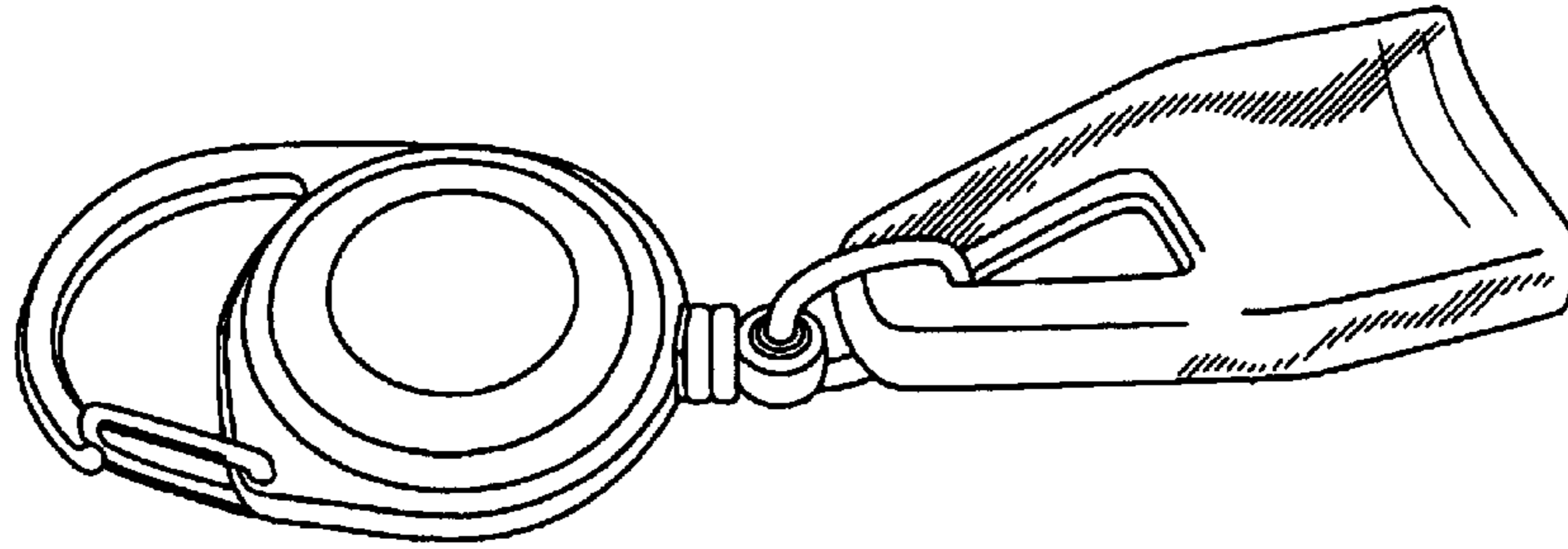


FIG. 2

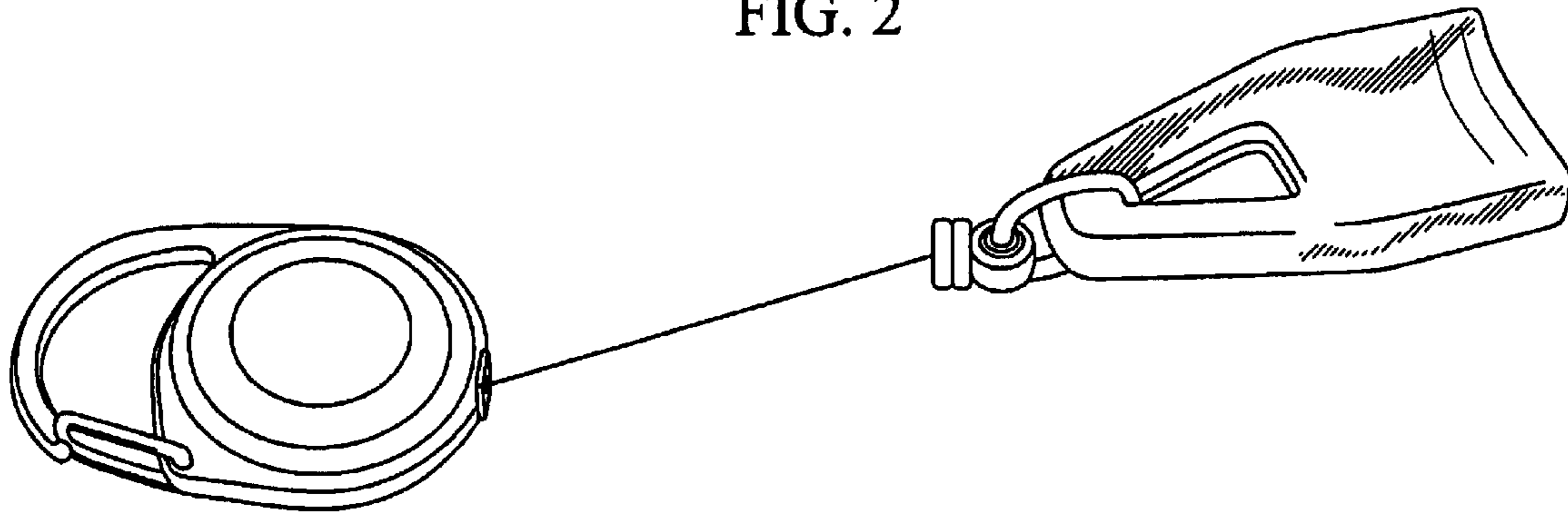


FIG. 3

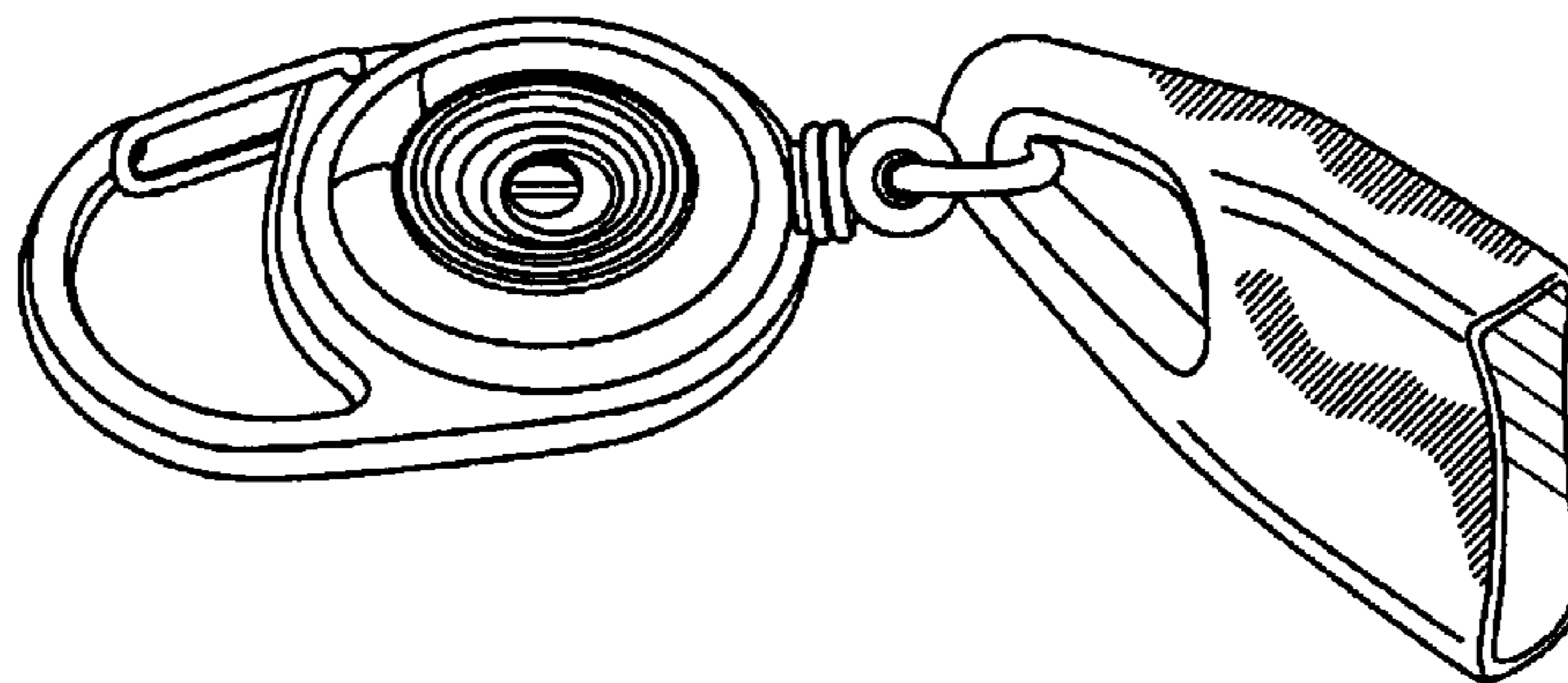


FIG. 4

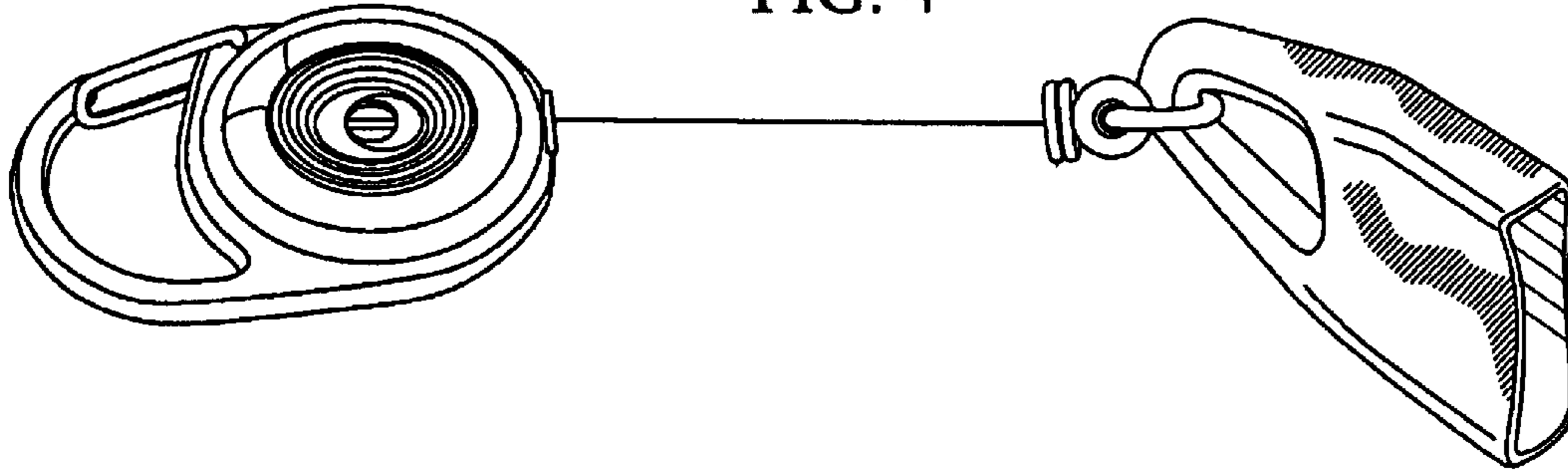


FIG. 5

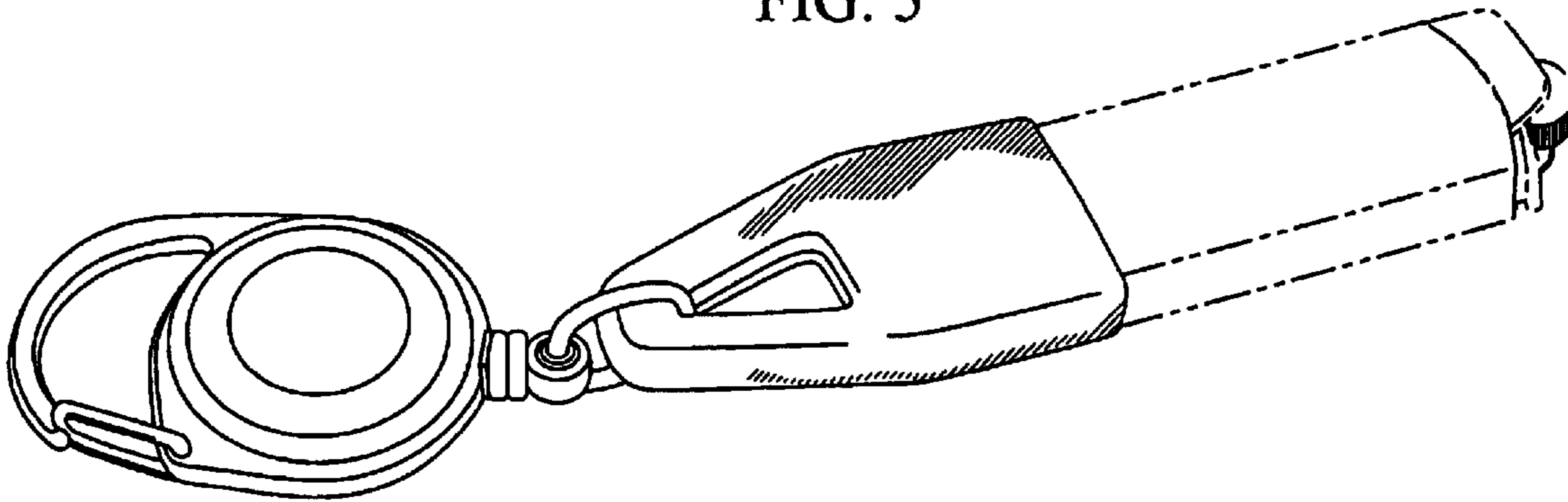


FIG. 6

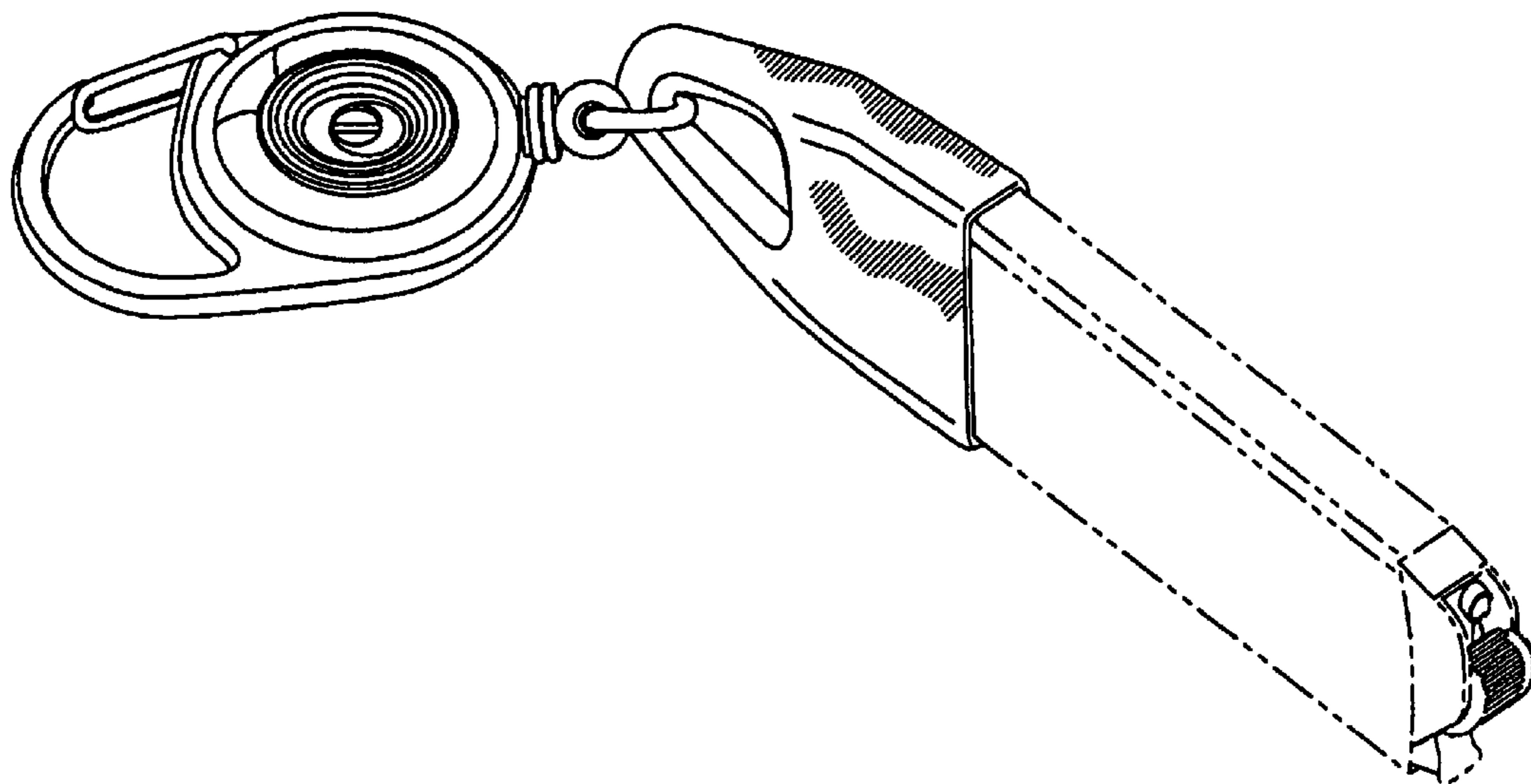


FIG. 7

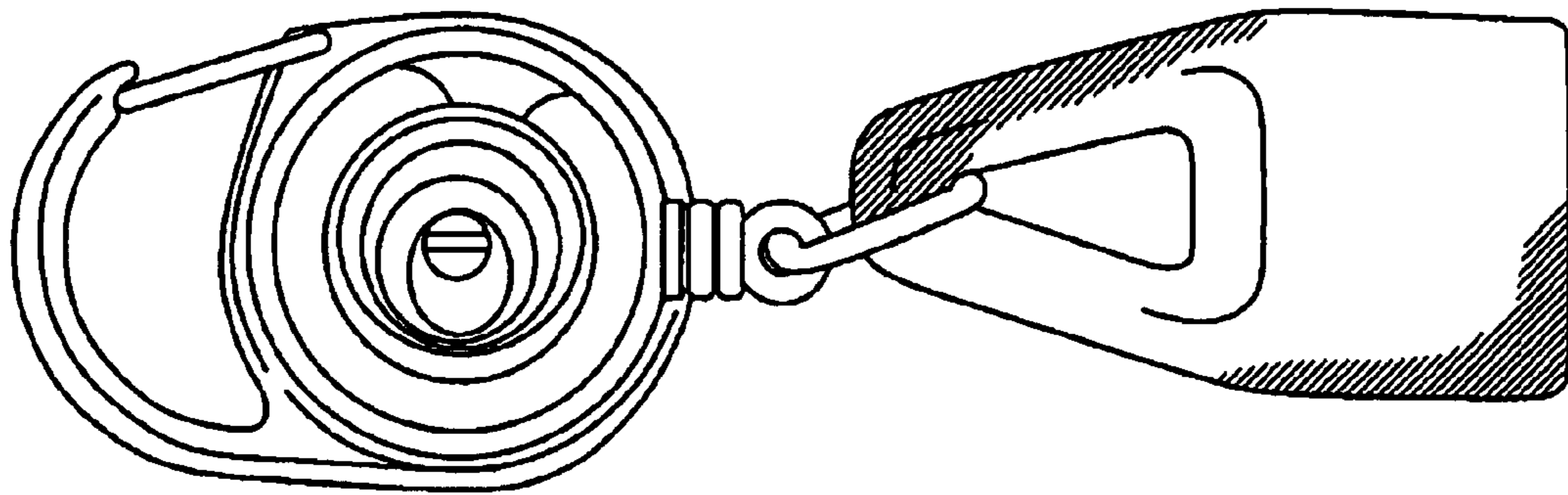


FIG. 8

