

US00RE40093E

(19) **United States**
(12) **Reissued Patent**
Cooper et al.

(10) **Patent Number:** **US RE40,093 E**
(45) **Date of Reissued Patent:** **Feb. 26, 2008**

(54) **COMPRESSOR TEST KIT**
(75) Inventors: **Ian Cooper**, Gloucestershire (GB);
Leslie Howard Davis, Gloucestershire
(GB); **Peter Gray Sedgwick**,
Gloucestershire (GB)

4,830,579 A * 5/1989 Cheng 417/234
6,378,356 B1 * 4/2002 Ruiz et al. 73/37
6,502,602 B1 * 1/2003 Stroup 138/44
6,705,360 B1 * 3/2004 Bonzer 141/38

* cited by examiner

(73) Assignee: **Ultra Electronics Limited**, Greenford
(GB)

Primary Examiner—Antoine D. Davis
(74) *Attorney, Agent, or Firm*—Lahive & Cockfield LLP

(21) Appl. No.: **29/269,989**

(57) **CLAIM**

(22) Filed: **Dec. 12, 2006**

The ornamental design for a compressor test kit, as shown
and described.

Related U.S. Patent Documents

DESCRIPTION

Reissue of:

(64) Patent No.: **Des. 516,927**
Issued: **Mar. 14, 2006**
Appl. No.: **29/200,424**
Filed: **Feb. 27, 2004**

FIG. 1 is a top view of a compressor test kit. The broken
lines form no part of the claimed design.
FIG. 2 is a front view of a compressor test kit. The broken
lines form no part of the claimed design.
FIG. 3 is a side view of a compressor test kit. The broken
lines form no part of the claimed design; and,
FIG. 4 is a perspective view of a compressor test kit. The
broken lines form no part of the claimed design.

(30) **Foreign Application Priority Data**

Aug. 29, 2003 (GB) 000069737
(51) **LOC (8) Cl.** **10-04**
(52) **U.S. Cl.** **D10/83**
(58) **Field of Classification Search** D10/83-85;
73/37, 146.8; 141/38, 95, 192, 197, 313;
200/61.62; 417/411, 234
See application file for complete search history.

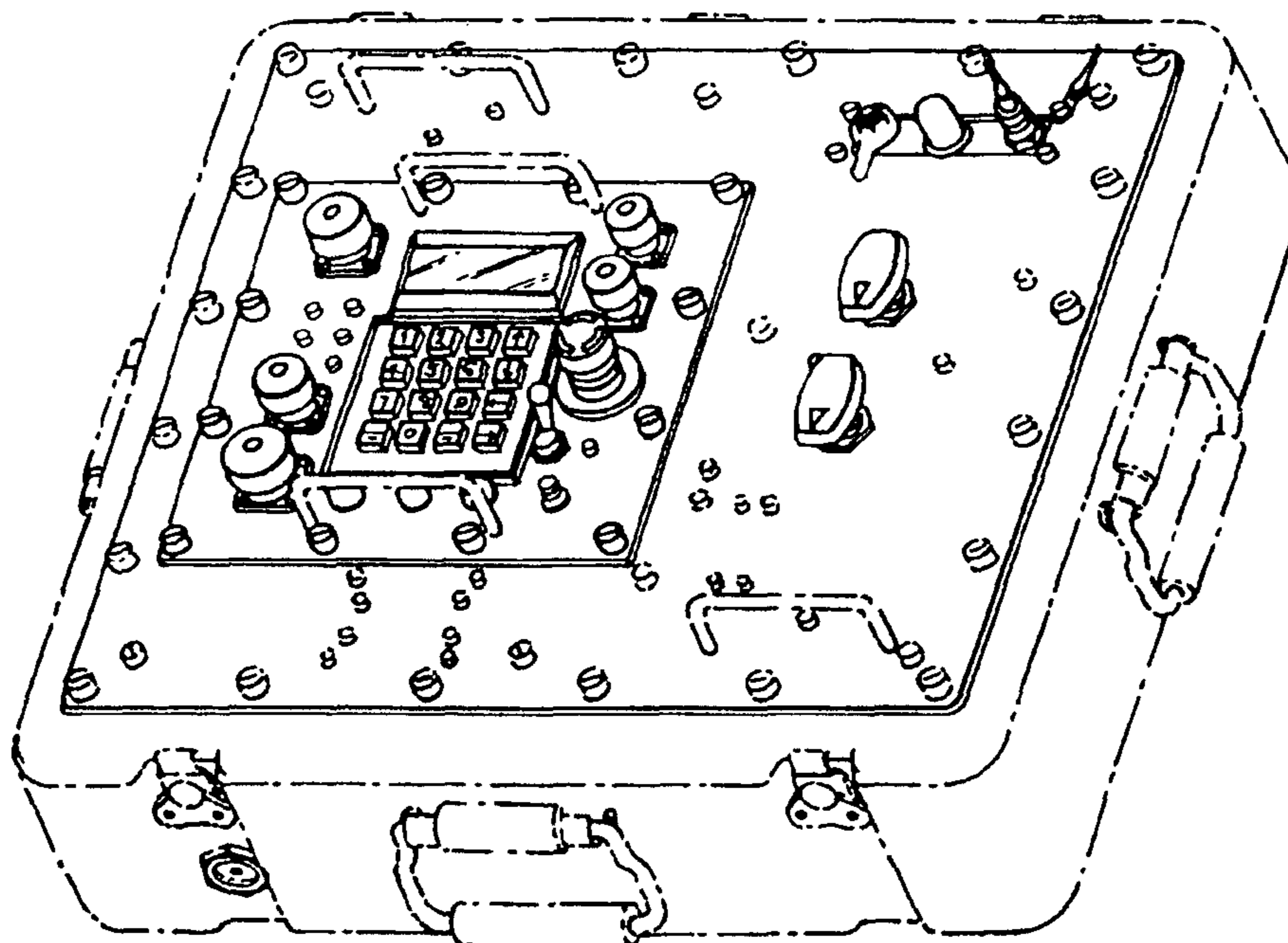
1 Claim, 2 Drawing Sheets

(56) **References Cited**

U.S. PATENT DOCUMENTS

4,375,162 A * 3/1983 Eppley 73/37

**Matter enclosed in heavy brackets [] appears in the
original patent, but forms no part of this reissue; matter
printed in italics indicates the additions made by reissue.**



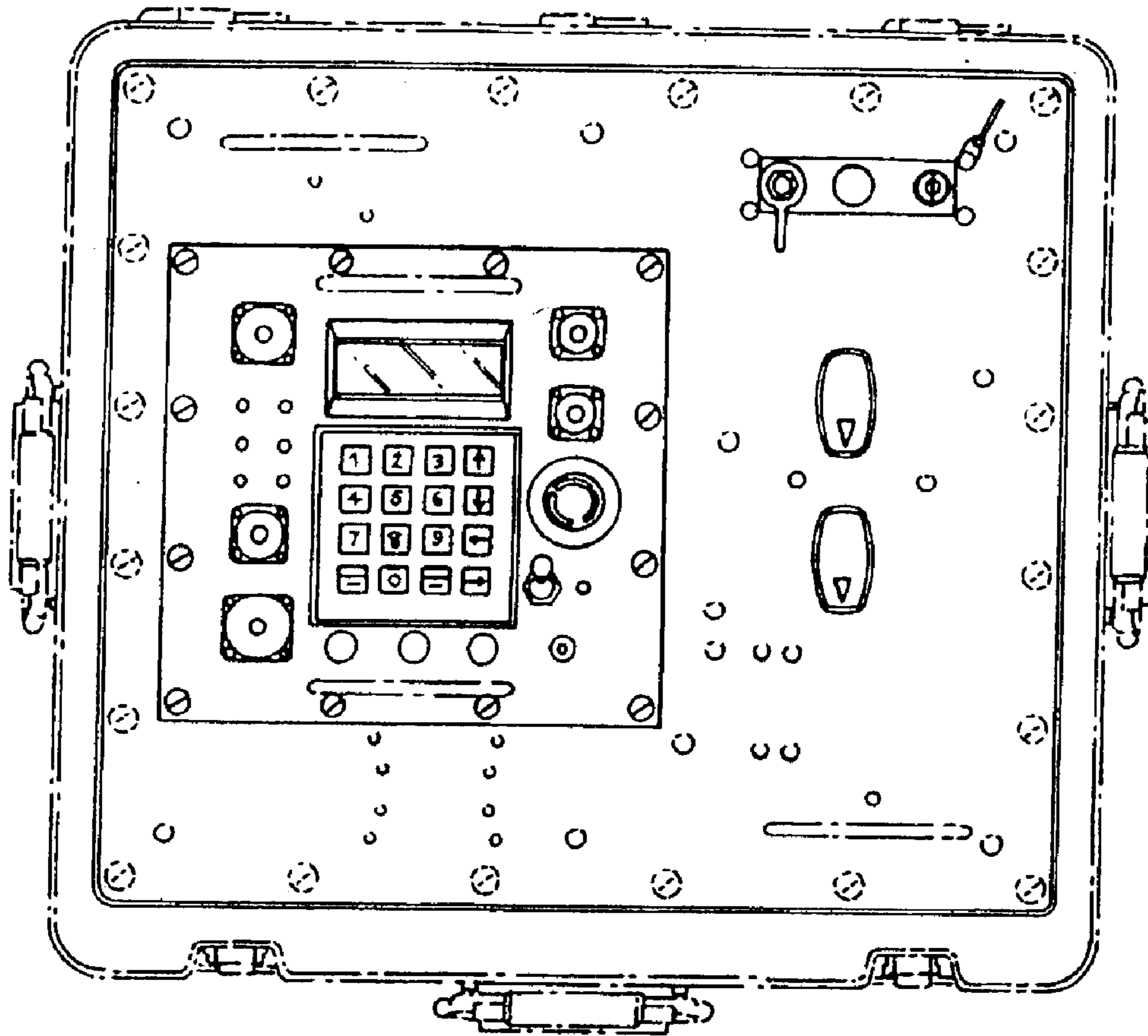


Fig. 1

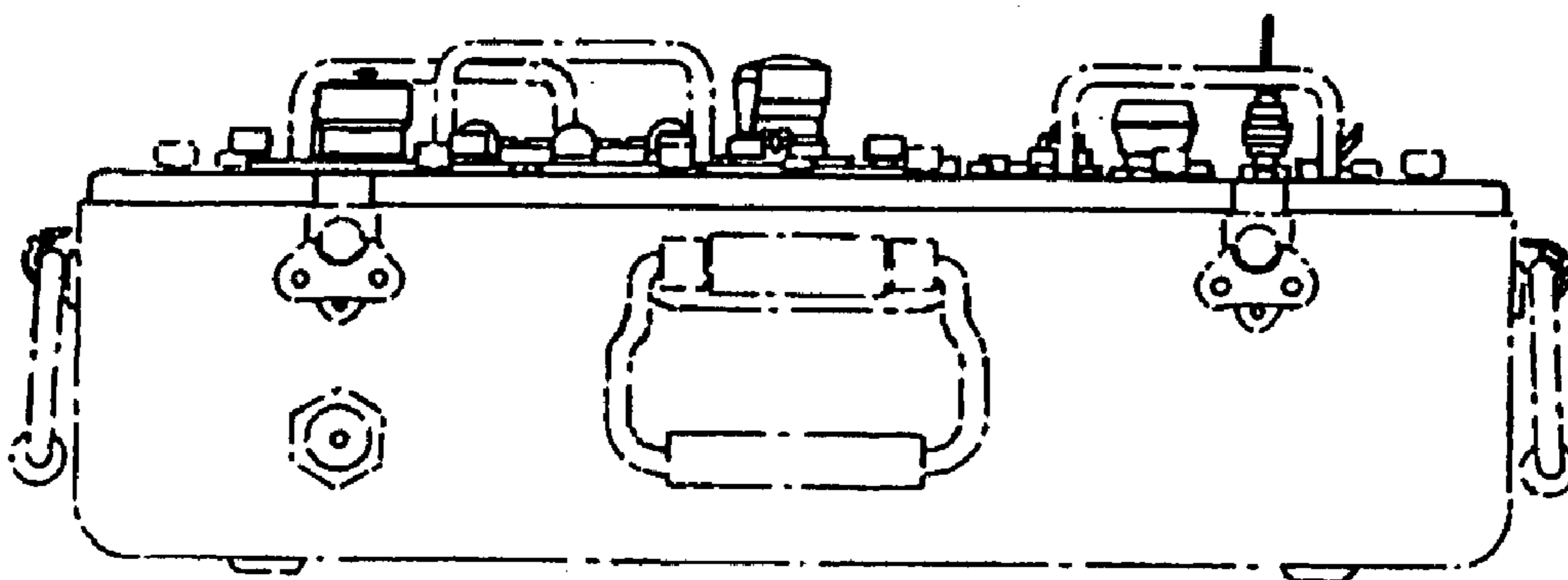


Fig. 2

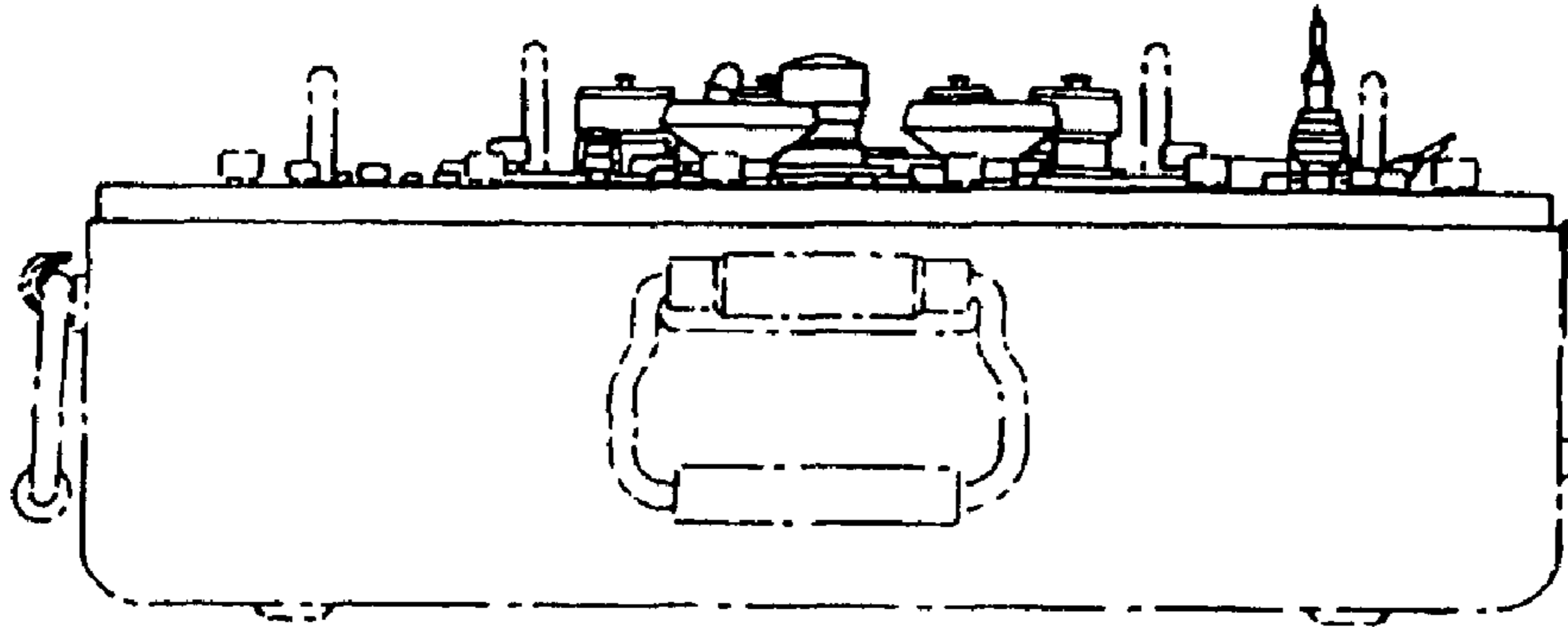


Fig. 3

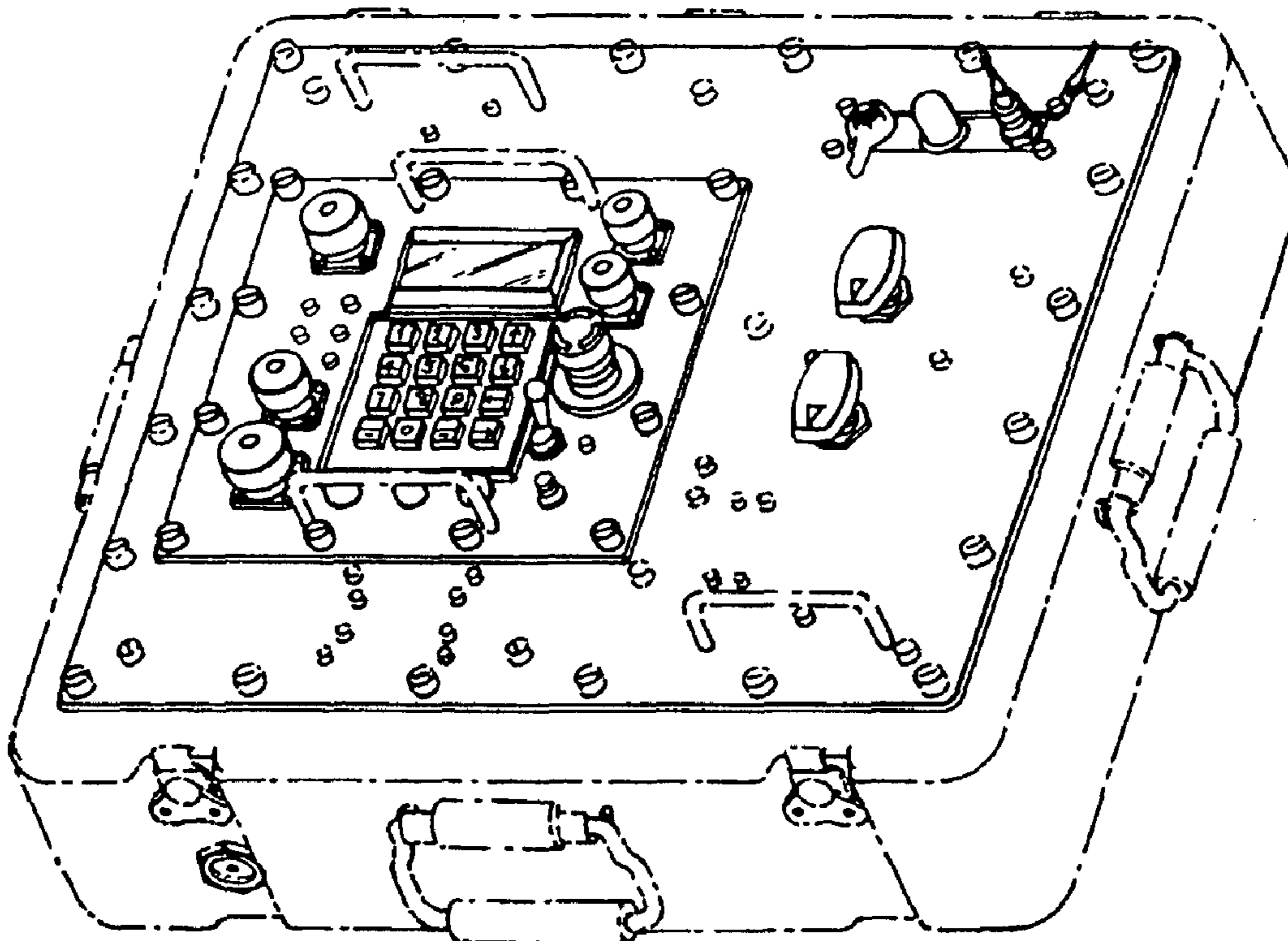


Fig. 4