



US00RE39875E

(19) **United States**  
(12) **Reissued Patent**  
**Simonoff**

(10) **Patent Number: US RE39,875 E**  
(45) **Date of Reissued Patent: Oct. 9, 2007**

(54) **METHOD OF PRINTING MICR ENCODED NEGOTIABLE INSTRUMENTS SUCH AS CHECKS/DRAFTS FROM FACSIMILE TRANSMITTED CHECKS**

(75) Inventor: **Jerome Simonoff**, Venice, CA (US)

(73) Assignee: **Future Check LLC**, Wilmington, DE (US)

(21) Appl. No.: **11/219,641**

(22) Filed: **Nov. 4, 2005**

**Related U.S. Patent Documents**

Reissue of:

(64) Patent No.: **6,697,512**  
Issued: **Feb. 24, 2004**  
Appl. No.: **09/793,474**  
Filed: **Feb. 26, 2001**

U.S. Applications:

(63) Continuation of application No. 08/373,118, filed on Jan. 17, 1995, now Pat. No. 6,195,453.

(51) **Int. Cl.**  
**G06K 9/00** (2006.01)  
**G06F 17/60** (2006.01)

(52) **U.S. Cl.** ..... **382/139; 382/137; 705/45**

(58) **Field of Classification Search** ..... **382/135, 382/137, 139, 317, 175, 294; 705/45; 283/57, 283/58, 70; 235/379, 456, 57; 347/131, 140, 347/158**

See application file for complete search history.

(56) **References Cited**

**U.S. PATENT DOCUMENTS**

3,950,015 A \* 4/1976 Shrock ..... 283/7

4,310,180 A \* 1/1982 Mowry, Jr. et al. .... 283/8 B  
4,640,018 A \* 2/1987 Gigliotti ..... 33/562  
4,722,554 A \* 2/1988 Pettit ..... 283/105  
4,947,321 A \* 8/1990 Spence et al. .... 364/401  
4,973,851 A 11/1990 Lee ..... 250/556  
4,974,878 A \* 12/1990 Josephson ..... 283/67  
5,030,977 A \* 7/1991 Hanson et al. .... 346/160  
5,097,517 A 3/1992 Holt ..... 382/177  
5,254,196 A \* 10/1993 Abowitz et al. .... 156/235  
5,337,122 A \* 8/1994 Hubble, III et al. .... 355/208  
5,347,302 A \* 9/1994 Simonoff ..... 346/153.1  
5,477,037 A \* 12/1995 Berger ..... 235/379  
5,550,932 A \* 8/1996 Blaylock et al. .... 382/139  
5,631,984 A \* 5/1997 Graf et al. .... 382/317  
5,737,440 A \* 4/1998 Kunkler ..... 382/137  
5,748,755 A \* 5/1998 Johnson et al. .... 382/115

**FOREIGN PATENT DOCUMENTS**

EP 0569171 \* 11/1993  
JP 402286361 \* 11/1990

\* cited by examiner

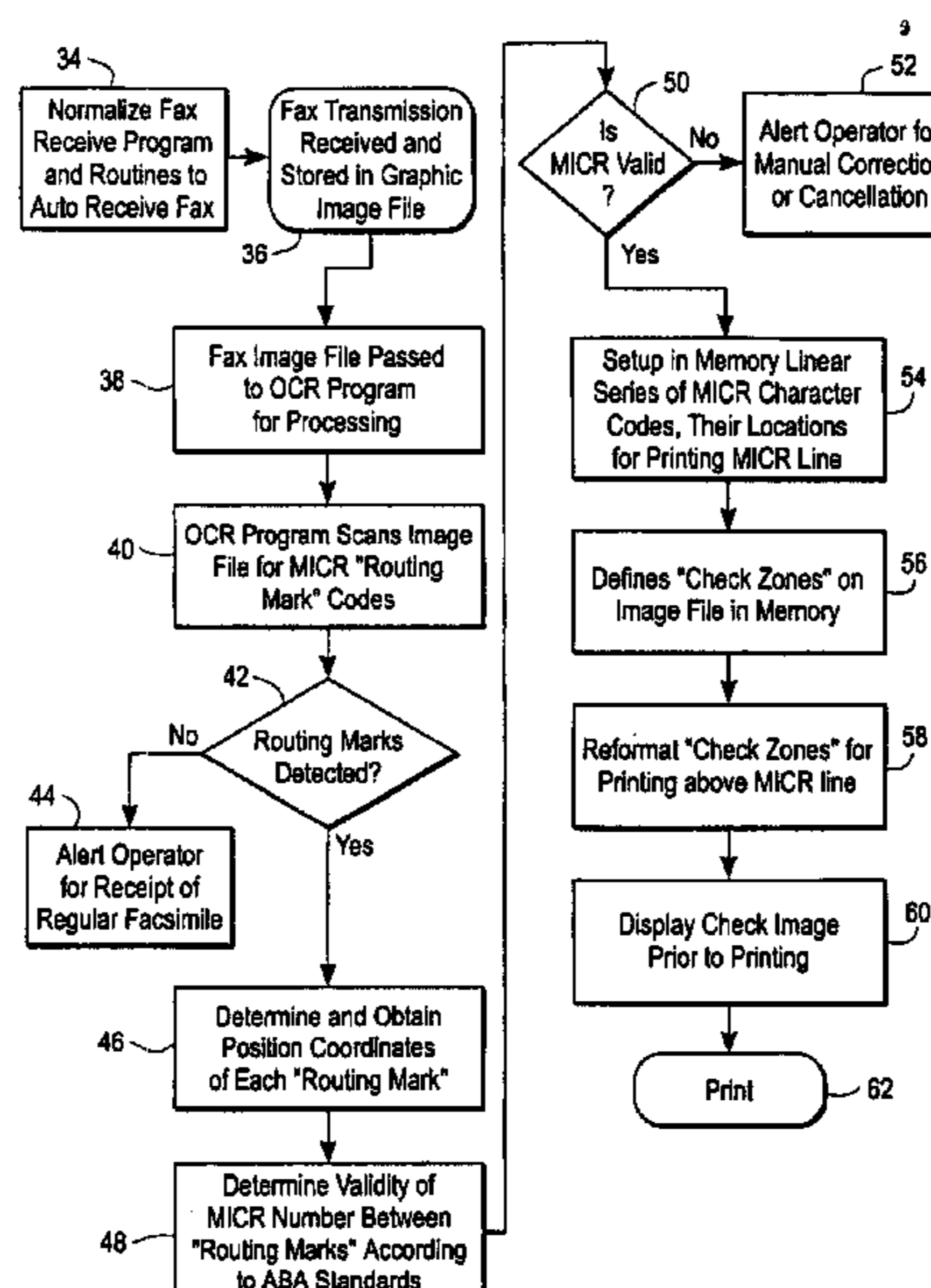
*Primary Examiner*—Anh Hong Do

(74) *Attorney, Agent, or Firm*—Morgan, Lewis & Bockius LLP

(57) **ABSTRACT**

An improved method for accurately and correctly encoding and printing complete checks on blank paper sheets from graphic check images. The method includes inputting into a computer a graphic image of a check. Scanning the graphic image, in computer memory, and identifying the MICR character codes with their locations. Printing said MICR codes with magnetic ink in MICR fonts in a designated "clear band". Reformatting the scanned graphic image with the MICR images deleted and printing the reformatted graphic image above the "clear band" to provide a negotiable check instrument.

**38 Claims, 2 Drawing Sheets**



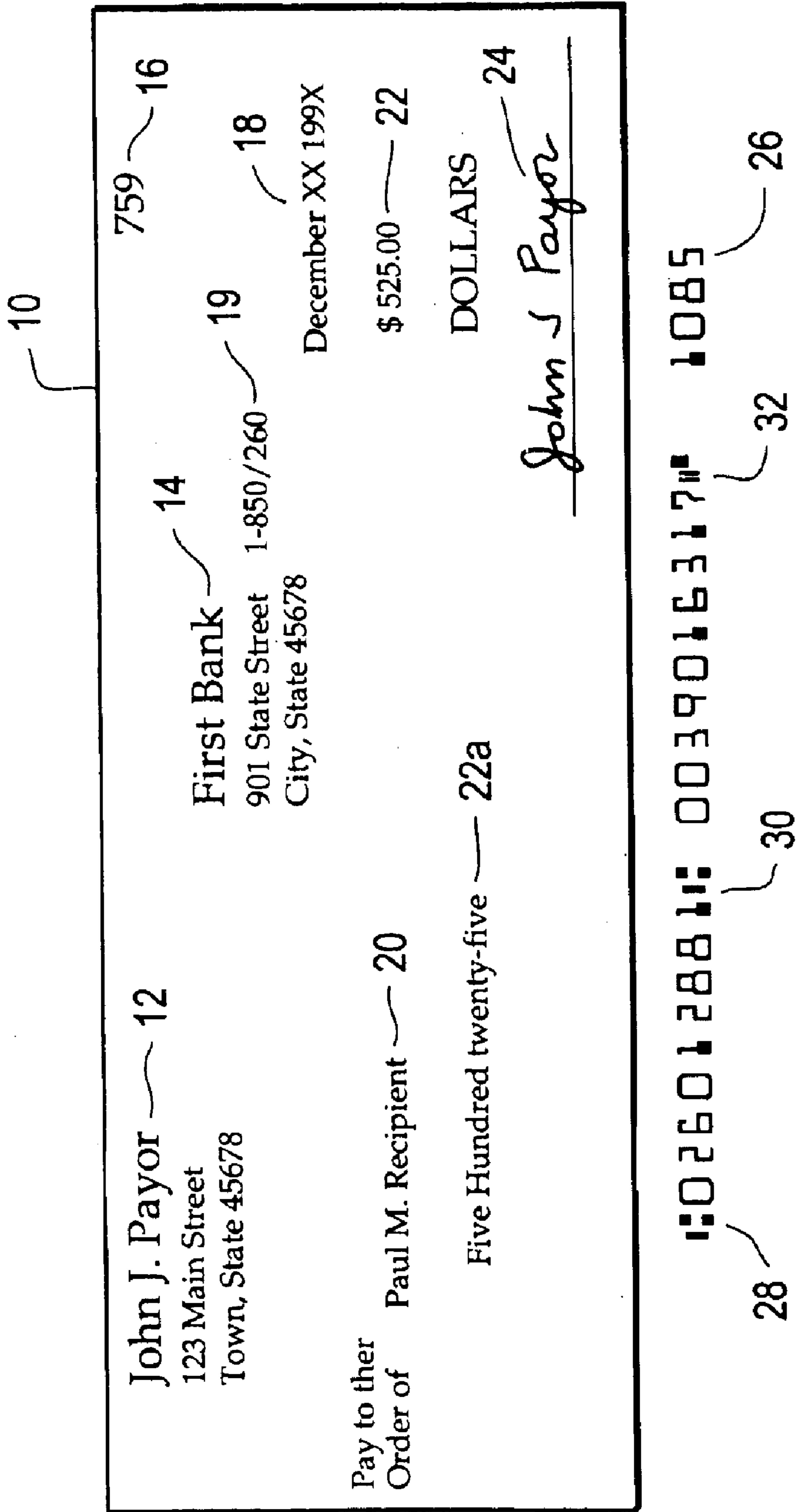


FIG. 1

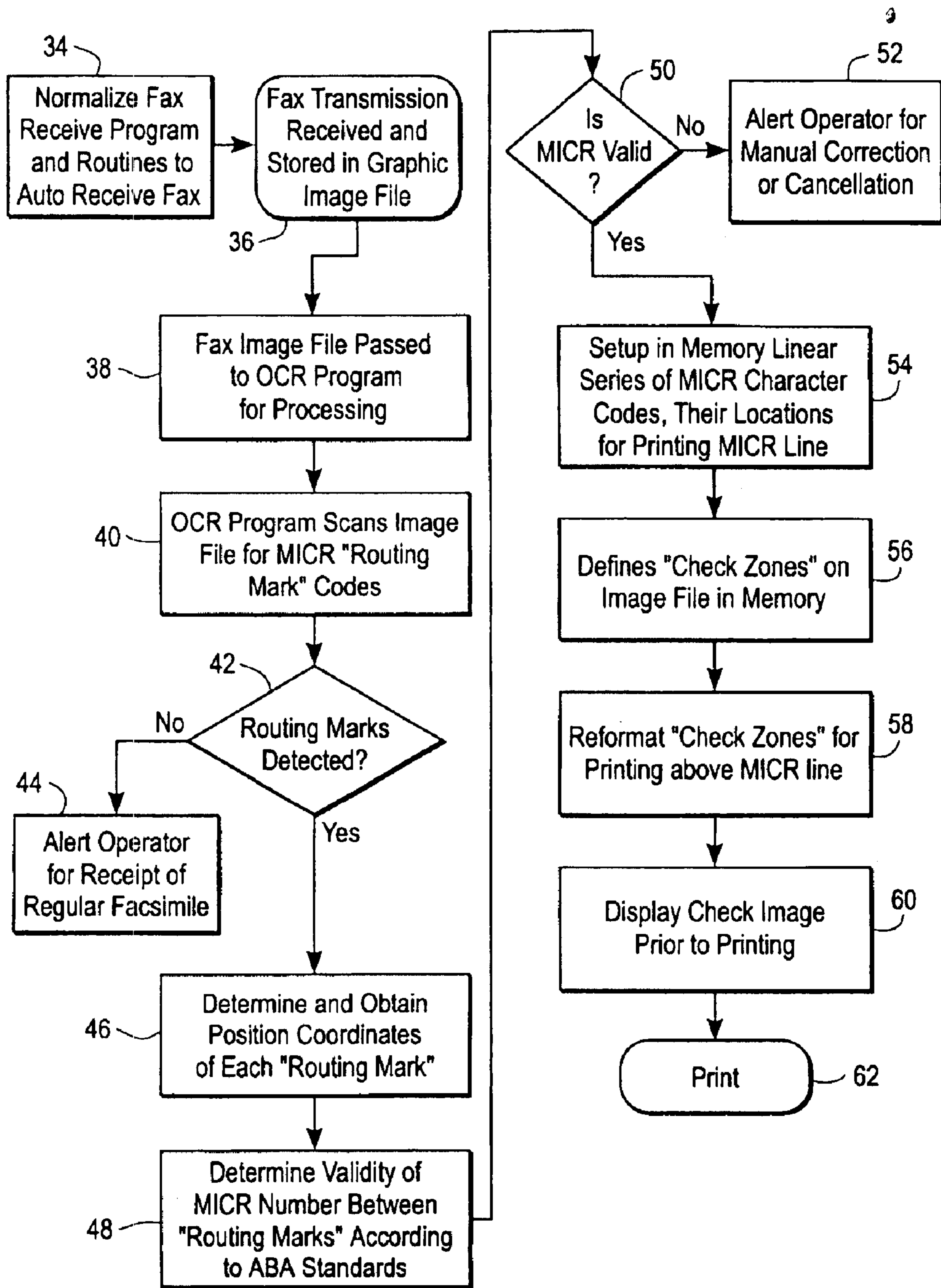


FIG. 2



**METHOD OF PRINTING MICR ENCODED  
NEGOTIABLE INSTRUMENTS SUCH AS  
CHECKS/DRAFTS FROM FACSIMILE  
TRANSMITTED CHECKS**

**Matter enclosed in heavy brackets [ ] appears in the original patent but forms no part of this reissue specification; matter printed in italics indicates the additions made by reissue.**

This is a continuation of application Ser. No. 08/373,118 filed Jan. 17, 1995 now U.S. Pat. No. 6,195,453.

BACKGROUND OF THE INVENTION

1. Field of the Invention

The present invention relates generally to imprinting complete negotiable instruments and more particularly pertains to a method of encoding and printing complete authorized checks/drafts on blank paper sheets from facsimile transmitted checks.

2. Description of the Prior Art

In the past as in the present the exchange of funds both personal and business has been by negotiable instruments such as drafts and checks. Physical transmission and exchange of such instruments has been by mail or messenger. Such instruments for example, checks, must on their face, include at the least all the necessary information pertaining to the issuing bank and the drawer or payor of the check. In addition, the check also bears a series of magnetic ink characters identifying the issuing bank and the drawer and other information for later processing of the check by banks and the Federal Reserve System. The magnetic ink characters must be located within a specific area on the check and conform to specific standards. The payor fills in the check number, the dollar amount of the check, the name of the payee and the date as well as signing the check.

In order to shorten the transit time and thereby hasten the exchange of funds it has been a common practice send the necessary instruments by overnight mail or some other costly delivery services.

Although all businesses and most homes have ready access to facsimile machines, the use of such devices can not be employed for the transmission of checks and drafts. The banking industry system requires that certain codes be present at the bottom of the instrument in order to be accepted and processed by the banking system. These codes must be printed in a magnetic ink or toner, be very precisely positioned on the face of the check instrument and be printed in a font which demands greater resolution and reliability then can be currently produced with any presently available facsimile equipment.

Specifically, in accordance with present standards, checks and other similar commercial documents are required to meet and conform to certain standards. One such standard is Standard X9.27 entitled "Print Specifications for Magnetic Ink Character Recognition" and referred to as "MICR". This standard is issued by the Accredited Standards Committee on Financial Services under the procedures of the American National Standards Institute and Published by the X9 Secretariat of the American Bankers Association. The specification sets forth the specific type fonts and special toners that must be used in the printing of these documents. Specification X9.13 entitled "American National Specifications for Placement and Location of MICR Printing" imposes stringent requirements for the placement of the MICR characters on checks. This specification delineates the very precise positioning of the MICR print characters

relative to the edges of the check form. The specification also prohibits magnetic printing other than MICR characters within the character recognition reading area. The reading area is defined as a "Clear Band (MICR) A Band 0.625 inch high, measured from the aligning edge of the documents, parallel to that edge and extending the length of the document. It is reserved for imprinting of MICR characters."

There are presently available computer software programs and published material for converting facsimile images received on a telephone line directly into a computer memory. The received data facsimile signals are converted into digital representations of rasterized images through selected available electronic devices. In addition, currently available computer software programs and methodology enable a computer to analyze digital image representations and through the use of Optical Character Recognition (OCR) techniques to convert these images in ASCII or other computer code character representations. This technique is generally used to bring facsimile transmissions into word processing and other software without requiring separately keying of the information into the system.

Laser printer technology has advanced to the point at which special toners and fonts can be used to laser print checks that meet MICR standards directly as outputted from a computer. Presently available computer software programs are capable of printing MICR encoded checks.

In those situations where even overnight delivery is not sufficiently fast, there are speedier services. One such service includes a service provider acting on behalf of a client company. A sender wishing to convey funds to the client company telephones the client company and verbally conveys the necessary bank information including processing codes, all the information found on the face of a check and authorization to draw a draft on the sender's bank. The service provider will then generate a bank draft based on the telephoned information against the sender's account and deposit the draft in the client company's bank account.

The forgoing situation readily lends itself to the generation of an incorrect draft document occasioned by the verbal transmission of the check data. For example, the operation can generate a draft in the wrong amount or against an incorrect account both of which errors can create severe problems for the parties involved. For these reasons it would be desirable generate to the draft document without any verbal communication or additional input keying.

Recent technology has made available computer driven laser printers which are capable of printing special type font characters in magnetic ink using special toners. Such printing meets the MICR standard. Presently marketed laser printers produce high quality graphics without any noticeable distortion because they print using dots with extremely close spatial relationships to other dots on the same sheet. Therefore, laser printers are capable of extreme accuracy in the placement of images with respect to other images printed on the same sheet during the same operation.

SUMMARY OF THE INVENTION

The present invention comprises a method of accurately and properly printing a check on a blank paper sheet based on a graphic image representation of an original check. The laserprinted check includes the proper and accurate positioning of specific magnetic ink characters on its face.

The method of the present invention can be embodied in a single computer program or in a series of inter-related programs. In its broadest aspect, the method includes (at least) the following steps 1) inputting into a computer a



3

graphic image of a negotiable instrument (i.e. a check) including MICR codes; 2) storing said image in a formatted image file in said computer; 3) scanning said image and identifying MICR character codes and their respective locations; 4) laser printing said MICR codes with magnetic ink, in MICR fonts in a designated "clear band" area; 5) reformatting said graphic image without the MICR character codes and 6) printing said reformatted image above said "clear band" in a position defined check zone to provide a negotiable instrument based on the originally inputted graphic image.

Although it is believed that the foregoing steps are adequate to properly practice the instant invention, additional steps can also be included to insure greater accuracy and prevent errors. Such method would include the following steps: 1) inputting into a computer a graphic image of a negotiable instrument (i.e. a check) including MICR codes; 2) storing said image in a formatted image file in said computer; 3) scanning said image and identifying MICR character codes and their respective locations; 4) identifying the MICR "routing marks" and their respective locations; 5) verifying the validity of the MICR numerical character codes associated with the "routing marks" 6) laser printing said MICR codes with magnetic ink, in MICR fonts in a designated "clear band" area; 7) reformatting said graphic image without the MICR character codes; 8) printing said reformatted image above said "clear band" in a position defined check zone to provide a negotiable instrument based on the originally inputted graphic image; and 9) prior to printing, displaying an image of the negotiable instrument to be printed for the purpose of correcting any errors.

The above described method has found utility in the rapid transfer and exchange of funds by facsimile transmission of negotiable instruments such as checks. The facsimile transmitted check includes all the necessary check data and, in addition, if required, an authorization by the payor to permit the recipient or another to negotiate an instrument based on the transmitted check. The facsimile transmitted check image is received and inputted directly into a computer by available software. Appropriate computer software programs also residing in the computer first analyze the check image via OCR software in order to recognize and identify the MICR codes associated with the transmitted facsimile check. The computer further includes MICR fonts as well as MICR print positioning instructions. The MICR identified codes are sent to a laser printer loaded with specifically formulated magnetic toner and MICR fonts. The laser printer then prints the MICR code information in conformity to the banking industry specifications.

The computer program deletes the original MICR code line from the stored received facsimile check image and then reformats the sizes the remaining check image while adding any other necessary data such as identifying the resulting document as an instrument created based on permission of the payor. The printer thereupon prints the reformatted check zone image above the MICR "clear band" code information. The computer software can also be directed to display the draft document prior to printing to permit the user to examine and confirm the MICR printing and the legibility and the accuracy of the check data. After printing the resulting document can be deposited in the recipient's bank account just as any other check or negotiable instrument.

Accordingly, it is an object of this invention to provide an improved method for imprinting a check or other negotiable instrument on a blank paper sheet from a facsimile transmitted image using a laser printer.

Another object of this invention is to provide a method for the printing of a check which conforms to banking industry standards from a facsimile graphic check image.

4

Still another object is to provide an improved method for printing of a complete check from a facsimile check without requiring additional input data keying.

A further object of the present invention is to provide a reliable, positive and low cost method for imprinting complete checks or negotiable instruments from graphic check images.

Other objects and many of the attendant advantages of this invention will be readily appreciated as the same becomes better understood by reference to the following detailed description when considered in connection with the accompanying drawings in which like references numerals designate like parts throughout the figures thereof.

#### BRIEF DESCRIPTION OF THE DRAWINGS

FIG. 1 is a representation of a facsimile transmitted check; and

FIG. 2 is a computer program flow chart suitable for practicing the method of this invention;

#### DETAILED DESCRIPTION OF THE PREFERRED METHOD

There are currently available a multitude of devices and supporting software programs for the transmission of facsimile messages and information from one computer to another computer. The transmitted information is generally in the form of a graphic representation and may be displayed on the computer monitor for viewing and reading by an operator. The illustration of FIG. 1 represents a check which was originally in a fill-in type check form with a MICR encoded line (magnetic ink) and thereafter filled-in by the payor. A copy of such filled-in completed check was facsimile transmitted from a first computer and received by a second remote computer.

A valid check, as a minimum, should include the name of the payor 12, the institution against which the funds will be drawn 14, the check number 16, the date 18, transmit number 19, name of the recipient to whom the funds are transferred 20, the amount of the funds being transferred 22 and 22a, the signature of the payor 24, and the MICR codes 26 associated with the payor's account. The MICR code line includes representative "routing mark" 28 and 30 and an "OnUs" code symbol 32 all in accord with the American Banking Association standards. Referring now to the flow chart of FIG. 2 which exemplifies the method of operation for practicing the principle of the instant invention. The computer which is to receive the transmitted check facsimile is loaded with a number of software programs in order to perform the necessary required method steps to carry out the function.

The start operation at 34 serves to initialize the Facsimile Receive program and its included routines to provide automatic facsimile receipt. The system at 36 waits for the receipt of a facsimile and when a facsimile is received it causes the graphic facsimile image to be stored in an appropriate graphic image file. Thereafter at 38 the contents of the facsimile image file are passed to an Optical Recognition Reader (OCR) program for processing. Software programs are currently available to perform the foregoing receipt and transfer functions and operations. One such program is entitled VISUAL FAX™ and is distributed by Stylus Innovation, Inc. of Cambridge, Mass.

Upon receipt of the graphic image at 40, an OCR program is instructed to scan the image for the two MICR "routing mark" (American Banking Association [ABA] defined)



5

codes. A suitable OCR program is one distributed by MAXSOFT-OCRON, Inc. of Fremont, Calif. under the Recore® trademark. Decision box 42 examines whether the “routing marks” were detected. If the marks were not detected then function box 44 is activated to alert an operator that the received facsimile was not that of a check. The operator can then treat the received fax as a regular message facsimile. If, however the “routing marks” were detected such information is passed onto function box 46 where the position co-ordinates of each “routing mark” are obtained.

Using the locations of the “routing marks”, the program at 48 is instructed to examine the MICR numbers represented by the MICR codes between the “routing marks” and ascertain whether these numerical MICR codes are valid according to ABA standards. The validity determination may include examining that the “check digit”, the number of digits and the location of special characters.

The validity determination at 48 is applied to the decision box 50. If the MICR is invalid then at 52 the operator is alerted to this fact and at that point can either manually correct the MICR or terminate the operation. If the MICR is valid then the program at 54 is instructed to construct in a check image memory file the correct series of MICR code characters and their respective check locations in a linear array for subsequent printing. A laser printer equipped with MICR magnetic toner and With the MICR character font installed therein is used to print the check.

The image processing program at 56 defines in memory the two check zones (i.e. MICR line and the remainder of the check). At 58 the image processing program reformats the entire check zone (i.e. resizes) and positions the check zones above the previously defined MICR for printing to thereby provide a printable output check image. Prior to printing, the check image may be visually displayed at 60 to permit an operator to ascertain whether it is correct. At 62 the remainder (reformatted check zone) of the check image is printed above the previously printed MICR line and a copy faxed to the payor. The system then awaits notification the fax copy sent was received.

Although the foregoing inventive method has been described with reference to a facsimile arrangement wherein communications are conducted between two computers it also can be applied under other circumstances. For example, where the received facsimile of the check is received on a facsimile machine and a hard copy (paper) is produced. The paper check image can then be scanned and the resulting image inputted directly into the computer. It should be noted that the described method relies only on the graphic check image being inputted into the computer for processing. It does not matter how or in what form the graphic image is applied to the computer. Obviously many modifications and variations of the present invention are possible in the light of the above teachings. It is therefore understood that, within the scope of the appended claims, the invention may be practiced otherwise than specifically described.

What is claimed is:

1. A method of reproducing a check suitable for automatic processing by [the] a banking system comprising:

receiving at a computer a graphic image, the graphic image representing a check that has been optically scanned so as to create the graphic image, the graphic image including a first area having an image of MICR codes and a second area that includes an image of a signature; the first area and second area comprising nonoverlapping portions of the graphic image;

using optical character recognition to identify the MICR codes and to convert the first area of the graphic image into a sequence of the identified MICR codes; and

6

printing a reproduced check by:

printing said sequence of identified MICR codes using magnetic ink, using stored MICR fonts, in a clear band area; and

printing the second area of the graphic image above the clear band area, the printed second area of the graphic image including a facsimile representation of the signature;

wherein the reproduced check is a negotiable instrument suitable for automatic processing by the banking system.

2. The method of claim 1, wherein,

printing the second area of the graphic image includes reformatting said graphic image to exclude the first area thereof and printing the reformatted graphic image above the clear band area.

3. The method of claim 1, wherein the received graphic image is an electronically transmitted graphic image selected from the group consisting of a facsimile image of a completed check received at the computer by direct electronic transmission, and a facsimile image of the completed check that is received at a device separate from the computer and then optically scanned into the computer.

4. A computer program product for reproducing a check suitable for automatic processing by [the] a banking system, the computer program product comprising a computer readable storage medium and a computer program mechanism embedded therein, the computer program mechanism comprising:

a first set of instructions for receiving a graphic image, the graphic image representing a check that has been optically scanned so as to create the graphic image, the graphic image including a first area having an image of MICR codes and a second area having an image of portions of the check above the MICR codes;

a second set of instructions for identifying the MICR codes in the first area and converting the first area of the graphic image into a sequence of the identified MICR codes; and

printing instructions for printing a reproduced check, the printing instructions including instructions for printing said sequence of identified MICR codes using magnetic ink, using stored MICR fonts, in a clear band area, and for printing the second area of the graphic image above the clear band area, the printed second area of the graphic image including a facsimile representation of the portions of the check above the MICR codes;

wherein the reproduced check is a negotiable instrument suitable for automatic processing by the banking system.

5. The computer program product of claim 4, wherein the printing instructions include instructions for reformatting said graphic image to exclude the first area thereof and printing the reformatted graphic image above the clear band area.

6. The computer program product of claim 4, wherein the received graphic image is an electronically transmitted graphic image selected from the group consisting of a facsimile image of a completed check received at the computer by direct electronic transmission, and a facsimile image of the completed check that is received at a device separate from the computer and then optically scanned into the computer.

7. A computer program product for reproducing an electronically transmitted check suitable for processing by [the] a banking system, the computer program product compris-



ing a computer readable storage medium and a computer program mechanism embedded therein, the computer program mechanism comprising:

a first set of instructions for receiving a graphic image, the graphic image representing a check that has been optically scanned so as to create the graphic image, the graphic image including a first area having an image of MICR codes and a second area that includes an image of a signature; the first area and second area comprising nonoverlapping portions of the graphic image;

a second set of instructions for identifying the MICR codes in the first area and converting the first area of the graphic image into a sequence of the identified MICR codes; and

printing instructions for printing a reproduced check, the printing instructions including instructions for printing said sequence of identified MICR codes using magnetic ink, using stored MICR fonts, in a clear band area, and for printing the second area of the graphic image above the clear band area, the printed second area of the graphic image including a facsimile representation of the signature;

wherein the reproduced check is a negotiable instrument suitable for automatic processing by the banking system.

8. The computer program product of claim 7, wherein the printing instructions include instructions for reformatting said graphic image to exclude the first area thereof and printing the reformatted graphic image above the clear band area.

9. The computer program product of claim 7, wherein the received graphic image is an electronically transmitted graphic image selected from the group consisting of a facsimile image of a completed check received at the computer by direct electronic transmission, and a facsimile image of the completed check that is received at a device separate from the computer and then optically scanned into the computer.

10. A method of reproducing a check comprising:

receiving an image representing a check and including a first portion that includes an image of codes in a MICR code line and a second portion that includes at least an image of a signature;

identifying a sequence of the codes in the MICR code line; and

printing a reproduced check by:

printing, in a clear band area, the identified codes using magnetic ink and MICR fonts; and

printing, outside the clear band area, at least the second portion of the image;

wherein the reproduced check is a negotiable instrument suitable for automatic processing by a banking system.

11. The method of claim 10, wherein the second portion of the image excludes the MICR code line.

12. The method of claim 10, wherein the image of the check is an electronically transmitted image received from a remote location.

13. The method of claim 12, wherein the step of identifying the sequence of the codes, includes processing the image to identify the sequence of the codes and their respective positions.

14. The method of claim 13, wherein the step of printing the sequence of codes includes the proper positioning, on the reproduced check, of the printed magnetic ink MICR codes.

15. The method of claim 12, further comprising verifying the validity of at least part of the sequence of codes in the MICR code line prior to printing the reproduced check.

16. The method of claim 10, further comprising displaying an image of check prior to being printed.

17. A computer program product for causing reproduction of a check, comprising a computer readable storage medium comprising:

a first set of instructions for causing receipt of an image representing a check including a first portion that includes an image of codes in a MICR code line and a second portion that includes at least an image of a signature;

a second set of instructions for causing identification of a sequence of the codes in the MICR code line; and

formatting instructions, for use in formatting for printing a reproduced check by printing, in a clear band, the identified codes using magnetic ink and MICR fonts; and by printing outside the clear band area at least the second area of the graphic image;

wherein the reproduced check is a negotiable instrument suitable for automatic processing by a banking system.

18. The computer program product of claim 17, wherein the formatting instructions include instructions for reformatting the second portion of the image to exclude the MICR code line.

19. The computer program product of claim 17, further comprising instructions for verifying the validity of at least part of the sequence of codes in the MICR code line prior to printing the reproduced check.

20. A system of reproducing a check comprising:

apparatus configured to receive an image, representing a check and including a first portion including an image of codes in a MICR code line and a second portion including at least an image of a signature;

a computer configured to identify a sequence of the codes in the MICR code line; and

a printer for printing a reproduced check;

wherein the system is configured to cause the printer to print in a clear band area, the sequence of identified codes using magnetic ink and MICR fonts; and outside the clear band area, at least the second area of the image;

such that the reproduced check is a negotiable instrument suitable for automatic processing by a banking system.

21. The system of claim 20, further comprising a computer configured to format the second portion of the image to exclude the MICR code line.

22. The system of claim 20, wherein the image of the check is an electronically transmitted image received from a remote location.

23. The system of claim 22, wherein the computer is further configured to process the first portion of the image to identify the sequence of codes and their respective positions.

24. The system of claim 23, wherein when printing the sequence of codes, the printed magnetic ink MICR codes are properly positioned on the reproduced check.

25. The system of claim 20, further configured to verify the validity of at least part of the sequence of codes in the MICR line prior to causing the printer to print the reproduced check.

26. The system of claim 20, further comprising a display and being configured to display an image of the check prior to it being printed.

27. The system of claim 20, further comprising a display and being configured to display an image of the check prior to it being printed.

28. The system of claim 23, wherein the system is configured to properly position the printed magnetic ink MICR codes on the reproduced check when printing the sequence of codes.



9

29. A method of reproducing a check comprising:  
 receiving a check including a first portion having MICR  
 codes and a second portion that includes at least a  
 signature;  
 identifying a sequence of the MICR codes;  
 verifying the validity of at least part of sequence of MICR  
 codes;  
 creating an image of at least the second portion of the  
 check; and  
 printing a reproduced check by:  
 printing, in a clear band area, the identified codes  
 using magnetic ink and MICR fonts; and  
 printing, outside the clear band area, at least the  
 second portion of the image;  
 wherein the reproduced check is a negotiable instrument  
 suitable for automatic processing by a banking system.
30. The method of claim 29, further comprising detecting  
 routing marks in the MICR codes.
31. The method of claim 29, wherein the image of receiv-  
 ing the check includes receiving an image of the check  
 electronically transmitted from a remote location.
32. The method of claim 31, wherein the step of identi-  
 fying the sequence of the codes, includes processing the  
 image to identify the sequence of the codes and their  
 respective positions.
33. The method of claim 31, further comprising displaying  
 an image of check prior to being printed.
34. The method of claim 30, wherein the step of printing  
 the sequence of codes includes the proper positioning, on the  
 reproduced check, of the printed magnetic ink MICR codes.

10

35. A system of reproducing a check comprising:  
 apparatus configured to create an image of a check, the  
 check including a first portion having MICR codes and  
 a second portion including at least a signature, the  
 created image including at least the second portion;  
 a computer configured to identify a sequence of the MICR  
 codes; and  
 a printer for printing a reproduced check;  
 wherein the system is configured to cause the printer to  
 print in a clear band area, the sequence of identified  
 codes using magnetic ink and MICR fonts; and outside  
 the clear band area, at least the second portion; and  
 further configured to verify the validity of at least part of  
 the sequence of codes in the MICR line prior to causing  
 the printer to print the reproduced check  
 such that the reproduced check is a negotiable instrument  
 suitable for automatic processing by a banking system.
36. The system of claim 35, further configured to detect  
 routing marks in the MICR codes.
37. The system of claim 35, wherein the created image of  
 the check is electronically transmitted for printing at a  
 remote location.
38. The system of claim 37, wherein the system is further  
 configured to process the first portion of the image to identify  
 the sequence of codes and their respective positions.

\* \* \* \* \*