



US00RE39762E

(19) **United States**  
 (12) **Reissued Patent**  
**Reeves et al.**

(10) **Patent Number: US RE39,762 E**  
 (45) **Date of Reissued Patent: Aug. 7, 2007**

(54) **POLYKETIDE SYNTHASE ENZYMES AND RECOMBINANT DNA CONSTRUCTS THEREFOR**

(75) Inventors: **Christopher Reeves**, Orinda, CA (US);  
**Daniel Chu**, Santa Clara, CA (US);  
**Chaitan Khosla**, Palo Alto, CA (US);  
**Daniel Santi**, San Francisco, CA (US);  
**Kai Wu**, Foster City, CA (US)

(73) Assignee: **Kosan Biosciences, Inc.**, Hayward, CA (US)

(21) Appl. No.: **11/299,244**

(22) Filed: **Dec. 9, 2005**

#### Related U.S. Patent Documents

Reissue of:

(64) Patent No.: **6,660,862**  
 Issued: **Dec. 9, 2003**  
 Appl. No.: **09/825,621**  
 Filed: **Apr. 3, 2001**

U.S. Applications:

(62) Division of application No. 09/410,551, filed on Oct. 1, 1999, now Pat. No. 6,503,737

(60) Provisional application No. 60/102,748, filed on Oct. 2, 1998, provisional application No. 60/123,810, filed on Mar. 11, 1999, and provisional application No. 60/139,650, filed on Jun. 17, 1999.

(51) **Int. Cl.**  
**C07D 515/00** (2006.01)  
**C07D 498/00** (2006.01)

(52) **U.S. Cl.** ..... **546/92; 546/90**

(58) **Field of Classification Search** ..... **546/90, 546/92**

See application file for complete search history.

(56) **References Cited**

#### U.S. PATENT DOCUMENTS

4,874,748	A	*	10/1989	Katz et al.	514/29
5,063,155	A	*	11/1991	Cox et al.	435/76
5,098,837	A	*	3/1992	Beckmann et al.	435/6
5,149,639	A	*	9/1992	Katz et al.	435/76
5,189,042	A	*	2/1993	Goulet et al.	514/291
5,672,491	A	*	9/1997	Khosla et al.	435/148
5,712,146	A	*	1/1998	Khosla et al.	435/252.35
5,824,513	A	*	10/1998	Katz et al.	435/76
5,830,750	A	*	11/1998	Khosla et al.	435/252.35
5,843,718	A	*	12/1998	Khosla et al.	435/69.1
5,962,290	A	*	10/1999	Khosla et al.	435/183
5,968,921	A		10/1999	Gold	
6,022,731	A	*	2/2000	Khosla et al.	435/252.35
6,077,696	A	*	6/2000	Khosla et al.	435/135
6,150,513	A	*	11/2000	Wu	536/23.2
6,210,974	B1		4/2001	Gold	

#### FOREIGN PATENT DOCUMENTS

EP	0 184 162		6/1986
EP	0323042	A *	7/1989
EP	0356399	A *	2/1990
EP	0463690	A *	1/1992
WO	WO 93/13663	*	7/1993
WO	WO 95/08548	*	3/1995

WO	WO 96/40968	*	12/1996
WO	WO 97/02358	*	1/1997
WO	WO 98/27203	*	6/1998
WO	WO 98/49315	*	11/1998
WO	WO 00/2000	*	4/2000
WO	WO 00/20601	*	4/2000

#### OTHER PUBLICATIONS

Chen, TS et al (1992) 'Microbial Transformation of Immunosuppressive Compounds. II. Specific desmethylation of 13-methoxy group of FK 506 and FR 9500520 by *Actinomyces* sp. ATCC 53828,' J. Antibiot 45(4):577-580.\*

Dumont, FJ et al (1992). 'The Immunosuppressive and Toxic Effects of FK-506 Are Mechanically-Related: Pharmacology of a Novel Antagonist of FK-506 and Rapamycin,' J of Exp Medicine 179(3):751-760.\*

Fu et al, 1994, Biochemistry 33:9321-9326.\*

Iwasaki et al, (1993) Drug Metabolism and Disposition 21:971-977.\*

Iwasaki et al, (1995) Drug Metabolism and Disposition 23:28-34.\*

Kawai et al, (1993) FEBS Letters 316(2):107-113.\*

Kholsa C. (1997). 'Harnessing the Biosynthetic Potential of Modular Polyketide Synthases,' Chemical Reviews 97(7):2577-2590.\*

Motamedi et al, (1996) J. Bacteriol. 178:5243-5248.\*

Motamedi et al, (1997) Eur J Biochem 244:78-80.\*

Motamedi and Shafiee, (1998) Eur J Biochem 256:528.\*

Reynolds KA et al (1997) 'Rapamycin, FK506 and Ascomycin-related Compounds,' Drugs Pharm Sci 82:497-520.\*

Shafiee, A et al (1993) 'Enzymatic Synthesis and Immunosuppressive Activity of Novel Desmethylated Immonomycins (Ascomycins),' J Antibiot 46(9):1397-1405.\*

Stassi, DL et al (1998). 'Ethyl-substituted Erythromycin Derivatives Produced by Directed Metabolic Engineering,' Proc Natl Acad Sci USA 95 (13):7305-7309.\*

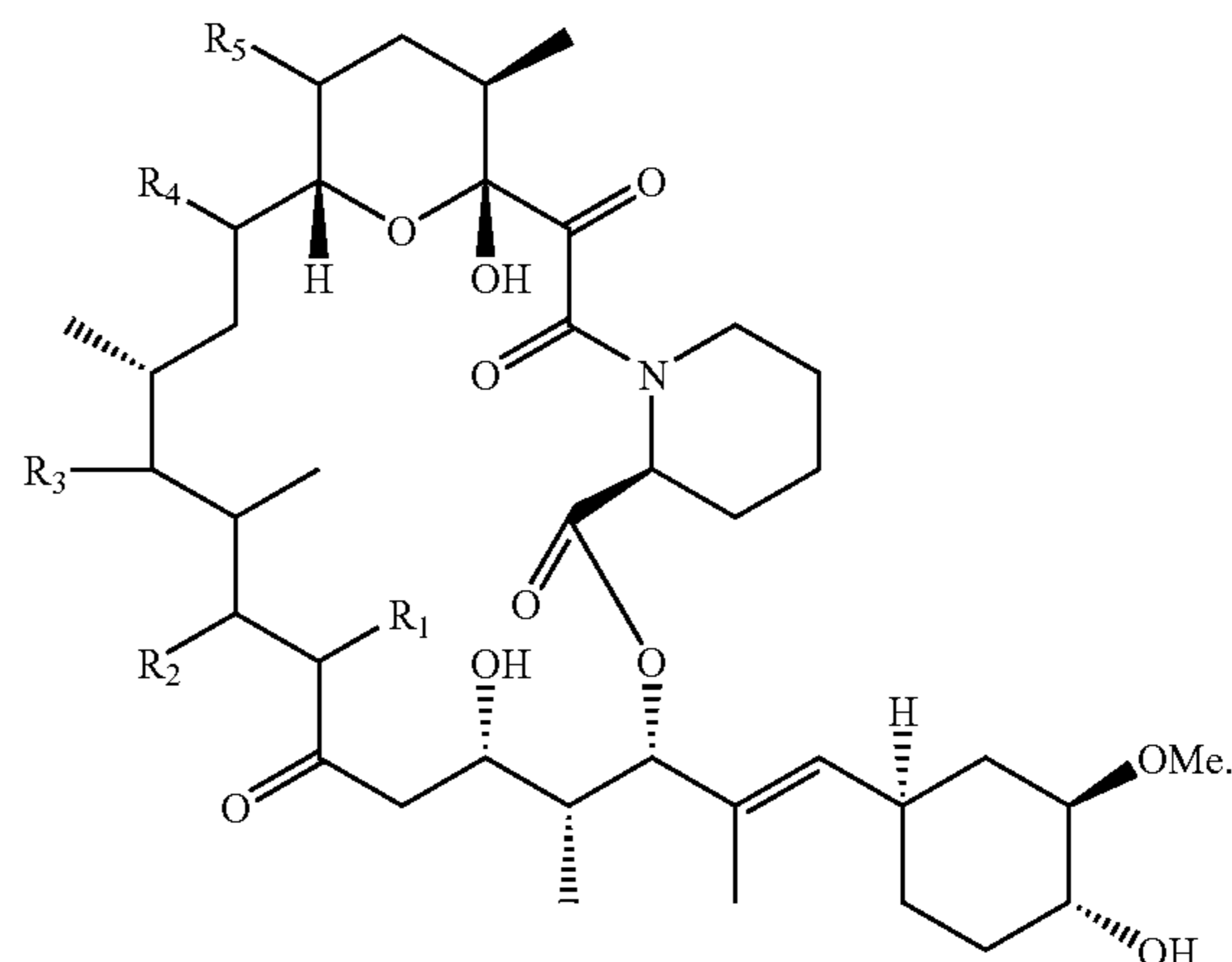
(Continued)

Primary Examiner—Amelia A. Owens

(74) Attorney, Agent, or Firm—Morrison & Foerster LLP

(57) **ABSTRACT**

Polyketide compounds of the formula but not including FK-506, FK-520, 18-hydroxy-FK520 and 18-hydroxy-FK-506.



46 Claims, 9 Drawing Sheets

## OTHER PUBLICATIONS

- Wu et al, (200) Gene 251:81–90.\*
- Iwasaki et al, (1995), Further metabolism of FK506 (tacrolimus); Identification and biological activities of the metabolites oxidized at multiple sites of FK506, Drug Metabolism & Disposition 23:28–34.\*
- Iwasaki et al, (1993), Isolation, identification and biological activities of oxidative metabolites of FK506, a potent immunosuppressive macrolide lactone, Drug Metabolism & Disposition 21:971–977.\*
- Kawai et al, Jan. 1993, Structure–activity profiles of macrolactam immunosuppressant FK–506 analogues, FEBS Letters 316(2):107–113.\*
- Motamedi et al, 1998, The biosynthetic gene cluster for the macrolactone ring of the immunosuppressant FK506, Eur J Biochem 256:528–534.\*
- Motamedi et al, 1997, Structural organization of a multi-functional polyketide synthase involved in the biosynthesis of the macrolide immunosuppressant FK506, Eur J Biochem 244:74–80.\*
- Motamedi et al, 1996, Characterization of methyltransferase and hydroxylase genes involved in the biosynthesis of the immunosuppressants FK506 and FK520, J Bacteriol 178:5243–5248.\*
- Caffrey et al, FEBS Letters (1992) 34:205.\*
- Fu et al, Biochemistry (1994) 33:9321–9326.\*
- McDaniel et al, Science (1993) 263:1546–1550.\*
- Rohr, Angew Chem Int Ed Engl. (1995) 34(8):881–888.\*
- Gold et al., Journal of Neuroscience (1995) 15:7509–7516.
- Gold et al., J. Pharm. Exp. Ther. (1999) 289(3):1202–1210.
- Harrison's Principles of Internal Medicine, 14th edition, McGraw Hill (1998) Ch. 14, 20, 21 and 64–67.
- Lyons et al., Proc. Natl. Acad. Sci. USA (1994) 91:3191–3195.
- Shiraga et al., Biochem. Pharmacol. (1994) 47:727–735.
- Steiner et al., Proc. Natl. Acad. Sci. USA (1997) 94:2019–2024.
- Vincent et al., Arch. Biochem. Biophys. (1992) 294:454–460.
- Wu et al., Gene (2000) 251:81–90.

\* cited by examiner

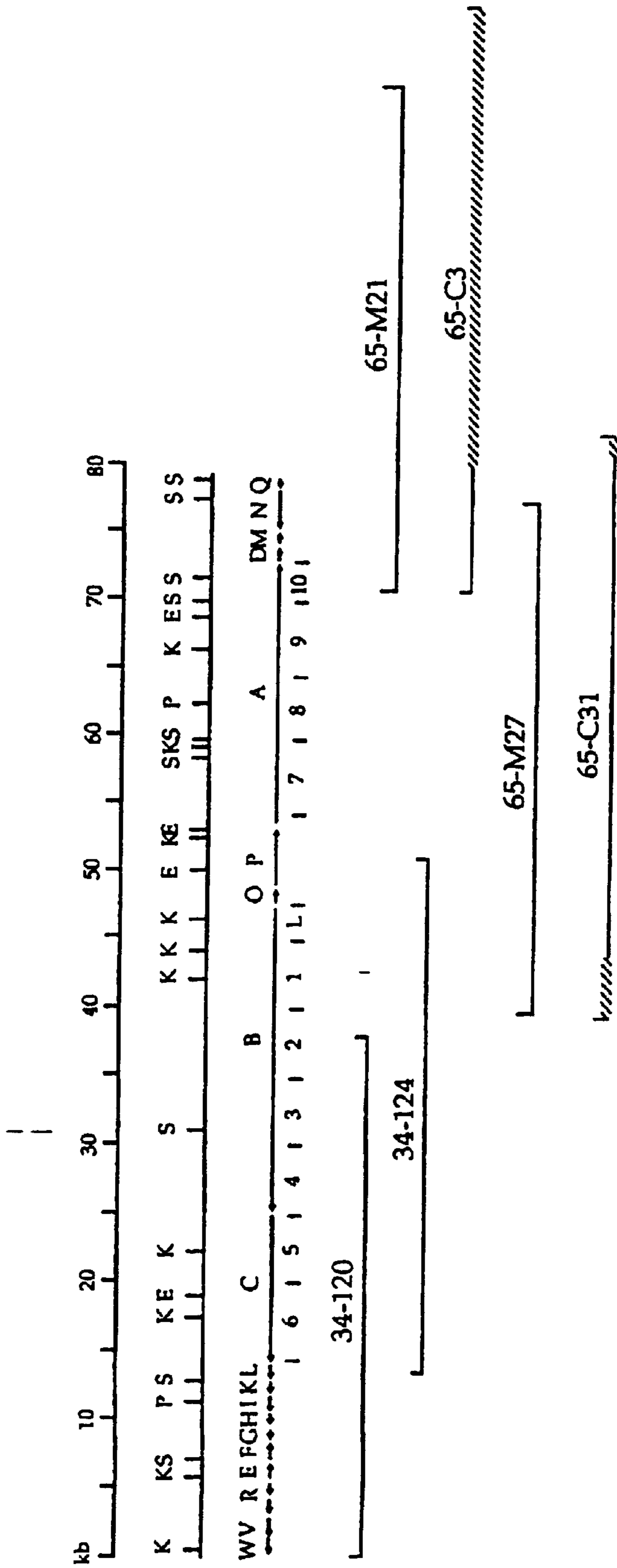


Figure 1

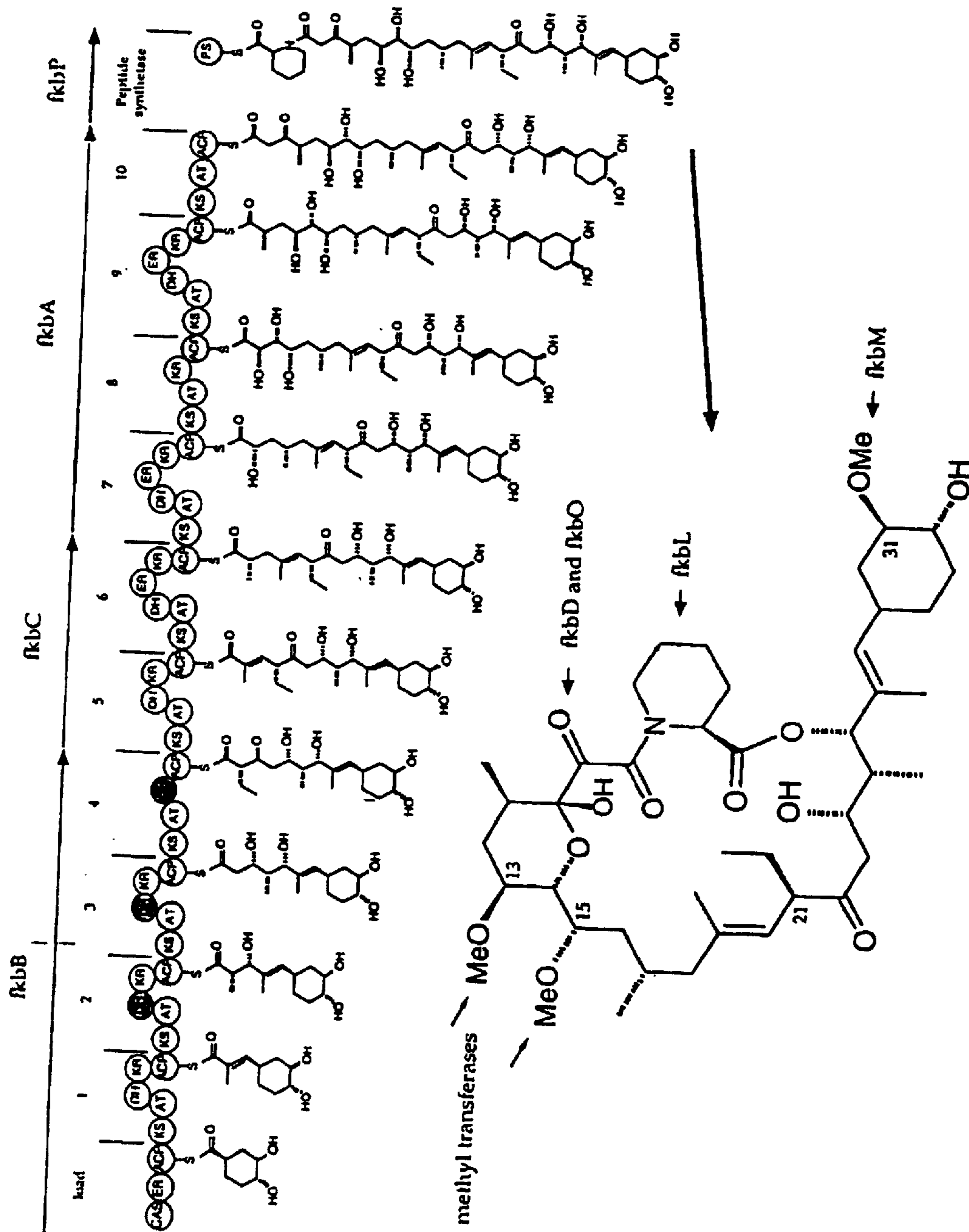


Figure 2




Figure 3

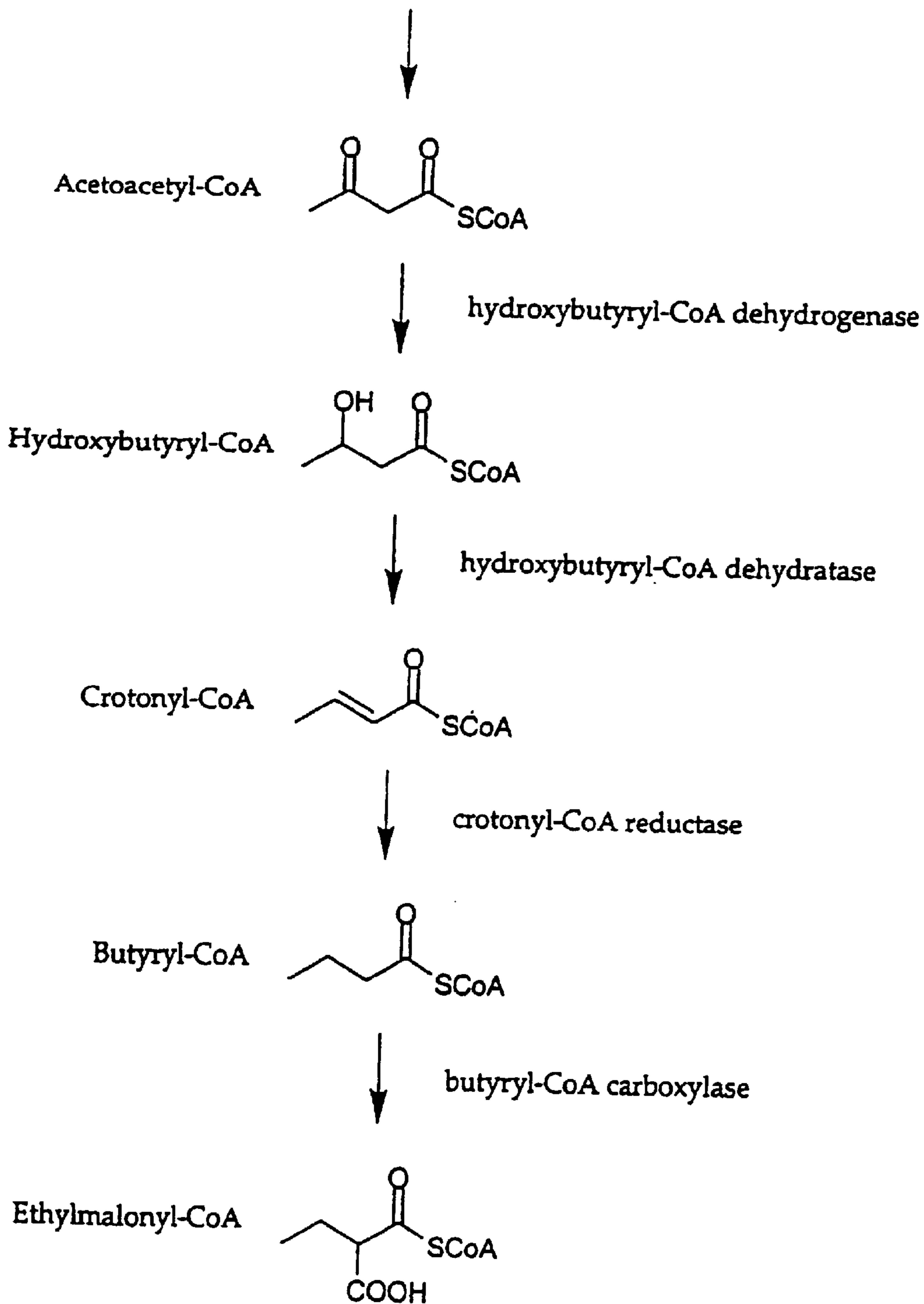


Figure 4

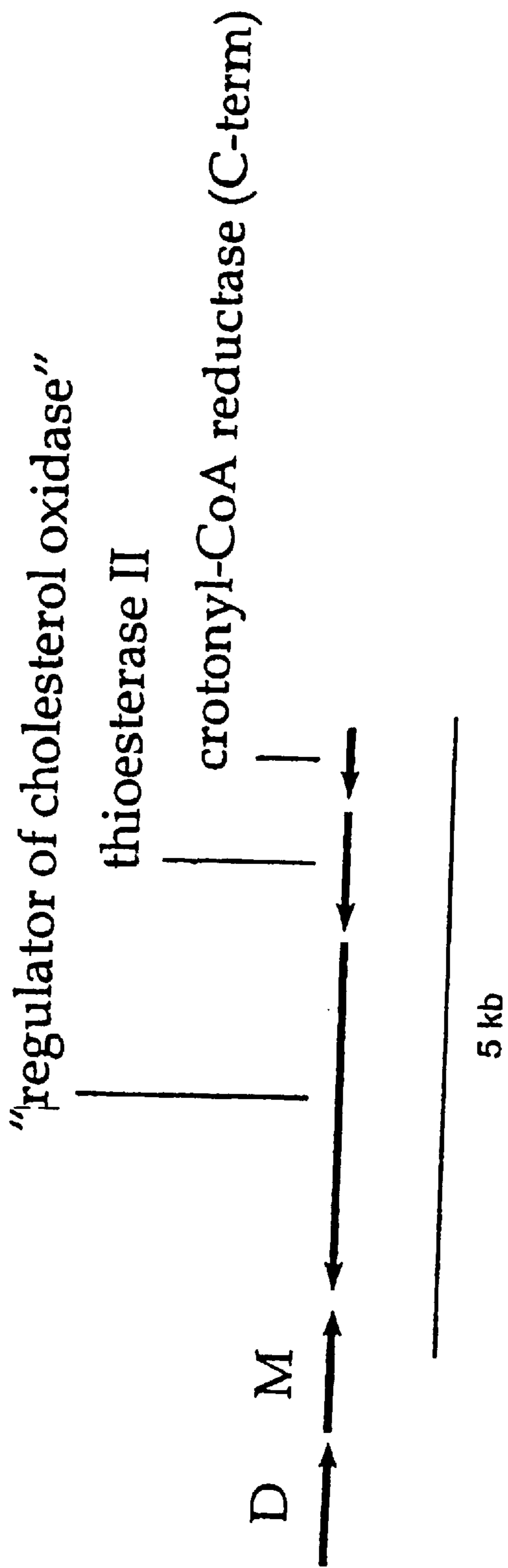


Figure 5

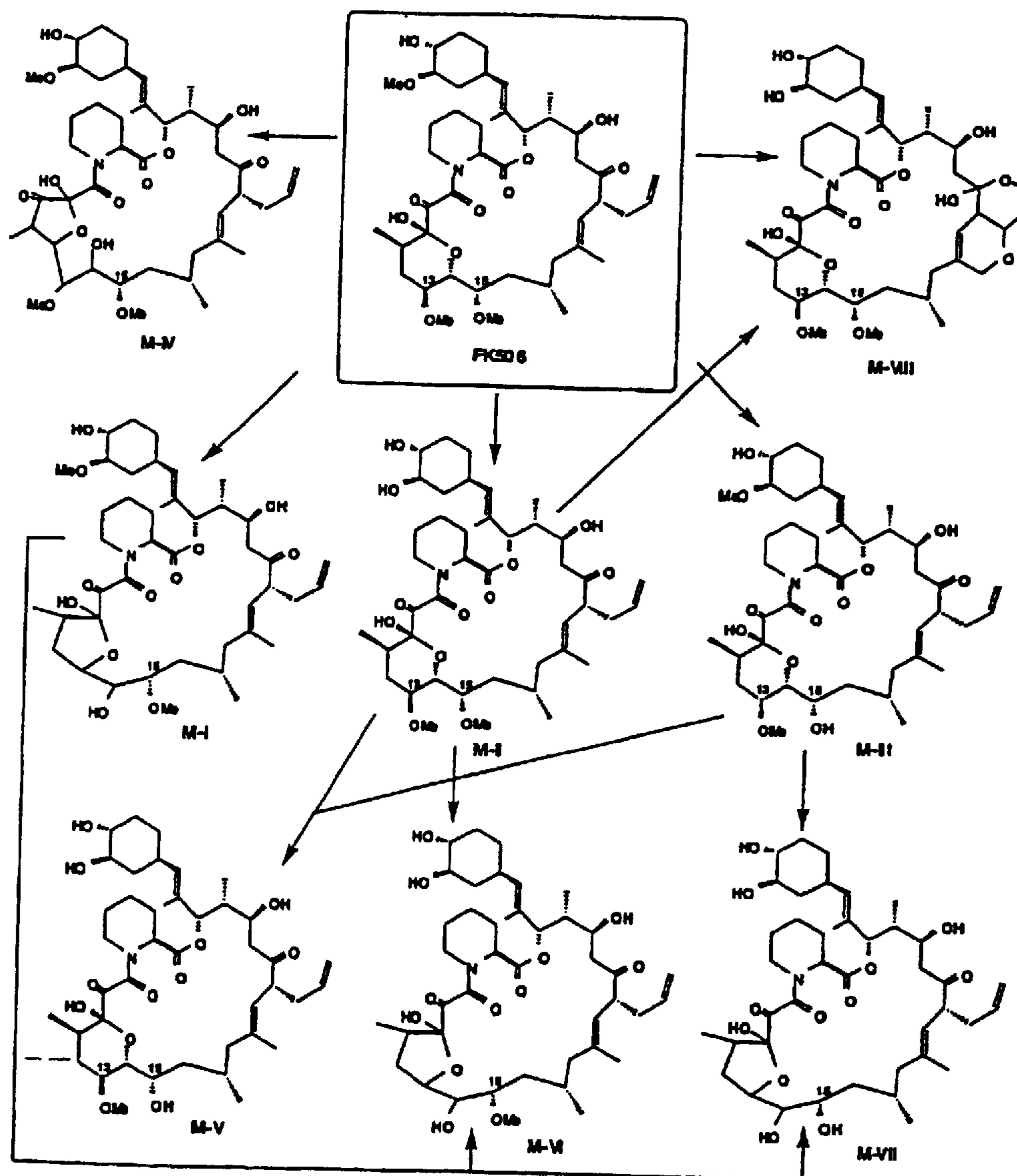


Figure 6



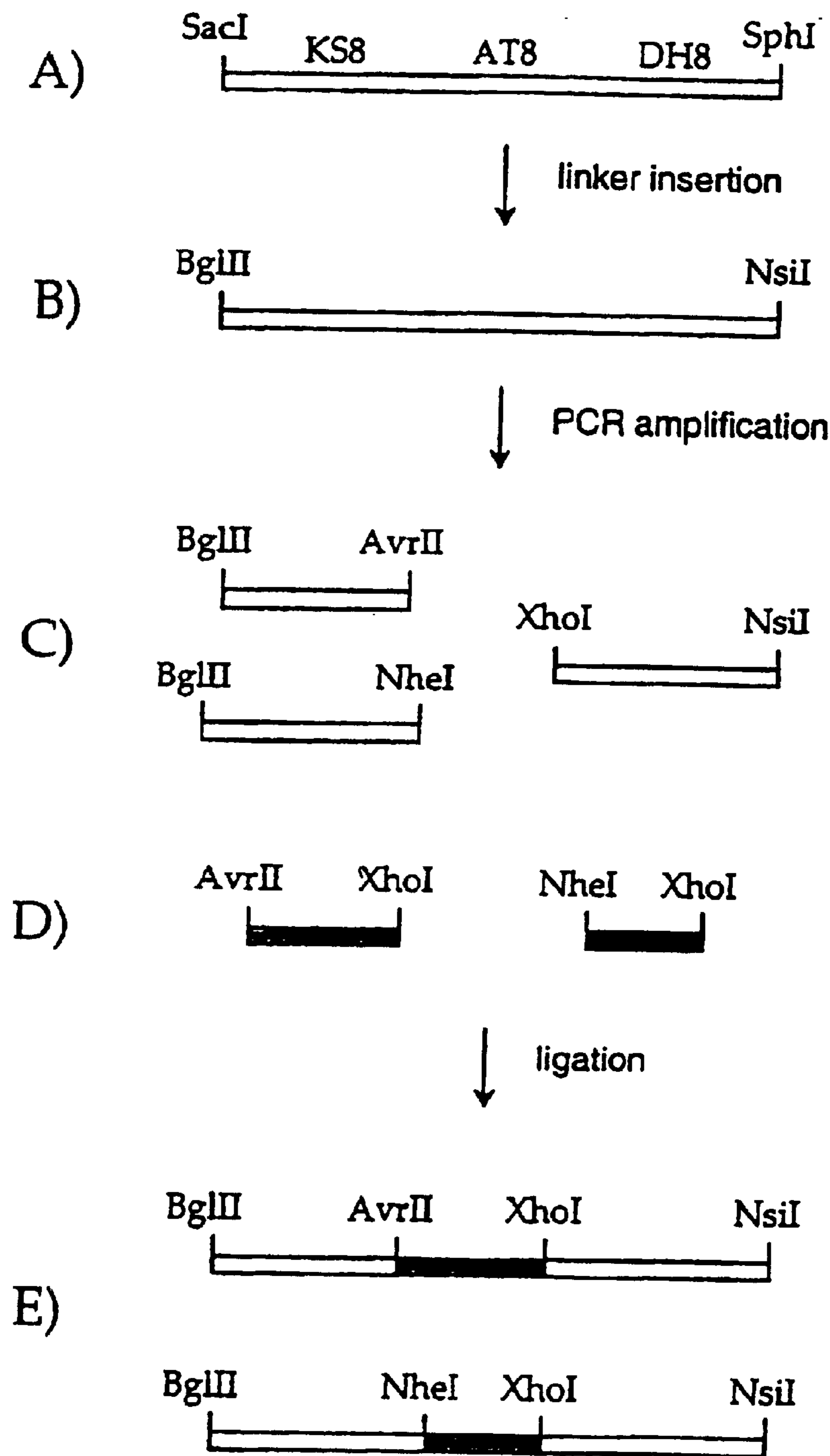


Figure 7

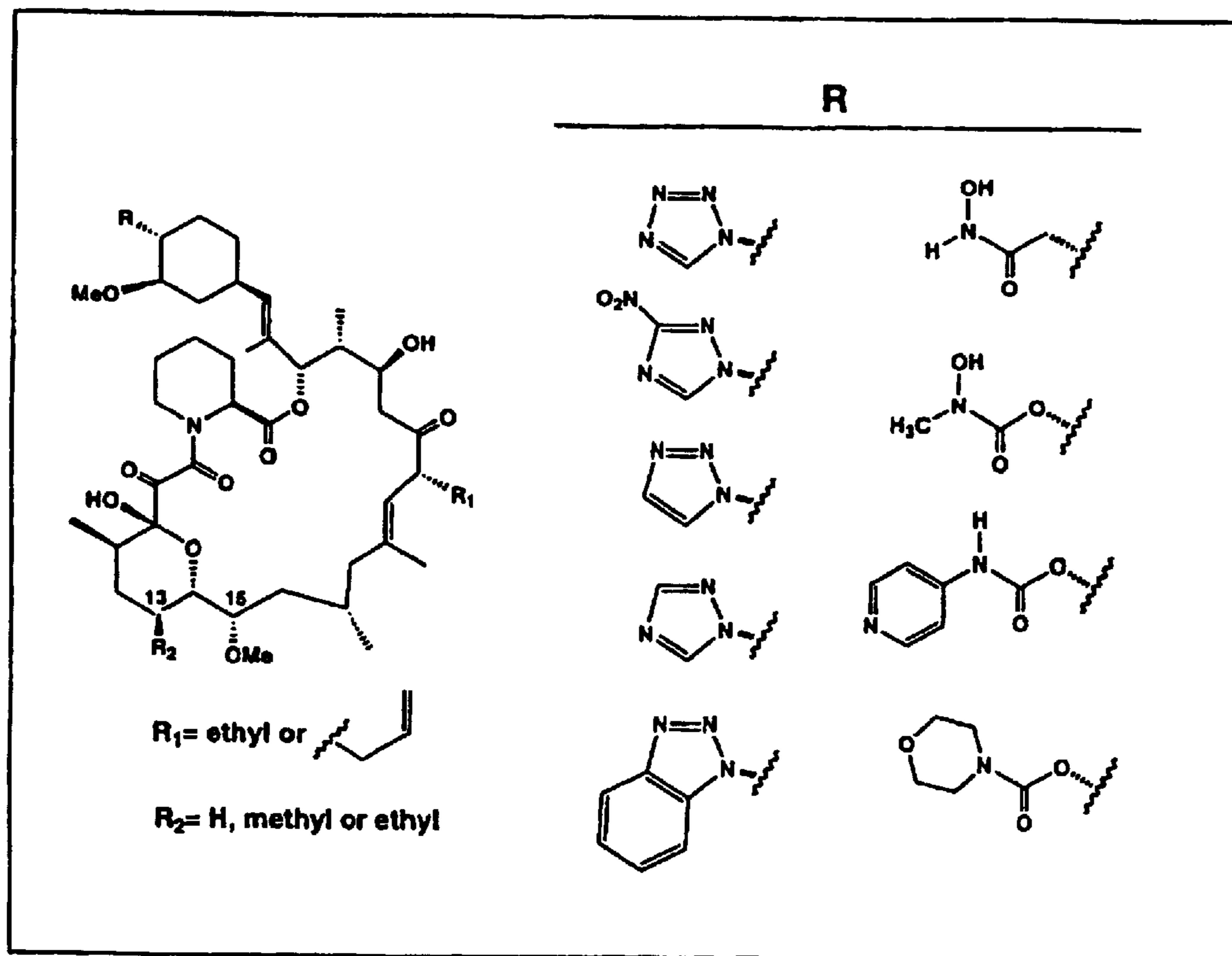


Figure 8  
Part A

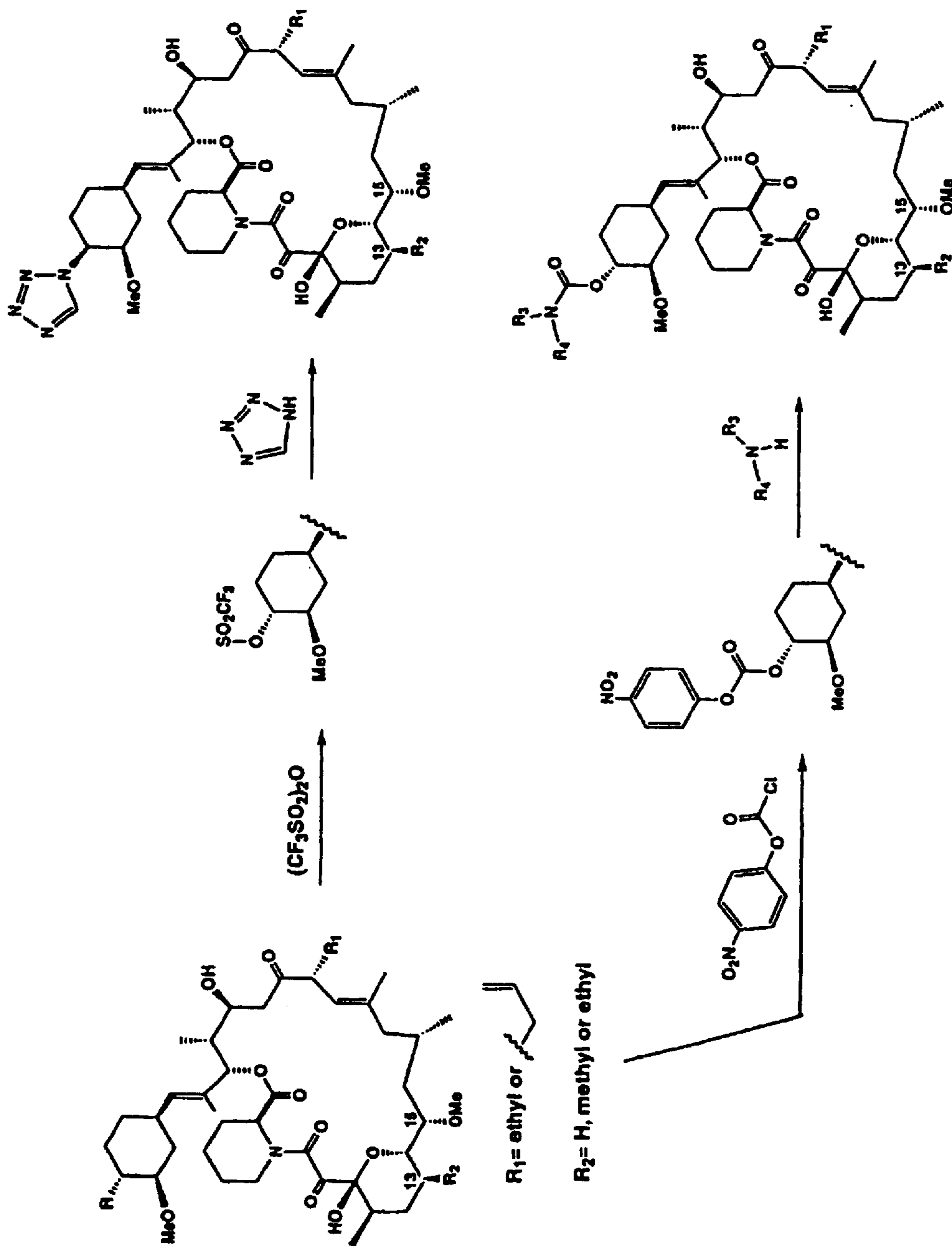


Figure 8  
Part B

**POLYKETIDE SYNTHASE ENZYMES AND  
RECOMBINANT DNA CONSTRUCTS  
THEREFOR**

**Matter enclosed in heavy brackets [ ] appears in the original patent but forms no part of this reissue specification; matter printed in italics indicates the additions made by reissue.**

CROSS-REFERENCE TO RELATED  
APPLICATIONS

The present application is a divisional application which claims priority to related U.S. patent application Ser. No. 60/102,748, filed Oct. 2, 1998; No. 60/139,650, filed Jun. 17, 1999; No. 60/123,810, filed Mar. 11, 1999, and Ser. No. 09/410,551, filed Oct. 10, 1999, now U.S. Pat. No. 6,503,737 and PCT/US99/22886, filed Oct. 10, 1999, each of which is incorporated herein by reference.

The present application claims priority to related U.S. patent application Ser. No. 60/102,748, filed Oct. 2, 1998; Ser. No. 60/139,650, filed Jun. 17, 1999; and Ser. No. 60/123,810, filed Mar. 11, 1999, each of which is incorporated herein by reference.

FIELD OF THE INVENTION

The present invention relates to polyketides and the polyketide synthase (PKS) enzymes that produce them. The invention also relates generally to genes encoding PKS enzymes and to recombinant host cells containing such genes and in which expression of such genes leads to the production of polyketides. The present invention also relates to compounds useful as medicaments having immunosuppressive and/or neurotrophic activity. Thus, the invention relates to the fields of chemistry, molecular biology, and agricultural, medical, and veterinary technology.

BACKGROUND OF THE INVENTION

Polyketides are a class of compounds synthesized from 2-carbon units through a series of condensations and subsequent modifications. Polyketides occur in many types of organisms, including fungi and mycelial bacteria, in particular, the actinomycetes. Polyketides are biologically active molecules with a wide variety of structures, and the class encompasses numerous compounds with diverse activities. Tetracycline, erythromycin, epothiline, FK-506, FK-520, narbomycin, picromycin, rapamycin, spinocyn, and tylosin are examples of polyketides. Given the difficulty in producing polyketide compounds by traditional chemical methodology, and the typically low production of polyketides in wild-type cells, there has been considerable interest in finding improved or alternate means to produce polyketide compounds.

This interest has resulted in the cloning, analysis, and manipulation by recombinant DNA technology of genes that encode PKS enzymes. The resulting technology allows one to manipulate a known PKS gene cluster either to produce the polyketide synthesized by that PKS at higher levels than occur in nature or in hosts that otherwise do not produce the polyketide. The technology also allows one to produce molecules that are structurally related to, but distinct from, the polyketides produced from known PKS gene clusters. See, e.g., PCT publication Nos. WO 93/13663; 95/08548; 96/40968; 97/02358; 98/27203; and 98/49315; U.S. Pat. Nos. 4,874,748; 5,063,155; 5,098,837; 5,149,639; 5,672,491; 5,712,146; 5,830,750; and 5,843,718; and Fu et al.,

1994, *Biochemistry* 33: 9321–9326; McDaniel et al., 1993, *Science* 262: 1546–1550; and Rohr, 1995, *Angew. Chem. Int. Ed. Engl.* 34(8): 881–888, each of which is incorporated herein by reference.

Polyketides are synthesized in nature by PKS enzymes. These enzymes, which are complexes of multiple large proteins, are similar to the synthases that catalyze condensation of 2-carbon units in the biosynthesis of fatty acids. PKSs catalyze the biosynthesis of polyketides through repeated, decarboxylative Claisen condensations between acylthioester building blocks. The building blocks used to form complex polyketides are typically acylthioesters, such as acetyl, butyryl, propionyl, malonyl, hydroxymalonyl, methylmalonyl, and ethylmalonyl CoA. Other building blocks include amino acid like acylthioesters. PKS enzymes that incorporate such building blocks include an activity that functions as an amino acid ligase (an AMP ligase) or as a non-ribosomal peptide synthetase (NRPS). Two major types of PKS enzymes are known; these differ in their composition and mode of synthesis of the polyketide synthesized. These two major types of PKS enzymes are commonly referred to as Type I or “modular” and Type II “iterative” PKS enzymes.

In the Type I or modular PKS enzyme group, a set of separate catalytic active sites (each active site is termed a “domain”, and a set thereof is termed a “module”) exists for each cycle of carbon chain elongation and modification in the polyketide synthesis pathway. The typical modular PKS is composed of several large polypeptides, which can be segregated from amino to carboxy termini into a loading module, multiple extender modules, and a releasing (or thioesterase) domain. The PKS enzyme known as 6-deoxyerythronolide B synthase (DEBS) is a Type I PKS. In DEBS, there is a loading module, six extender modules, and a thioesterase (TE) domain. The loading module, six extender modules, and TE of DEBS are present on three separate proteins (designated DEBS-1, DEBS-2, and DEBS-3, with two extender modules per protein). Each of the DEBS polypeptides is encoded by a separate open reading frame (ORF) or gene; these genes are known as *eryAI*, *eryAII*, and *eryAIII*. See Caffrey et al., 1992, *FEBS Letters* 304: 205, and U.S. Pat. No. 5,824,513, each of which is incorporated herein by reference.

Generally, the loading module is responsible for binding the first building block used to synthesize the polyketide and transferring it to the first extender module. The loading module of DEBS consists of an acyltransferase (AT) domain and an acyl carrier protein (ACP) domain. Another type of loading module utilizes an inactivated ketosynthase (KS) domain and AT and ACP domains. This inactivated KS is in some instances called  $KS^Q$ , where the superscript letter is the abbreviation for the amino acid, glutamine, that is present instead of the active site cysteine required for ketosynthase activity. In other PKS enzymes, including the FK-506 PKS, the loading module incorporates an unusual starter unit and is composed of a CoA ligase like activity domain. In any event, the loading module recognizes a particular acyl-CoA (usually acetyl or propionyl but sometimes butyryl or other acyl-CoA) and transfers it as a thiol ester to the ACP of the loading module.

The AT on each of the extender modules recognizes a particular extender-CoA (malonyl or alpha-substituted malonyl, i.e., methylmalonyl, ethylmalonyl, and 2-hydroxymalonyl) and transfers it to the ACP of that extender module to form a thioester. Each extender module is responsible for accepting a compound from a prior module, binding a building block, attaching the building

block to the compound from the prior module, optionally performing one or more additional functions, and transferring the resulting compound to the next module.

Each extender module of a modular PKS contains a KS, AT, ACP, and zero, one, two, or three domains that modify the beta-carbon of the growing polyketide chain. A typical (non-loading) minimal Type I PKS extender module is exemplified by extender module three of DEBS, which contains a KS domain, an AT domain, and an ACP domain. These three domains are sufficient to activate a 2-carbon extender unit and attach it to the growing polyketide molecule. The next extender module, in turn, is responsible for attaching the next building block and transferring the growing compound to the next extender module until synthesis is complete.

Once the PKS is primed with acyl- and malonyl-ACPs, the acyl group of the loading module is transferred to form a thiol ester (trans-esterification) at the KS of the first extender module; at this stage, extender module one possesses an acyl-KS and a malonyl (or substituted malonyl) ACP. The acyl group derived from the loading module is then covalently attached to the alpha-carbon of the malonyl group to form a carbon-carbon bond, driven by concomitant decarboxylation, and generating a new acyl-ACP that has a backbone two carbons longer than the loading building block (elongation or extension).

The polyketide chain, growing by two carbons each extender module, is sequentially passed as covalently bound thiol esters from extender module to extender module, in an assembly line-like process. The carbon chain produced by this process alone would possess a ketone at every other carbon atom, producing a polyketone, from which the name polyketide arises. Most commonly, however, additional enzymatic activities modify the beta keto group of each two carbon unit just after it has been added to the growing polyketide chain but before it is transferred to the next module.

Thus, in addition to the minimal module containing KS, AT, and ACP domains necessary to form the carbon-carbon bond, and as noted above, other domains that modify the beta-carbonyl moiety can be present. Thus, modules may contain a ketoreductase (KR) domain that reduces the keto group to an alcohol. Modules may also contain a KR domain plus a dehydratase (DH) domain that dehydrates the alcohol to a double bond. Modules may also contain a KR domain, a DH domain, and an enoylreductase (ER) domain that converts the double bond product to a saturated single bond using the beta carbon as a methylene function. An extender module can also contain other enzymatic activities, such as, for example, a methylase or dimethylase activity.

After traversing the final extender module, the polyketide encounters a releasing domain that cleaves the polyketide from the PKS and typically cyclizes the polyketide. For example, final synthesis of 6-dEB is regulated by a TE domain located at the end of extender module six. In the synthesis of 6-dEB, the TE domain catalyzes cyclization of the macrolide ring by formation of an ester linkage. In FK-506, FK-520, rapamycin, and similar polyketides, the TE activity is replaced by a RapP (for rapamycin) or RapP like activity that makes a linkage incorporating a pipercolate acid residue. The enzymatic activity that catalyzes this incorporation for the rapamycin enzyme is known as RapP, encoded by the RapP gene. The polyketide can be modified further by tailoring enzymes; these enzymes add carbohydrate groups or methyl groups, or make other modifications, i.e., oxidation or reduction, on the polyketide core molecule.

For example, 6-dEB is hydroxylated at C-6 and C-12 and glycosylated at C-3 and C-5 in the synthesis of erythromycin A.

In Type I PKS polypeptides, the order of catalytic domains is conserved. When all beta-keto processing domains are present in a module, the order of domains in that module from N-to-C-terminus is always KS, AT, DH, ER, KR, and ACP. Some or all of the beta-keto processing domains may be missing in particular modules, but the order of the domains present in a module remains the same. The order of domains within modules is believed to be important for proper folding of the PKS polypeptides into an active complex. Importantly, there is considerable flexibility in PKS enzymes, which allows for the genetic engineering of novel catalyst complexes. The engineering of these enzymes is achieved by modifying, adding, or deleting domains, or replacing them with those taken from other Type I PKS enzymes. It is also achieved by deleting, replacing, or adding entire modules with those taken from other sources. A genetically engineered PKS complex should of course have the ability to catalyze the synthesis of the product predicted from the genetic alterations made.

Alignments of the many available amino acid sequences for Type I PKS enzymes has approximately defined the boundaries of the various catalytic domains. Sequence alignments also have revealed linker regions between the catalytic domains and at the N- and C-termini of individual polypeptides. The sequences of these linker regions are less well conserved than are those for the catalytic domains, which is in part how linker regions are identified. Linker regions can be important for proper association between domains and between the individual polypeptides that comprise the PKS complex. One can thus view the linkers and domains together as creating a scaffold on which the domains and modules are positioned in the correct orientation to be active. This organization and positioning, if retained, permits PKS domains of different or identical substrate specificities to be substituted (usually at the DNA level) between PKS enzymes by various available methodologies. In selecting the boundaries of, for example, an AT replacement, one can thus make the replacement so as to retain the linkers of the recipient PKS or to replace them with the linkers of the donor PKS AT domain, or, preferably, make both constructs to ensure that the correct linker regions between the KS and AT domains have been included in at least one of the engineered enzymes. Thus, there is considerable flexibility in the design of new PKS enzymes with the result that known polyketides can be produced more effectively, and novel polyketides useful as pharmaceuticals or for other purposes can be made.

By appropriate application of recombinant DNA technology, a wide variety of polyketides can be prepared in a variety of different host cells provided one has access to nucleic acid compounds that encode PKS proteins and polyketide modification enzymes. The present invention helps meet the need for such nucleic acid compounds by providing recombinant vectors that encode the FK-520 PKS enzyme and various FK-520 modification enzymes. Moreover, while the FK-506 and FK-520 polyketides have many useful activities, there remains a need for compounds with similar useful activities but with better pharmacokinetic profile and metabolism and fewer side-effects. The present invention helps meet the need for such compounds as well.

#### SUMMARY OF THE INVENTION

In one embodiment, the present invention provides recombinant DNA vectors that encode all or part of the

5

FK-520 PKS enzyme. Illustrative vectors of the invention include cosmid pKOS034-120, pKOS034-124, pKOS065-C31, pKOS065-C3, pKOS065-M27, and pKOS065-M21. The invention also provides nucleic acid compounds that encode the various domains of the FK-520 PKS, i.e., the KS, AT, ACP, KR, DH, and ER domains. These compounds can be readily used, alone or in combination with nucleic acids encoding other FK-520 or non-FK-520 PKS domains, as intermediates in the construction of recombinant vectors that encode all or part of PKS enzymes that make novel polyketides.

The invention also provides isolated nucleic acids that encode all or part of one or more modules of the FK-520 PKS, each module comprising a ketosynthase activity, an acyl transferase activity, and an acyl carrier protein activity. The invention provides an isolated nucleic acid that encodes one or more open reading frames of FK-520 PKS genes, said open reading frames comprising coding sequences for a CoA ligase activity, an NRPS activity, or two or more extender modules. The invention also provides recombinant expression vectors containing these nucleic acids.

In another embodiment, the invention provides isolated nucleic acids that encode all or a part of a PKS that contains at least one module in which at least one of the domains in the module is a domain from a non-FK-520 PKS and at least one domain is from the FK-520 PKS. The non-FK-520 PKS domain or module originates from the rapamycin PKS, the FK-506 PKS, DEBS, or another PKS. The invention also provides recombinant expression vectors containing these nucleic acids.

In another embodiment, the invention provides a method of preparing a polyketide, said method comprising transforming a host cell with a recombinant DNA vector that encodes at least one module of a PKS, said module comprising at least one FK-520 PKS domain, and culturing said host cell under conditions such that said PKS is produced and catalyzes synthesis of said polyketide. In one aspect, the method is practiced with a *Streptomyces* host cell. In another aspect, the polyketide produced is FK-520. In another aspect, the polyketide produced is a polyketide related in structure to FK-520. In another aspect, the polyketide produced is a polyketide related in structure to FK-506 or rapamycin.

In another embodiment, the invention provides a set of genes in recombinant form sufficient for the synthesis of ethylmalonyl CoA in a heterologous host cell. These genes and the methods of the invention enable one to create recombinant host cells with the ability to produce polyketides or other compounds that require ethylmalonyl CoA for biosynthesis. The invention also provides recombinant nucleic acids that encode AT domains specific for ethylmalonyl CoA. Thus, the compounds of the invention can be used to produce polyketides requiring ethylmalonyl CoA in host cells that otherwise are unable to produce such polyketides.

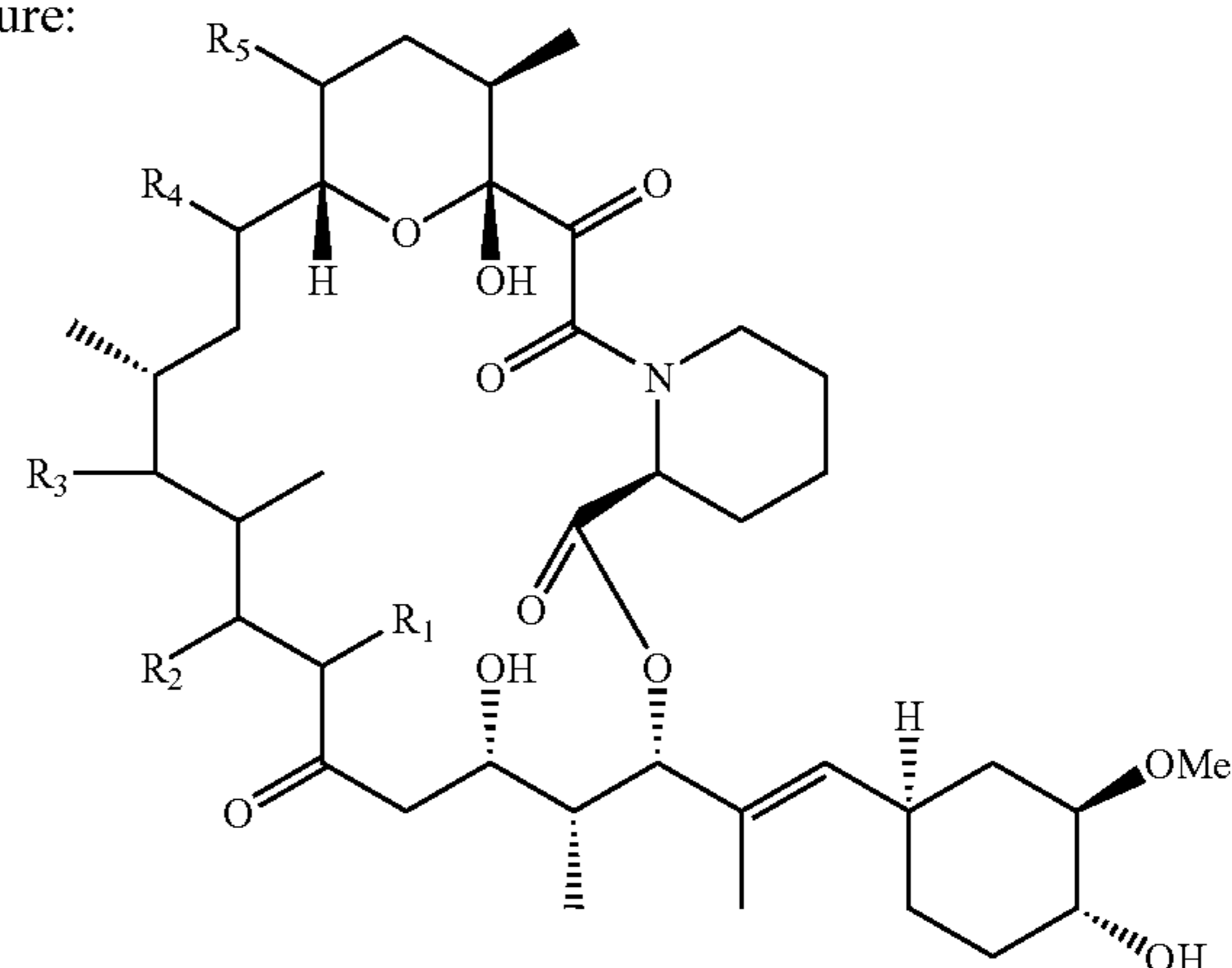
In another embodiment, the invention provides a set of genes in recombinant form sufficient for the synthesis of 2-hydroxymalonyl CoA and 2-methoxymalonyl CoA in a heterologous host cell. These genes and the methods of the invention enable one to create recombinant host cells with the ability to produce polyketides or other compounds that require 2-hydroxymalonyl CoA for biosynthesis. The inven-

6

tion also provides recombinant nucleic acids that encode AT domains specific for 2-hydroxymalonyl CoA and 2-methoxymalonyl CoA. Thus, the compounds of the invention can be used to produce polyketides requiring 2-hydroxymalonyl CoA or 2-methoxymalonyl CoA in host cells that are otherwise unable to produce such polyketides.

In another embodiment, the invention provides a compound related in structure to FK-520 or FK-506 that is useful in the treatment of a medical condition. These compounds include compounds in which the C-13 methoxy group is replaced by a moiety selected from the group consisting of hydrogen, methyl, and ethyl moieties. Such compounds are less susceptible to the main in vivo pathway of degradation for FK-520 and FK-506 and related compounds and thus exhibit an improved pharmacokinetic profile. The compounds of the invention also include compounds in which the C-15 methoxy group is replaced by a moiety selected from the group consisting of hydrogen, methyl, and ethyl moieties. The compounds of the invention also include the above compounds further modified by chemical methodology to produce derivatives such as, but not limited to, the C-18 hydroxyl derivatives, which have potent neurotrophin but not immunosuppression activities.

Thus, the invention provides polyketides having the structure:



wherein,  $R_1$  is hydrogen, methyl, ethyl, or allyl;  $R_2$  is hydrogen or hydroxyl, provided that when  $R_2$  is hydrogen, there is a double bond between C-20 and C-19;  $R_3$  is hydrogen or hydroxyl;  $R_4$  is methoxyl, hydrogen, methyl, or ethyl; and  $R_5$  is methoxyl, hydrogen, methyl, or ethyl; but not including FK-506, FK-520, 18-hydroxy-FK-520, and 18-hydroxy-FK-506. The invention provides these compounds in purified form and in pharmaceutical compositions.

In another embodiment, the invention provides a method for treating a medical condition by administering a pharmaceutically efficacious dose of a compound of the invention. The compounds of the invention may be administered to achieve immunosuppression or to stimulate nerve growth and regeneration.

These and other embodiments and aspects of the invention will be more fully understood after consideration of the attached Drawings and their brief description below, together with the detailed description, examples, and claims that follow.

#### BRIEF DESCRIPTION OF THE DRAWINGS

FIG. 1 shows a diagram of the FK-520 biosynthetic gene cluster. The top line provides a scale in kilobase pairs (kb).

7

The second line shows a restriction map with selected restriction enzyme recognition sequences indicated. K is KpnI; X is XhoI, S is SacI; P is PstI; and E is EcoRI. The third line indicates the position of FK-520 PKS and related genes. Genes are abbreviated with a one letter designation, i.e., C is fkbC. Immediately under the third line are numbered segments showing where the loading module (L) and ten different extender modules (numbered 1–10) are encoded on the various genes shown. At the bottom of the Figure, the DNA inserts of various cosmids of the invention (i.e., 34–124 is cosmid pKOS034-124) are shown in alignment with the FK-520 biosynthetic gene cluster.

FIG. 2 shows the loading module (load), the ten extender modules, and the peptide synthetase domain of the FK-520 PKS, together with, on the top line, the genes that encode the various domains and modules. Also shown are the various intermediates in FK-520 biosynthesis, as well as the structure of FK-520, with carbons 13, 15, 21, and 31 numbered. The various domains of each module and subdomains of the loading module are also shown. The darkened circles showing the DH domains in modules 2, 3, and 4 indicate that the dehydratase domain is not functional as a dehydratase; this domain may affect the stereochemistry at the corresponding position in the polyketide. The substituents on the FK-520 structure that result from the action of non-PKS enzymes are also indicated by arrows, together with the types of enzymes or the genes that code for the enzymes that mediate the action. Although the methyltransferase is shown acting at the C-13 and C-15 hydroxyl groups after release of the polyketide from the PKS, the methyltransferase may act on the 2-hydroxymalonyl substrate prior to or contemporaneously with its incorporation during polyketide synthesis.

FIG. 3 shows a close-up view of the left end of the FK-520 gene cluster, which contains at least ten additional genes. The ethyl side chain on carbon 21 of FK-520 (FIG. 2) is derived from an ethylmalonyl CoA extender unit that is incorporated by an ethylmalonyl specific AT domain in extender module 4 of the PKS. At least four of the genes in this region code for enzymes involved in ethylmalonyl biosynthesis. The polyhydroxybutyrate depolymerase is involved in maintaining hydroxybutyryl-CoA pools during FK-520 production. Polyhydroxybutyrate accumulates during vegetative growth and disappears during stationary phase in other *Streptomyces* (Ranade and Vining, 1993, *Can. J Microbiol.* 39:377). Open reading frames with unknown function are indicated with a question mark.

FIG. 4 shows a biosynthetic pathway for the biosynthesis of ethylmalonyl CoA from acetoacetyl CoA consistent with the function assigned to four of the genes in the FK-520 gene cluster shown in FIG. 3.

FIG. 5 shows a close-up view of the right-end of the FK-520 PKS gene cluster (and of the sequences on cosmid pKOS065-C31). The genes shown include fkbD, fkbM (a methyl transferase that methylates the hydroxyl group on C-31 of FK-520), fkbN (a homolog of a gene described as a regulator of cholesterol oxidase and that is believed to be a transcriptional activator), fkbQ (a type II thioesterase, which can increase polyketide production levels), and fkbS (a crotonyl-CoA reductase involved in the biosynthesis of ethylmalonyl CoA).

FIG. 6 shows the proposed degradative pathway for tacrolimus (FK-506) metabolism.

8

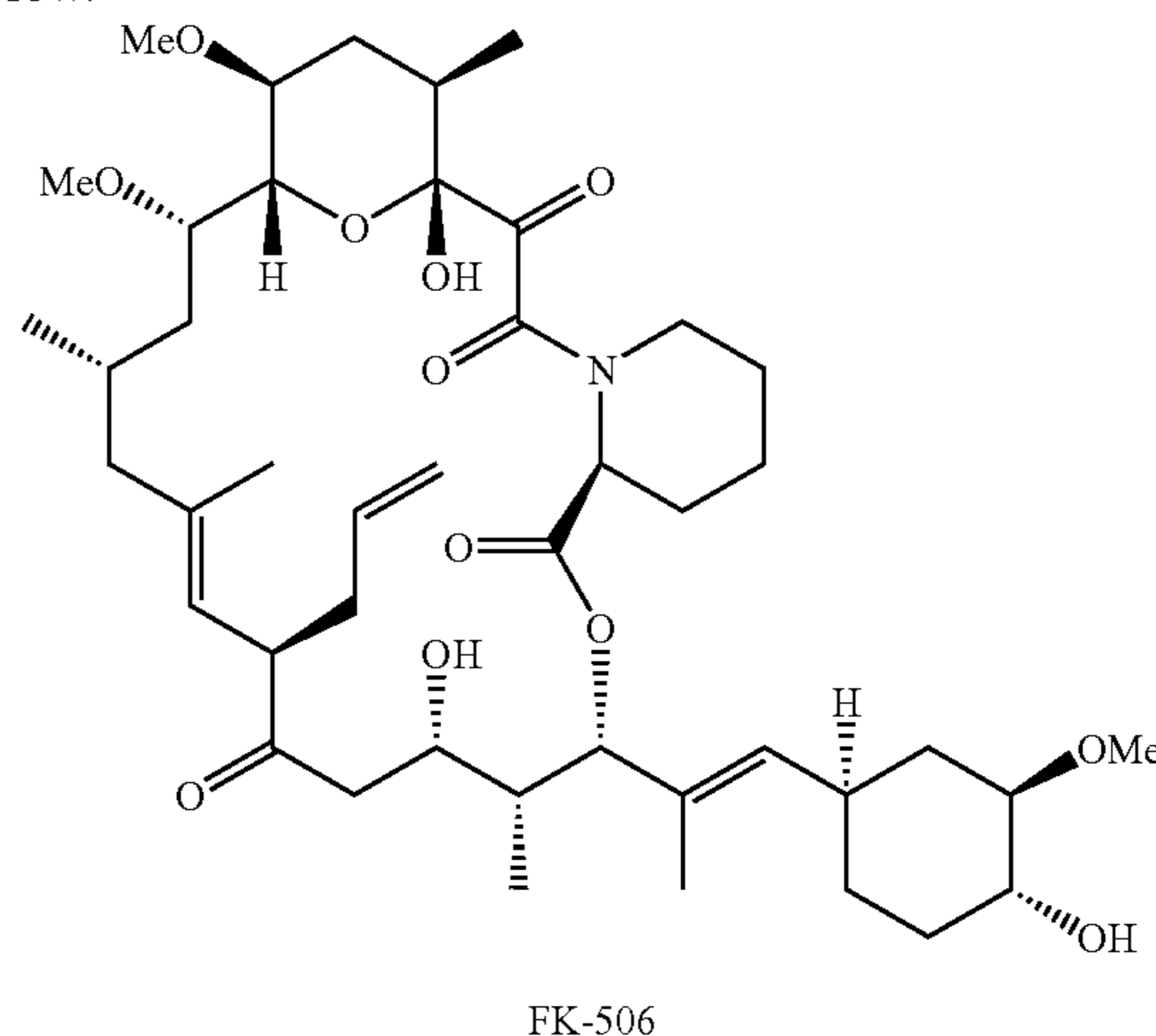
FIG. 7 shows a schematic process for the construction of recombinant PKS genes of the invention that encode PKS enzymes that produce 13-desmethoxy FK-506 and FK-520 polyketides of the invention, as described in Example 4, below.

FIG. 8, in Parts A and B, shows certain compounds of the invention preferred for dermal application in Part A and a synthetic route for making those compounds in Part B.

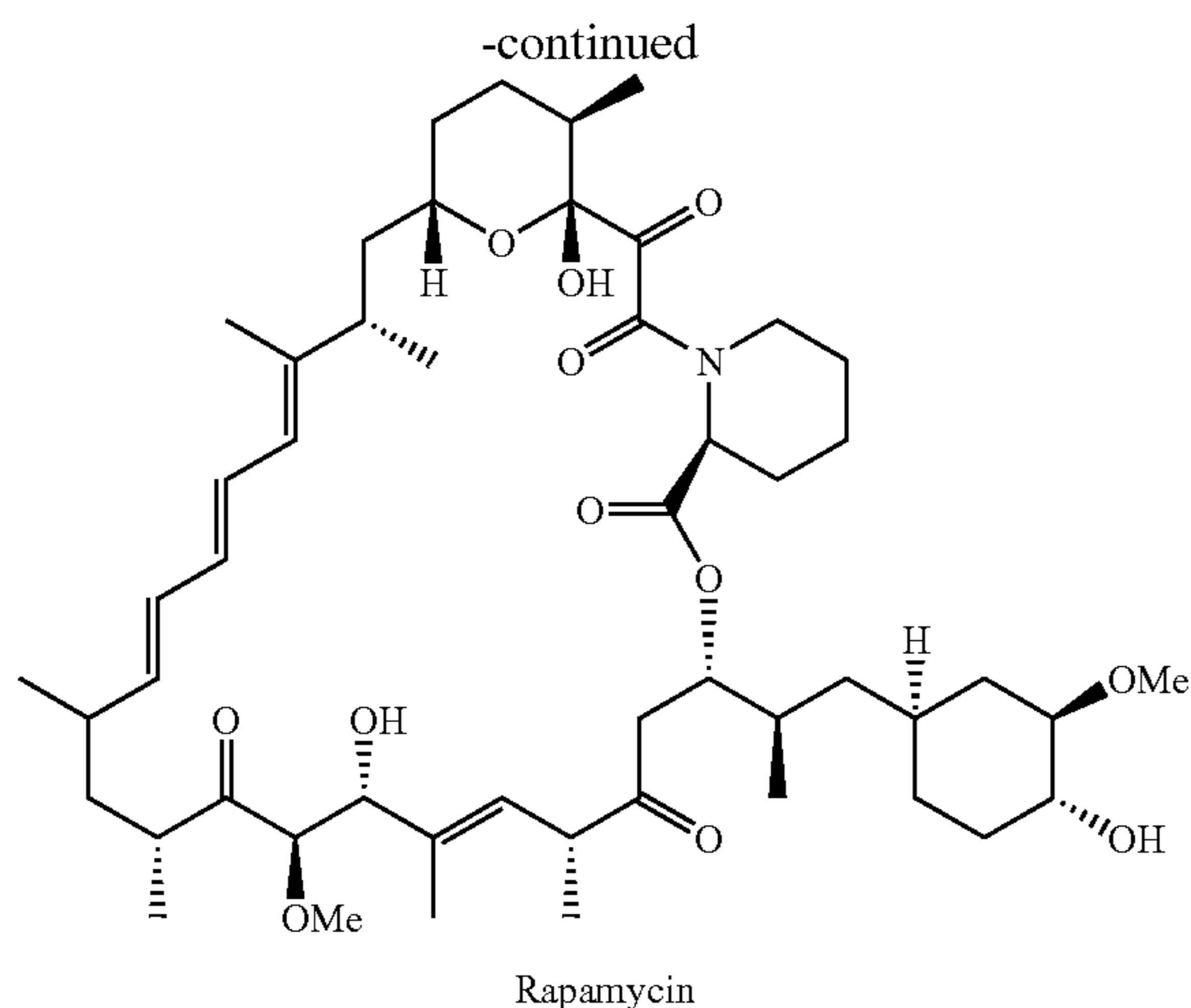
#### DETAILED DESCRIPTION OF THE INVENTION

Given the valuable pharmaceutical properties of polyketides, there is a need for methods and reagents for producing large quantities of polyketides, as well as for producing related compounds not found in nature. The present invention provides such methods and reagents, with particular application to methods and reagents for producing the polyketides known as FK-520, also known as ascomycin or L-683,590 (see Holt et al., 1993, *JACS* 115:9925), and FK-506, also known as tacrolimus. Tacrolimus is a macrolide immunosuppressant used to prevent or treat rejection of transplanted heart, kidney, liver, lung, pancreas, and small bowel allografts. The drug is also useful for the prevention and treatment of graft-versus-host disease in patients receiving bone marrow transplants, and for the treatment of severe, refractory uveitis. There have been additional reports of the unapproved use of tacrolimus for other conditions, including alopecia universalis, autoimmune chronic active hepatitis, inflammatory bowel disease, multiple sclerosis, primary biliary cirrhosis, and scleroderma. The invention provides methods and reagents for making novel polyketides related in structure to FK-520 and FK-506, and structurally related polyketides such as rapamycin.

The FK-506 and rapamycin polyketides are potent immunosuppressants, with chemical structures shown below.

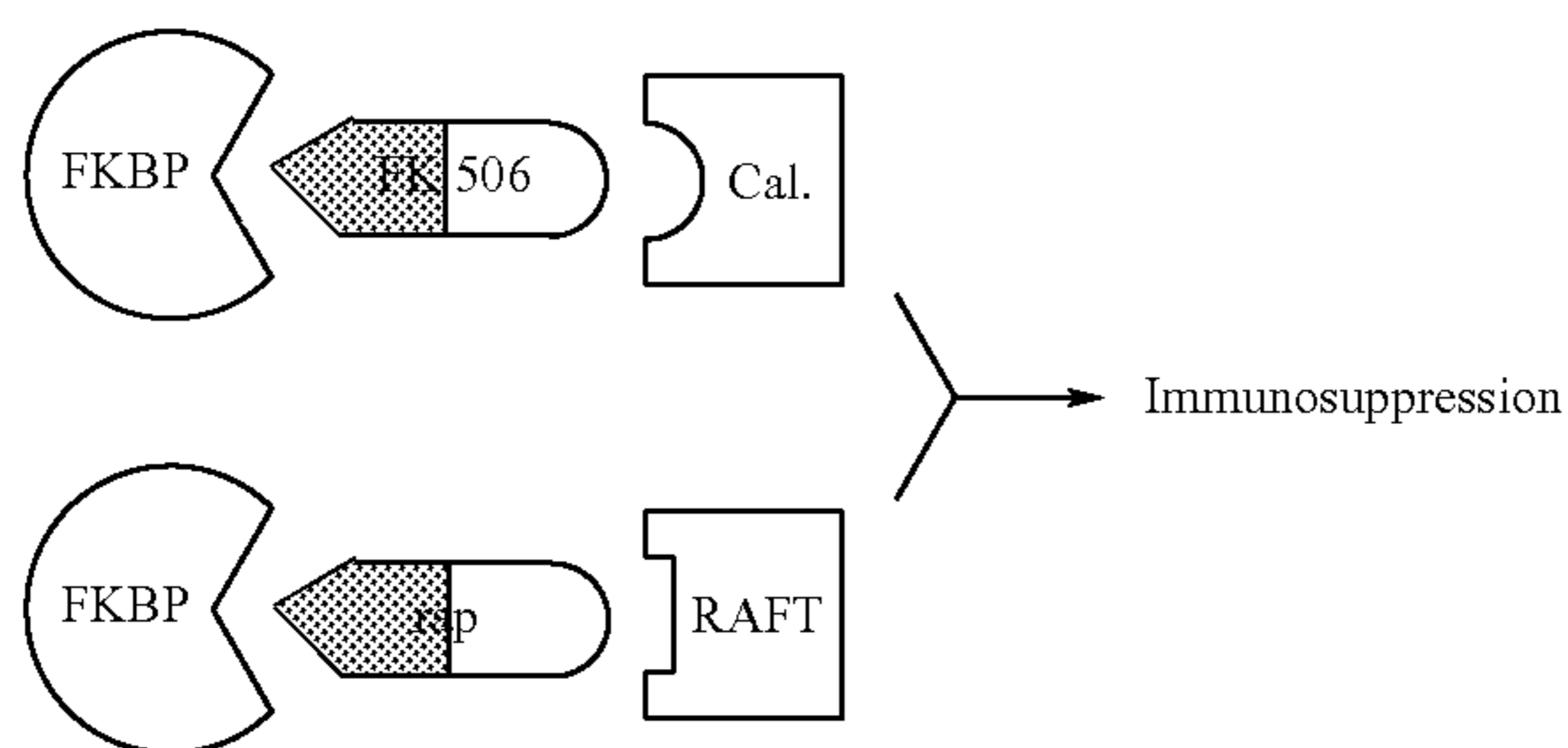


9



FK-520 differs from FK-506 in that it lacks the allyl group at C-21 of FK-506, having instead an ethyl group at that position, and has similar activity to FK-506, albeit reduced immunosuppressive activity.

These compounds act through initial formation of an intermediate complex with protein "immunophilins" known as FKBP (FK-506 binding proteins), including FKBP-12. Immunophilins are a class of cytosolic proteins that form complexes with molecules such as FK-506, FK-520, and rapamycin that in turn serve as ligands for other cellular targets involved in signal transduction. Binding of FK-506, FK-520, and rapamycin to FKBP occurs through the structurally similar segments of the polyketide molecules, known as the "FKBP-binding domain" (as generally but not precisely indicated by the stippled regions in the structures above). The FK-506-FKBP complex then binds calcineurin, while the rapamycin-FKBP complex binds to a protein known as RAFT-1. Binding of the FKBP-polyketide complex to these second proteins occurs through the dissimilar regions of the drugs known as the "effector" domains.



The three component FKBP-polyketide-effector complex is required for signal transduction and subsequent immunosuppressive activity of FK-506, FK-520, and rapamycin. Modifications in the effector domains of FK-506, FK-520, and rapamycin that destroy binding to the effector proteins (calcineurin or RAFT) lead to loss of immunosuppressive activity, even though FKBP binding is unaffected. Further, such analogs antagonize the immunosuppressive effects of the parent polyketides, because they compete for FKBP. Such non-immunosuppressive analogs also show reduced toxicity (see Dumont et al., 1992, *Journal of Experimental Medicine* 176, 751-760), indicating that much of the toxicity of these drugs is not linked to FKBP binding.

In addition to immunosuppressive activity, FK-520, FK-506, and rapamycin have neurotrophic activity. In the

10

central nervous system and in peripheral nerves, immunophilins are referred to as "neuroimmunophilins". The neuroimmunophilin FKBP is markedly enriched in the central nervous system and in peripheral nerves. Molecules that bind to the neuroimmunophilin FKBP, such as FK-506 and FK-520, have the remarkable effect of stimulating nerve growth. In vitro, they act as neurotrophins, i.e., they promote neurite outgrowth in NGF-treated PC12 cells and in sensory neuronal cultures, and in intact animals, they promote regrowth of damaged facial and sciatic nerves, and repair lesioned serotonin and dopamine neurons in the brain. See Gold et al. June 1999, *J. Pharm. Exp. Ther.* 289(3): 1202-1210; Lyons et al., 1994, *Proc. National Academy of Science* 91: 3191-3195; Gold et al., 1995, *Journal of Neuroscience* 15: 7509-7516; and Steiner et al., 1997, *Proc. National Academy of Science* 94: 2019-2024. Further, the restored central and peripheral neurons appear to be functional.

Compared to protein neurotrophic molecules (BDNF, NGF, etc.), the small-molecule neurotrophins such as FK-506, FK-520, and rapamycin have different, and often advantageous, properties. First, whereas protein neurotrophins are difficult to deliver to their intended site of action and may require intra-cranial injection, the small-molecule neurotrophins display excellent bioavailability; they are active when administered subcutaneously and orally. Second, whereas protein neurotrophins show quite specific effects, the small-molecule neurotrophins show rather broad effects. Finally, whereas protein neurotrophins often show effects on normal sensory nerves, the small-molecule neurotrophins do not induce aberrant sprouting of normal neuronal processes and seem to affect damaged nerves specifically. Neuroimmunophilin ligands have potential therapeutic utility in a variety of disorders involving nerve degeneration (e.g. multiple sclerosis, Parkinson's disease, Alzheimer's disease, stroke, traumatic spinal cord and brain injury, peripheral neuropathies).

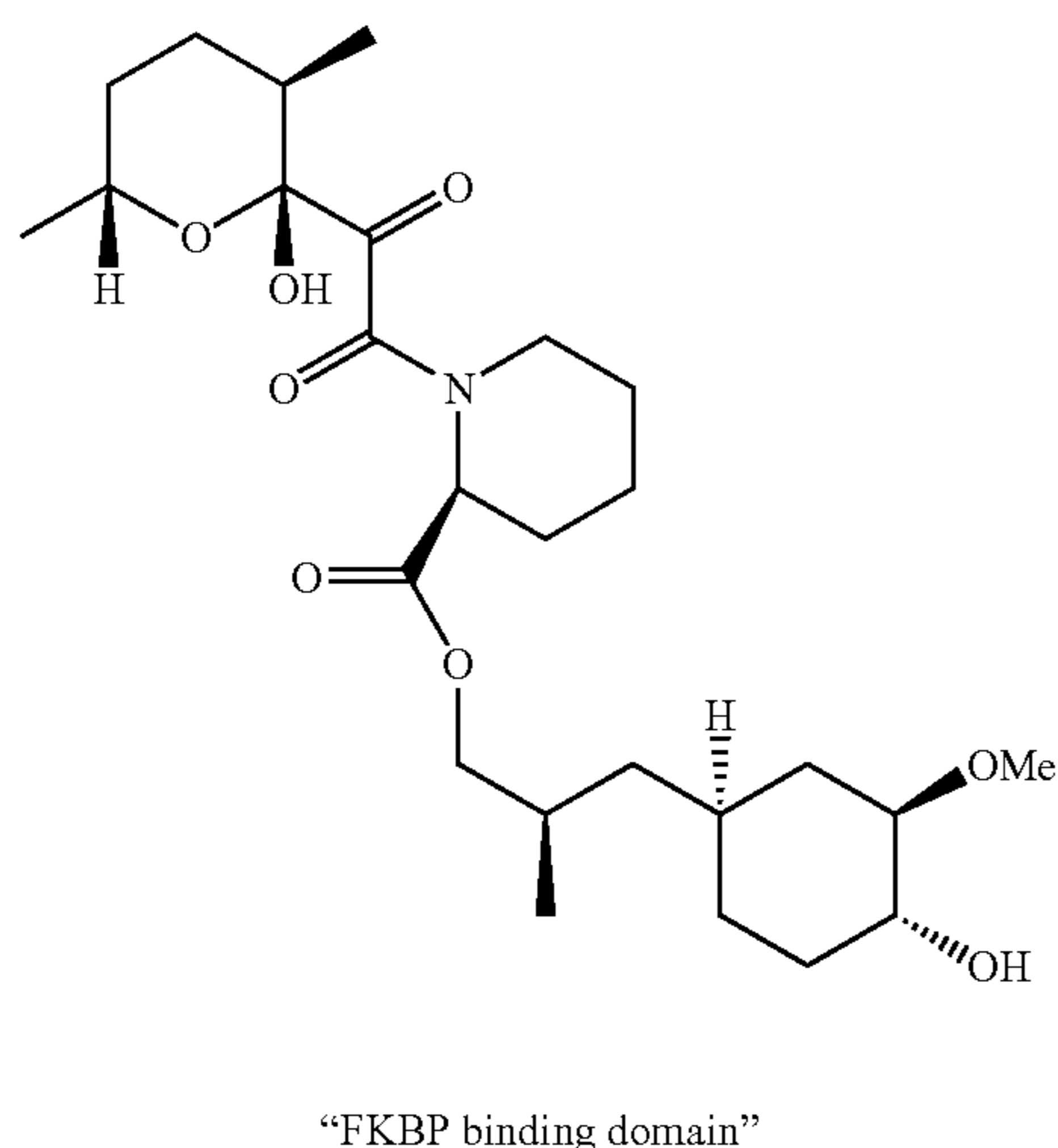
Recent studies have shown that the immunosuppressive and neurite outgrowth activity of FK-506, FK-520, and rapamycin can be separated; the neuroregenerative activity in the absence of immunosuppressive activity is retained by agents which bind to FKBP but not to the effector proteins calcineurin or RAFT. See Steiner et al., 1997, *Nature Medicine* 3: 421-428.



Available structure-activity data show that the important features for neurotrophic activity of rapamycin, FK-520, and FK-506 lie within the common, contiguous segments of the macrolide ring that bind to FKBP. This portion of the molecule is termed the "FKBP binding domain" (see VanDuyne et al., 1993, *Journal of Molecular Biology* 229: 105-124.). Nevertheless, the effector domains of the parent macrolides contribute to conformational rigidity of the binding domain and thus indirectly contribute to FKBP binding.

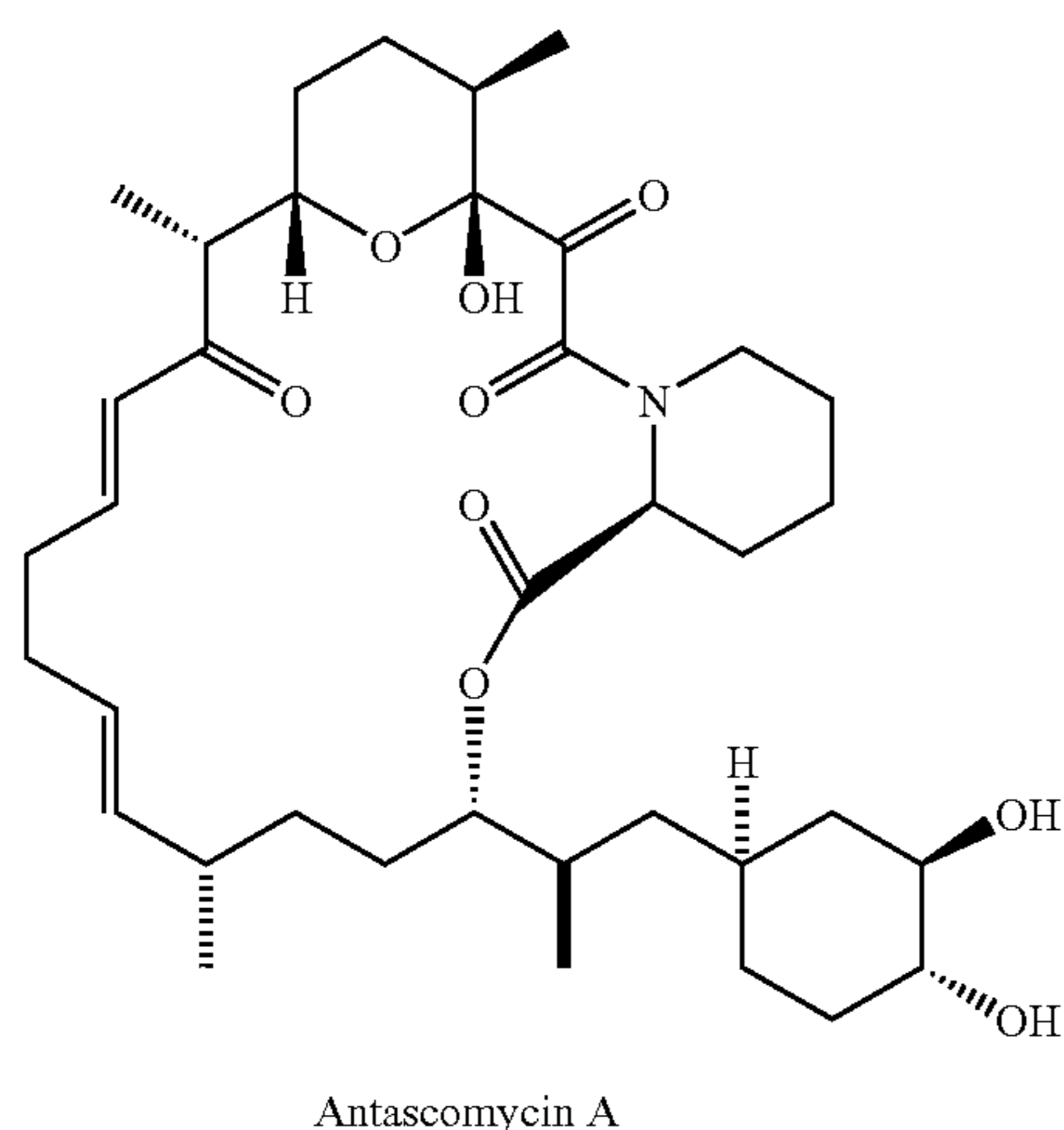


11



There are a number of other reported analogs of FK-506, FK-520, and rapamycin that bind to FKBP but not the effector protein calcineurin or RAFT. These analogs show effects on nerve regeneration without immunosuppressive effects.

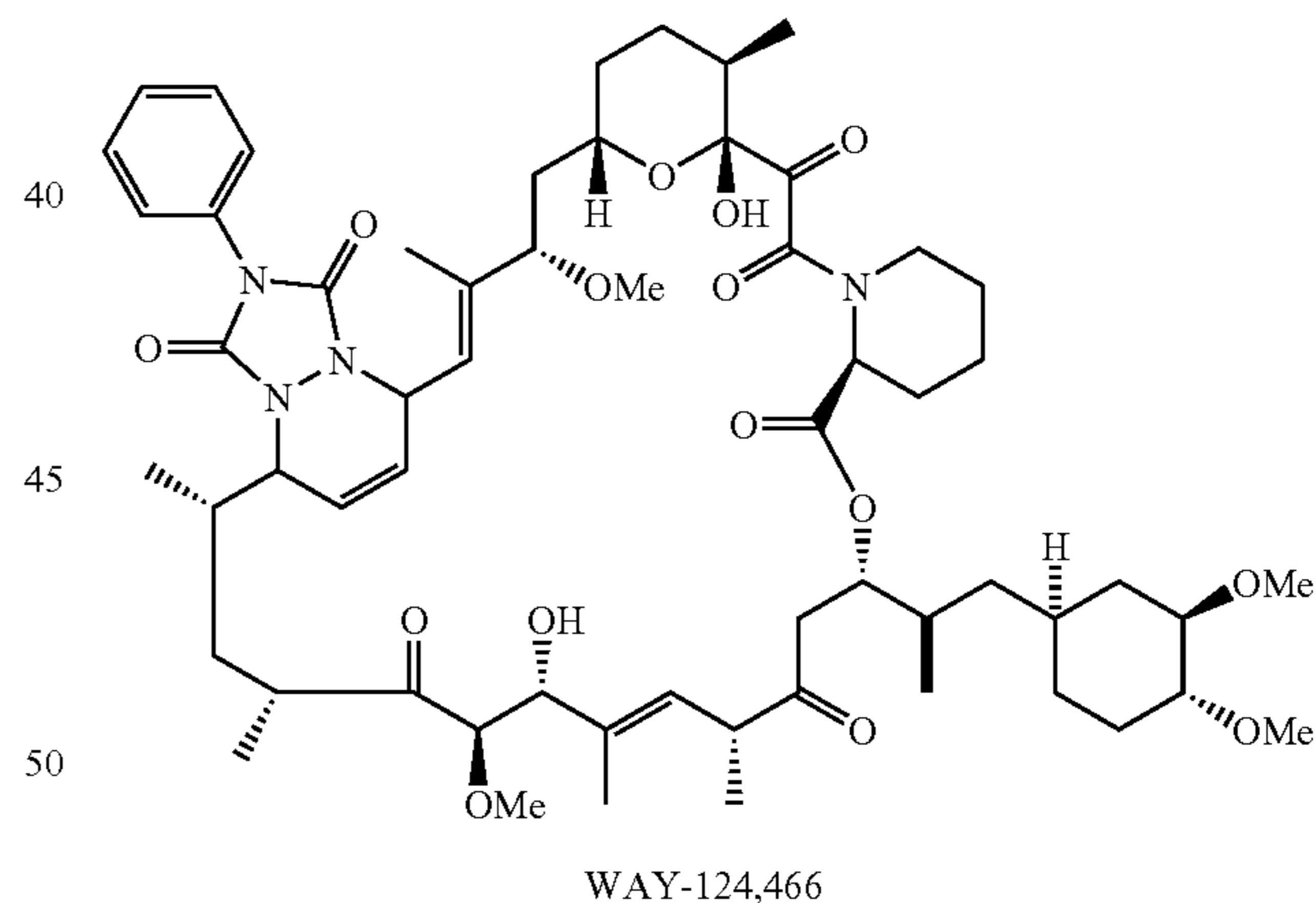
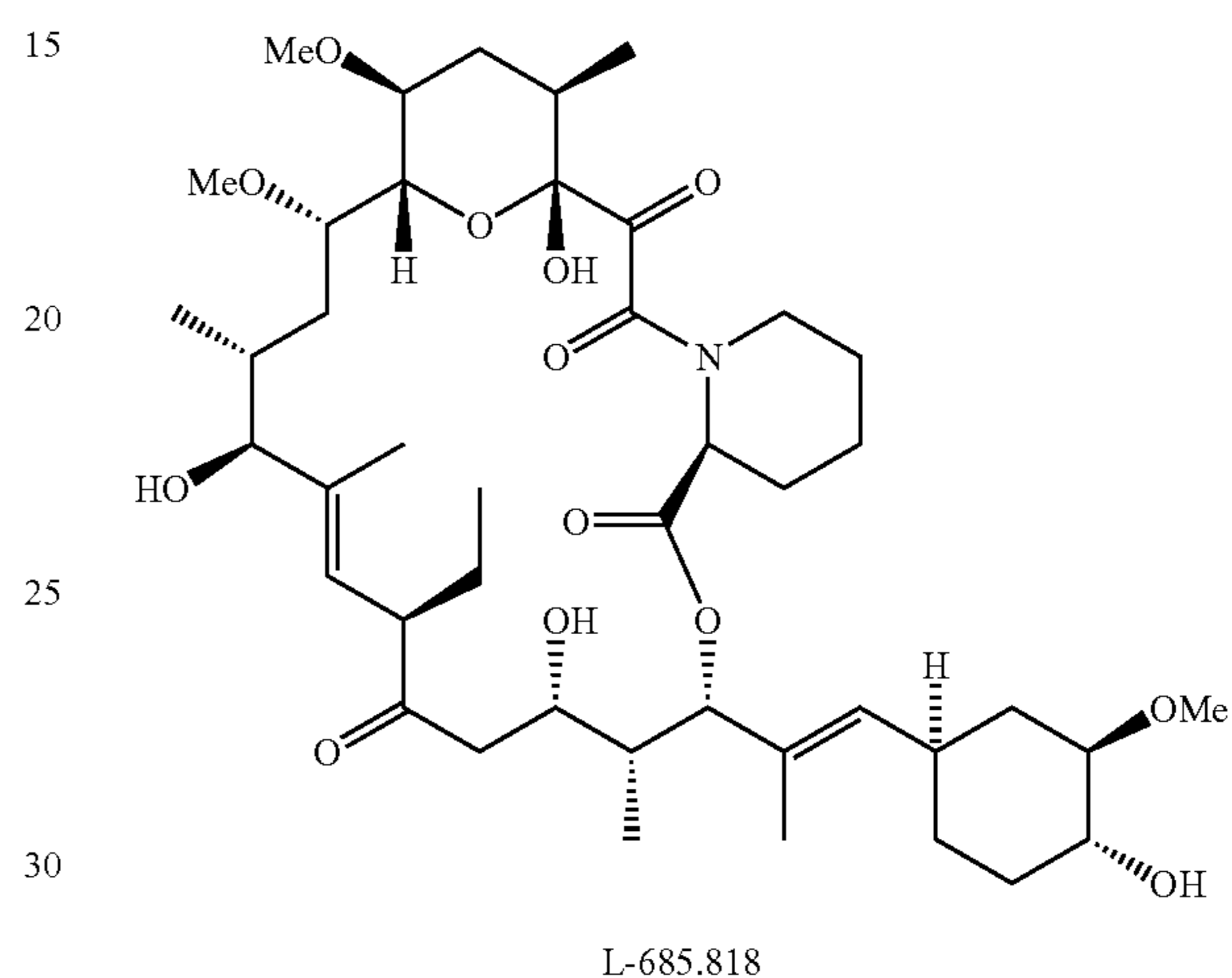
Naturally occurring FK-520 and FK-506 analogs include the antascomycins, which are FK-506-like macrolides that lack the functional groups of FK-506 that bind to calcineurin (see Fehr et al., 1996, *The Journal of Antibiotics* 49: 230–233). These molecules bind FKBP as effectively as does FK-506; they antagonize the effects of both FK-506 and rapamycin, yet lack immunosuppressive activity.



Other analogs can be produced by chemically modifying FK-506, FK-520, or rapamycin. One approach to obtaining neuroimmunophilin ligands is to destroy the effector binding region of FK-506, FK-520, or rapamycin by chemical modi-

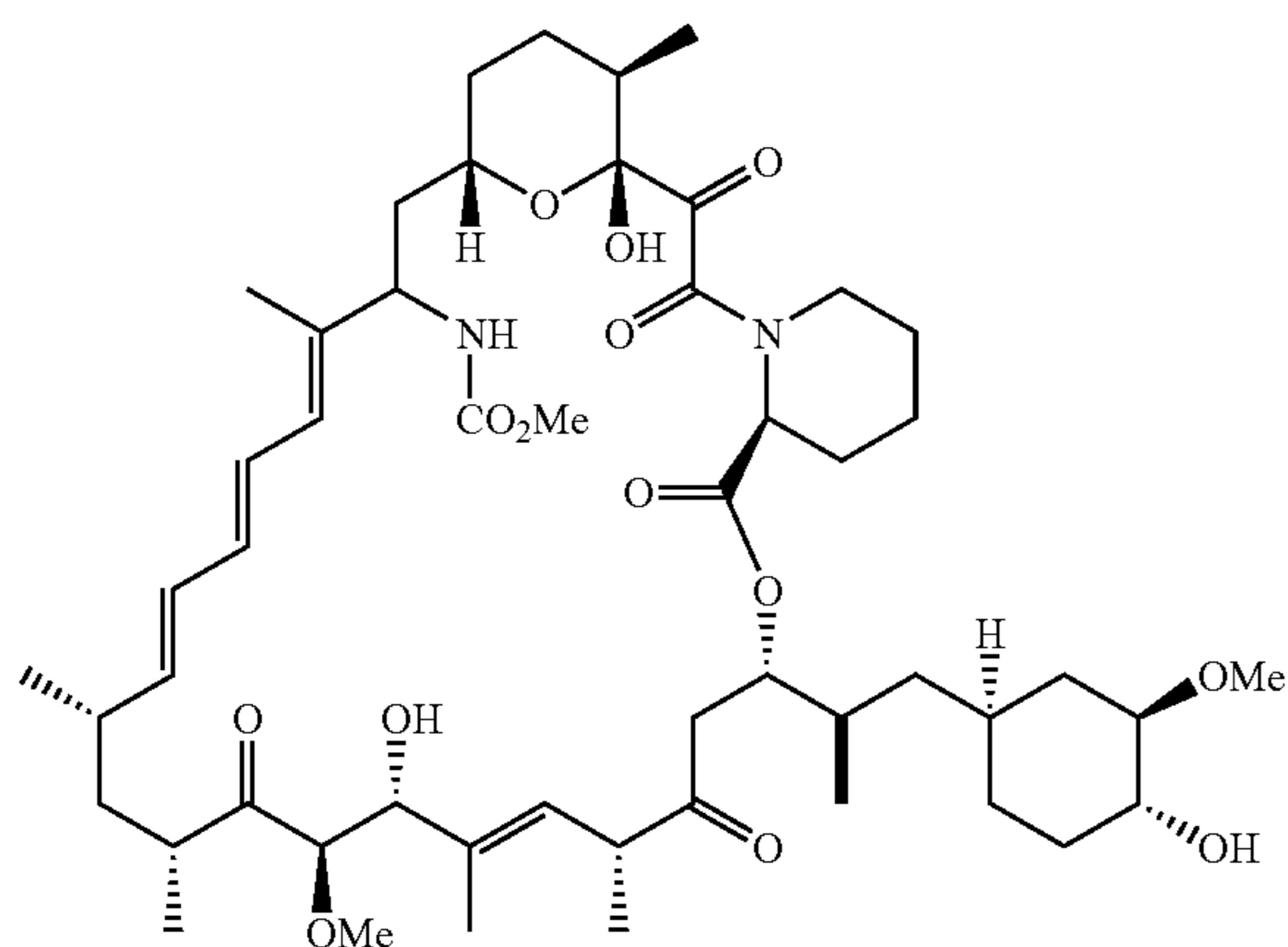
12

fication. While the chemical modifications permitted on the parent compounds are quite limited, some useful chemically modified analogs exist. The FK-520 analog L-685,818 (ED<sub>50</sub>=0.7 nM for FKBP binding; see Dumont et al., 1992), and the rapamycin analog WAY-124,466 (IC<sub>50</sub>=12.5 nM; see Ocain et al., 1993, *Biochemistry Biophysical Research Communications* 192: 1340–134693) are about as effective as FK-506, FK-520, and rapamycin at promoting neurite outgrowth in sensory neurons (see Steiner et al., 1997).

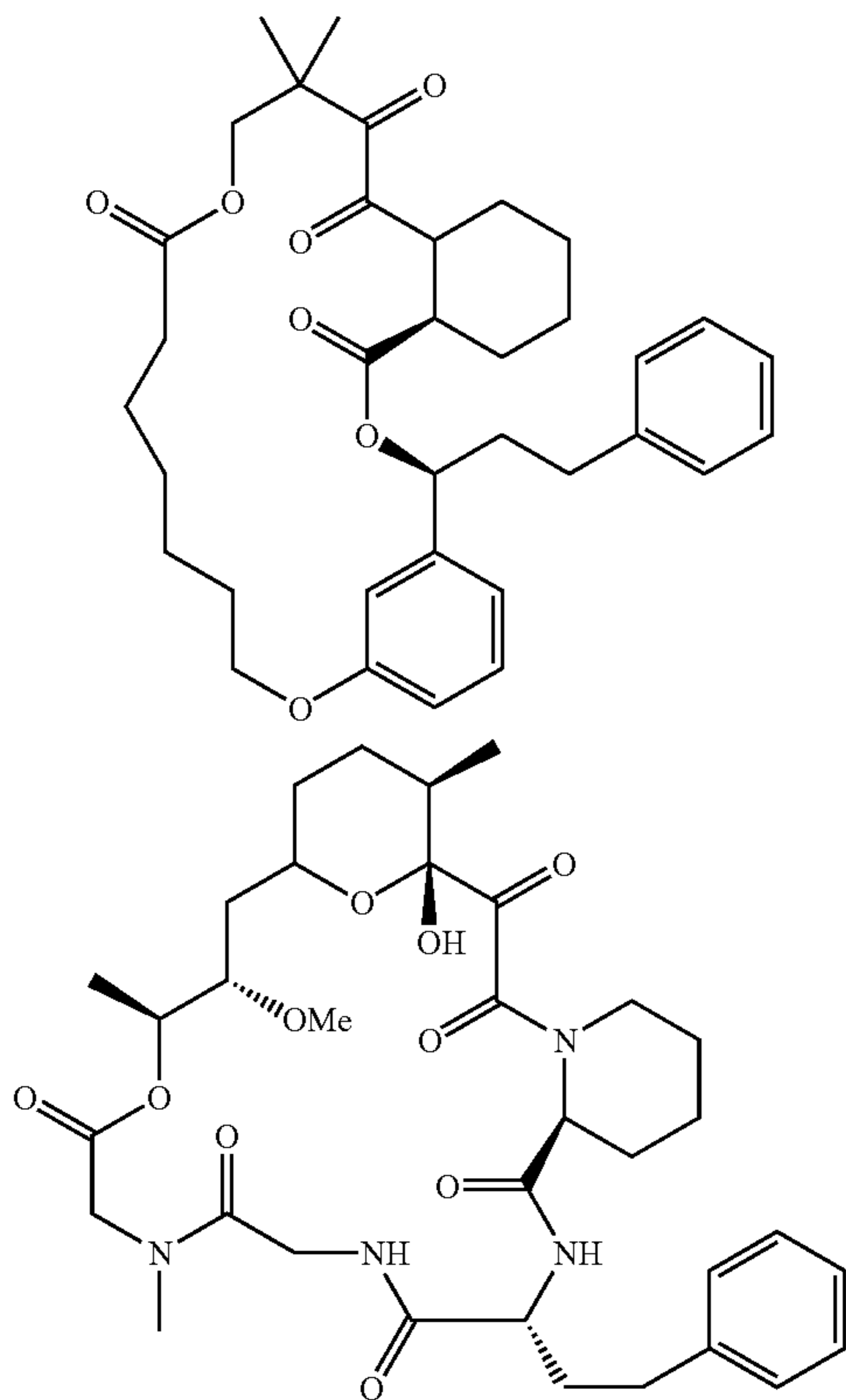


One of the few positions of rapamycin that is readily amenable to chemical modification is the allylic 16-methoxy group; this reactive group is readily exchanged by acid-catalyzed nucleophilic substitution. Replacement of the 16-methoxy group of rapamycin with a variety of bulky groups has produced analogs showing selective loss of immunosuppressive activity while retaining FKBP-binding (see Luengo et al., 1995, *Chemistry & Biology* 2: 471–481). One of the best compounds, 1, below, shows complete loss of activity in the splenocyte proliferation assay with only a 10-fold reduction in binding to FKBP.

13



There are also synthetic analogs of FKBP binding domains. These compounds reflect an approach to obtaining neuroimmunophilin ligands based on "rationally designed" molecules that retain the FKBP-binding region in an appropriate conformation for binding to FKBP, but do not possess the effector binding regions. In one example, the ends of the FKBP binding domain were tethered by hydrocarbon chains (see Holt et al., 1993, *Journal of the American Chemical Society* 115: 9925-9938); the best analog, 2, below, binds to FKBP about as well as FK-506. In a similar approach, the ends of the FKBP binding domain were tethered by a tripeptide to give analog 3, below, which binds to FKBP about 20-fold poorer than FK-506. These compounds are anticipated to have neuroimmunophilin binding activity.



In a primate MPTP model of Parkinson's disease, administration of FKBP ligand GP1-1046 caused brain cells to regenerate and behavioral measures to improve. MPTP is a

14

neurotoxin, which, when administered to animals, selectively damages nigral-striatal dopamine neurons in the brain, mimicking the damage caused by Parkinson's disease. Whereas, before treatment, animals were unable to use affected limbs, the FKBP ligand restored the ability of animals to feed themselves and gave improvements in measures of locomotor activity, neurological outcome, and fine motor control. There were also corresponding increases in regrowth of damaged nerve terminals. These results demonstrate the utility of FKBP ligands for treatment of diseases of the CNS.

From the above description, two general approaches towards the design of non-immunosuppressant, neuroimmunophilin ligands can be seen. The first involves the construction of constrained cyclic analogs of FK-506 in which the FKBP binding domain is fixed in a conformation optimal for binding to FKBP. The advantages of this approach are that the conformation of the analogs can be accurately modeled and predicted by computational methods, and the analogs closely resemble parent molecules that have proven pharmacological properties. A disadvantage is that the difficult chemistry limits the numbers and types of compounds that can be prepared. The second approach involves the trial and error construction of acyclic analogs of the FKBP binding domain by conventional medicinal chemistry. The advantages to this approach are that the chemistry is suitable for production of the numerous compounds needed for such interactive chemistry-bioassay approaches. The disadvantages are that the molecular types of compounds that have emerged have no known history of appropriate pharmacological properties, have rather labile ester functional groups, and are too conformationally mobile to allow accurate prediction of conformational properties.

The present invention provides useful methods and reagents related to the first approach, but with significant advantages. The invention provides recombinant PKS genes that produce a wide variety of polyketides that cannot otherwise be readily synthesized by chemical methodology alone. Moreover, the present invention provides polyketides that have either or both of the desired immunosuppressive and neurotrophic activities, some of which are produced only by fermentation and others of which are produced by fermentation and chemical modification. Thus, in one aspect, the invention provides compounds that optimally bind to FKBP but do not bind to the effector proteins. The methods and reagents of the invention can be used to prepare numerous constrained cyclic analogs of FK-520 in which the FKBP binding domain is fixed in a conformation optimal for binding to FKBP. Such compounds will show neuroimmunophilin binding (neurotrophic) but not immunosuppressive effects. The invention also shows direct manipulation of FK-520 and related chemical structures via genetic engineering of the enzymes involved in the biosynthesis of FK-520 (as well as related compounds, such as FK-506 and rapamycin); similar chemical modifications are simply not possible because of the complexity of the structures. The invention can also be used to introduce "chemical handles" into normally inert positions that permit subsequent chemical modifications.

Several general approaches to achieve the development of novel neuroimmunophilin ligands are facilitated by the methods and reagents of the present invention. One approach is to make "point mutations" of the functional groups of the parent FK-520 structure that bind to the effector molecules to eliminate their binding potential. These types of structural modifications are difficult to perform by chemical modifications, but can be readily accomplished with the methods and reagents of the invention.

A second, more extensive approach facilitated by the present invention is to utilize molecular modeling to predict optimal structures ab initio that bind to FKBP but not effector molecules. Using the available X-ray crystal structure of FK-520 (or FK-506) bound to FKBP, molecular modeling can be used to predict polyketides that should optimally bind to FKBP but not calcineurin. Various macrolide structures can be generated by linking the ends of the FKBP-binding domain with "all possible" polyketide chains of variable length and substitution patterns that can be prepared by genetic manipulation of the FK-520 or FK-506 PKS gene cluster in accordance with the methods of the invention. The ground state conformations of the virtual library can be determined, and compounds that possess binding domains most likely to bind well to FKBP can be prepared and tested.

Once a compound is identified in accordance with the above approaches, the invention can be used to generate a focused library of analogs around the lead candidate, to "fine tune" the compound for optimal properties. Finally, the genetic engineering methods of the invention can be directed towards producing "chemical handles" that enable medicinal chemists to modify positions of the molecule previously inert to chemical modification. This opens the path to previously prohibited chemical optimization of lead compounds by time-proven approaches.

Moreover, the present invention provides polyketide compounds and the recombinant genes for the PKS enzymes that produce the compounds that have significant advantages over FK-506 and FK-520 and their analogs. The metabolism and pharmacokinetics of tacrolimus has been extensively studied, and FK-520 is believed to be similar in these respects. Absorption of tacrolimus is rapid, variable, and incomplete from the gastrointestinal tract (Harrison's Principles of Internal Medicine, 14th edition, 1998, McGraw Hill, 14, 20, 21, 64-67). The mean bioavailability of the oral dosage form is 27%, (range 5 to 65%). The volume of distribution (V<sub>0</sub>D) based on plasma is 5 to 65 L per kg of body weight (L/kg), and is much higher than the V<sub>0</sub>D based on whole blood concentrations, the difference reflecting the binding of tacrolimus to red blood cells. Whole blood concentrations may be 12 to 67 times the plasma concentrations. Protein binding is high (75 to 99%), primarily to albumin and alpha<sub>2</sub>-acid glycoprotein. The half-life for distribution is 0.9 hour; elimination is biphasic and variable: terminal-t<sub>1/2</sub> 1.3 hr (range, 3.5 to 40.5 hours). The time to peak concentration is 0.5 to 4 hours after oral administration.

Tacrolimus is metabolized primarily by cytochrome P450 3A enzymes in the liver and small intestine. The drug is extensively metabolized with less than 1% excreted unchanged in urine. Because hepatic dysfunction decreases clearance of tacrolimus, doses have to be reduced substantially in primary graft non-function, especially in children. In addition, drugs that induce the cytochrome P450 3A enzymes reduce tacrolimus levels, while drugs that inhibit these P450s increase tacrolimus levels. Tacrolimus bioavailability doubles with co-administration of ketoconazole, a drug that inhibits P450 3A. See, Vincent et al., 1992, In vitro metabolism of FK-506 in rat, rabbit, and human liver microsomes: Identification of a major metabolite and of cytochrome P450 3A as the major enzymes responsible for its metabolism, Arch. Biochem. Biophys. 294: 454-460; Iwasaki et al., 1993, Isolation, identification, and biological activities of oxidative metabolites of FK-506, a potent immunosuppressive macrolide lactone, Drug Metabolism & Disposition 21: 971-977; Shiraga et al., 1994, Metabolism of FK-506, a potent immunosuppressive agent, by cyto-

chrome P450 3A enzymes in rat, dog, and human liver microsomes, Biochem. Pharmacol. 47: 727-735; and Iwasaki et al., 1995, Further metabolism of FK-506 (Tacrolimus); Identification and biological activities of the metabolites oxidized at multiple sites of FK-506, Drug Metabolism & Disposition 23: 28-34. The cytochrome P450 3A subfamily of isozymes has been implicated as important in this degradative process.

Structures of the eight isolated metabolites formed by liver microsomes are shown in FIG. 6. Four metabolites of FK-506 involve demethylation of the oxygens on carbons 13, 15, and 31, and hydroxylation of carbon 12. The 13-demethylated (hydroxy) compounds undergo cyclizations of the 13-hydroxy at C-10 to give MI, MVI and MVII, and the 12-hydroxy metabolite at C-10 to give 1. Another four metabolites formed by oxidation of the four metabolites mentioned above were isolated by liver microsomes from dexamethasone treated rats. Three of these are metabolites double demethylated at the methoxy groups on carbons 15 and 31 (M-V), 13 and 31 (M-VI), and 13 and 15 (M-VII). The fourth, M-VIII, was the metabolite produced after demethylation of the 31-methoxy group, followed by formation of a fused ring system by further oxidation. Among the eight metabolites, M-II has immunosuppressive activity comparable to that of FK-506, whereas the other metabolites exhibit weak or negligible activities. Importantly, the major metabolite of human, dog, and rat liver microsomes is the 13-demethylated and cyclized FK-506 (M-I).

Thus, the major metabolism of FK-506 proceeds via 13-demethylation followed by cyclization to the inactive M-I, this representing about 90% of the metabolic products after a 10 minute incubation with liver microsomes. Analogs of tacrolimus that do not possess a C-13 methoxy group would not be susceptible to the first and most important biotransformation in the destructive metabolism of tacrolimus (i.e. cyclization of 13-hydroxy to C-10). Thus, a 13-desmethoxy analog of FK-506 should have a longer half-life in the body than does FK-506. The C-13 methoxy group is believed not to be required for binding to FKBP or calcineurin. The C-13 methoxy is not present on the identical position of rapamycin, which binds to FKBP with equipotent affinity as tacrolimus. Also, analysis of the 3-dimensional structure of the FKBP-tacrolimus-calcineurin complex shows that the C-13 methoxy has no interaction with FKBP and only a minor interaction with calcineurin. The present invention provides C-13-desmethoxy analogs of FK-506 and FK-520, as well as the recombinant genes that encode the PKS enzymes that catalyze their synthesis and host cells that produce the compounds.

These compounds exhibit, relative to their naturally occurring counterparts, prolonged immunosuppressive action in vivo, thereby allowing a lower dosage and/or reduced frequency of administration. Dosing is more predictable, because the variability in FK-506 dosage is largely due to variation of metabolism rate. FK-506 levels in blood can vary widely depending on interactions with drugs that induce or inhibit cytochrome P450 3A (summarized in USP Drug Information for the Health Care Professional). Of particular importance are the numerous drugs that inhibit or compete for CYP 3A, because they increase FK-506 blood levels and lead to toxicity (Prograf package insert, Fujisawa □ US, Rev 4/97, Rec 6/97). Also important are the drugs that induce P450 3A (e.g. Dexamethasone), because they decrease FK-506 blood levels and reduce efficacy. Because the major site of CYP 3A action on FK-506 is removed in the analogs provided by the present invention, those analogs are not as susceptible to drug interactions as the naturally occurring compounds.

Hyperglycemia, nephrotoxicity, and neurotoxicity are the most significant adverse effects resulting from the use of FK-506 and are believed to be similar for FK-520. Because these effects appear to occur primarily by the same mechanism as the immunosuppressive action (i.e. FKBP-calcineurin interaction), the intrinsic toxicity of the desmethoxy analogs may be similar to FK-506. However, toxicity of FK-506 is dose related and correlates with high blood levels of the drug (Prograf package insert, Fujisawa □US, Rev 4/97, Rec 6/97). Because the levels of the compounds provided by the present invention should be more controllable, the incidence of toxicity should be significantly decreased with the 13-desmethoxy analogs. Some reports show that certain FK-506 metabolites are more toxic than FK-506 itself, and this provides an additional reason to expect that a CYP 3A resistant analog can have lower toxicity and a higher therapeutic index.

Thus, the present invention provides novel compounds related in structure to FK-506 and FK-520 but with improved properties. The invention also provides methods for making these compounds by fermentation of recombinant host cells, as well as the recombinant host cells, the recombinant vectors in those host cells, and the recombinant proteins encoded by those vectors. The present invention also provides other valuable materials useful in the construction of these recombinant vectors that have many other important applications as well. In particular, the present invention provides the FK-520 PKS genes, as well as certain genes involved in the biosynthesis of FK-520 in recombinant form.

FK-520 is produced at relatively low levels in the naturally occurring cells, *Streptomyces hygroscopicus* var. *ascomyceticus*, in which it was first identified. Thus, another benefit provided by the recombinant FK-520 PKS and related genes of the present invention is the ability to produce FK-520 in greater quantities in the recombinant host cells provided by the invention. The invention also provides methods for making novel FK-520 analogs, in addition to the desmethoxy analogs described above, and derivatives in recombinant host cells of any origin.

The biosynthesis of FK-520 involves the action of several enzymes. The FK-520 PKS enzyme, which is composed of the *fkbA*, *fkbB*, *fkbC*, and *fkbP* gene products, synthesizes the core structure of the molecule. There is also a hydroxylation at C-9 mediated by the P450 hydroxylase that is the *fkbD* gene product and that is oxidized by the *fkbO* gene product to result in the formation of a keto group at C-9. There is also a methylation at C-31 that is mediated by an O-methyltransferase that is the *fkbM* gene product. There are also methylations at the C-13 and C-15 positions by a methyltransferase believed to be encoded by the *fkbG* gene; this methyltransferase may act on the hydroxymalonyl CoA substrates prior to binding of the substrate to the AT domains of the PKS during polyketide synthesis. The present invention provides the genes encoding these enzymes in recombinant form. The invention also provides the genes encoding the enzymes involved in ethylmalonyl CoA and 2-hydroxymalonyl CoA biosynthesis in recombinant form. Moreover, the invention provides *Streptomyces hygroscopicus* var. *ascomyceticus* recombinant host cells lacking one or more of these genes that are useful in the production of useful compounds.

The cells are useful in production in a variety of ways. First, certain cells make a useful FK-520-related compound merely as a result of inactivation of one or more of the FK-520 biosynthesis genes. Thus, by inactivating the C-31 O-methyltransferase gene in *Streptomyces hygroscopicus* var. *ascomyceticus*, one creates a host cell that makes a desmethyl (at C-31) derivative of FK-520. Second, other cells of the invention are unable to make FK-520 or FK-520 related compounds due to an inactivation of one or more of the PKS genes. These cells are useful in the production of other polyketides produced by PKS enzymes that are encoded on recombinant expression vectors and introduced into the host cell.

Moreover, if only one PKS gene is inactivated, the ability to produce FK-520 or an FK-520 derivative compound is restored by introduction of a recombinant expression vector that contains the functional gene in a modified or unmodified form. The introduced gene produces a gene product that, together with the other endogenous and functional gene products, produces the desired compound. This methodology enables one to produce FK-520 derivative compounds without requiring that all of the genes for the PKS enzyme be present on one or more expression vectors. Additional applications and benefits of such cells and methodology will be readily apparent to those of skill in the art after consideration of how the recombinant genes were isolated and employed in the construction of the compounds of the invention.

The FK-520 biosynthetic genes were isolated by the following procedure. Genomic DNA was isolated from *Streptomyces hygroscopicus* var. *ascomyceticus* (ATCC 14891) using the lysozyme/proteinase K protocol described in Genetic Manipulation of *Streptomyces*—A Laboratory Manual (Hopwood et al., 1986). The average size of the DNA was estimated to be between 80–120 kb by electrophoresis on 0.3% agarose gels. A library was constructed in the SuperCos™ vector according to the manufacturer's instructions and with the reagents provided in the commercially available kit (Stratagene). Briefly, 100 μg of genomic DNA was partially digested with 4 units of *Sau3A* I for 20 min. in a reaction volume of 1 mL, and the fragments were dephosphorylated and ligated to SuperCos vector arms. The ligated DNA was packaged and used to infect log-stage XL1-BlueMR cells. A library of about 10,000 independent cosmid clones was obtained.

Based on recently published sequence from the FK-506 cluster (Motamedi and Shafree, 1998, *Eur. J Biochem.* 256: 528), a probe for the *fkbO* gene was isolated from ATCC 14891 using PCR with degenerate primers. With this probe, a cosmid designated pKOS034-124 was isolated from the library. With probes made from the ends of cosmid pKOS034-124, an additional cosmid designated pKOS034-120 was isolated. These cosmids (pKOS034-124 and pKOS034-120) were shown to contain DNA inserts that overlap with one another. Initial sequence data from these two cosmids generated sequences similar to sequences from the FK-506 and rapamycin clusters, indicating that the inserts were from the FK-520 PKS gene cluster. Two *EcoRI* fragments were subcloned from cosmids pKOS034-124 and pKOS034-120. These subclones were used to prepare shotgun libraries by partial digestion with *Sau3A*I, gel purifica-

tion of fragments between 1.5 kb and 3 kb in size, and ligation into the pLitmus28 vector (New England Biolabs). These libraries were sequenced using dye terminators on a Beckmann CEQ2000 capillary electrophoresis sequencer, according to the manufacturer's protocols.

To obtain cosmids containing sequence on the left and right sides of the sequenced region described above, a new cosmid library of ATCC 14891 DNA was prepared essentially as described above. This new library was screened with a new fkbM probe isolated using DNA from ATCC 14891. A probe representing the fkbP gene at the end of cosmid pKOS034-124 was also used. Several additional cosmids to the right of the previously sequenced region were identified. Cosmids pKOS065-C31 and pKOS065-C3 were identified and then mapped with restriction enzymes. Initial sequences from these cosmids were consistent with the expected organization of the cluster in this region. More extensive sequencing showed that both cosmids contained in addition to the desired sequences, other sequences not contiguous to the desired sequences on the host cell chromosomal DNA. Probing of additional cosmid libraries identified two additional cosmids, pKOS065-M27 and pKOS065-M21, that contained the desired sequences in a contiguous segment of chromosomal DNA. Cosmids pKOS034-124, pKOS034-120, pKOS065-M27, and pKOS065-M21 have been deposited with the American Type Culture Collection, Manassas, Va., USA. The complete nucleotide sequence of the coding sequences of the genes that encode the proteins of the FK-520 PKS are shown below but can also be determined from the cosmids of the invention deposited with the ATCC using standard methodology:

Referring to FIGS. 1 and 3, the FK-520 PKS gene cluster is composed of four open reading frames designated fkbB, fkbC, fkbA, and fkbP. The fkbB open reading frame encodes the loading module and the first four extender modules of the PKS. The fkbC open reading frame encodes extender modules five and six of the PKS. The fkbA open reading frame encodes extender modules seven, eight, nine, and ten of the PKS. The fkbP open reading frame encodes the NRPS of the PKS. Each of these genes can be isolated from the cosmids of the invention described above. The DNA sequences of these genes are provided below preceded by the following table identifying the start and stop codons of the open reading frames of each gene and the modules and domains contained therein.

Nucleotides	Gene or Domain
complement (412-1836)	fkbW
complement (2020-3579)	fkbV
complement (3969-4496)	fkbR2
complement (4595-5488)	fkbR1
5601-6818	fkbE
6808-8052	fkbF
8156-8824	fkbG
complement (9122-9883)	fkbH
complement (9894-10994)	ftbI
complement (10987-11247)	fkbJ
complement (11244-12092)	fkbK
complement (12113-13150)	fkbL
complement (13212-23988)	fkbC
complement (23992-46573)	fkbB

-continued

Nucleotides	Gene or Domain
46754-47788	fkbO
47785-52272	fkbP
52275-71465	fkbA
71462-72628	fkbD
72625-73407	fkbM
complement (73460-76202)	fkbN
complement (76336-77080)	fkbQ
complement (77076-77535)	fkbS
complement (44974-46573)	CoA ligase of loading domain
complement (43777-44629)	ER of loading domain
complement (43144-43660)	ACP of loading domain
complement (41842-43093)	KS of extender module 1 (KS1)
complement (40609-41842)	AT1
complement (39442-40609)	DH1
complement (38677-39307)	KR1
complement (38371-38581)	ACP1
complement (37145-38296)	KS2
complement (35749-37144)	AT2
complement (34606-35749)	DH2 (inactive)
complement (33823-34480)	KR2
complement (33505-33715)	ACP2
complement (32185-33439)	KS3
complement (31018-32185)	AT3
complement (29869-31018)	DH3 (inactive)
complement (29092-29740)	KR3
complement (28750-28960)	ACP3
complement (27430-28684)	KS4
complement (26146-27430)	AT4
complement (24997-26146)	DH4 (inactive)
complement (24163-24373)	ACP4
complement (22653-23892)	KS5
complement (21420-22653)	AT5
complement (20241-21420)	DH5
complement (19464-20097)	KR5
complement (19116-19326)	ACP5
complement (17820-19053)	KS6
complement (16587-17820)	AT6
complement (15438-16587)	DH6
complement (14517-15294)	ER6
complement (13761-14394)	KR6
complement (13452-13662)	ACP6
52362-53576	KS7
53577-54716	AT7
54717-55871	DH7
56019-56819	ER7
56943-57575	KR7
57710-57920	ACP7
57990-59243	KS8
59244-60398	AT8
60399-61412	DH8 (inactive)
61548-62180	KR8
62328-62537	ACP8
62598-63854	KS9
63855-65084	AT9
65085-66254	DH9
66399-67175	ER9
67299-67931	KR9
68094-68303	ACP9
68397-69653	KS10
69654-70985	AT10
71064-71273	ACP10

1 GATCTCAGGC ATGAAGTCCT CCAGGCGAGG CGCCGAGGTG GTGAACACCT CGCCGCTGCT  
61 TGTACGGACC ACTTCAGTCA GCGGCGATTG CGGAACCAAG TCATCCGGAA TAAAGGGCGG  
121 TTACAAGATC CTCACATTGC GCGACCGCCA GCATACGCTG AGTTGCCTCA GAGGCAAACC  
181 GAAAGGGCGC GGGCGGTCCG CACCAGGGCG GAGTACGCGA CGAGAGTGGC GCACCCGCGC  
241 ACCGTCACCT CTCTCCCCCG CCGGCGGGAT GCCCGGCGTG ACACGGTTGG GCTCTCCTCG  
301 ACGCTGAACA CCCGCGCGGT GTGGCGTCGG GGACACCGCC TGGCATCGGC CGGGTGACGG  
361 TACGGGGAGG GCGTACGGCG GCCGTGGCTC GTGCTCACGG CCGCCGGGCG GTCATCCGTC  
421 GAGACGGCAC TCGGCGAGCA GGGACGCCTG GTCGGCACCT GCGGGCCGGA CGACCGTGTG  
481 GTTCGCGGGC GGGCGGTGGC CGGTGGTGAG CCAGCTCTCC AGGGCGGTGA AGGCTGAGCG  
541 GTGACACGGC AGCAAAGGCC GGAGTCGGTC GGGGAAGGTG TCGACGAGGG CGTCGGTGTG  
601 CGTGCCGTCC TCGATGCGGT AGTAGCGGTA CCGGCCGCCA GGCCGCTGCC GGACATACGC  
661 GCGTACACGT CGGAGCCCGG GCGGCAGGCA GCAGCACGTC GAGAGTGCC TGGATGGTGAT  
721 CAGCGGCTTG CCGATACGAC CGGTCAACGC GATGCGTTCC ACGGCCGCGT GGACGCCGGA  
781 GGAGCGGGTG GCGTAGTCGT AGTCGGCATC GCAGCCCGGG ACCGTCCCCG GGGCGCAATA  
841 CGGTGTGCCG GCTTCCTTCT CCCCATCGAA GCCGGGGTCG AACTCCTCGC GGTAGACCGC  
901 CTGCGTCAGA TCCCAGTAGA CCTCGTGGTG GTACGGCCAC AAGAACTCGG AGTCGGCCGG  
961 GAACCCGGCG CGGAGCAGCG CCTCGCGCGC CTGGCCGGCT GCGGGCCGCG CTGCCGCGTA  
1021 GGTGGGGTAG TCGCGCAGGG CGGCCGGCAG GAAGGTGAAG AGGTTGGGAC CCTCCGCGCG  
1081 CCACAGGGTG CCTTCCCAGT CACTCCTCC GTCGTACAGC TCGGGATGGT TCTCCAGCTG  
1141 CCAGCGCACG AGGTAGCCGC CGTTGGACAT CCCGGTGACC AGGGTGCCT CGAGCGGCCG  
1201 GTGGTAGCGC TGGGCGACCG ACGCGCGGGC GGCCCGGGTC AGCTGGGTGA GCGGGTGTT  
1261 CCACTCGGCG ACGGCGTCGC CCGGCCGGGA GCCATCACGG TAGAACGCGG GGCCGGTGTT  
1321 GCCCTTGTCG GTGGCGGCGT AGGCGTAACC GCGGGCGAGC ACCCAGTCGG CGATGGCCCC  
1381 GTCGTTGGCG TACTGCTCGC CGTTACCGGG GGTGCCGGCC ACGACCAGGC CACCGTTCCA  
1441 GCGGTCGGGC AGCCGGATGA CGAACTGGGC GTCGTGGTTC CACCCGTGGT TGGTGTGGT  
1501 GGTGGAGGTG TCGGGGAAGT AGCCGTCGAT CTGGATCCCC GGCCTCCGG TGGGAGTGGC  
1561 CAGGTTCTTG GGCCTCAGCC CTGCCAGTC CGCCGGGTCG GTGTGGCCGG TGGCCGCCGT  
1621 TCCCGCCGTG GTCAGCTCGT CCAGGCAGTC GGCCCTGCTGA CGTGCGGCCG CCGGGACACG  
1681 CAGCTGGGAC AGACGGGCGC AGTGACCGTC CGGGGCATCG GGAGCAGGCC GGGCCGTGGC  
1741 CCGTGAGGGG AGCAGGACGG CACTGCGGC CAGGGTGAGA GCGCCGAGGC CGGTGCGTCT  
1801 TCTCGGGGCC CGTCCGACAC CGAGGGGCG AACCATGGAG AGCCTCCAGA CGTCCGGATG  
1861 GATGACGGAC TGGAGGCTAG GTCGCGCACG GTGGAGACGA ACATGGGTGC GCCCGCCATG  
1921 ACTGAGGCC CTCAGAGGTG GGCCCGGCC ATGACGGGCG CGGGACCGCG GGCCTCCGG  
1981 GCGGTGCCG GCGGCCGCA CCGGTTCCGG GTCCCGGGT CAGGGACAGG TGTCGTTCCG  
2041 GACGGTGAAG TAGCCGGTCG GCGACTCTTT CAAGGTGGTC GTGACGAAGG TGTGTACAG  
2101 GCCCATGTTT TGGCCGGAGC CCTTGGCGTA GGTGTAACCG GCGCTCGTCG TGGCGCGGCC  
2161 CGCCTGGACG TGAGCGTAGT TGCCGGCGGT CCAGCAGACG GCCGTGGCAC CGGTGCTCTG  
2221 CCCGGTGACC GCGCCGAGA GCGGTCCGGC CTTGCCGTCC GCGTCCCGG CCGCGACCGC  
2281 TGAGGTGTGC GATGTGCCCG CCCTCAGGCC GGTGTCCGTG TACGACGTCG TGGCGGACGT  
2341 GGTGATCTGG GCACCGTCGC GGTGGACGGC GTAGTCGGTG GCGCCGTCGA CCGGTTTCCA

-continued

2401 GGTGAGGCTG ATGGTGGTGT CGGTGGCGCC GGTGGCGGCC AGGCCGGACG GAGCGGGCAG  
 2461 CGAACCGGGG TCGGAGGCGG ATCCGCTCAG GCCGAAGAAC TCGGTGATCC AGTAGCTGGA  
 2521 ACAGATCGAG TCCAGGAAGT AGGCGGCGCC GGTGCTGCCG CACTGCTGTG CTCCGGTGCC  
 2581 GGGATCGACC GGGGTGCCGT GCCCGATGCC CGGCACCCGG TTCACCTCCA CGGCCACCGA  
 2641 TCCGTCCGCG GCCAGTACT CCTCGTGCCG GGTGGAGTTC GGGCCGATCA CCGAGGTACG  
 2701 GTCCGGCGTC TGGGACACGC CGTGCACAGC GGTCCACTGG TCGCGCAACT CGTCGGCGTT  
 2761 GCGCGCCGCG ACGGTGGTGT CCTTGTGCGC GTGCCAGATG GCCACGCGCG GCCACGGGCC  
 2821 CGACCACGAG GGGTAGCCGT CACGGACCCG CCGCGCCAC TGGTCCGCGG TCAGGTCGGT  
 2881 CCCGGGGTTC ATGCACAGGT ACGCGCTGCT GACGTCGGTG GCACAGCCGA AGGGCAGGCC  
 2941 GCGGACGACC GCGCCGGCCT GGAAGACGTC CGGATAGGTG GCGAGCATCA CCGACGTCAT  
 3001 GGCACCGCCG GCGGACAGCC CGGTGATGTA GGTGCGCTGG GGGTCCGCGC CGTAGGCGGA  
 3061 GGCACCGCCG GCGGACAGCC CGGTGATGTA GGTGCGCTGG GGGTCCGCGC CGTAGGCGGA  
 3121 GCTGCTCTGG AACCAGTTGA AGCACCTGTT CGCGTTGTTC GACGACGTGG TCTCGGCGAA  
 3181 CACGAGCAGG AAGCCATAGC GGTCCGCGAA TGAGAGCAGG CCGGAGTTGT CGGCGTAGCC  
 3241 CTGGGCGTCC TGGGTGCAAC CGTGCAGGGC GAACACCACC GCCGGCTCCG CGGGCAGGGA  
 3301 CCGGGCCCGG TAGACGTACA TGTTACGCGG GCCCGGGTTC GTGCCGAAC TCCGCGACCTC  
 3361 GGTGAGGTC GCCTTGGTCA GACCGGGCTT GGCCAGGCCG GCCGCGCGT GGGCCGTCGG  
 3421 CGCCGGGCCG AGCAGGGCCG CTCCGAGTAC GAGGGCCACG ACGGCCACGA GACGGGTGAG  
 3481 CACCCCCCGC CGTCCCGGAC GCGACAACGA CCCGACCGGC GCGGAGGAGG AGAGGGGGAA  
 3541 CAGCGGGGTG AGGATTCCCC GGAACGGCGG CCGGTGCATG GCGGCTCCCT CGATGTCGTG  
 3601 GGGGGGACAC GGAGGGCTCC CTGACGTCGA TCAGTGGGAG CGCCCCGGTG CCCGGCACCG  
 3661 TAGGGGTGGT TCAACCCGCA ACGGTATGGC CCGGAGCACC ACACCCGCA CCGCGCGATG  
 3721 TCGCCCCGGA CGGATTGTGT CGCCTTGCAG AATCTGATAC CCGGACGCGA CGAACGCCCC  
 3781 ACCCGACACG GGTAGGGCCT CATCGTGTCC GACTCGCCCC GTCGGCCTTG CCTGCCCTGG  
 3841 ACGGACCGGG CGTCGGCGGA CCGCGCGTCG GCGGGCTGGG CCGTATGGCG GCCGAGGACG  
 3901 CCAGCCGCGT GGGGCGGCCG CGCCCAAGTG CAGTACGCCG ACCGTGGCCG GCGGGAGGGC  
 3961 CGGACCGGTC AGTGCAGTCC CGCGGCCCTG CGGGACCGCT CGTCCCAGAC GGGTTCACCC  
 4021 GCGGCGAACC GGGGTCCGTG TCCGCGCGG TAGACCATCA GTGTCCGCTC GAAGGTGATG  
 4081 ACGATGACAC CGTCCTGGTT GTAGCCGATG GTGCGCACGC TGATGATGCC TACGTCAGGT  
 4141 CGGCTGGCGG ACTCCCGGGT GTTCAGGACC TCGGACTGCG AGTAGATGGT GTCGCCCTCG  
 4201 AAGACCGGGT TCGGCAGCCT GACCCGGTCC CAGCCGAGGT TGGCCATCAC ATGCTGGGAG  
 4261 ATGTCGGTGA CGCTCTGCCG GTGACCAGG GCGAGGTGA AGGTGGAGTC CACCAGCGGC  
 4321 TTGCCCCAGG TGGTGGCCG CGAGTAGTGG CCGTCCGAGT GCAGCGGCGC GGTGTTCTGC  
 4381 GTCAGGAGCG TGAGCCAGGA GTTGTGCGTC TCCAGGACCG TGCGGCCAG GGGGTGGCGG  
 4441 TACACGTCGC CCGTGTGAA GTTCTGGAAG TAGCGGCCCT GCCAGCCCTC GACCACAGCG  
 4501 GTGCGGGTGG CGTCCTGGTC CGGGTCTCA GTCGTCATGG CGCTCATTCT GGAAGTCCC  
 4561 CGGTCCGCTG TGAATGCGG AACCTTCACC GGGCTCATA GTGCGGCGCA TGAGCCCTGG  
 4621 ACCGTACGTA GTCGTAGAAC CTCGCCACCA CTGGCGCGCG TGGTCTCCG GCGAGTGTGA  
 4681 CCACGCCGAC CGTGCGCCG GCCTGCGGGT CGTCGAGCGG CACGGCGACG GCGTGGTCAC  
 4741 CGGGCCCGGA CGCGCTCCCG GTGAGGGGGG CGACGGCCAC ACCGAGGCCG GCGGCGACCA

-continued

4801 GGGCCCGCAG CGTGCTCAGC TCGGTGCTCT CCAGGACGAC CCGCGGCACG AATCCGGCCG  
 4861 CGGCGCACAG CCGGTCCGGT ATCTGGCGCA GTCCGAAGAC CGGCTCCAGT GCCACGAACG  
 4921 CCTCATCGGC CAGCTCCGCG GTCCGCACCC GGC GGCGTCTT GGCCAGAAGG TGTCGGGGTG  
 4981 CGACGAGCAG GCACAGTGCC TCGTCCCGCA GTGGTGTCCA CTCCACATCG TCCCCGGCGG  
 5041 GTCGTGGGCT GGTTCAGCCCC AGGTCCAGCC TGCTGTTGCG GACGTCGTCG ACCACGGCGT  
 5101 CGGCGGCGTC GCCGCGCAGT TCGAAGGTGG TGCCGGGAGC CAGCCGGCGG TACCCGGCGA  
 5161 CGAGGTCGGG CACCAGCCAG GTGCCGTAGG AGTGCAGGAA ACCCAGTGCC ACGGTGCCGG  
 5221 TGTCGGGGTC GATCAGGGCG GTGATGCGCT GCTCGGCGCC GGAGACCTCA CTGATCGCGC  
 5281 GCAGGGCGTG GGC GCGGAAG ACCTCGCCGT ACTTGTGAG CCGGAGCCGG TTCTGGTGCC  
 5341 GGTGGAACAG CGGCACGCC ACTCGTCGCT CCAGCCGCCG GATGGCCCTG GACAGGGTCG  
 5401 GCTGGGAGAT GTT GAGCCGT TCCGCGGTGA TCGTCACGTG CTCGTGCTCG GCCAAGGCCG  
 5461 TGAACCACTG CAACTCCCGT ATCTCCATGC AGGGACTATA CGTACCGGGC ATGGTCCTGG  
 5521 CGAGGTTTCG TCATTTTACA GCGGCCGGGC GCGGGCCAC AGTGAGTCCT CACCAACCAG  
 5581 GACCCCATCG GAGGGACCCC ATGTCCGAGC CGCATCCTCG CCCTGAACAG GAACGCCCCG  
 5641 CCGGGCCCTT GTCCGGTCTG CTCGTGGTTT CTTTGGAGCA GGCCGTGCGC GCTCCGTTTCG  
 5701 CCACCCGCCA CCTGGCGGAC CTGGGCGCCC GTGTCATCAA GATCGAACGC CCCGGCAGCG  
 5761 GCGACCTCGC CCGCGGCTAC GACCGCACGG TCGGTGGCAT GTCCAGCCAC TTCGTCTGGC  
 5821 TGAACCGGGG GAAGGAGAGC GTCCAGCTCG ATGTGCGCTC GCCGGAGGGC AACCGGCACC  
 5881 TGCACGCCTT GGTGGACCGG GCCGATGTCC TGGTGCAGAA TCTGGCACCC GCGCCGCGG  
 5941 GCCGCCTGGC ATCGGCCACC AGTCTCTCGC GCGGAGCCAC CGAGGCTGAT CACCTGCGGA  
 6001 CATATCCGGC TACGGCAGTA CCGCTGCTA CCGCGGACCG CAAGGCGTAC GACCTCCTGG  
 6061 TCCAGTGCGA AGCGGGGCTG GTCTCCATCA CCGGCACCCC CGAGACCCC TCCAAGGTGG  
 6121 GCCTGTCCAT CGCGGACATC TGTGCGGGGA TGTACGCGTA CTCCGGCATC CTCACGGCCC  
 6181 TGCTGAAGCG GGCCCGCACC GGCCGGGGCT CGCAGTTGGA GGTCTCGATG CTCGAAGCCC  
 6241 TCGGTGAATG GATGGGATAC GCCGAGTACT ACACGCGCTA CCGCGGCACC GCTCCGGCCC  
 6301 GCGCCGGCGC CAGCCACGCG ACGATCGCCC CCTACGGCCC GTTACCACG CGCGACGGGC  
 6361 AGACGATCAA TCTCGGGCTC CAGAACGAGC GGGAGTGGG TTCCTTCTGC GGTGTCGTGC  
 6421 TACAACGCCC CCGTCTCTGC GACGACCCGC GCTTTTCCGG CAACGCCGAC CGGGTGGCGC  
 6481 ACCGCACCGA GCTCGACGCC CTGGTGAGCG AGGTGACGGG CACGCTCACC GCGGAGGAAC  
 6541 TGGTGGCGCG GCTGGAGGAG GCGTCGATCG CCTACGCACG CCAGCGCACC GTGCGGGAGT  
 6601 TCAGCGAACA CCCCCAATG CGTGACCGTG GACGCTGGGC TCCGTTTCGAC AGCCCGGTTCG  
 6661 GTGCGCTGGA GGCCTGATC CCCCCGTCA CCTTCCACGG CGAGCACCCG CGGCGGCTGG  
 6721 GCCGGGTCCC GGAGCTGGGC GAGCATAACG AGTCCGTCCT GGCCTGGCTG GCCGCGCCCC  
 6781 ACAGCGCCGA CCGCGAAGAG CCCGGCCATG CCGAATGAAC TCACCGGAGT CCTGATCCTG  
 6841 GCCGCCGTGT TCCTGCTCGC CGGCGTACGG GGGCTGAACA TGGGCCTGCT CGCGCTGGTC  
 6901 GCCACCTTTC TGCTCGGGGT GGTGCGACTC GACCGAACGC CGGACGAGGT GCTGGCGGGT  
 6961 TTCCCCGCGA GCATGTTTCT GGTGCTGGTC GCCGTCACGT TCCTCTTCGG GATCGCCCCG  
 7021 GTCAACGGCA CCGTGGACTG GCTGGTACGT GTCGCGGTGC GGGCGGTGGG GGCCCGGGTG  
 7081 GGAGCCGTCC CCTGGGTGCT CTTCGGCCTG GCGGCACTGC TCTGCGCGAC AGGCGCGGCC  
 7141 TCGCCCGCGG CCGTGGCGAT CGTGGCGCCG ATCAGCGTCG CGTTCGCCGT CAGGCACCCG



-continued

7201 ATCGATCCGC TCTACGCCGG ACTCATGGCG GTGAACGGGG CCGCAGCCGG CAGTTTCGCC  
7261 CCCTCCGGGA TCCTGGGCGG CATCGTCCAC TCGGCGCTGG AGAAGAACCA TCTGCCCGTC  
7321 AGCGGCGGGC TGCTCTTCGC AGGCACCTTC GCCTTCAACC TCGCGGTCGC CGCGGTGTCA  
7381 TGGCTCCTCC TCGGGCGCAG GCGCCTCGAA CCACATGACC TGGACGAGGA CACCGATCCC  
7441 ACGGAAGGGG ACCCGGCTTC CCGCCCCGGC GCGGAACACG TGATGACGCT GACCGCGATG  
7501 GCCGCGCTGG TGCTGGGAAC CACGGTCTTC TCCCTGGACA CCGGCTTCCT GGCCCTCACC  
7561 TTGGCGGCGT TGCTGGCGCT GCTCTTCCCG CGCACCTCCC AGCAGGCCAC CAAGGAGATC  
7621 GCCTGGCCCG TGGTGTGCT GGTATGCGGG ATCGTGACCT ACGTCGCCCT GCTCCAGGAG  
7681 CTGGGCATCG TGGACTCCCT GGGGAAGATG ATCGCGGCGA TCGGCACCCC GCTGCTGGCC  
7741 GCCCTGGTGA TCTGCTACGT GGGCGGTGTC GTCTCGGCCT TCGCCTCGAC CACCGGGATC  
7801 CTCGGTGCCC TGATGCCGCT GTCCGAGCCG TTCCTGAAGT CCGGTGCCAT CGGGACGACC  
7861 GGCATGGTGA TGGCCCTGGC GGCCGCGGCG ACCGTGGTGG ACGCGAGTCC CTTCTCCACC  
7921 AATGGTGCTC TGGTGGTGGC CAACGCTCCC GAGCGGCTGC GGCCCGGCGT GTACCAGGGG  
7981 TTGCTGTGGT GGGGCGCCGG GGTGTGCGCA CTGGCTCCCG CGGCCGCCTG GCGGCCTTC  
8041 GTGGTGGCGT GAGCGCAGCG GAGCGGGAAT CCCCTGGAGC CCGTTTCCCG TGCTGTGTCC  
8101 CTGACGTAGC GTCAAGTCCA CGTGCCGGGC GGGCAGTACG CCTAGCATGT CGGGCATGGC  
8161 TAATCAGATA ACCCTGTCCG ACACGCTGCT CGCTTACGTA CGGAAGGTGT CCCTGCGCGA  
8221 TGACGAGGTC CTGAGCCGGC TCGCGCGCA GACGGCCGAG CTGCCGGGCG GTGGCGTACT  
8281 GCCGGTGCA GCGGAGGAGG GACAGTTCTC CGAGTTCTTG GTGCGGTTGA CCGGCGCGCG  
8341 TCAGGTGCTG GAGATCGGGA CGTACACCGG CTACAGCACG CTCTGCCTGG CCCGCGGATT  
8401 GCGCCCCGGG GGCCGTGTGG TGACGTGCGA TGTCATGCCG AAGTGGCCCG AGGTGGGCGA  
8461 GCGGTACTGG GAGGAGGCCG GGGTTGCCGA CCGGATCGAC GTCCGGATCG GCGACGCCCG  
8521 GACCGTCTTC ACCGGGCTGC TCGACGAGGC GGGCGCGGGG CCGGAGTCGT TCGACATGGT  
8581 GTTCATCGAC GCCGACAAGG CCGGCTACCC CGCCTACTAC GAGGCGGCGC TGCCGCTGGT  
8641 ACGCCGCGGC GGGCTGATCG TCGTCGACAA CACGCTGTTT TTCGGCCGGG TGGCCGACGA  
8701 AGCGGTGCAG GACCCGGACA CGGTCGCGGT ACGCGAATC AACGCGGCAC TCGCGGACGA  
8761 CGACCGGTTG GACCTGGCGA TGCTGACGAC GGCCGACGGC GTCACCCTGC TCCGAAACG  
8821 GTGACCGGGG CGATGTCCGG GCGGTCAGC GTCAGCGTCG TCGGCGCGCG CCTCGCGGAG  
8881 GGCTCCAGAT GCAGGCGTTC GACGCCGGCG GCGGAAGCGC CCGCCACCTC GGACACGCAG  
8941 GGGCAGTCGG AGTCCGCGAA GCCCGCGAAC CGGTACGCGA TCTCCATCAT GCGGTTGCGG  
9001 TCCGTACGCC GGAAGTCCGC CACCAGGTGC GCCCCGCGC GGGCGCCCTG GTCCGTGAGC  
9061 CAGTTCAGGA TCGTCGCACC GGCACCGAAC GACACGACCC GGCAGGACGT GCGGAGCAGT  
9121 TTCAGGTGCC ACGTCGACGG CTCTTCTTCC AGCAGGATGA TGCCGACGGC GCCGTGCGGG  
9181 CCGAAGCGGT CGCCCATGGT GACGACGAGG ACCTCATGGG CCGGATCGGT GAGCACGCGC  
9241 GCAGGTCCGG GTCGGAGTAG TGCACGCCGG TCGCGTTCAT CTGGCTGGTC CGCAGCGTCA  
9301 GTTCCTCGAC GCGGCTGAGT TCCTCCTCCC CCGCGGGTGC GATCGTCATG GAGAGGTCCA  
9361 GCGAGCGCAG GAAGTCTTCG TCGGGACCGG AGTACGCCTC CCGGGCCTGG TCGCGCGCGA  
9421 AACCCGCTG GTACATCAGG CGGCGCCGAC GCGAGTCGAC CGTGGACACC GGCGGGCTGA  
9481 ACTCCGGCAG CGACAGGAGC GTGGCCGCTT GCTCGGCCGG GTAGCACCGC ACCTCGGGCA  
9541 GGTGGAACGC CACCTCGGCA CGCTCGGCGG GCTGGTCGTC GATGAACCGG ATCGTGGTCC

-continued

9601 GTGCGAAGTT CAGCTCCGTG GCGATCTCGC GGACGGACTG CGACTTCGGC CCCCATCCGA  
 9661 TGCGGGCCAG CACGAAGTAC TCCGCCACAC CGAGGCGTTC CAGACGCTCC CACGCGAGGT  
 9721 CGTGGTCGTT CTTGCTCGCC ACCGCCTGGA GGATGCCGCG GTCGTCGAGC GTGGTGATCA  
 9781 CCTCGCGGAT CTCGTCGGTG AGGACCACCT CGTCGTCCCTC CAGCACGGTG CCCC GCCACA  
 9841 AGGTGTTGTC CAGGTCCCAG ACCAGACACT TGACAATGGT CATGGCTGTC CTCTCAAGCC  
 9901 GGGAGCGCCA GCGCGTGTG GGCAGCATC ACCCGGCACA TCTCGCTGCT GCCCTCGATG  
 9961 ATCTCCATGA GCTTGGCGTC GCGGTACGCC CGTTCGACGA CGTGTCCCTC TCTCGCGCT  
 10021 GCCGACGCGA GCACCTGTGC GCGGTTCGCG GCCCGGCGG CGGCTCGTTC GCGGCGACG  
 10081 TGCTTGCCA GGATCTCGC GGCACCATC TCGGCCGAGC CCTCGTCCCA CTGGTCGCTG  
 10141 GCGTACTCGC ACACGCGGGC CCCGATCTGC TCCGCGGTCC ACAGGTCGGC GATGTGCCG  
 10201 GCGACGAGTT GGTGGTCGCC GAGCGGCCGG CCGAAGTGT CCCGGTCCG GCGGTGGCC  
 10261 ACCGCGCGG TCGGCAGGC CCGCAGGATC CCGACGCAGC CCCAGGCCAC CGACTTGCGC  
 10321 CCGTAGGCGA GTGACGCCG GACCAGCATC GGCAGTGACG CGCCGAGCC GGCCAGGACC  
 10381 GCGCCGGCCG GCACACGCAC CTGGTCCAGG TGCAGATCGG CGTGGCCGGC GCGCGGCAG  
 10441 CCGGACGGCT TCGGGACGCG CTCGACCGT ACGCCGGGGG TGTCGGCGGG CACGACCACC  
 10501 ACCGCACCGG AACCATCTC CTGGAGACCG AAGACGACCA GGTGGTCCG GTAGCGGGC  
 10561 GCAGTCGTCC AGACCTTGTG GCCGTCGAGC ACAGCGGTGT CCCCGTCCAG CCGAACCCGC  
 10621 GTCCGCATCG CCGACAGATC GCTGCCCGCC TGCCGCTCAC TGAAGCCGAC GGCCGCGAGT  
 10681 TTCCCGCTGG TCAGCTCCTT CAGGAAGGTC GCCCGTGCAC CGGCGTCGCC GAGCCGCTGC  
 10741 ACGGTCCACG CGGCCATGCC CTGCGACGTC ATGACACTGC GCAGCGAACT GCAGAGGCTG  
 10801 CCGACGTGTG CGGTGAACTC GCCGTTCTCC CGGCTGCCGA GTCCAGACC GCCGTGCTCG  
 10861 GCCGCCACTT CCGCGCAGAG CAGGCCGTCG GCGCCGAGCC GGACGAGCAG GTCGCGGGC  
 10921 AGTTCGCCG ACGTGTCCA CTCGGCCGCC CGGTCACCGA CAAGGTCGGT CAGCAGCGC  
 10981 TCACGCTCAG GCATCGACGG CCCGACCGG GTGGACGAGT GCGACCATGG ACTCGACGGT  
 11041 ACGGAAGTTC GCGAGCTGGA GGTCCGGGCC GCGGATCGTG ACGTCGAACG TCTTCTCCAG  
 11101 GTACACGACC AGTTCCATCG CGAACAGCGA CGTGAGGCCG CCCTCCGCGA ACAGGTCGGC  
 11161 GTCCACGGGC CAGTCCGACC TGGTCTTCGT CTTGAGGAAC GCGACCAACG CGTGC GCGAC  
 11221 GGGTCTCTCC TTGACGGGTG CGGTCATGAG AACACCTTCT CGTATTTCGTA GAAGCCCCGG  
 11281 CCGTCTTCC GGCCGTGGTG TCCCTCGCGG ACCTTGCCCA GCAGCAGGTC ACAGGGGCGG  
 11341 CTGCGCTCGT CGCCGGTGCG TTTGTGCAGC ACCCACAGCG CGTCGACGAG GTTGTGATG  
 11401 CCGATCAGGT CCGCGGTGCG CAGCGGCCCG GTCGGATGGC CGAGGCACCC CGTCATGAGC  
 11461 GCGTCGACGT CCTCGACGGA CGCGGTGCC TCCTGCACGA TCCGCGCCGC GTCGTTGATC  
 11521 ATCGGGTGA GCAGCCGGCT CGTGACGAAG CCGGGCGCGT CCCGGACGAC GATCGGCTTG  
 11581 CGCCGACGCG CCGCGAGCAG GTCCCCGGCG GCGGCCATGG CCTTCTCACC GTCCGGGGT  
 11641 CCTCGGATCA CCTCGACCGT CGGGATCAGG TACGACGGGT TCATGAAGTG CGTGCCGAGC  
 11701 AGGTCTCGG GCCGGGCCAC GGAGTCGGCC AGTTCGTCAA CCGGATCGA CGACGTGTTT  
 11761 GTGATGACCG GGATACGGG CGCCGCTGCC GAGACCGTGG CGAGTACCTC CGCCTTGACC  
 11821 TCGGCTCCT CGACGACGGC CTCGATCACC GCGGTGGCCG TACCGATCGC GGGCAGCGC  
 11881 GACGTGGCCG TCCGACGAC ACCGGGGTGC GCCTCGGCGG GCCCGGCCAC GAGTTGTGCC  
 11941 GTCCGAGTT CCGTGGCGAT CCGCGCCCGC GCCCGGTAA GGATCTCCTC GGACGTGTCG

-continued

12001 ACGAGTGTCA CCGGGACGCC GTGGCGCAGC GCGAGCGTGG TGATGCCGGT GCCCATCACT  
 12061 CCCGCGCCGA GCACGATCAG CTGGTGGTCC ACGCTGTTTC CTCCCTCCGG GGTCAACATG  
 12121 GCAGCGAGTA CGGGTCGAGG ACGTCTTCCG GGGTCGACCC GATCGCGTCC TTGCGGCCGA  
 12181 GGCCGAGTTC GTCGGCGAAG CCGAGCAGCA CGTCGAACGC GATGTGGTCC GCGAACGCGC  
 12241 TGCCCGTCGA GTCGAGGACG CTCAGGCTGT CCCGGTGGTC CGCCGCGGTG TCCGGTGCCG  
 12301 CGCACAGGGC CGCCAGCGAC GGGCCGAGCT CGCGGTCCGG CAGTTGCTGG TACTCGCCCT  
 12361 CGGCGCGGGC CTGCCCCGGA TGGTCGACGC AGATGAACGC GTCGTCGAGC AGGGTCTTCG  
 12421 GCAGTTCGGT CTTGCCCGGC TCGTCGGCGC CGATGGCGTT CACATGCAGG TCGGCGAGCC  
 12481 GCGGCTCGGC GGGCAGCACC GGCCCTTTGC CCGAGGGCAC CGAGGTGACG GTGGACAGGA  
 12541 CATCCGCGGC GCGGCGGGC TCCGCCGAT CGGTACCTT GACCGGCAGT CCGAGGAACG  
 12601 CGATGCGGTC CGCGAACGAC GCCGCGTGGC CGGGGTTCGGT GTCGCTGACC AGGATCCGCT  
 12661 CGATGGGACG GACCCTGCTG AGCGCGTGC CTTGGGTAC CGCCTGTGCG CCCGCGCCGA  
 12721 TCAGCGTGAG CGTGGCGCTG TCGGACCGGG CCAGCAGCCG GCTCGCGACG GCGGCGACCG  
 12781 CGCCGGTCCG CATCGCGGTG ATCACGCCTG CGTCGGCGAG GCGGGTCAGA CTGCCGCTGT  
 12841 CGTCGTCGAG GCGCGACATC GTGCCGACGA TCGTCGGCAC CCGGAAGCGC GGATAGTTGT  
 12901 GCGGACTGTA CGAAACCGTC TTCATGGTCA CGCCGACACC GGGGACCCGG TACGGCATGA  
 12961 ACTCGATGAC GCCGGGAATG TCGCCGCCGC GGACGAATCC GGTACGCGGC GCGCCTCGG  
 13021 CGAACTCGCC GCGGCCGAGC GCGGCGAACC CGTCGTGCAG CTCGCTGATC AGCCGGTCCA  
 13081 TCATCACGTC GCGGCCGATC ACGGAGAGAA TCCGCTTGAT GTCACGTTGG CGCAGGACCC  
 13141 TGGTCTGCAT GTGTACCTC CCTTTCGTGG CCGGAGCTGT CTTGGTGGTG CCGCTCGGG  
 13201 CGGCTTCCGT TCTCATCGCA GCTCCCTGTC GATGAGGTCG AAAATCTCGT CCGCGGTCCG  
 13261 GTCCGCGGAC AGCACGCCGG CCGGCGTGGT CGGGCGGGTC TCCCGCCGCC AGCGGTTGAG  
 13321 CAGGGCGTCC AGCCGGGTTT CGATCGCGTC CGCCTGGCGG GCGCCCGGGT CGACACCGGC  
 13381 AACGAGTGCT TCCAGCCGGT CGAGCTGCGC GAGCACCACG GTCACCGGGT CGTCCGGGGA  
 13441 CAGCAGTTCA CCGATGCGCT CGGCGACTGC GCGCGGCGAC GGGTAGTCGA AGACGAGCGT  
 13501 GCGGACAGT CGCAGACCGG TCGCCTCGTT GAGGCCGTTG CGCAGCTGCA CCGCGATGAG  
 13561 CGAGTCCACA CCGAGTTCCC GGAACGCCGC GTCTCCGGG ATGTCTCCG GGTCCGGCTG  
 13621 GCCCAGGACG GCCGCTGCCT TCTGCCGAC GAGGGCGAGC AGGTCCGGTG GCGGTTCCCTG  
 13681 CTCGTTGCGG GCGCTCCGGC GGGCCGACGG CTTGGGCGG CCACGCAGCA GCGGGAGGTC  
 13741 CGGCGGCAGG TCGCCCGCCA CGGCGACGAC ACTGCCCGTT CCGGTGTGGA CGGCGGCGTC  
 13801 GTACATGCGC ATGCCCTGTT CGGCGGTGAG CGCGCTCGCC CCACCCTTGC GCATACGGCG  
 13861 CCGGTCGGCG TCGGTGAGGT CCGCGGTGAG GCCACTCGCC TGGTCCACA GCGCCACGC  
 13921 GATCGACAGC CCTGGCAGCC CTGTGTCAG CCGGTGTTTC GCGAGCGCGT CGAGGAACGC  
 13981 GTTCGCCGCC GCGTAGTTGC CCTGACCGGG GGTGCCAGC ACACCGGCCG CCGACGAGTA  
 14041 GACGACGAAT GCGGCGAGGT CGTTGTCGCG GGTGAGCCGG TGCAGGTGCC AGGCGGCGTC  
 14101 GGCCTTGGGT TTGAGGACGG TGTCGATGCG GTCGGGGTG AGGTTGTCGA GCAGGGCGTC  
 14161 GTCGAGGGT CCGGCGGTGT GGAAGACGGC GGTGAGGGGT TGAGGGATGT GGGCGAGGGT  
 14221 GGTGGCGAGT TGGTGGGGT CGCCGACGTC GCAGGGGAGG TGGGTGCCG GGTGGTGTGTC  
 14281 GGGGGTGGG GTGCGGGAGA GGAGGTAGGT GTGGGGTGG TTCAGGTGGC GGGCGAGGAT  
 14341 GCCGGCGAGG GTGCCGAGC CGCCGGTGAT GACGACGGC CCCTCGGGT CCAGCGGCCG

-continued

14401 CGGGACCGTG AGGACGATCT TGCCGGTGTG CTCGCCCGG CTCATGGTCG CCAGCGCCTC  
 14461 GCGGACCTGC CGCATGTCGT GCACCGTCAC CGGCAGCGGG TGCAGCACAC CGCGCGCGAA  
 14521 CAGGCCGAGC AGCTCCGCGA TGATCTCCTT GAGCCGGTCG GGCCCCGCGT CCATCAGGTC  
 14581 GAACGGTTCG TGGACGGCGT GCCGGATGTC CGTCTTCCCC ATCTCGATGA ACCGGCCACC  
 14641 CGGCAGGAGC AGGCCGACGG ACGCGTCGAG GAGTTCACCG GTGAGCGAGT TGAGCACGAC  
 14701 GTCGACCGGC GGGAACGCGT CGGCGAACGC GGTGCTGCGG GAATCGGCCA GATGCGCTCC  
 14761 GTCCAGGTCC ACCAGATGGC GCTTCGCGGC GCTGGTGGTC GCGTACACCT CCGCGCCCAG  
 14821 GTGCCGCGCG ATCTGCCGGG CGGCGGAACC GACACCGCCG GTGGCCGCGT GGATCAGGAC  
 14881 CTTCTCGCCG GGGCGCAGCC CGGCGAGGTC GACCAGGCCG TACCACGCGG TCGCGAACGC  
 14941 GGTCATCACG GACGCCGCCT GCGGGAACGT CCAGCCGTCC GGCATCCGGC CGAGCATCCG  
 15001 GTGGTCCGCG ATGACCGTGG GGCCGAAGCC GGTGCCGACG AGGCCGAAGA CGCGGTCCGC  
 15061 CGGTGCCAGA CCGGAGACGT CGGCGCCGGT CTCCAGGACG ATGCCCGCGG CCTCGCCGCC  
 15121 GAGCACGCCC TGACCGGGGT AGGTGCCGAG CGCGATCAGC ACATCGCGGA AGTTCAGGCC  
 15181 CGCCGCACGC ACACCGATCC GGACCTCGGC CGGGGCGAGG GGGCGCCGGG GCTCCGCCGA  
 15241 GTCGGCCGCG GTGAGGCCGT CGAGGGTGCC CGTCCGCGCC GGCCGGATCA GCCACGTGTC  
 15301 GCTGTCCGGC ACGGTGAGCG GCTCCGGCAC CCGGGTGAGG CCGGCCGCCT CGAACCGGCC  
 15361 GCCGCGCAGC CGCAGACGCG GCTCGCCGAG TGCAGCGCG ATGCGCTGCT GCTCGGGGGC  
 15421 GAGCGTGACG CCGGACTCGG TCTCGACGTG GACGAACCG CCGGGCTGCT CGGCCTGGGC  
 15481 GCGCGCAGC AGTCCGGCCG CCGCGCCGCT GCGAGGCCG GCGGTGGTGT GCACGAGCAG  
 15541 ATCCCGCCG GAGCCGGTCA GGGCGGTGAG CAGCCGGGTG GTGAGCGCAC GCGTCTCGGC  
 15601 CACCGGGTCG TCGCCATCAG CGGCAGGCAA CGTGATGACG TCCACGTCGG TCGCGGGGAC  
 15661 ATCCGTGGGT GCGGCGACCT CGATCCAGGT GAGACGCATC AGGCCGGTGC CGACGGGTGG  
 15721 GGACAGCGGG CCGGTGCGGA CCGTCCGGAT CTCGGCGACG AGTTGGCCGG CGGAGTCGGC  
 15781 GACGCGCAGA CTCAGCTCGT CGCCGTCAG AGTGATCAG GCTCGGAGCA TGGCCGAGCC  
 15841 CGTGGCGACG AACCGGGCCC CCTTCCAGCC GAACGGCAGA CCCGCAGCGC TGTCTCCGG  
 15901 CGTGGTGAGG GCGACGGCGT GCAGGGCCGC GTCGAGCAGC GCCGGATGCA CACCGAAAACC  
 15961 GTCCGCCTCG GCGGCCTGCT CGTCGGGCAG CGCCACCTCG GCATACACGG TGTACCATC  
 16021 ACGCCAGGCA GCCCGCAACC CCTGGAACGC CGACCCGTAC TCATAACCGG CATCCCGCAG  
 16081 TTCGTCATAG AACCCCGAGA CGTCGACGGC CACGGCCGTG ACCGGCGGCC ACTGCGAGAA  
 16141 CGGCTCCACA CCGACAACAC CGGGGGTGTC GGGGGTGTG GGGGTCAGGG TGCCGCTGGC  
 16201 GTGCCGGGTC CAGCTGCCCC TGCCCTCGGT ACGCGCGTGG ACGGTCACCG GCCGCCGTCC  
 16261 GGCTCATCA GCCCCTTCCA CGGTCACCGA CACATCCACC GCTGCGGTCA CCGGCACCAC  
 16321 AAGGGGGGAT TCGATGACCA GCTCGTCCAC TATCCCGCAA CCGGTCTCGT CACCGGCCCG  
 16381 GATGACCAGC TCCACAAACG CCGTACCCGG CAGCAGGACC GTGCCCGCA CCGCGTGATC  
 16441 AGCCAGCCAG GGGTGAGTGC GCAATGAGAT CCGGCCAGTG AGAACAAAC CACCATCGTC  
 16501 GCGGGCAGC GCTGTGACAG CGGCCAGCAT CGGATGCGCC GCACCCGTCA ACCCGCCGC  
 16561 CGACAGATCG GTGGCACCGG CCGCCTCCAG CCAGTACCGC CTGTGCTCGA ACGCGTACGT  
 16621 GGGCAGATCC AGCAGCCGTC CCGGCACCGG TTCGACCACC GTGTCCAGT CCACTGCCGT  
 16681 GCCCAGGGTC CACGCCTGCG CCAACGCCGT CAGCCACCGC TCCAGCCGC CGTCACCGGT  
 16741 CCGCAACGAC GCCACCGTGT GAGCCTGCTC CATCGCCGGC AGCAGCACCG GATGGGCACT

-continued

16801 GCACTCCACG AACACCGACC CATCCAGCTC CGCCACCGCC GCGTCCAACG CCACCGGACG  
 16861 ACGCAGATTC CGGTACCAGT ACCCCTCATC CACCGGCTCC GTCACCCAGG CGCTGTCCAC  
 16921 GGTCGACCAC CACGCCACCG ACGCGGCCTT CCCTGCCACC CCCTCCAGTA CCTTGGCCAC  
 16981 TTCATCCTCG ATGGCTTCCA CGTCGGGCGT GTGGGAGGCG TAGTCGACCG CGATACGACG  
 17041 CACCCGCACG CCTTCGGCCT CATAACCGGC CACCACCTCC TCCACCGCCG ACGGGTCCCC  
 17101 CGCCACCACC GTCGAAGCCG GGCCGTTACG CGCCGCGATC CACACACCCT CGACCAGACC  
 17161 GACCTCACCG GCCGCCAACG CCACCGAAGC CATCGCTCCC CGCCCGGCCA GTCGCGCCGC  
 17221 GATGACCTGA CTGCGCAATG CCACCACGCG GCGGCGTCC TCGAGGCTGA GGGCTCCGGC  
 17281 CACGCACGCC GCCGCGATCT CGCCCTGGGA GTGTCCGATC ACCGCGTCCG GCACGACCCC  
 17341 ATGCGCCTGC CACAGCGCGG CCAGGCTCAC CGCGACCGCC CAGCTGGCCG GCTGGACCAC  
 17401 CTCCACCCGC TCCGCCACAT CCGGCCGCGC CAACATCTCC CGCACATCCC AGCCCGTGTG  
 17461 CGGCAGCAAC GCCTGAGCGC ACTCCTCCAT ACGCGCGCGG AACACCGCGG AGTGGCCAT  
 17521 GAGTTCACG CCCATGCCGA CCCACTGGGC GCCCTGGCCG GGAAGACGA ACACCGTACG  
 17581 CGGCTGGTCC ACCGCCACAC CCGTCACCCG GGCATCGCCC AGCAGCACCG CACGGTGACC  
 17641 GAAGACAGCA CGCTCCCGCA CCAACCCCTG CGCGACCGCG GCCACATCCA CACCACCCC  
 17701 GCGCAGATAC CCCTCCAGCC GCTCCACCTG CCCCCGAGA CTCACCTCAC CACGAGCCGA  
 17761 CACCGGCAAC GGCACCAACC CGTCAACAAC CGACTCCCA CGCGACGGCC CAGGAACACC  
 17821 CTCAAGGATC ACGTGC GCGT TCGTACCGCT CACCCCGAAC GACGACACAC CCGCATGCGG  
 17881 TGCCCGATCC GACTCGGGCC ACGGCCTCGC CTCGGTGAGC AGCTCCACCG CACCGGCCGA  
 17941 CCAGTCCACA TCGGACGACG GCTCGTCCAC ATGCAGCGTC TTCGGCGCGA TCCCGTACCG  
 18001 CATCGCCATG ACCATCTTGA TCACACCGGC GACACCCGCC GCCGCCTGCG CATGACCGAT  
 18061 GTTCGACTTC AACGAACCCA GCAGCAGCGG AACCTCACGC TCCTGCCCGT ACGTCGCCAG  
 18121 AATGGCCTGC GCCTCGATGG GATCGCCCAG CGTCGTCCCC GTCCCGTGCG CCTCCACCAC  
 18181 GTCCACATCG GCGGCGCGCA GTCCGGCGTT CACCAACGCC TGCTGGATGA CACGCTGCTG  
 18241 GGACGGGCCG TTGGGGGCGG ACAGCCCGTT GGAGGCACCG TCCTGGTTCA CCGCCGACCC  
 18301 GCGGACGACC GCGAGAACGG TGTGTCCCTT GCGCTCGGCG TCGGAGAGCC GCTCCAGCAC  
 18361 AAGAACGCCG GCGCCCTCCG CCCAGCCGGT GCCGTTGGCG GCGTCCGCGA ACGCGCGGCA  
 18421 GCGGCCGTCG GGGGAGAGTC CGCCCTGCTG CTGGAATTC ACGAACCCGG TCGGGGTCGC  
 18481 CATGACGGTG ACACCGCCGA CCAGCGCCAG CGAGCACTCC CCGTGGCGCA GTGCGTGCCC  
 18541 GGCCTGGTGC AGCGCGACCA GCGACGACGA GCACGCCGTG TCCACCGTGA ACGCCGGTCC  
 18601 CTGGAGCCCA TAGAAGTACG AGATCCGGCC GGTGAGCACG CTGGGCTGCA TGCCGATCGA  
 18661 GCCGAACCCG TCCAGGTCCG CGCCGACGCC GTACCCGTAC GAGAAGGCGC CCATGAACAC  
 18721 GCCGGTGTG CTGCCGCGCA GTGTGCCCGG CACGATGCCC GCGCTCTCGA ACGCCTCCCA  
 18781 TGTGTTTCC AGCAGGATCC GCTGCTGGGG GTCCATGGCC CGTGCCTCAC GGGGCTGAT  
 18841 GCCGAAGAAC GCGGCATCGA AGCCGGCGGC GTCGGAGAGG AAGCCGCCG GGTCCGTGTC  
 18901 CGATCCGCCG GTGAGGCCGG ACGGGTCCCA GCCACGGTCG GCCGGGAAGC CGGTGACCGC  
 18961 GTCGCCGCCA CTGTCCACCA TCGCCACAG GTCGTCCGGC GAGGTGACGC CGCCCGGACG  
 19021 TCGGCAGGCC ATGCCACGA TGGCCAGCGG TTCGTCACGG GTCGCGCGG CTGTGGGAAC  
 19081 AGCGACCGCT GCGGCACCAC CGACCAGAGC CTCGTCCAAC CGCGACGCGA TGGCCCGCGG  
 19141 CGTCGGGTAG TCGAAGACAA GCGTGGCGGG CAGTCGGACA CCGGTCGCCG CGGCGAGTCG

-continued

19201 GTTCCGCAGT TCGACGGCGG TCAGCGAGTC GATACCCAGT TCCTTGAAGG CCGCGTCCGC  
 19261 GGACACGTCC GCGGCGTCCG CGTGGCCGAG CACCGCCGCC GCGTTGTTCG GGACCAGTGC  
 19321 CAGCAGCGCG GTGTCCCGCT CAGCGCCGGA CATGGTGCCG AGCCGGTCGG CGAGCGGAAC  
 19381 GCGGGTGGCC GCCGCCGGG GCGATACGGC GCGGCGCAGA TCGGCGAAAA GCGGCGATGT  
 19441 GTGCGCGGTG AGGTCCATCG TGGCCGCCAC GCGAACGCG GTGCCGGTTC CGGCCGCGGC  
 19501 TTCCAGCAGG CGCATGCCCA CACCGGCCGA CATGGGGCGG AAACCGCCGC GCGGACACG  
 19561 GGTGCGGTTG GTGCCGCTCA TGCTGCCGGT GAGTCCGCTG TCATCGGCC AGAGGCCCA  
 19621 GGCCAGCGAC AGCGCGGGCA GTCCTTCGGC ATGGCGCAGC GTCGCGAGTC CGTCGAGGAA  
 19681 CCCGTTCCGC GCCGAGTAGT TGCCCTGGCC GCGGCCGCC ATGATGCCCG CGACGGACGA  
 19741 GTAGAGGACG AACGAGCGCA GGTCCGCGTC CCGGTCAGC TCGTGCAGGT GCCAGGCGCC  
 19801 GTCGGCTTTG GGGCGCAGTG TGGTGGCGAG CCGCTCCGGG GTGAGTGCCG TGGTCACGCC  
 19861 GTCGTCGAGC ACGGCTGCCG TGTGGAAGAC CGCCGTGAGC GGCCTGCCGG CGGCGCGAG  
 19921 CGCGGCGGCG AGCTGGTCCC GGTCCGGCAG GTCACAGCGG ATGTGGACAC CGGGAGTGTC  
 19981 CGCCGGCGGT TCGCTGCGCG ACAGCAACAG GAGGTGGCGG GCGCCATGCT CGGCGACGAG  
 20041 ATGCCGGGCG AGGAGACCTG CCAGCACACC CGAGCCGCCG GTGATGACCA CCGTGCCGTC  
 20101 CGGGTCGAGC AGCGGTTCCG GCGTTTCCGC GCGGCCCGTG CGGGTGAACC GCGGCGTTC  
 20161 GTACCGGCCG TCGGTGACGC GGACGTACGG CTCGGCCAGT GTCGTGGCGG CGGCCAGCGC  
 20221 CTCGATGGGG GTGTCGGTGC CGTCTCCAC CAGCACGAAC CGGCCGGGT GCTCGGCCTG  
 20281 GCGGACCCG ACAGAGCCGG CGACCGCTCC TCCGACCGGT CCCGCGTCGA TCCGGACGAC  
 20341 GAGGGTGGTC TCCGCAGGGC CGTCCTCGGC GATCACCCGG TGCAGCTCGC CGAGCACGAA  
 20401 CTCGGTGAGC CGGTACGTCT CGTCGAGGAC ATCCGCGCCC GGTTCGGGA GCGCGGAGAC  
 20461 GATGTGGACC GCGTCCGCAG GACCGGGCCC GGGAGTGGG AGCTCGGTCC AGGAGAGGCC  
 20521 GTACAAGGAG TTCCGTACGA CGCGGCGTC GCCGTCGAG TTCACCGGTC GCGCGGTCAG  
 20581 CGCGGCGACG GTCACCACCG GTTGGCCGAC CCGGTCCGTC GCATGCACGG CAGCGCCGTC  
 20641 CCGGCCCTGA GTGATCGTGA CGCGCAGCGT GGTGGCCCCG GTCGTGTGGA ACCGCACGCC  
 20701 GCTCCACGAG AACGGCAGCC GCACCTCCGC TTCTGTTCG GCGAGCAGCG GCAGGCAGGT  
 20761 GACGTGCAAG GCCGCGTCGA ACAGCGCCGG GTGGACCCA TAGTGCGGCG TGTCGTCCGC  
 20821 CTGTTCCCCG GCGATCTCCA CCTCGGCGTA CAGGGTTTCG CCGTCGCGCC AGGCGGTGCG  
 20881 CAGTCCCTGG AACGCTGGGC CGTAGCTGTA GCCGGTCTCG GCCAGCCGCT CGTAGAACGC  
 20941 GCTCACGTCG ACGCGTCGCG CGCCCGGCGG CCGCCACGCG GCGGCGGGA CCGCCGCGAC  
 21001 GCTTCCGGCC CGGCCGAGGG TGCCGCTGGC GTGCCGGGTC CAGCTGTCCG TGCCCTCGGT  
 21061 ACGCGCGTGG ACGGTCACTC GCCCGCTCC GGCCTCATCG GCCCTTCGA CGGTCACCGA  
 21121 CACATCCACC GCGCCGGTCA CCGGCACCAC GAGCGGGGTC TCGATGACCA GTTCATCCAC  
 21181 CACCCGCAA CCGGTCTCGT CACCGGCCCG GATGACCAGC TCCACAAACG CCGTACCCGG  
 21241 CAGCAGAACC GTGCCCCGCA CCGCGTGATC AGCCAGCCAG GGATGCGTAC GCAACGAGAT  
 21301 CCGGCCACTG AGAACAACAC CACCACCGTC GTCGGCGGGC AGTGCTGTGA CGGCGGCCAG  
 21361 CATCGGATGC GCCGCCCGG TCAGCCCGG CCGGACAGA TCGGTGGCAC CGGCCGCTC  
 21421 CAGCCAGTAC CGCCTGTGCT CGAACCGGTA GGTGGGCGA TCGAGCAGCC GTCCCGGCAC  
 21481 CGGTTCGACC ACCGTGTCCC AGTCCACTGC CGTGCCAGG GTCCACGCCT GCGCCAACGC  
 21541 CGTCAGCCAC CGCTCCCAGC CGCCGTCACC GGTCCGCAAC GACGCCACCG TGTGAGCCTG

-continued

21601 TTCCATCGCC GGCAGCAGCA CCGGATGGGC GCTGCACTCC ACGAACACGG ACCCGTCCAG  
 21661 CTCCGCCACC GCCGCGTCCA GCGCGACGGG GCGACGCAGG TTCCGGTACC AGTAGCCCTC  
 21721 ATCCACCGGC TCGGTCACCC AGGCGCTGTC CACCGTGGAC CACCAGGCCA CCGACCCGGT  
 21781 CCCGCCGGAA ATCCCCTCCA GTACCTCGGC CAACTCGTCC TCGATGGCTT CCACGTGGGG  
 21841 CGTGTGGGAG GCGTAGTCGA CCGCGATACG GCGCACTCGC ACGCCTTCGG CCTCGTACCG  
 21901 CGTCACCACT TCTTCCACCG CGGACGGGTC CCCC GCCACC ACAGTCGAAG ACGGGCCGTT  
 21961 ACGCGCCGCG ATCCACACGC CCTCGACCAG GTCCACCTCA CCGGCCGGCA ACGCCACCGA  
 22021 AGCCATCGCC CCCC GCCCGG CCAGCCGCC GCGGATCACC TGGCTGCGCA AGGCCACCAC  
 22081 GCGGGCGGCG TCCTCAAGGC TGAGGGCTCC GGCCACACAC GCCGCCGCGA TCTCGCCCTG  
 22141 GGAGTGTCCG ACCACCGCGT CCGGCACGAC CCCATGCGCC TGCCACAGCG CGGCCAGGCT  
 22201 CACCGCGACC GCCCAGCTGG CCGGCTGGAC CACCTCCACC CGCTCCGCCA CATCCGGCCG  
 22261 CGCCAACATC TCCCGCACAT CCCAGCCCGT GTGCGGCAAC AACGCCCGCG CACTCTCCTC  
 22321 CATAAGAGCC GCGAACACCG CAGAACACGC CATCAACTCC ACACCCATGC CCACCCACTG  
 22381 AGCACCTGTC CCGGAAAGA CGAACACCGT ACGCGGCTGA TCCACCGCCA CACCCATCAC  
 22441 CCGGGCATCG CCCAACACA CCGCACGGTG ACCGAAGACA GCACGCTCAC GCACCAACCC  
 22501 CTGCGCGACC GCGGCCACAT CCACACCACC CCCGCGCAGA TACCCCTCCA GCCGCTCCAC  
 22561 CTGCCCCCGC AGACTCACCT CACTCCGAGC CGACACCGGC AACGGCACCA ACCCATCGAC  
 22621 AGCCGACTCC CCACGCGACG GCCCGGGAAC ACCCTCAAGG ATCACGTGCG CGTTCGTACC  
 22681 GCTCACCCCG AAAGCGGAGA CACCGGCCCG GCGCGGACGT CCCGCGTCGG GCCACGCCCG  
 22741 CGCCTCGGTG AGCAGTTCCA CCGCGCCCTC GGTCCAGTCC ACATGCGACG ACGGCTCGTC  
 22801 CACATGCAGC GTCTTCGGCG CGATGCCATA CCGCATCGCC ATGACCATCT TGATGACACC  
 22861 GCGGACACCC GCAGCCCCCT GCGCATGACC GATGTTTCGAC TTCAACGAAC CCAGCAGCAG  
 22921 CGGAACCTCA CGCTCCTGCC CGTACGTCGC CAGAATCGCG TCGCCTCGA TGGGATCGCC  
 22981 CAGCGTCGTC CCCGTCCCCT GCGCCTCCAC CACGTCCACG TCGGCGGGGG CGAGCCCCGC  
 23041 CTTGTGGAGG GCCTGGCGGA TGACGCGCTG CTGGGAGGGG CCGTTGGGTG CGGAGATGCC  
 23101 GTTGGAGGCG CCGTCCTGGT TGACGGCGGA GGAGCGGACG ACCGCGAGGA CGGTGTGTCC  
 23161 GTTGCCTCG GCGTCGGAGA GCTTTTCGAC GACGAGGACG CCGGCCCCCT CGGCGAAACC  
 23221 GGTGCCGTCC GCCGCGTCAG CGAACGCCTT GCACCGTCCG TCCGGCGCGA CGCCGCCCTG  
 23281 CCGGGAGAAC TCCACGAAGG TCTGTGGTGA TGCCATCACT GTGACACCAC CGACCAGCGC  
 23341 CAGCGAGCAC TCCCCGGTCC GCAGCGCCTG CCCGGCCTGG TGCAGCGCGA CCAGCGACGA  
 23401 CGAACACGCC GTGTCGACCG TGACCGCCGG ACCCTCCATG CCGAAGAAGT ACGACAGCCG  
 23461 TCCGCGGAGC ACCGCGGGCT GTGTGCTGTA GGCGCCGAAT CCGCCAGGT CCGCGCCCGT  
 23521 GCCGTAGCCG TAGTAGAAGC CGCCGACGAA GACGCCGGTG TCGCTGCCGC GCAGGGTGTG  
 23581 CGGCACGATG CCGGCGTGTT CGAGCGCCTC CCAGGCGATT TCGAGGAGGA TCCGCTGCTG  
 23641 CGGTTCGAGT GCGGTGGCCT CGCGCGGACT GATGCCGAAG AACCGGGCAT CGAAGTCGGC  
 23701 GCGCCCCGCG AGTGCGCCGG CCCGCCCGGT GCGGACTCG GCGGCGGCGT GCAGCGCGGC  
 23761 CACGTCCCAG CCGGCGTCCG TGGGGAAGTC GCCGATCGCG TCGGCGCCGT CCGCGACGAG  
 23821 CTGCCACAGC TCTTCCGGTG AGGTGACGCC GCCCGGAGT CCGCAGGCCA TGCCGACGAC  
 23881 GCGGAGCGGC TCGTTCGCCG CGGCGCGCAG CGCGGTGTTT TCCCGCGGA GCTGCGCGTT  
 23941 GTCCTTGACC GACGTCCGCA GCGCCTCGAT CAGGTCGTTT TCGGCCATCG CCTCATCCCT

-continued

24001 TCAGCACGTG CGCGATGAGC GCGTCTGCGT CCATGTCGTC GAACAGTTCG TCGTCCGGCT  
24061 CCGCGGTCGT GGTGCTCGCG GGTGCCTGTG CCGGTGGTTC ACCGCCGTCC GGGGTCCCGT  
24121 TGTCGTCCGG GGTCCCCTTG ACGTCCGGGG CCAGGAGGGT CAGCAGATGA CGGGTGAGCG  
24181 CGCCGGCGGC GGGATAGTCG AAGACGAGCG TGGCCGGCAG CGGAATGCCG AGGGCCTCGG  
24241 AGAGCCGGTT GCGCAGGCCG AGCGCGGTGA GCGAGTCGAC CCCGAGGTCC TTGAACGCCG  
24301 TGGTGGCCGT GACCGCCGCC GCGTCGGTGT GGCCAGCAG GGTGGCGGCG GTGTCCGGGA  
24361 CGACGCCGAG CAGCACCTGT TCCCGTTCTT TGTGGGGCAG GTCCGGCAGG CGTTCAGCA  
24421 GGGAGCCGCC GTCGGTCCGG GAGCGCCGGG TCGGGCGCTC GATCGGTCCG CACAGCGGTG  
24481 ACGGGTCGCC GGGCCCGGGT GGGGCGGTG CCACGACCAC CGCTTCCCCG GTGGCGCACG  
24541 CGGCGTCGAG GAGGTCGGTC AGCCGGTCCG CCGCGGCGGT GAACGCCACG GCCGGCAGGC  
24601 CTTGTGCCCG GCGCAGGTCG GCCAGGGCCT GGAGCGGTCC GGCCGCCTCG CCGGACGGAA  
24661 CCGCGAGAAC GAACCGGTC AGGTCGAGGT CGCGGGTCAG GCGGTGCAGT TCCCAGGCCG  
24721 ACTCGGCGGT GCCGTCCGG TGGACGACCG CCGTCACCGG GGTTTCCGCC ACTGTGCCCG  
24781 GCTCGTACCG GATCACTTCG GCGCCGTGTC CGCCGAGGTG TCCGGCGAGT TCCTCCGAAC  
24841 CGCCCGGAG GAGGACGGTG TCGCCGTACG AGGCCCGGCG CGTGGTGGGC GCGGCGGGGA  
24901 CGAGGCGGGG CGCTTCGAGG CGCCCGTCGG CCAGGCGCAC GTCCGGTTCG TCGAGGCGGG  
24961 AGAGGGCGGC GGC CGCGCGG GGGGTGACCG TCTCGGTGGT CTCCACGAGC ACGAGCCGGC  
25021 CCGGTTCGCG GGTGTCGAGC AGTGCGGCCA CGGCACCGC GACGGGCCCC GCCTCGGCGG  
25081 ACACCACCAG CGTGGCGCCG GCGGTCCCTG GGTGTCCTCAG TCGGTACGG ACCTCGTCGG  
25141 GACCGGATAC CGGGACGACG ATGACGTCGG GCGTGGCGTC GTCCCGAGG TCGGTGTACC  
25201 GCGGGCCCGT GGTGCCGGGT GCCCGCGGG CCCGACGCC GGTCCAGGTG CGCCGAACA  
25261 GCCGCACGTC CCCGTCCGG CCCGTCTGG CCGGGGGCCG GGTGATGAGC GAGCCGATCT  
25321 GAGCCACCG CCGTCCCAGT TCGTCGGCGA GGTGCACGCG GCGCCGCC TCGCCCTCGC  
25381 CGTGGACGAA GGTGACGCG AGTTTCGTGG CGCCGCTGGT GTGGACACGG ACGCCGGTGA  
25441 ACGGAACGG CAACCGTACC CCCGCTTCT CGGCGGCCG GCCGATGCTG CCCGCTTGCA  
25501 GCGCGGTGAC GAGCAGCGCC GGGTGCAGTG TGTAGCGGG GCGTCCCTG GCGAGGGCGC  
25561 CGTCGAGGG GACTTCGGCG CAGACGGTGT CTCCGTGGCT CCACGCGCG GACATGCCGC  
25621 GGAACTCGGG GCCGAACTCG TATCCCGCGT CGTCGAGTCG CTGGTAGAAG GCCCGACGT  
25681 CGACCGGTT CGCGTGCTCG GCGCGCCAGG GCCCGGCGT GGTGGCCGGT TCGGTGGTGG  
25741 CGATGCCGGC GAAGCCGGAG GCGTGGCGGG TCCATGTCCG GTCGCCGTCC GTCCGGCGT  
25801 GGACGCGCAC GGCACGGCGT CCGGTGTGCT CCGGCGCGG GACGGTCACG CGCACCTGGA  
25861 CGGCGCCGGT GCGGGCAGG ACCAGCGGTG TCTCGACGAC CAGTTCGTG AGCAGGTGCG  
25921 AGCCTGCCTC GTCGGCGCCG CGTCCGGCCA ATTCCAGGAA GCGGGTCCG GGCAGCAGTA  
25981 CCGCGCCGTC GACGGAGTGA CCGCCAGCC ATGGGTGGGT GGCCAGCGAG AACCGCCGG  
26041 TGAGCAGCAC CTCGTCCGAG TCGGGGAGCG CCACCGACG GCGGAGCAG GGGTGGTCCA  
26101 CCGGTCGAG TCCGAGGCC GAAGCGTCCG TGCCGGCCG GGTCTCGATC CAGTAGCGCT  
26161 CATGGTGGAA GCGTATGTG GCGAGGTGCT GTGCCGTGCG CGTCGCGGGG ACGACCGCC  
26221 CCCAGTCGAC GGGCACGCC GTTGTGTGCG CCTCGGCCG CCGGTGAGC AGCCGGTGA  
26281 CTCCCCGCC GCGGCGGAG GTGGCGACG TCGCGCCGT GATCGCGGGC AGCAGCACGG  
26341 GGTGCGCGCT GACCTCGAC AACACGGTGT CACCCGGCTC GCGGGCAGG GTCACGGCCG



-continued

26401 TGGCGAAGCC TACGGGGTGG CGCATGTTGC GGAACCAGTA CTCGTCGTCG AGCGGCGCGT  
 26461 CGATCCAGCG TTCGTGCGCG GTGGAGAACC ACGGGATCTC GGGCGTGCGC GAGGTGGTGT  
 26521 CCGCGACGAT CCGCTGGAGT TCGTCGTACA GCGGGTCGAC GAACGGGGTG TGGGTCGGGC  
 26581 AGTCGACGGC GATGCGGGCG ACCCAGACGC CGCGGGGCTC GTAGTCGGCG ATCAGCGTTT  
 26641 CGACGGCGTC CGGGCGCCCG GCGACGGTCG TGGTGGTGGC GCCGTTGCGG CCCGCGACCC  
 26701 AGACGCCGTC GATCCGGGCG GCATCCGCCT CGACGTCGGC GGCCGGGAGC GCGACCGAGC  
 26761 CCATCGCGCC GCGTCCGGCG AGTTCGCGCA GGAGCAGGAG AACGCTGCGC AGCGCGACGA  
 26821 GCGGGGCACC GTCCTCCAGG GTGAGCGCTC CGGCGACACA GGCCGCGGCG ATCTCGCCCT  
 26881 GGGAGTGTC GATGACGGCG TCCGGGCGTA CGCCCGCGGC CTCCCACACG GCGGCCAGCG  
 26941 ACACCATGAC GGCCAGCAG ACGGGGTGCA CGACGTCGAC GCGGCGGGTC ACCTCCGGGT  
 27001 CGTCGAGCAT GCGGATGGGG TCCCAGCCCG TGTGCGGGAT CAGCGCGTCG GCGCATTTGGC  
 27061 GCATCCTGGC GGCGAACACC GGGGAGGCCG CCATCAGTTC GACGCCCATG CCGCGCCACT  
 27121 GCGGTCCCTG TCCGGGGAAG ACGAAGACGG TGC GCGGCTC GGTGAGCGCC GTGCCGGTGA  
 27181 CGACGTCGTC GTCGAGCAGC ACGGCGCGGT GCGGGAACGT CGTACGCCTG GCGAGCAGGC  
 27241 CCGCGGCGAT GCGCGCGGG TCGTGGCCCG GACGGGCGGC GAGGTGCTCG CGGAGTCGGC  
 27301 GGACCTGGCC GTCGAGGGCC GTGGCGGTCC GCGCCGAGAC GGGCAGTGGT GTGAGCGGCG  
 27361 TGGCGATCAG CGGCTCACCG GGCTTCGAGG CCGACGGCTC CTCGGCCGGC GGCTCCCCGG  
 27421 CCGGTGGGC TTCCAGCAGG ACGTGGGCGT TGGTGCCGCT GACGCCGAAG GAGGACACAC  
 27481 CGGCGCGCCG CGGGCGGTCT GTCTCGGGCC AGGGCCGGGC ATCGGTGAGG AGTTCGACGG  
 27541 CGCCGGCCCT CCAGTCGACG TCGCAGCAGC GCGTGTCCAC GTGCAGGGTG CGCGGCAGGG  
 27601 TGCCGTGCCG CATGGCGAGG ACCATCTTGA TGACACCGGC GACACCCGCG GCGGCCTGAG  
 27661 TGTGGCCGAT GTTGGACTTC AGCGAGCCCA GCAGCACCAG GGTGTCGCGC CCCTGCCCGT  
 27721 AGGTGGCCAG CACCGCCTGT GCCTCGATGG GATCGCCAG CCTGGTGCCG GTGCCGTGCG  
 27781 CCTCCACGGC GTCCACGTCC GCCGGGGTGA GCCCGGCGTT GGCCAGGGCC TGCCGGATCA  
 27841 CCCGCTCCTG CGAGGGCCCG TTCGGGCGCG ACAACCCGTT GGAAGCACCG TCCTGGTTGA  
 27901 CCGCCGAACC CCGGACAACC GCCAGCACAC GGTGGCCGTT GCGCTCGGCA TCGGAGAGCC  
 27961 TCTCGACGAT CAGCACACCG GACCCCTCGG CGAAACCGGT GCCGTCAGCC GCATCCGCGA  
 28021 ACGCCTTGCA GCGCGCGTCG GCGCGGAGAC CCCGCTGCTG GGAGAACTCG ACGAAGCCGG  
 28081 ACGGCGAGGC CATCACCGTG ACGCCGCCGA CCAGGGCGAG CGAGCATTCG CCGGAGCGCA  
 28141 GTGACTGCCG GGCCTGGTGC AGCGCCACCA GCGACGACGA ACACGCCGTG TCGACCGTGA  
 28201 CCGCCGGACC CTCCAGACCG TAGAAGTACG ACAGCCGACC GGACAGCACA CTGGTCTGGG  
 28261 TGCCGGTTCG GCCGAAACCG CCCAGGTCGG TGCCGAGTCC GTACCCGTCG GAGAAGGCGC  
 28321 CCATGAACAC GCCGGTGTCT CTTCGCGCA GCGACTCCGG GAGGATCCCG GCGTGTTCCT  
 28381 GCGCCTCCCA CGAGGTCTCC AGGACCAGAC GCTGCTGCGG GTCCATCGCC AGCGCCTCAC  
 28441 GCGGACTGAT CCCGAAGAAC GCCGCGTCGA AGTCCGCCAC CCCGGCGAGG AAGCCACCAT  
 28501 GACGCACGGT CGACGTGCCG GGATGATCCG GATCGGGATC GTACAGCCCG TCCACGTCCC  
 28561 AACCACGGTC CGTCGGAAC GCCGTGATCC CGTACCACC CGACTCCAGC AGCCGCCACA  
 28621 AGTCCTCCGG CGACCGGACC CCACCCGCA GCCGGCAGGC CATCCCACG ATCGCCAACG  
 28681 GCTCGTCTG CCGGACGGCC GCGGTCGTGG TCGGGTTCGG CGATGCCGTC CGGCCGGACA  
 28741 GCGCCGCGGT GAGCTTCGCC GCGACGGCGC GCGGCGTCGG GAAGTCGAAG ACCGCGGTGG

-continued

28801 CGGGCAGCCG TACGCCCCGTC GCCTCGGTGA AGGCGTTGCG CAGCCGGATC GCCATGAGCG  
 28861 AGTCGACGCC GAGTTCCTTG AACGTGGCGG TCGCCTCGAC CCGTGCGGCA CCGTTCGTGGC  
 28921 CGAGTACGGC CGCGGTGCAC TGCCGGACGA CGGCGAGCAC GTCCTTTTCG GCGTCCGCGG  
 28981 CGGAGAGCCG CGCGATCCGG TCGGCGAGGG TGGTGGCGCC GGCCGCCCGG CGCCGCGGCT  
 29041 CCCGGCGCGG TCGCGCAGC AGGGGCGAGC TGCCGAGGCC GGCCGGGTCG GCGGCGACCA  
 29101 GCGCCGGGTC CGAGGACCGC AACGCCCGT CGAACAGCGT CAGTCCGCCT TCGGCGGTCA  
 29161 GCGCCGTCAC GCCGTCGCGG CGCATGCGGG CGCCGGTGCC GACCGTCAGC CCGCTCTCCG  
 29221 GTTCCACAG GCCCCAGGCC ACGGACAACG CGGGCAGTCC GGCTGCCCGG CGCTGTTCCG  
 29281 CCAGCGCGTC GAGGAACGCG TTCGCGGCCG CGTAGTTGCC CTGTCCGGGG CTGCCGAGCA  
 29341 CACCGGCGGC CGACGAGTAG AGGACGAACG CGGCCAGTTC CGTGTCTTGG GTGAGTTCGT  
 29401 GCAGGTGCCA CGCGGCGTCC ACCTTCGGGC GCAGCACCGT CTCGAGCCGG TCGGGGGTGA  
 29461 GCGCGGTGAG GACGCCGTCG TCGAGGACGG CCGCGGTGTG CACGACGGCC GTGAGCGGGT  
 29521 GCGCCGGGTC GATCCCCGCC AGTACGGAGG CGAGTTCGTC CCGGTCGGCG ACGTCGCAGG  
 29581 CGATCGCCGT GACCTCGGCG CCGGGCACGT CGCTCGCCGT GCCGCTGCGC GACAGCATCA  
 29641 GCAGCCGGCC CACGCCGTGG CGTTCGACGA GGTGGCGGCT GATGATGCCG GCCAGCGTCC  
 29701 CGGAGCCACC GGTGACGAGC ACGGTGCCGT CCGGGTCGAG CGCCGGAGCG TCACCCGCCG  
 29761 GGACCGCCGG GGCCAGACGG CGGGCGTACA CCTGGCCGTC ACGCAGCACC ACCTGGGGCT  
 29821 CATCGAGCGC GGTGGCCGCT GCGAGCAGCG GCTCGGCGGT GTCCGGGGCG GCGTCGACGA  
 29881 GGACGATCCG GCCGGGCTGT TCGGCCTGCG CGGTCCGCAC CAGTCCGGCG GCCGCGGCCG  
 29941 ACGCGAGACC GGGCCCCTG TGGACGGCCA GGACCGCGTC GGGGTACCGG TCGTCGGTGA  
 30001 GGAAGCGCTG CACGGCGGTG AGGACGCCCG CGCCCAGTTC GCGGGTGTCTG TCGAGCGGGG  
 30061 CACCGCCGCC GCCGTGCGCG GGGAGGATCA CCACGTCCGG GACCGTCGGG TCGTCGAGGC  
 30121 GGCCGGTCTG CGCGGTCTG GCGGCAGCT CCGGGAGCTC GGCCAGCACC GGGCGCAGCA  
 30181 GGCCCGAAC GGCTCCCGTG ATCGTCAGGG GCGCCCTGCG CACGGCGCCG ATGGTGGCGA  
 30241 CGGGCCCGCC GGTCTCGTCC GCGAGGTGTA CGCCGTCAGC GGTGACGGCG ACGGTACCG  
 30301 CCGTGGCGCC GGTGGCGTGG ACGCGGACGT CGTCGAACGC GTACGGAAGG TGGTCCCCTT  
 30361 CCGCGGCGAG GCGGAGTGG GCGCCGAGCA GCGCCGGGTG CAGGCCGTAC CGTCCGGCGT  
 30421 CGGCGAGCTG TCCGTCGGCG AGGGCCACTT CCGCCAGAC GCGTCTGTCG TCGGCCAGA  
 30481 CCGCGCGCGG GCGGGGAGC GCGGGCCCGT CCGTGTACCC GGCTCGGGCC AGACGGTCGG  
 30541 CGATGTCGTC GGGGTCCACC GGCCGGGCCG TGGCGGGCGG CCACGTCGAC GGCATCTCCC  
 30601 GCACGGCCGG GGCCGTCCGC GGGTCGGGGG CGAGGATTC GTGCGCGTGC TCGGTCCACT  
 30661 CCCCCGCCG GTGCCGCGTG TGCACGGTGA CCGCGCGCGG GCCGTCCGCC CCGGGCGCGC  
 30721 TCACCGTGAC GGAGAGCGCG AGCGCACCGG ACCGCGGCAG CGTGAGGGGG GTGTCCACGG  
 30781 TGAACGTGTC GAGGGCGCCG CAGCCGGCTT CGTCGCCC GC CGGATCGCC AGATCCAGGA  
 30841 GGGCCGCGGC GGGCAGCACC GCGAGGCCGT GCAGGGAGTG CGCCAGCGGA TCGGCGGCGT  
 30901 CGACCCGGCC GGTGAGCACC AGGTCGCCCG TGCCGGGCG GGTGACCGCC GCGGTCAGCG  
 30961 CCGGGTGC GC GACCGGCGTC TGTCGGCCG GGGCCGCGTC GCCCGCGGTC TGGGTGCCGA  
 31021 GCCAGTAGCG GACCCGCTCG AACGGGTACG TCGGCGGGTG CGAGGCGCGT GCCGGCGCGG  
 31081 GGTGATGAC CTTCCGCCAG TCAGCCGTGA CGCCGTCGGT GTGCAGCCGG GCGAGCGCGG  
 31141 TCAGGGCGGA TCGCGGTTCTG TCGTCGGCGT GCAGCATCGG GATGCCGTCG ACGAGTCGGG

-continued

31201 TCAGGCTCCG GTCCGGGCCG ATCTCCAGGA GCACCGCCCC GTCGTGCGCG GCGACCTGTT  
 31261 CCCCGAACCG GACGGTGTCT CGGACCTGTC GTACCCAGTA CTCCGGCGTG GTGCAGGCGG  
 31321 CGCCGCGGC CATCGGGATC CTCGGCTCGT GGTACGTCAG GCTCTCCGCG ACCTTCGGGA  
 31381 ACTCCTCGAG CATCGGCTCC ATCCGCGCCG AGTGGAACGC CTGGCTGGTC CGCAGGCGGG  
 31441 TGAACCGGCC GAGCCGGGCC GCGACGTCGA GCACCGCCTC CTCGTCACCG GAGAGCACGA  
 31501 TCGACGCGGG CCCGTTGACC GCGGCGATCT CCACGCCGTC CCGCAGCAGC GGCAGCGCGT  
 31561 CCCGTTCCGA CGCGATCAGC GCGGCCATCG CCCC GCCGGA CGGCAGCGCC TGCATCAGGC  
 31621 GGGCCCGTGC GGACACCAGC CTGCACGCGT CCTCCAGGGA CCAGACGCCG GCGACGTACG  
 31681 CGGCGGCCAG CTCGCCGATC GAATGGCCCA CGAAGGCGTC CGGGCGTACG CCCCACGCCT  
 31741 CGAGCTGTGC GCCGAGTGCG ACCTGGAGCG CGAACACCGC GGGCTGGGCG TACCCGGTGT  
 31801 CGTGGAGGTC GAGCCCGGCG GGCACGTCGA GGGCGTCCAG CACCTCGCGG CGAGTGCGGG  
 31861 CGAAGACGTC GTAGGCGGCG GCCAGTCCGT CGCCCATGCC GGGACGTTGT GAGCCCTGTC  
 31921 CGGAGAAGAG CCACACGAGG CGGCGGTCCG GTTCTGCGGC GCCGGTGACC GTGTCCGGTGC  
 31981 CGATCAGCGC GGCCCGGTGC GCGAAGGCCG TCGGGGCGAG CAGGGCCGCG GCCACCGCGC  
 32041 GCTCGTCCTC CTCGCCGGTG GCGAGGTGGG CGCGCAGGCG GTGTACCTGT GCGTCGAGTG  
 32101 CCTGCGGGGT GCGTGCCGAG AGCAGCAGGG GCAGCGGTCC GGTGTCGGGT GCCGGGGCGG  
 32161 GTTCGGGGGC CGGTCGGGGG TGGCTTTCGA GGATGATGTG AGCGTTGGTG CCGCTAACGC  
 32221 CGAAGGAGGA CACCCCGGCG CGCCGTGGGC GGTCCGTTTC GGGCCAGGGG CGGGCGTCGG  
 32281 TGAGGAGTTC GACGGCGCCG GCCGTCCAGT CGACGTGCGA GGACGGCGTG TCCACGTGCA  
 32341 GGGTGCCGCG CAGGGTGCCG TGCCGCATGG CGAGGACCAT CTTGATGACA CCGGCGACGC  
 32401 CCGCGGCGGC CTGAGTGTGG CCGATGTTGG ACTTCAGCGA GCCCAGCAGC ACCGGGGTGT  
 32461 CGCGATGCTG CCCGTAGGTG GCCAGTACCG CCTGCGCCTC GATGGGGTCG CCCAGCCTGG  
 32521 TCCCGGTGCC ATGCGCCTCG ACAGCGTCCA CATCCGCCGG GGTGAGCCCG GCGTTGGCCA  
 32581 GCGCCTGCCG GATCACCCGC TCCTGCGACG GCCCGTTCGG CGCCGACAAC CCGTTGGAAG  
 32641 CACCGTCCTG GTTGACCGCC GAACCACGCA CGACCGCCAG GACATTGTGG CCGTGCCGCT  
 32701 CGGCGTCGGA GAGCCTCTCG ACGATCAGCA CACCGGATCC CTCGGCGAAA CCGGTGCCAT  
 32761 CAGCCGCATC CGCGAACGCC TTGCAGCGGC CGTCCGGGGA GACGCCCCGC TGCTGGGAGA  
 38281 AGTCCACGAA GCCGGACGGC GAGGCCATCA CCGTGACGCC GCCGACCAGG GCCAGCGAGC  
 32881 ACTCCCCCGA GCGCAGCGAC TGCCCGCCT GGTGCAGCGC CACCAGCGAC GACGAACACG  
 32941 CCGTGTCCAC CGTGACCGCC GGACCCTCCA AACCGTAGAA GTACGACAGC CGACCGGACA  
 33001 GCACACTGGT CTGGGTGCTG GTGGCACCGA AACCGCCGCG GTCGGCTCCA GTGCCGTACC  
 33061 CGTAGAAGTA GCCGCCATG AACACGCCGG TGTCGCTTCC GCGCAGCGAC TCCGGGAGGA  
 33121 TCCCGGCGTG TTCCAGCGCC TCCCACGAGG TCTCCAGGAC CAGACGCTGC TGCGGGTCCA  
 33181 TCGCCAGCGC CTCACGCGGA CTGATCCCGA AGAACGCCGC GTCGAAGTCC GCCACCCCGG  
 33241 CGAGGAAGCC ACCATGACGC ACGGTCGACG TGCCCGGATG ATCCGGATCG GGATCGTACA  
 33301 GCCCGTCCAC GTCCCAACCA CCGTCCGTCG GAAACGCCGT GATCCCGTCA CCACCCGACT  
 33361 CCAGCAGCCG CCACAAGTCC TCCGGCGACG CGACCCACC CGGCAGCCGG CAGGCCATCC  
 33421 CCACGATCGC CAACGGCTCG TCCTGCCGGA CGGCCGCGGT CGGGGTACGC CGCCGGGTGG  
 33481 TGGCCCGCGC GCCGGCCAGT TCGTCCAGGT GGGCGGCGAG CGCCTGCGCC GTGGGGTGGT  
 33541 CGAAGACGAG CGTAGCGGGC AGCGTCAGGC CCGTCCGCTC GGCCAGCCGG TTGCGCAGTT

-continued

33601 CGACGCCGGT CAGCGAGTGC AAGCCCCTT CCCTGAACGC GCGCGCGGGT GCGATGGCGT  
 33661 GGGCGTCGCG GTGGCCGAGC ACCGCGGCAG CGCTGGTACG GACGAGGTCG AGCATGTCGC  
 33721 GCGCGGCCGC AGGTGCGGAC GTGCGCCGGA CGGCCGGCAC GAGGGTGCCT AGGACCGGCG  
 33781 GGACCCGGTC GGACGCGGCG ACGGCGGCGA GGTCGAGCCG GATCGGCACG AGCGCGGGCC  
 33841 GGTCGGTGTG CAGGGCCGCG TCGAACAGGG CGAGCCCCTG TCGGGCCGTC ATCGGGGTCA  
 33901 TGCCGTTGCG GCGGATGCGG GCCAGGTCCG TGGCGGTGAG CCGCCCGCCC ATCCCGTCCG  
 33961 CCGCGTCCA CAGTCCCAG GCGAGCGAGA CGGCGGGCAG CCCCTGGTGG TGCCGGTGGC  
 34021 GGGCGAGCGC GTCGAGGAAC GCGTTGCCGG TCGCGTAGTT GGCCTGACCC GCGCCGCCGA  
 34081 ACGTGGCGGA TATGGACGAG TACAGGACGA ACGCGGCCAG GTCGAGATCG CGCGTCAGCT  
 34141 CGTGCAGGTG CCAGGCGACG TCCGCCCTGA CCCGCGCAC GGCCTCCAC TGCTCCGGCC  
 34201 GCATGGTCGT CACGGCCGCG TCGTCGACGA TCCCGGCCAT GTGCACGACG GCGCGCAGCC  
 34261 GCTGGGCGAC GTCGGCGACG ACTGCGGCCA GCTCGTCGCG GTCGACGACG TCGGCGGGCA  
 34321 CGTACCGCAC GCGGTCTGTC TCCGGCGTGT CGCCGGGCGG GCCGTTGCGG GACACCACGA  
 34381 CGACCTCGGC GGCCTCGTGC ACGGTGAGCA GGTGGTCCAC GAGGAGGCGG CCGAGCCCGC  
 34441 CGGTGCCGCC GGTGACGAGG ACGGTCCCAG CGGTGAGCGG GGAGGTTCCG GTGGCCGCGG  
 34501 CGACACGGCG CAGACGGGCC GCACGCGCTG TGCCGTCGGC GACCCGGACG TGCGGCTCGT  
 34561 CGCCGCGGCG GAGCCCGGCC GCTATGGCGG CGGGCGTGAT CTCGTCCGCT TCGATCAGGG  
 34621 CGACGCGGCC GGGATGCTCC GTCTCCGCG TCCGGACCAG GCCCGGAGC GCTTCCTGCG  
 34681 CGGGATCGCC GGTACGGGTG GCCACGATGA GCCGGGATCG CGCCAGCGC GGCTCGGCGA  
 34741 GCCAGTCTG CACGGTGGTG AGCAGGTGCG GGCCAGCTC CCGGGTCCGG GCGCCGGGCG  
 34801 AGGTGCCCGG GTCGCCGGGT TCCACGGCCA GGACCACGAC CGGGGGGTGC TCGCCGTCGG  
 34861 GCACGTCGGC GAGGTACGTC CAGTCGGGGA CCCCTGACGC GGGCACGGC ACCCAGGCGA  
 34921 TCTCGAACAG CGCCTCGGCA TCGGGGTGCG CGGCCCGCAC GGTGAGGCTG TCGACGTCAA  
 34981 GGACCGGTGA GCCGTGCTCG TCCGTGGCGA CGATGCGGAC CATGTCGGGG CCGACGCGTT  
 35041 CCAGCAGCAC GCGCAGCGCG GTCGCGGCGC GCGCGTGGAT CCTCACGCCG GACCAGGAGA  
 35101 ACGCCAGCCG GCGCCGCTCC GGGTCCGTGA AGACCGTCCC GAGGGCGTGC AGGGCCGCGT  
 35161 CGAGCAGCAC GGGGTGCAGC CCGTACCGGG CGTCGGTGAG CTGTTCCGGC AGGCGGACCG  
 35221 ACGCGTAGGC GCGGCCCTCC CCCGTCCACA TCGCGGTGAT GGCCCGAAC GCGGGCCCGT  
 35281 ACGAGAGCGG CAGCGCGTCG TAGAAGCCGG TCAGGTGCGC CGGGTGCGG TCGGCGGGCG  
 35341 GCCAGTCCAC GGGCTCCGCC GGACCGCCAG TGTCCACGCT CAGCGCTCCG GTCGCACTGA  
 35401 GCCGCCAGGG GCCCGTGCCG GTACGGCTGT GCAGACTCAC CGACCCCGT CCGGACACCT  
 35461 CGGTTCCGAC GGTGGCCTGG ATCTCCGTGT CGCCGTCGCC GTCGACCACC ACCGGCGCGA  
 35521 GCAGGGTCAG CTCCGCGATC TCCGGCGTGC CGAGCCGGGC TCCCGCTTCG GCGAGCAGTT  
 35581 CCACGAGCGC CGAGCCGGGC ACGATGACCC GGCCGTCCAC CTCGTGGTGC GCGAGCCAGG  
 35641 GCTGACGGCG TACCGAGACA CCGCGGTGGC CAGCGCGCCC TCGCCGTCGG GCGAGGTGGA  
 35701 CCCACGAGCC GAGCAGCGGG TGGCCGGACG TTCCCGCCGG TTCCGCGTCG ATCCAGTAGC  
 35761 GGTCACGGCG GAACGGGTAC GTGGGCGAGC GCACCACCCG ACGCGTCGCG AACGACCAGG  
 35821 TGACGGGCAC GCCCCGGACC CAGAGCGCGG CGAGCGACCG AGTGAAGCGG TCCAGGCCGC  
 35881 CCTCGCCTCG CCGCAGTGTG CCGGTGACGA CCGTATGCGC ATGCCCGGCG AGCGTGTCTT  
 35941 CCAGTGGCGT GGTGAGCACG GGATGCGCGC TGACCTCGAC GAACGCGCGG TATCCGCGGT

-continued

36001 CCGCCAGGTG GCCGGTCGCG GCGGCGAACC GAACGGTGCG GCGCAGGTTG TCGTACCAGT  
 36061 AGGCGGCGTC CGCGGGCCGG TCCAGCCACG CCTCGTCCAC GGTGGAGAAG AACGGGACGT  
 36121 CCGGCGTGCG CGGAGTGATG CCGGCGAGAG CGTCGAGCAG CGCGCCGCGG ATCGTTTCGA  
 36181 CATGCGCGGT GTGCGACGCG TAGTCGACGG CGATCCGGCG GGC CGGGGG GTGGCGGCCA  
 36241 GCAGCTCCTC CACGGCGTCG GCCGCACCGG CGACAACGAT CGACGCGGGT CCGTTGACCG  
 36301 CGGCGACCTC CAGGCGCCCG GCCCACACGG CGGCGTCGAA GTCGGCGGGC GGCACCGAGA  
 36361 CCATGCCGCC CTGCCC GGCC AGTTCGGTGG CGACGAGTCG GCTGCGCACC GCGACGACCT  
 36421 TCGCGGCGTC GTCCAGGGTG AGCACCCCGG CGACGCAGGC CGCGGCGACT TCGCCCTGGG  
 36481 AGTGGCCGAC GACCGCGGCC GGGGCGACCC CGTGCACAG CCACAGCTCC GCCAGCGCCA  
 36541 CCATCACCGC GAACGACGCG GGCTGCACGA CATCGACCCG GTCGAACGCG GGCCTCCGG  
 36601 GCCGCTGGGC GATGACGTCC AGCAGGTCCC ATCCGGTGTG CGGGGCGAGC GCCGTGGCGC  
 36661 ACTCGCGGAG CCGCCGGGCG AACACGGGCT CGGTGGCGAG CAGTTCGGCA CCCATGCCGG  
 36721 CCCACTGGGA GCCCTGCCCG GGAACGCGA ACACGACACG TGTGTCGGTG ACGTCGGCGG  
 36781 TTCCCGTCAC GGCCCCGGC ACTTCGGCAC CACGGGCGAA CGCCTCCGCC TCTCGGGCCG  
 36841 GCACGACCGC CCGGTGGCGC ATGGCCGTCC GGGTGGTGGC GAGCGAGTGG CCGACCGCGG  
 36901 CCGCGGCGCC AGTGAGCGGG GCCAGCTGTC CCGCGACGTC CCGCAGTCCC TCCGGGGTCC  
 36961 GGGCCGACAT CGGCCAGACC ACGTCTCCGG GCACCGGCTC GGCTTCGGGT GCGGACACGG  
 37021 GTGCGGGCGC GGC GGGGGC CCGGCCTCCA GGACGACATG GGC GTTGGTG CCGCTGATGC  
 37081 CGAACGACGA GACACCCGCA CGCCGGGCGC GCCCGGTGAC CGGCCACGGC TCACTGCGGT  
 37141 GCAGCAGCCG GATGTGCGCG TCCAGTCCA CGTGCCGGGA CGGCTCGTCG ACGTGCAGCG  
 37201 TGCGCGGAG GACGCCGTGC CGCATCGCCA TGACCATCTT GATGACGCCG GCGACGCCGG  
 37261 CCGCGGCGCTG GGTGTGGCCG ATGTTGACT TGAGCGAGCC GATCAGCAGC GGATGCACGC  
 37321 GTTCGCGCCC GTAGCCACT TGCAGGGCCT GGGCCTCGAC GGGGTCGCCG AGACGGGTGC  
 37381 CGGTGCCGTG TGCCTCCAG GCGTCGACGT CACCCGGCGC CAGGCCGGCG TCGGGGAGCG  
 37441 CACGCTGGAT GACGCGCTGC TGCAGAGCC CGTTCGGGGC GGACAGCCCG TTCGACGCGC  
 37501 CCTCGGAGTT GACCGCGGAG CCGCGCACCA GCGCCAGCAC GGGGTGGCCG TGGCGGGTGG  
 37561 CGTCGGAGAG CCGCTCCAGC ACCAGGACAC CGGCGCCCTC GCGGAAGCTC GTGCCGTCCG  
 37621 CGGTGTCCGC GAAGGCCTTG GCACGGCCGT CGGGGGCGAG CCCGCGCTGC CGGGAGAACT  
 37681 CGACGAACCC GGTGTCGTC GCCATCACCG TGACACCGCC GACCAGGGCG AGCGAGCACT  
 37741 CCCCCGAGCG CAGCGACCGC GCGGCCTGGT TCAGCGCCAC CAGCGACGAC GAACACGCCG  
 37801 TGTGACGGT GACCGACGGG CCCTCCAGAC CGAAGTAGTA CGAGAGCCGC CCGGAGAGAA  
 37861 CCTGGTCCG CGTGCCGGTC GCCCCGAAAC CGCCAGGTC CACGCCCGCG CCGTAGCCCT  
 37921 GGGTGAACGC GCCCATGAAT ACGCCGGTGT CGCTGCCCGG GACGCTTTCG GGCAGGATGC  
 37981 CCGCTCGTTC GAACGCCTCC CACGACGCTT CGAGGACCAG ACGCTGCTGC GGGTCCATCG  
 38041 CCAGCGCCTC ACGCGGGCTG ATCCCGAAGA ACGCGGCGTC GAAGTCGGCG GCGCCGGTGA  
 38101 GGAAGCCGCC GTGACGCACG GAAACCTTGC CGACCGCGTC GGGGTTCCGG TCGTAGAGCG  
 38161 CGGCGAGGTC CCAGCCCGG TCGGCCGGGA ACTCGGTGAT CGCGTCCCGG CCGGAGTCGA  
 38221 CCAGCCGCCA CAGGTCCTCC GGTGACCGCA CGCCACCGGG CATCCGGCAC GCCATGGCCA  
 38281 CGATCGCCAG CGGCTCGTTC CCCGCCACCG TCGGTGCGGG CACTGTCCGC GCCGGAGCGG  
 38341 CAGGGGCCGG CTCACCCCGC CGTTCCTCAT CCAGGCGGGC GCGGAGCGCG GCCGGTGTCC

-continued

38401 GGTGGTCGAA GACGGCCGTC GCGGAGAGCC GTACCCCGCT CGTCTCGGCG AGGCTGTTGC  
 38461 GCAACCGGAC ACCGCTGAGC GAGTCGATGC CGAGGTCCCT GAACGCCGTC GTGGGCGTGA  
 38521 TCTCGGAGGC GTCGGCGTGG CCGAGCACGG CGGCCGTGGC CGCACACACG ATGGCCAGCA  
 38581 GGTACAGATC GCGGTCGCGG TCGCGGTGCG GGTGTCCCTC CGCACGGGCG GCGATGCGGC  
 38641 GCTCGGTCCG CTGCCGGACG GGCTCGGTGG GAATCGCCGC GACCATGAAC GGCACCTCCG  
 38701 CCGCGAGGCT CGCGTCGATG AAGTGGGTGC CCTCGGCCTC GGTGAGCGGC CGGAACCCGT  
 38761 CGCGCACCCG CTCCCGGTCG GCGTCGTCAA GTTGTCCGGT GAGGGTGCTG GTGGTGTGCC  
 38821 ACATGCCCCA GCGCATGGAG GTGGCGGGTT GGCCGAGGGT GTGGCGGTGC GTGGCGAGGG  
 38881 CGTCGAGGAA GGC GTTGGCG GCGGCGTAGT TTCCTTGTC GGGGCTGCCG AGGACGGCGG  
 38941 CCGCGCTGGA GTAGAGGACG AAGTGGGTGA GGGGTTGGTT TTGGGTGAGG TGGTGCAGGT  
 39001 GCCAGGCGGC GTTGGCTTTG GGGTGGAGGA CCGTGGTGGT GCGGTCGGGG GTGAGGGCGT  
 39061 CGAGGATGCC GTCGTCGAGG GTGGCGGCGG TGTGGAAGAC GCGGTCGAGG GGTGGGGGA  
 39121 TGTGGGCGAG GGTGGTGGCG AGTTGGTGGG GGTGCGCCGAC GTCGAGGGG AGGTGGGTGC  
 39181 CGGGGTGGT GTCGGGGGGT GGGGTGCGGG AGAGGAGGTA GGTGTGGGGG TGGTTCAGGT  
 39241 GCGGGCGGAG GATGCCGCGG AGGGTGCCGG AGCCGCCGGT GATGATGATG GCGTGTTCGG  
 39301 GGTGAGGGG GGTGGTGGTG GGTGGGGTGG TGGTGTGGAG GGGGTGAGG TGGGGTCGGT  
 39361 GGAGGGTGTG GTGGGTGAGG CGGAGGTGGG GGTGGTCGAG GGTGGCGAGT TGGGCCAGGG  
 39421 GGAGGGGAGT GTGGGGGTGG TCGGTTTCGA TGAGGCGGAT GCGGTGGGGC TGTTCGTTCT  
 39481 GGGCGGTGCG GGTGAGGCCG GTGACGGTGG CGCCGGCGGG GTCGGTGGTG GTGTGGACGA  
 39541 TGAGGGTCTG GTCGGTGGTG GTGAGGTGGT GTTGCAGGGC GGTGAGGACG CGGGTGGCGC  
 39601 GGGTGTGGG GCGGGTGGGT ATGTCCTCGG GGTGTCGGG GTGGGCGGCG GTGATCAGGA  
 39661 CGTGTCCCTC GGGCAGGTCA CCGTCGTAGA CCGCCTCGGC GACCGCGAGC CACGCCAACC  
 39721 GGAGCGGGTT CGGCCCCGAC GGGGTGTCGG CCCGCTCCCT CAGCACCAGC GAGTCCACCG  
 39781 ACACGACAGG ACGGCCATCC GGGTCGGCCA CGCGCACGGC GACGCCGGCC TCCCCCGGG  
 39841 TGAGGGCGAC GCGCACCGCG GCGCCCCCGG TGGCGTTCAG GCGCACGCC GTCGAGGAGA  
 39901 ACGGCAGCTC GATCCCGCG CCCGCTCGA GCGCCCCGGC GTGAGGGCC GCGTCGAGCA  
 39961 GTGCCGATG CACACCGAAA CCGTCCGCCT CGGCGGCCTG CTCGTCGGGC AGCGCCACCT  
 40021 CGGCATAAC GGTGTCACCA TCACGCCAGG CAGCCCGCAA CCCCTGGAAC GCCGACCCGT  
 40081 ACTCATAACC GGCATCCCGC AGTTCGTCAT AGAACCCCGA GACGTCGACG GCCCGGGCCG  
 40141 TGGCCGGCGG CCACTGCGAG AACGGCTCAC CGGAAGCGTT GGAGGTATCC GGGGTGTCGG  
 40201 GGTTCAGGGT GCCGCTGGCG TGCCGGGTCC AGCTGCCCGT GCCCTCGGTA CGCGCGTGGG  
 40261 CGGTCACCGG CCGCCGTCCG GCCTCATCGG CCCCTTCCAC GGTACCGAC ACATCCACCG  
 40321 CTGCGGTCAC CGGCACCACG AGCGGGGATT CGATGACCAG TTCATCCACC ACCCCGCAAC  
 40381 CCGTCTCGTC ACCGGCCCGG ATGACCAGCT CCACAAACGC CGTACCCGGC AGCAGAACCG  
 40441 TGCCCCGCAC CGCGTGATCA GCCAGCCAGG GATGCGTACG CAATGAGATC CGGCCGGTGA  
 40501 GAACAACACC ACCACCGTCG TCGGCGGGCA GTGCTGTGAC GCGGGCCAGC ATCGGATGCG  
 40561 CCGCCCCGGT CAGCCCGGCC GCGGACAGGT CCGTGGCACC GGCCGCCTCC AGCCAGTACC  
 40621 GCCTGTGCTC GCCTGTGCTC GAACGCGTAG GTGGGAGAT CCAGCAGCCG GGTTCGACCA  
 40681 CCGTGCCCCA GTCCACCCCG GCACCCAGAG TCCACGCCTG CGCCAACGCC CCCAGCCACC  
 40741 GCTCCAGCC ACCGTCACCA GTCCGCAACG ACGCCACCGT GCGGGCCTGT TCCATCGCCG

-continued

40801 GCAGCAGCAC CGGATGGGCA CTGCACTCCA CGAACACCGA CCCGTCCAGC TCCGCCACCG  
 40861 CCGCATCCAG CGCGACAGGG CGACGCAGGT TCCGGTACCA GTACCCCTCA TCCACCGGCT  
 40921 CGGTCACCCA GGCCTGTCC ACGGTCGACC ACCACGCCAC CGACCCGGTC CCGCCGAAA  
 40981 TTCCCTTCAG TACCTCAGCG AGTTCGTCTC CGATGGCCTC CACGTGAGGC GTGTGGGAGG  
 41041 CGTAGTCGAC CGCGATACGA CGCACCCGCA CCCATCAGC CTCATAACCGC GCCACCACCT  
 41101 CCTCCACCGC CGACGGGTCC CCCGCCACCA CCGTCGAAGC CGGACCATTA CGCGCCGCGA  
 41161 TCCACACACC CTCGACCAGA CCCACCTCAC CGGCCGGCAA CGCCACCGAA GCCATCGCCC  
 41221 CCCGGCCGGC CAGCCGCGCC GCGATCACCC GACTGCGCAA CGCCACCACG CGGGCGGCGT  
 41281 CCTCCAGGCT GAGGGCTCCG GCCACACACG CCGCCGCGAT CTCCCCCTGC GAGTGTCCGA  
 41341 CCACAGCGTC CGGCACGACC CCATGCGCCT GCCACAGCGC GGCCAGGCTC ACCGCGACCG  
 41401 CCCAGCTGGC CGGCTGGACC ACCTCCACCC GCTCCGCCAC ATCCGACCGC GACAACATCT  
 41461 CCCGCACATC CCAGCCCGTG TGGGCAACA ACGCCGCGC AACTCCTCC ATACGAGCCG  
 41521 CGAACACCGC GGAACGGTCC ATGAGTTCCA CGCCCATGCC CACCCACTGG GCACCCTGCC  
 41581 CGGGGAAGAC GAACACCGTA CGCGGCTGAT CCACCGCCAC ACCCATCACC CGGGCATCAC  
 41641 CCAGCAGCAC CGCACGGTGA CCGAAGACAG CACGCTCACG CACCAACCCC TGCAGGACCG  
 41701 CGGCCACATC CACCCACCC CCGCGCAGAT ACCCTCCAG CCGCTCCACC TGCCCCGCA  
 41761 GACTCACCTC ACCACGAGCC GACACCGGCA ACGGCACCAA CCCATACCA CCCGACTCCA  
 41821 CACGCGACGG CCCAGGAACA CCTCCAGGA TCACGTGCGC GTTCGTACCG CTCACCCCGA  
 41881 ACGACGACAC ACCCGCATGC GGTGCCCGAT CCGACTCGGG CCACGGCCTC GCCTCGGTGA  
 41941 GCAGCTCCAC CGCACCGGCC GACCAGTCCA CATGCGACGA CGGCTCGTCC ACGTGCAGCG  
 42001 TCTTCGGCGC GATCCCATGC CGCATCGCCA TGACCATCTT GATGACACCG GCGACACCCG  
 42061 CAGCCGCCTG CGCATGACCG ATGTTGACT TGACCGAACC GAGGTAGAGC GGCCTGTGCG  
 42121 GGTCTGCCC GTAGCCCGC AGGACGGCCT GCGCCTCGAT CCGGTCGCC AGCCGCTGC  
 42181 CCGTGCCGTG CGCCTCCACC ACGTCCACAT CGGCGGCGC CAGTCCGGC TTGACCAACG  
 42241 CCTGCCGGAT CACGCGCTGC TGGCGACGC CGTTGGGGC GGACAGTCCG TTGGAGGCAC  
 42301 CGTCTGGTT CACCGCCGAG CCGCGGACGA CCGCGAGAAC GGTGTGCCCG TTGCGCTCGG  
 42361 CGTCGGAGAG CCGCTCCAGC ACGAGAACGC CGACGCCCTC GCGGAAGCCG GTCCCGTCCG  
 42421 CCGCGTCGGC GAACGCCTTG CACCGTCCGT CCGGGGAGAG TCCGCGCTGC CCGGAGAACT  
 42481 CCACGAGCTC TCGGCTGTT GCCATGACGG TGACACCGCC GACCAGCGCC AGGGAGCACT  
 42541 CCGCGGCCG CAGTGCCTGT GCCGCTGGT GCAGGGCGAC CAGCGACGAC GAGCACGCCG  
 42601 TGTGACCGT GACCGCCGG CCCTGAAGTC CGTACACGTA CGAGAGCCGC CCGGACAGGA  
 42661 CGTCTCTCTG CGTCGCCGTG ACACCGAGCC CGCCAGGTC CCGGCCGACG CCGTAGCCCT  
 42721 GGTGAACGC GCCCATGAAC ACGCGGTGT CGTCTCCCG GAGCCTGTCC GGCACGATGC  
 42781 CCGGTTCTC GAACGCCTC CAGGAGGTCT CCAGGATCAG GCGCTGCTGG GGTCCATCG  
 42841 CCAGCGCCTC GTTCGACTG ATGCCAAGA ACGCGGCGTC GAACCCGGCG CCGGCCAGGA  
 42901 ATCCGCCGTG GCGTGTCTG GAGCGGCCG CCGCTCCGG GTCCGGGTCG TACAGCGCGT  
 42961 CGACGTCCA GCCCGGTG GTGGGAACT CCGTGATCGC CTCGGTACCG GCGGCGACGA  
 43021 GCCGCCACAG GTCCTCCGG GAGGCGACCC CGCCGGGCG TCGGCACGCC ATGCCGACGA  
 43081 TCGCGACGGG GTCGCCGAG CCGAGGGTCT GGGCGGTCG GGTGCGGCT GTCGCGGAGC  
 43141 CCGCGAGGTG GCGGCGGAC GCACCGGAG TGGGTGGTC GAACGCGGTT CACGCGGCA

-continued

43201 CCCGCAGACC CGTCCGCGCG GCGACGGTGT TGGTGAACTC GACGGTGGTG AGCGAGTCGA  
 43261 GGCCGTTCTC GCGGAACGTG CGGTCCGGGG AGCAGTGTCC GCGGCCCGGC AGGCCCAGGA  
 43321 CCGTGGCGAC GCTGTGCGCG ACCAGGTCGA GCAGTACGTC CTCCCGGCC GCACGGGCCG  
 43381 CGGCGAGGCG GTTCGCCCAC TCCTGTTCCG TGGCGTCGGG CTCGGCCGGT CCGGTCAGTG  
 43441 CCGTGAGGAT CCGCGGCGTG GCGCCCGCCA TCGTCGCGGC CCGCGCCCCG GCGGAACCGG  
 43501 TCCGGGCCAC GATGTACGAG CCGCCGCCCG CGATGGCCTT CTCGATCAGG TCGCCGGTGA  
 43561 GCGCCGGCCG TTCGATGCCG GGCAGCGCGC GGACGGTGAC GGTGGGGAGT CCCTCCGCGG  
 43621 CCCGTGGCCG GGTGTGGGCG TCGGCGCCGG CCGGGCCGTC GAGCAGGACG TGCACGAGCG  
 43681 CGCCGGGGTT CGCGGCTTCC TCGGCTGCGG TGGTCACGTG GGTGAGGCCG GTCTCGTCGC  
 43741 GGAGCAGGCC GCGGACGGTG TCGGCGTCCT CCCCAGTGAC CAGGACCGGC GCGTCCGGGC  
 43801 CGATCGGAGG CCGCACGGTG AGGACCATCT TGCCGGTGTG CCGGGCGTGG CTCATCCACG  
 43861 CGAACGCGTC CCGCGCACGG CGGATGTCCC ACGGCTGCAC CCGCAGCGGG CACAGCTCAC  
 43921 CGCGGTCGAA CAGGTCGAGG AGCAGTTCGA GGATCTCCCG CAGGCGCGCG GGATCCACGT  
 43981 CGCCAGGTC GAACGGCTGC TGGCGGCGGT GCGGATGTC GGTCTTGCCC ATCTCGACGA  
 44041 ACCGGCCGCC CCGTGCAGAG AGGCCGATGG ACGCGTCGAG GAGTTCACCG GTGAGCGAGT  
 44101 TGAGCACGAC GTCGACCGGC GGAAGGTGT CCGCGAACGC GCGGCTGCGG GAGTTCGCCA  
 44161 CATGGTCGGT GTCGAAGCCG TCGGCGTGCA GCAGGTGTG TTTGGCGGGA CTGGCGGTGG  
 44221 CGTACACCTC GCGCGCCGAG TGGCGGGCGA TCCGGTTCGC CGCCATGCCG ACACCGCCCC  
 44281 TCGCGGCGTG GACCAGGACC TTCTGGCCCG GTCGCAGCTC GCCCGCGTCG ACGAGGCCGT  
 44341 ACCAGGCGGT GCGGAACACG ATGGGCACGG ACGCGCGGAT GGGGAACGAC CATCCCCGTG  
 44401 GGATCCGTGC GACCAGCCGC CGGTCCGCGA CCACGCTGCG CCGGAACGCG TCCTGCACGA  
 44461 GACCGAACAG GCGGTGCGCG GGGGCCAGGT CGTCGACGCC GGGTCCGACT TCGGTCACGA  
 44521 TGCCCGCGGC CTCCCGCCC ATCTCGCCCT CGCCCGGTA GGTGCCGAGC GCGATCAGCA  
 44581 CGTCGCGGAA GTTCAGCCCC GCGGCGCGGA CGTCGATGCG GACCTCGCCG GCGGCCAGGG  
 44641 GCGCGGCGGC ACGTCGAGCG GGGCGACGAC GAGGTCGCGG ACGGTTCCGG AGGCGGGCGG  
 44701 GCGCAGCGCC CACTGGCGCG GTCGGCAGGG GGGTGGTGTG CGCGGTACC AGCCGGGGCA  
 44761 CGTAGGCCAC GCCGGCCCGC AGCGGATCT GGGGTTGCC GAGCGAGGCC GCGGCGGGGA  
 44821 CGAGGTCGTC ATCGCCGTCC GTGTCCACCA GCACGAACGA TCCGGGTTCC GCCGCCTGGC  
 44881 GCGCAGCGC CTCGTCCCAG AGCCGGCCCT GGTCCGCGTC CCGGATCTCG GCCGGCCGA  
 44941 CGCCACCGC GCGGCGGGTG ACGACCGTCC GCGGGGTGA CCGGGTGCCG GGCAGGTCGC  
 45001 GCCGCTCCA GACCAGTTCG CACAGCGTGG CCTCGCCACT GCCGGTGGCG ACCAGATGGG  
 45061 CCGCAGCCC CGCGAGCCGC TCTCTCTGGA CCTTGCCCGA CGCGGTGCGG GGGATCGTGG  
 45121 TGACGTGCCA GATCTCGTCG GGCACCTTGA AGTAGGCGAG CCGGCGGCG CACTCGGCGA  
 45181 GGATCGCCTC GCGGGGACG CCGGGGCCGT CGGAAACGAC GTAGAGCACG GGTATGTGCG  
 45241 CGAGGACGGG GTGCGGGCGG CCCGCCCGG CCGCGTCCC GACACCGGCC ACCTCCTGGG  
 45301 CGACGGTCTC GATCTCCCGG GGGTGGATGT TCTCCCGCC GCGGATGATC AGCTCCTTGA  
 45361 CCCGGCCGGT GATCGTCACG TGTCGGTCT CCGCCTGACG TGCGAGGTCC CCGGTGCGGT  
 45421 ACCAGCCGTC CACGAGCACC TGGGCGGTG CCTCCGGCTG GCGGTGGTAG CCGAGCATGA  
 45481 GGCTCGGCC GCTCGCCCAC AGCTCGCCCT CCTCGCCGGG TGCCACGTCG GCGCCGGACA  
 45541 CCGGTCGAC GAACCGCAGC GACAGGCCCG GCACGGGCG CCGCACGAG CCGGGAACCC



-continued

45601 GCGCATCCTC CAGGGTGTTC GCGGTGAGCG AGCCGGTCGT CTCGGTGCAG CCGTACGTGT  
 45661 CGAGCAGGGG CACGCCGAAC GTCGCCTCGA AATCCCTGGT GAGCGACGCC GGCAGAGGTGG  
 45721 ATCCGGCGAC CAGCGCCACG CGCAGCGCGC GAGCCCGCGG CTCGCCGAC ACGCGCCGA  
 45781 GGAGGTAGCG GTACATCGTC GGCACGCCGA CGAGCACGGT GCTGGAGTGT TCGGCCAGGG  
 45841 CGTCGAGGAC GTCACGCGCG ACGAAGCCGC CCAGGATACG GCGGACGCG CCGACCGTGA  
 45901 GGACGGCGAG CAGGCAGAGG TGGTGGCCGA GGCTGTGGAA CAGCGGGCG GGCAGAGCA  
 45961 GTTCGTCGTC CTCGGTCAGC CGCCAGGACG GCACGTCGCA GTGCATCGCG GACCACAGGC  
 46021 CGCTGCGCTG TCGGAAACC ACGCCCTTGG GACGGCCGGT GGTGCCGAG GTGTAGAGCA  
 46081 TCCAGGCGGG TTCGTCCAGG CCGAGGTCGT CGCGGGCGG GCACGGCGGC TCGGTCCCGG  
 46141 CGAGGTCCTC GTAGGAGACG CAGTCCGGTG CCCGGCGCC GACGAGCAC ACGGTGGCGT  
 46201 CCGTGCCGGT GCGGCGCACC TGGTCGAGGT GGGTTTCGTC GGTGACCAGC ACGGTCGCGC  
 46261 CGGAGTCCGT CAGGAAGTGG GCGAGTTCGG CGTCGGCGGC GTCCGGGTTG AGCGGGACGG  
 46321 CGACGGCGGC GCGCGGGCG GCGGCGAGGT AGACCTCGAT GGTCTCGATC CCGTTGCCGA  
 46381 GCAGCATCGC GACCCGGTCG CCGCGGTCGA CGCCGACGC GCGGAGGTGT CCGCGAGCC  
 46441 GGCCGGCCCG GAGCCGGAGT TCGTGTACG TCACGGCGCG TTGGGAATCC GTGTAGCGA  
 46501 TCCGGTCGCC GCGTCGCTCG GCATGGATGC GGAGCAATTC GTGCAACGGC CGGATTGGTT  
 46561 CCACACGCGC CATGGAAACA CCTTCTCTC GACCAACCGC ACAACAGCAC GGAACCGGCC  
 46621 ACGAGTAGAC GCCGGCGACG CTAGCAGCGT TTTCCGGACC GCCACCCCT GAAGATCCCC  
 46681 CTACCGTGGC CGGCCTCCCC GGACGCTCAT CTAGGGGGTT GCACGCATAC CGCCGTCCGT  
 46741 AATTGCCTTC CTGATGACCG ATGCCGGACG CCAGGGAAGG GTGGAGGCGT TGTCCATATC  
 46801 TGTACGCGC CCGTATTGCC GCTTCGAGAA GACCGGATCA CCGGACCTCG AGGGTGACGA  
 46861 GACGGTGCTC GGCCTGATCG AGCACGGCAC CGGGGACACC GACGTGTCGC TGGTGGACGG  
 46921 TGCTCCCCGG ACCGCCGTGC ACACCACGAC CCGTGACGAC GAGGCGTTCA CCGAGGTCTG  
 46981 GCACGCACAG CGCCCTGTCG AGTCCGGCAT GGACAACGGC ATCGCCTGGG CCCGCACCGA  
 47041 CCGGTACCTG TTCGGTGTG TGCACACCGG CGAGAGCGGC AGGTACGCCG ATGCCACCGC  
 47101 GCCCCCTAC ACGAACGTCT TCCAGCTCAC CCGGTCGCTG GGGTATCCCC TGCTCGCCCC  
 47161 GACCTGGAAC TACGTCAGCG GTATCAACAC GACGAACGCG GACGGGCTGG AGGTGTACCG  
 47221 GGACTTCTGC GTGGGCCGCG CCCAGGCGCT CGACGAGGGC GGGATCGACC CGGCCACCAT  
 47281 GCCCGCGGCC ACCGGTATCG GCGCCACGG GGGCGGCATC ACCTGCGTGT TCCTCGCCGC  
 47341 CCGGGCGGA GTGCGGATCA ACATCGAGAA CCCC GCCGTC CTCACGGCCC ACCACTACCC  
 47401 GACGACGTAC GGTCCGCGGC CCCC GGTTCTT CGCACGGGC ACCTGGCTGG GCCCGCCGA  
 47461 GGGGGCCCG CTGTTTCTCT CCGCGACGGC CGGCATCCTC GGACACCGAA CGGTGCACCA  
 47521 CCGTGATGTG ACCGGCCAGT GCGAGGTGCG CCTCGACAAC ATGGCCCGGG TCATCGGCGC  
 47581 GGAGAACCTG CGGCGCCACG GCGTCCAGCG GGGGCACGTC CTCGCCGACG TGGACCACCT  
 47641 CAAGGTCTAC GTCCGCCGCC GCGAGGATCT CGATACGGTC CGCCGGTCT GCGCCGACG  
 47701 CCTGTCGAGC ACCGCGGCCG TCGCCCTTTT GCACACCGAC ATAGCCCGCG AGGATCTGCT  
 47761 CGTCGAAATC GAAGGCATGG TGGCGTGACA ATACCCGGTA AAAGGCCCGC GACGCTGCGC  
 47821 CTCGGCGGAT CCGCGAAGAG AAAGAAGAGC GTCACCGCAC AGCGCGGACG CCCGGTCTCT  
 47881 TCGTCTTCG CACAGCGGCG GATCTGGTTT CTCCAGCAAT TGGACCCGGA GAGCAACGCC  
 47941 TATAATCTCC CGCTCGTGCA ACGCCTGCGC GGTCTATTGG ACGCGCCGGC CCTGGAGCGT

-continued

48001 GCGCTGGCGC TCGTCGTGCG GCGCCACGAG GCGTTGCGGA CGGTGTTCGA CACCGCCGAC  
 48061 GGCAGAGCCC TCCAGCGGGT GCTTCCCGCC CCGGAACACC TCCTGCGCCA CGCGCGGGCG  
 48121 GGCAGCGAGG AGGACGCCGC CCGGCTCGTC CGCGACGAGA TCGCCGCGCC GTTCGACCTC  
 48181 GCCACCGGGC CGTTGATCAG GGCCCTGCTG ATCCGCCTCG GTGACGACGA CCACGTTCTC  
 48241 GCGGTGACCG TGCACCATGT CGCCGGCGAC GGCTGGTCTG TCGGGCTCCT CCAACATGAA  
 48301 CTCGCAGCCC ACTACACGGC GCTGCGCGAC ACTGCCCGCC CTGCCGAAC TCCGCCGTTG  
 48361 CCGGTGCAGT ACGCCGACTT CGCCGCCTGG GAGCGGCGCG AACTCACC GGCGGACTG  
 48421 GACAGGCGTC TGGCCTACTG GCGCGAGCAA CTCCGGGGCG CCCC GGCGCG GCTCGCCCTC  
 48481 CCCACCGACC GTCCCCGCCC GCCGGTCGCC GACGCGGACG CGGGCATGGC CGAGTGGCGG  
 48541 CCGCCGGCCG CGCTGGCCAC CGCGGTCTCT ACGCTCGCGC GCGACTCCGG TCGTCCGTTG  
 48601 TTCATGACCC TGCTGGCGGC CTCCAAGCG CTCCTCGCCC GGCAGGCGGG CACGCGGGAC  
 48661 GTGCTGGTCG GCACGCCCGT GCGAACCCTG ACGCGGGCGG CGTACGAGGG CCTGATCGGC  
 48721 ATGTTCTGTC ACACGCTCGC GCTGCGCGGC GACCTCTCGG GCGATCCGTC GTTCCGGGAA  
 48781 CTCCTCGACC GCTGCCGGGC CACGACCACG GACGCGTTCG CCCACGCCGA CCTGCCGTTT  
 48841 GAGAACGTCA TCGAACTCGT CGCACCGGAA CGCGACCTGT CCGTCAACCC GGTCTGTCAG  
 48901 GTGCTGTTGC AGGTGCTGCG GCGCGACGCG GCGACGGCCG CGCTGCCCGG CATCGCGGCC  
 48961 GAACCGTTCC GCACCGGACG CTGGTTCACC CGTTCGACC TCGAATTCCA TGTGTACGAG  
 49021 GAGCCGGGTG GCGCGCTGAC CGGCGAACTG CTCTACAGCC GTGCGCTGTT CGACGAGCCA  
 49081 CGGATCACGG GGTGCTGGA GGAGTTCACG GCGGTGCTTC AGGCGGTAC CGCCGACCCG  
 49141 GACGTACGGC TGTCGCGGCT GCCGGCCGGC GACGCGACGG CGGCAGCGCC CGTGGTGCCC  
 49201 TCGAACGACA CGGCGCGGGA CCTGCCCGTC GACACGCTGC CGGGCCTGCT GGCCCGGTAC  
 49261 GCCGCACGCA CCCC GGCGC CGTGGCCGTC ACCGACCCGC ACATCTCCCT CACCTACGGG  
 49321 CAGCTGGACC GGC GGCGAA CCCCTCGCG CACCTGCTCC GCGCGCGCGG CACCGCCACC  
 49381 GGCACCTGG TCGGGATCTG CGCCGATCGC GCGCCGACC TCATCGTTCG CATCGTGGG  
 49441 ATCCTCAAGG CGGGCGCCGC TTATCTGCCG CTGGACCCCG AACATCCTCC GGAGCGCACG  
 49501 GCGTTCGTGC TGGCCGACGC GCAGCTGACC ACGGTGGTGG CGCACGAGGT CTACCGTTCC  
 49561 CGGTTCCTCC ATGTGCCGCA CGTGGTGGCG TTGGACGACC CGGAGCTGGA CCGGCAGCCG  
 49621 GACGACACGG CGCCGGACGT CGAGCTGGAC CGGGACAGCC TCGCCTACGC GATCTACACG  
 49681 TCCGGTTCGA CCGGCAGGCC GAAGCCGCTG CTCATGCCGG GTGTGAGCGC CGTCAACCTG  
 49741 CTGCTCTGGC AGGAGCGCAC GATGGGCCCG GAGCCGGCCA GCCGCACCGT CGAGTTCGTC  
 49801 ACGCCACGTC TCGACTACTC GGTGCAGGAG ATCTTTTCCG CGCTGCTGGG CGGCACGCTC  
 49861 GTCATCCCGC CGGACGAGGT GCGTTCGAC CCGCCGGGAC TCGCCCGGTG GATGGACGAA  
 49921 CAGGCGATTA CCCGGATCTA CGCGCCGACG GCCGTACTGC GCGCGCTGAT CCAGCACGTC  
 49981 GATCCGCACA GCGACCAGCT CGCCGCCCTG CGGCACCTGT GCCAGGGCGG CGAGGCGCTG  
 50041 ATCCTCGACG CGCGGTTGCG CGAGCTGTGC CGGCACCGGC CCCACCTGCG CGTGCACAAT  
 50101 CACTACGGTC CGGCCGAAAG CCAGCTCATC ACCGGGTACA CGCTGCCCGC CGACCCCGAC  
 50161 GCGTGGCCCG CCACCGCACC GATCGGCCCG CCGATCGACA ACACCCGCAT CCATCTGCTC  
 50221 GACGAGGCGA TCGGGCCGGT TCCGGACGGT ATGCCGGGGC AGCTCTGCGT CGCCGGCGTC  
 50281 GGCCTCGCCC GTGGGTACCT GGCCCGTCCC GAGCTGACCG CCGAGCGCTG GGTGCCGGGA  
 50341 GATGCGGTCG GCGAGGAGCG CATGTACCTC ACCGGCGACC TGGCCCGCCG CGCGCCCGAC

-continued

50401 GGCACCTGG AATTCCTCGG CCGATCGAC GACCAGGTCA AGATCCGCGG CATCCGCGTC  
 50461 GAACCGGGTG AGATCGAGAG CCTGCTCGCC GAGGACGCCC GCGTCACGCA GCGGGCGGTG  
 50521 TCCGTGCGCG AGGACCGGCG GGGCGAGAAG TTCTTGCCG CGTACGTCGT ACCGGTGGCC  
 50581 GGCCGGCAGC GCGACGACTT CGCCGCGTCG CTGCGCGCGG GACTGCCCGC CCGGCTGCCC  
 50641 GCCGCGCTCG TGCCCTCCGC CGTCGTCTTG GTGGAGCGAC TGCCGAGGAC CACGAGCGGC  
 50701 AAGGTGGACC GCGCGCGCT GCCCAGCCCG GAGCCGGGCC CCGCGTCGAC CCGGGCGGTT  
 50761 ACGCCCGCA CCGATGCCGA GCGGACGGTG TGCCGGATCT TCCAGGAGGT GCTCGACGTC  
 50821 CCGCGGGTCG GTGCCGACGA CGACTTCTTC ACGCTCGGCG GGCCTCCCT GCTCGCCACC  
 50881 CGGGTGCTCT CCCGCATCCG CGCCGAGCTG GGTGCCGATG TCCCGCTGCG TACGCTCTTC  
 50941 GACGGGCGGA CGCCCGCCGC GCTCGCCCGT GCGGCGGACG AGGCCGGCCC GGCCGCCCTG  
 51001 CCCCCGATCG CGCCCTCCGC GGAGAACGGG CCGGCCCCCT TCACCGCGGC ACAGGAACAG  
 51061 ATGCTGCACT CGCACGGCTC GCTGCTCGCC GCGCCCTCCT ACACGGTCGC CCCGTACGGG  
 51121 TTCCGGCTGC GCGGGCCACT CGACCGCGAA GCGCTCGACG CGGCACTGAC CCGGATCGCC  
 51181 GCGGCCACG AGCCGCTGCG GACCGGGTTC CGCGATCGGG AACAGGTCGT CCGGCCGCC  
 51241 GCTCCGGTGC GCGCCGAGGT GGTTCGGTG CCGGTCGGCG ACGTCGACGC CGCGGTCCGG  
 51301 GTCGCCACC GGGAGCTGAC CCGCCGTTT GACCTCGTGA ACGGTCGTT GCTGCGTGCC  
 51361 GTGCTGCTGC CGCTGGGCGC CGAGGATCAC GTGCTGCTGC TGATGCTGCA CCACCTCGCC  
 51421 GGTGACGGAT GGTCTTCGA CCTCCTGGTC CGGGAGTTGT CGGGGACGCA ACCGGACCTT  
 51481 CCGGTGTCCT ACACGGACGT GGCCCGGTGG GAACGGAGTC CGGCCGTGAT CGCGGCCAGG  
 51541 GAGAACGACC GGGCCTACTG GCGCCGGCGG CTGGGGGGCG CCACCGCGCC GGAGCTGCCC  
 51601 GCGGTCCGGC CCGCGGGGGC ACCGACCGGG CGGGCGTTCC TGTGGACGCT CAAGGACACC  
 51661 GCCGTCTTGG CGGCACGCCG GGTGCGGGAC GCCACGACG CGACGTTGCA CGAAACCGTG  
 51721 CTCGGCGCCT TCGCCCTGGT CGTGGCGGAG ACCGCCGACA CCGACGACGT GCTCGTCGCG  
 51781 ACGCCGTTTC CGGACCGGGG GTACCCGGG ACCGACCACC TCATCGGCTT CTTCGCGAAG  
 51841 GTCCTCGCGC TCGCCTCGA CCTCGGCGGC ACGCCGTCGT TCCCGAGGT GCTGCGCCGG  
 51901 GTGCACACCG CGATGGTGGG CGCGCACGCC CACCAGGCGG TGCCCTACTC CGCGCTGCGC  
 51961 GCCGAGGACC CCGCGCTGCC GCCGGCCCC GTGTCGTTCC AGTCATCAG CGCGCTCAGC  
 52021 GCGGAACTGC GGCTGCCCGG CATGCACACC GAGCCGTTCC CCGTCGTCGC CGAGACCGTC  
 52081 GACGAGATGA CCGGCGAACT GTCGATCAAC CTCTTCGACG ACGGTCGCAC CGTCTCCGGC  
 52141 GCGGTGGTCC ACGATGCCGC GCTGCTCGAC CGTGCCACCG TCGACGATTT GCTCACCCGG  
 52201 GTGGAGGCGA CGCTGCGTGC CGCCGCGGGC GACCTCACCG TACGCGTCAC CGGTTACGTG  
 52261 GAAAGCGAGT AGCCATGCCG GAGCAGGACA AGACAGTCGA GTACCTTCGC TGGGCGACCG  
 52321 CGGAACTCCA GAAGACCCGT GCGGAACTCG CCGCGCACAG CGAGCCGTTT GCGATCGTGG  
 52381 GGATGGCCTG CCGGCTGCCG GCGGGGGTCG CGTCGCCGGA GGACCTGTGG CAGTTGCTCG  
 52441 AGTCCGGTGG CGACGGCATC ACCCGGTTCC CCACGGACCG GGGCTGGGAG ACCACCGCCG  
 52501 ACGGTCGCGG CGGCTTCTC ACCGGGGCGG CCGGCTTCGA CGGGCGTTC TTCGGCATCA  
 52561 GCCCGCGCGA GCGCTGGCG ATGGACCCGC AGCAGCGCCT GGCCCTGGAG ACCTCGTGGG  
 52621 AGGCGTTCGA GCACGCGGGC ATCGATCCGC AGACGCTGCG GGCAGTGAC ACGGGGTGT  
 52681 TCCTCGGCGC GTTCTTCCAG GGTACGGCA TCGGCGCCGA CTTGACGGT TACGGCACCA  
 52741 CGAGCATTCA CACGAGCGTG CTCTCCGGCC GCCTCGCGTA CTTCTACGGT CTGGAGGGTC

-continued

52801 CGGCGGTAC GGTTCGACACG GCGTGTTCGT CGTTCGCTGGT GGCCTGCAC CAGGCCGGGC  
 52861 AGTCGCTGCG CTCCGGCGAA TGCTCGCTCG CCCTGGTTCGG CGGCGTCACG GTGATGGCCT  
 52921 CGCCCGCGGG GTTCGCGGAC TTCTCCGAGC AGGGCGGCCT GGCCCCGAC GCGCGCTGCA  
 52981 AGGCCTTCGC GGAAGCGGCT GACGGCACCG GTTTCGCCGA GGGGTCCGGC GTCCTGATCG  
 53041 TCGAGAAGCT CTCCGACGCC GAGCGCAACG GCCACCGCGT GCTGGCGGTC GTCCGGGGTT  
 53101 CCGCCGTCAA CCAGGACGGT GCCTCCAACG GGCTGTCCGC GCCGAACGGG CCGTCGCAGG  
 53161 AGCGGGTGAT CCGGCAGGCC CTGGCCAACG CCGGACTCAC CCCGGCGGAC GTGGACGCCG  
 53221 TCGAGGCCCA CGGCACCGGC ACCAGGCTGG GCGACCCCAT CGAGGCACAG GCCGTGCTGG  
 53281 CCACCTACGG GCAGGGGCGC GACACCCCTG TGCTGCTGGG CTCGCTGAAG TCCAACATCG  
 53341 GCCACACCCA GGCCGCCGCG GCGTTCGCCG GTGTCACTAA GATGGTCCTC GCCATGCGGC  
 53401 ACGGCACCCCT GCCCCGCACC CTGCACGTGG ACACGCCGTC CTCGCACGTC GACTGGACGG  
 53461 CCGGCGCCGT CGAACTCCTC ACCGACGCC GGCCTGGCC CGAAACCGAC CGCCACGGC  
 53521 GCGCCGGTGT CTCCTCCTTC GCGTTCAGCG GCACCAACGC CCACATCATC CTCGAAAGCC  
 53581 ACCCCGACC GGCCCCGAA CCCGCCCGG CACCCGACAC CGGACCGCTG CCGCTGCTGC  
 53641 TCTCGGCCCG CACCCCGCAG GCACTCGACG CACAGGTACA CCGCCTGCGC GCGTTCCTCG  
 53701 ACGACAACC CGGCGCGGAC CGGTTCGCC TCGCGCAGAC ACTCGCCCGG CGCACCCAGT  
 53761 TCGAGCACCG CGCCGTGCTG CTCGGCGACA CGCTCATCAC CGTGAGCCCG AACGCCGGCC  
 53821 GCGGACCGGT GGTCTTCGTC TACTCGGGG AAAGCACGCT GCACCCGCAC ACCGGGCGGC  
 53881 AACTCGCGTC CACCTACCCG GTGTTCCCGG AAGCGTGGCG CGAGGCCCTC GACCACCTCG  
 53941 ACCCCACCCA GGGCCCGGCC ACCCACTTCGC CCCACCAGAC CGCGCTCACC GCGTCTCTGC  
 54001 GGTCTTGGG CATCACCCCG CACGCGGTCA TCGGCCACTC CCTCGGTGAG ATCACCGCCG  
 54061 CGCACGCCGC CCGTGTCTTG TCCCTGAGGG ACGCGGGCGC GTCCTCACC ACCCGCACCC  
 54121 GCCTGATGGA CCAACTGCCG TCGGGCGGCG CGATGGTAC CGTCCTGACC AGCGAGGAAA  
 54181 AGGCACGCCA GGTGCTGCGG CCGGGCGTGG AGATCGCCGC CGTCAACGGC CCCCACTCCC  
 54241 TCGTGCTGTC CGGGGACGAG GAAGCCGTAC TCGAAGCCGC CCGGCAGCTC GGCATCCACC  
 54301 ACCGCCTGCC GACCCGCCAC GCCGGCCACT CCGAGCGCAT GCAGCCACTC GTCGCCCCC  
 54361 TCCTCGACGT CGCCCGGACC CTGACGTACC ACCAGCCCCA CACCGCCATC CCCGGCGACC  
 54421 CCACCACCGC CCAATACTGG GCGCACCAGG TCCGCGACCA AGTACGTTTC CAGGCGCACA  
 54481 CCGAGCAGTA CCCGGGCGCG ACGTTCCTCG AGATCGGCC CAACCAGGAC CTCTCGCCGC  
 54541 TCGTCGACGG CGTTGCCGCC CAGACCGGTA CGCCCGACGA GGTGCGGGCG CTGCACACCG  
 54601 CGCTCGCGCA GCTCCACGTC CGCGGCGTGC CGATCGACTG GACGCTCGTC CTCGGCGGGG  
 54661 ACCGCGCGCC CGTCACGCTG CCCACGTATC CGTTCAGCA CAAGGACTAC TGGCTGCGGC  
 54721 CCACCTCCCG GGCCGATGTG ACCGGCGCGG GGCAGGAGCA GGTGGCGCAC CCGCTGCTCG  
 54781 GCGCCGCGGT CGCGCTGCC GGCACGGGCG GAGTCGTCTT GACCGGCCGC CTGTCGCTGG  
 54841 CCTCCATCC GTGGCTCGGC GAGCACGCGG TCGACGGCAC CGTGCTCCTG CCCGGCGCGG  
 54901 CCTTCCTCGA ACTCGCGGCG CGCGCCGGCG ACGAGGTCGG CTGCGACCTG CTGCACGAAC  
 54961 TCGTCATCGA GACGCCGCTC GTGCTGCCCG CGACCGGCGG TGTGGCGGTC TCCGTCGAGA  
 55021 TCGCCGAACC CGACGACAC GGGCGGCGG CCGTCACCGT CCACGCGCGG GCCGACGGCT  
 55081 CGGCCCTGTG GACCCGACAC GCCGGCGGAT TCCTCGGCAC GGCACCGGCA CCGGCCACGG  
 55141 CCACGGACCC GGCACCCTGG CCGCCCGCGG AAGCCGGACC GGTGACGTC GCCGACGTCT

-continued

55201 ACGACCGGTT CGAGGACATC GGGTACTCCT ACGGACCGGG CTTCCGGGGG CTGCGGGCCG  
 55261 CCTGGCGCGC CGGCGACACC GTGTACGCGG AGGTCGCGCT CCCCACGAG CAGAGCGCCG  
 55321 ACGCCGCCCG TTTCACGCTG CACCCCGCGC TGCTCGACGC CGCGTTCCAG GCCGGCGCGC  
 55381 TGGCCGCGCT CGACGCACCC GCGGGGGCGG CCCGACTGCC GTTCTCGTTC CAGGACGTCC  
 55441 GCATCCACGC GGCCGGGGCG ACGCGGCTGC GGGTCACGGT CGGCCGCGAC GGCAGCGCA  
 55501 GCACCGTCCG CATGACCGGC CCGGACGGGC AGCTGGTGGC CGTGGTCCGT GCCGTGCTGT  
 55561 CGCGCCCGTA CGCGGAAGGC TCCGGTGACG GCCTGCTGCG CCCGGTCTGG ACCGAGCTGC  
 55621 CGATGCCCGT CCCGTCCGCG GACGATCCGC GCGTGGAGGT CCTCGGCGCC GACCCGGGCG  
 55681 ACGGCGACGT TCCGGCGGCC ACCCGGGAGC TGACCGCCCG CGTCCTCGGC GCGCTCCAGC  
 55741 GCCACCTGTC CGCCGCCGAG GACACCACCT TGGTGGTACG GACCGGCACC GGCCCGGCCG  
 55801 CTGCCGCCGC CGCGGTCTG GTCCGCTCGG CGCAGGCGGA GAACCCCGGC CGCGTCGTGC  
 55861 TCGTCGAGGC GTCCCGGAC ACCTCGGTGG AGCTGCTCGC CGCGTCCGCC GCGCTGGACG  
 55921 AACCGCAGCT GGCCGTCCGG GACGGCGTGC TCTTCGCGCC GCGGCTGGTC CGGATGTCCG  
 55981 ACCCGCGCA CGGCCCGCTG TCCCTGCCGG ACGGCGACTG GCTGCTCACC CGGTCCGCCT  
 56041 CCGGCACGTT GCACGACGTC GCGCTCATAG CCGACGACAC GCCCGGCGG GCGCTCGAAG  
 56101 CCGGCGAGGT CCGCATCGAC GTCCGCGCGG CCGGACTGAA CTTCCGCGAT GTGCTGATCG  
 56161 CGCTCGGGAC GTACACCGGG GCCACGGCCA TGGGCGGCGA GGCCGCGGGC GTCGTGGTGG  
 56221 AGACCGGGCC CGGCGTGGAC GACCTGTCCC CCGGCGACCG GGTGTTCCGC CTGACCCGGG  
 56281 GCGGCATCGG CCCGACGGCC GTACCCGACC GCGCTGGCT GGCCCGGATC CCCGACGGCT  
 56341 GGAGCTTAC CACGGCGGCG TCCGTCCCGA TCGTGTTCGC GACCGCGTGG TACGGCCTGG  
 56401 TCGACCTCGG CACACTGCGC GCCGGCGAGA AGGTCCTCGT CCACGCGGCC ACCGGCGGTG  
 56461 TCGGCATGGC CGCCGCACAG ATCGCCCGCC ACCTGGGCGC CGAGCTCTAC GCCACCGCCA  
 56521 GTACCGGCAA GCAGCACGTC CTGCGCGCCG CCGGGCTGCC CGACACGCAC ATCGCCGACT  
 56581 CTCGGACGAC CGCGTTCGCG ACCGCTTTCC CGCGCATGGA CGTCGTCCTG AACGCGTGA  
 56641 CCGGCGAGTT CATCGACGCG TCGCTCGACC TGCTGGACGC CGACGGCCGG TTCGTCGAGA  
 56701 TGGGCCGCAC CGAGCTGCGC GACCCGGCCG CGATCGTCCC CGCCTACCTG CCGTTCGACC  
 56761 TGCTGGACGC GGGCGCCGAC CGCATCGGCG AGATCCTGGG CGAACTGCTC CGGCTGTTCCG  
 56821 ACGCGGGCGC GCTGGAGCCG CTGCCGGTCC GTGCCTGGGA CGTCCGGCAG GCACGCGACG  
 56881 CGCTCGGCTG GATGAGCCGC GCCCGCCACA TCGGCAAGAA CGTCCTGACG CTGCCCGGC  
 56941 CGCTCGACCC GGAGGGCGCC GTCGTCCCTA CCGGCGGCTC CGGCACGCTC GCCGGCATCC  
 57001 TCGCCCGCCA CCTGCGCGAA CGGCATGTCT ACCTGCTGTC CCGGACGGCA CCGCCGAGG  
 57061 GGACGCCCGG CGTCCACCTG CCCTGCGACG TCGGTGACCG GGACCAGCTG GCGGCGGCC  
 57121 TGGAGCGGGT GGACCGGCCG ATCACCGCCG TGGTGCACCT CGCCGGTGGC CTGGACGACG  
 57181 GCACCGTCGC GTCGCTCACC CCCGAGCGTT TCGACACGGT GCTGCGCCCG AAGCCGACG  
 57241 GCGCCTGGTA CCTGCACGAG CTGACGAAGG AGCAGGACCT CGCCGCGTTC GTGCTCTACT  
 57301 CGTCGGCCGC CGGCGTGTCT GGCAACGCCG GCCAGGGCAA CTACGTCGCC GCGAACGCGT  
 57361 TCCTCGACGC GCTCGCCGAG CTGCGCCACG GTTCCGGGCT GCCGGCCCTC TCCATCGCCT  
 57421 GGGGGCTCTG GGAGGACGTG AGCGGGCTCA CCGCGGCGCT CGGCGAAGCC GACCGGGACC  
 57481 GGATGCGGCG CAGCGGTTTC CGGGCCATCA CCGCGCAACA GGCATGCAC CTGTACGAGG  
 57541 CGGCCGGCCG CACCGGAAGT CCCGTGGTGG TCGCGGCGGC GCTCGACGAC GCGCCGGACG

-continued

57601 TCCCGCTGCT GCGCGGCTG CCGCGGACGA CCGTCCGGCG GGCCGCCGTC CGGGAGTGTT  
 57661 CGTCCGCCGA CCGGCTCGCC GCGTGACCG GCGACGAGCT CGCCGAAGCG CTGCTGACGC  
 57721 TCGTCCGGGA GAGCACCGCC GCCGTGCTCG GCCACGTGGG TGGCGAGGAC ATCCCCGCGA  
 57781 CGGCGGCGTT CAAGGACCTC GGCATCGACT CGCTCACCGC GGTCCAGCTG CGCAACGCCC  
 57841 TCACCGAGGC GACCGGTGTG CGGCTGAACG CCACGGCGGT CTTCTGACTTC CCGACCCCGC  
 57901 ACGTGTCTCGC CGGGAAGCTC GCGGACGAAC TGACCGGCAC CCGCGCGCCC GTCGTGCCCC  
 57961 GGACCGCGGC CACGGCCGGT GCGCACGACG AGCCGCTGGC GATCGTGGGA ATGGCCTGCC  
 58021 GGCTGCCCGG CGGGGTCGCG TCACCCGAGG AGCTGTGGCA CCTCGTGGCA TCCGGCACCG  
 58081 ACGCCATCAC GGAGTTCCCG ACGGACCGCG GCTGGGACGT CGACGCGATC TACGACCCGG  
 58141 ACCCCGACGC GATCGGCAAG ACCTTCGTCC GGCACGGTGG CTTCTCACC GGC GCGACAG  
 58201 GCTTCGACGC GCGGTTCTTC GGCATCAGCC CGCGCGAGGC CCTCGCGATG GACCCGACG  
 58261 AGCGGTGCT CCTGGAGACG TCGTGGGAGG CGTTCGAAAG CGCCGGCATC ACCCCGACT  
 58321 CGACCCGCGG CAGCGACACC GCGGTGTTTCG TCGGCGCCTT CTCCTACGGT TACGGCACCG  
 58381 GTGCGGACAC CGACGGCTTC GCGCGACCG GCTCGCAGAC CAGTGTGCTC TCCGGCCGGC  
 58441 TGTCGTACTT CTACGGTCTG GAGGGTCCGG CGGTCACGGT CGACACGGCG TGTTCTGCTG  
 58501 CGCTGGTGGC GCTGCACCAG GCCGGGCAGT CGCTGCGCTC CGGCGAATGC TCGCTCGCCC  
 58561 TGGTCGGCGG CGTACCGGTG ATGGCGTCTC CCGGCGGCTT CGTGGAGTTC TCCCGGCAGC  
 58621 GCGGCCTCGC GCCGGACGGC CGGGCGAAGG CGTTCGGCGC GGGTGC GGAC GGCACGAGCT  
 58681 TCGCCGAGGG TGCCGGTGTG CTGATCGTCTG AGAGGCTCTC CGACGCCGAA CGCAACGGTC  
 58741 ACACCGTCCCT GCGGTCGTC CGTGGTTCGG CGGTCAACCA GGATGGTGCC TCCAACGGGC  
 58801 TGTCGGCGCC GAACGGGCCG TCGCAGGAGC GGGTGATCCG GCAGGCCCTG GCCAACGCCG  
 58861 GGCTCACCCC GCGGACGTG GACGCCGTG AGGCCACCG CACCGGCACC AGGCTGGGGC  
 58921 ACCCATCGA GGCACAGGCG GACTGCGCA CCTACGGACA GGAGCGCGCC ACCCCCTGC  
 58981 TGCTGGGCTC GCTGAAGTCC AACATCGGCC ACGCCAGGC CGCGTCCGGC GTCGCCGGCA  
 59041 TCATCAAGAT GGTGCAGGCC CTCCGGCACG GGGAGCTGCC GCCGACGCTG CACGCCGACG  
 59101 AGCCGTCGCC GCACGTCGAC TGGACGGCCG GCGCCGTCGA ACTGCTGACG TCGGCCGGC  
 59161 CGTGGCCCGA GACCGACCG CCACGGCGTG CCGCCGTCTC CTCGTTCCGG GTGAGCGGCA  
 59221 CCAACGCCCA CGTCATCCTG GAGGCCGAC CGGTAACGGA GACGCCCGC GCATCGCCTT  
 59281 CCGGTGACCT TCCCCTGCTG GTGTCGGCAC GCTCACCGGA AGCGCTCGAC GAGCAGATCC  
 59341 GCCGACTGCG CGCCTACCTG GACACCACCC CGGACGTCGA CCGGGTGGCC GTGGCACAGA  
 59401 CGCTGGCCCG GCGCACACAC TTCGCCACC GCGCCGTGCT GCTCGGTGAC ACCGTCATCA  
 59461 CCACACCCCC CGCGGACCG CCCGACGAAC TCGTCTTCGT CTA CTCCGGC CAGGGCACCC  
 59521 AGCATCCCGC GATGGGCGAG CAGCTCGCCG CCGCCATCC CGTGTTCGCC GACGCCTGGC  
 59581 ATGAAGCGCT CCGCCGCTT GACAACCCCG ACCCCACGA CCCACGCAC AGCCAGCATG  
 59641 TGCTCTTCGC CCACCAGCG GCGTTCACCG CCCTCCTGCG GTCCTGGGGC ATCACCCCGC  
 59701 ACGCGTTCAT CGGCCACTCG CTGGGCGAGA TCACCGCGC GCACGCCGC GGCATCCTGT  
 59761 CGCTGGACGA CGCGTGACCT CTGATCACCA CGCGCGCCC CCTCATGCAC ACGCTCCCGC  
 59821 CACCCGGTGC CATGGTCACC GACTGACCA GCGAAGAGAA GGCACGCCAG GCGTTGCGGC  
 59881 CGGGCGTGGG GATCGCCGCC GTCAACGGGC CCCACTCCAT CGTGTGTCTC GGGGACGAGG  
 59941 ACGCCGTGCT CACCGTCGCC GGGCAGCTCG GCATCCACCA CCGCCTGCC GCCCCGACG

-continued

60001 CCGGGCACTC CGCGCACATG GAGCCCGTGG CCGCCGAGCT GCTCGCCACC ACCCGCGGGC  
 60061 TCCGCTACCA CCCTCCCCAC ACCTCCATTC CGAACGACCC CACCACCGCT GAGTACTGGG  
 60121 CCGAGCAGGT CCGCAAGCCC GTGCTGTTCC ACGCCACGC GCAGCAGTAC CCGGACGCCG  
 60181 TGTTCGTGGA GATCGGCCCC GCCCAGGACC TCTCCCCGCT CGTCGACGGG ATCCCCGTGC  
 60241 AGAACGGCAC CGCGGACGAG GTGCACGCGC TGCACACCGC GCTCGCGCAC CTCTACGCGC  
 60301 GCGGTGCCAC GCTCGACTGG CCCC GCATCC TCGGGGCTGG GTCACGGCAC GACGCGGATG  
 60361 TGCCCGCGTA CGCGTTCCAA CGGCGGCACT ACTGGATCGA GTCGGCACGC CCGGCCGCAT  
 60421 CCGACGCGGG CCACCCCGTG CTGGGCTCCG GTATCGCCCT CGCCGGGTCG CCGGGCCGGG  
 60481 TGTTCACGGG TTCCGTGCCG ACCGGTGCGG ACCGCGCGGT GTTCGTGCC GAGCTGGCGC  
 60541 TGGCCGCCGC GGACGCGGTC GACTGCGCCA CGGTCGAGCG GCTCGACATC GCCTCCGTGC  
 60601 CCGGCCGGCC GGGCCATGGC CGGACGACCG TACAGACCTG GGTGACGAG CCGGCGGACG  
 60661 ACGCCCGCG CCGGTTACCC GTGCACACCC GCACCGGCGA CGCCCGTGG ACGCTGCACG  
 60721 CCGAGCGGGT GCTGCGCCCC CATGGCACGG CCCTGCCCGA TGGGCGGAC GCCGAGTGGC  
 60781 CCCACCGGG CGCGGTGCC GCGGACGGG TGCCGGGTGT GTGGCGCCGG GGGGACCAGG  
 60841 TCTTCGCCGA GGCCGAGGTG GACGGACCGG ACGGTTTCGT GGTGCACCCC GACCTGCTCG  
 60901 ACGCGTCTT CTCCGCGGTC GCGGACGGAA GCCGCCAGCC GGCCGATGG CGCGACCTGA  
 60961 CCGTGACGC GTCGGACGCC ACCGTACTGC GCGCCTGCCT CACCCGGCGC ACCGACGGAG  
 61021 CCATGGGATT CGCCGCCTTC GACGGCGCCG GCCTGCCGGT ACTCACCGCG GAGGCGGTGA  
 61081 CGCTGCGGGA GGTGGCGTCA CCGTCCGGCT CCGAGGAGTC GGACGGCCTG CACCGGTTGG  
 61141 AGTGGCTCGC GGTGCGCGAG GCGGTCTACG ACGGTGACCT GCCCGAGGGA CATGTCCTGA  
 61201 TCACCGCCGC CCACCCCGAC GACCCCGAGG ACATACCCAC CCGCGCCAC ACCCGCGCCA  
 61261 CCCGCGTCC T GACCGCCCTG CAACACCACC TCACCACCAC CGACCACACC CTCATCGTCC  
 61321 ACACCACCAC CGACCCCCCG GCGCCACCG TCACCGGCCT CACCCGCACC GCCCAGAACG  
 61381 AACACCCCA CCGCATCCGC CTCATCGAAA CCGACCACCC CCACACCCCC CTCCTCCGTTG  
 61441 CCAACTCGC CACCCTCGAC CACCCCCACC TCCGCCTCAC CCACCACACC CTCACGACC  
 61501 CCCACCTCAC CCCCCTCCAC ACCACCACCC CACCACCCAC CACCCCCCTC AACCCCAAC  
 61561 ACGCCATCAT CATCACCAGG GGTCCGGCA CCCTCGCCGG CATCCTCGCC CGCCACCTGA  
 61621 ACCACCCCA CACCTACCTC CTCTCCCGCA CCCCACCCCG GACGCGCACC CCCGGCACCC  
 61681 ACCTCCCTG CGACGTCGGC GACCCCCACC AACTCGCCAC CACCCTCACC CACATCCCC  
 61741 AACCCCTCAC CGCCATCTTC CACACCGCCG CCACCCTCGA CGACGGCATC CTCACGCCC  
 61801 TCACCCCGA CCGCCTCACC ACCGTCTCC ACCCAAAGC CAACGCGCC TGGCACCTGC  
 61861 ACCACCTCAC CAAAACCAA CCCCTCACC ACTTCGTCTT CTACTCCAGC GCCGCCGCG  
 61921 TCCTCGGAG CCGCGGACAA GGAAACTACG CCGCCGCAA CGCCTTCCTC GACGCCCTCG  
 61981 CCACCACCG CCACACCTC GGCAACCCG CCACCTCCAT CGCCTGGGGC ATGTGGCACA  
 62041 CCACCAGCAC CCTCACCAG CAACTCGAG ACGCCGACCG GGACCGCATC CGCCGCGGGC  
 62101 GTTTCCTCC GATCACGGAC GACGAGGGCA TCGCCTCTA CGAGGCGGCC GTCGGCTCCG  
 62161 GCGAGGACTT CGTCATGGCC GCCGCGATGG ACCCGGCACA GCCGATGACC GGCTCCGTAC  
 62221 CGCCATCCT GAGCGGCTG CGCAGGAGCG CGCGGCGGT CGCCCGTCC GGGCAGACGT  
 62281 TCGCCAGCG GCTCGCCGAG CTGCCGACG CCGACCGCG CGCGGCGCTG ACCACCTCG  
 62341 TCTCGGACGC CACGGCCGCC GTGCTCGGCC ACGCCGACGC CTCCGAGATC GCGCCGACCA

-continued

62401 CGACGTTCAA GGACCTCGGC ATCGACTCGC TCACCGCGAT CGACCTGCGC AACCGGCTCG  
 62461 CCGAGGCGAC CGGGCTGCGG CTGAGTGCCA CGCTGGTGTT CGACCACCCG ACACCTCGGG  
 62521 TCCTCGCCGC CAAGCTCCGC ACCGATCTGT TCGGCACGGC CGTGCCACG CCCGCGCGGA  
 62581 CGGCACGGAC CCACCACGAC GAGCCACTCG CGATCGTCGG CATGGCGTGC CGACTGCCCCG  
 62641 GCGGGTTCGC CTCGCCGAG CAGGTGTGGC AGCTCGTGGC GTCCGGCACC GACGCGATCA  
 62701 CCGAGTTCCC CACCGACCGC GGCTGGGACA TCGACCGGCT GTTCGACCCG GACCCGGACG  
 62761 CCCCCGCAA GACCTACGTC CGGCACGGCC GCTTCCTCGC CGAGGCCGCC GGCTTCGATG  
 62821 CCGCGTTCTT CGGCATCAGC CCGCGCGAGG CACGGGCCAT GGACCCGCAC CAGCGCGTCA  
 62881 TCCTCGAAAC CTCCTGGGAG GCGTTCGAGA ACGCGGGCAT CGTGCCGGAC ACGCTGCGCG  
 62941 GGAGCGACAC CGGCGTGTTT ATGGGCGCGT TCTCCCATGT GTACGGCGCG GCGTTCGACC  
 63001 TGGGCGGGTT CGGCGCCACC GCCACGAGA ACAGCGTGCT CTCCGGCCGG TTGTCTACT  
 63061 TCTTCGGCAT GGAGGGCCCG GCCGTCACCG TCGACACCGC CTGCTCGTCG TCGCTGGTCG  
 63121 CCCTGCACCA GCGGCGACAG GCGCTGCGGA CTGGAGAATG CTCGCTGGCG CTCGCCGGCG  
 63181 GTGTCACGGT GATGCCACC CCGCTGGGCT ACGTCGAGTT CTGCCGCCAG CGGGGACTCG  
 63241 CCCCCGACGG CCGTTGCCAG GCCTTCGCGG AAGGCGCCGA CGGCACGAGC TTCTCGGAGG  
 63301 GCGCCGGCGT TCTTGTGCTG GAGCGGCTCT CCGACGCCGA GCGCAACGGA CACACCGTCC  
 63361 TCGCGTTCGT CCGCTCCTCC GCCGTC AAC AGGACGGCGC CTCCAACGGC ATCTCCGCAC  
 63421 CCAACGGCCC CCCCCAGCAG CGCGTCATCC GCCAGGCCCT CGACAAGGCC GGGCTCGCCC  
 63481 CCGCCGACGT GGACGTGGTG GAGGCCACG GCACCGGAAC CCCGCTGGGC GACCCGATCG  
 63541 AGGCACAGGC CATCATCGCG ACCTACGGCC AGGACCGCGA CACACCGCTC TACCTCGGTT  
 63601 CGGTCAAGTC GAACATCGGA CACACCCAGA CCACCGCCGG TGTCGCCGGC GTCATCAAGA  
 63661 TGGTCATGGC GATGCGCCAC GGCATCGCGC CGAAGACACT GCACGTGGAC GAGCCGTCTG  
 63721 CGCATGTGGA CTGGACCGAG GGTGCGGTGG AACTGCTCAC GCAGGCGAGG CCGTGGCCCCG  
 63781 ACGCGGGACG CCCGCGCCGC GCGGGCGTGT CGTCGCTCGG TATCAGCGGT ACGAACGCCC  
 63841 ACGTGATCCT TGAGGGTGTT CCCGGGCCGT CGCGTGTGGA GCCGTCTGTT GACGGGTTGG  
 63901 TGCCGTTGCC GGTGTCGGCT CGGAGTGAGG CGAGTCTGCG GGGCAGGTG GAGCGGCTGG  
 63961 AGGGGTATCT GCGCGGGAGT GTGGATGTGG CCGCGGTCGC GCAGGGGTTG GTGCGTGAGC  
 64021 GTGCTGTCTT CGGTCACCGT GCGGTA CTG TGGGTGATGC CCGGGTGATG GGTGTGGCGG  
 64081 TGGATCAGCC GCGTACGGTG TTCGCTTTTC CCGGGCAGGG TGCTCAGTGG GTGGGCATGG  
 64141 GTGTGGAGTT GATGGACCGT TCTGCGGTGT TCGCGGCTCG TATGGAGGAG TGTGCGCGGG  
 64201 CGTTGTTGCC GCACACGGGC TGGGATGTGC GGGAGATGTT GGCGCGGCCG GATGTGGCGG  
 64261 AGCGGTGGA GGTGGTCCAG CCGCCAGCT GGGCGGTCGC GGTGAGCCTG GCCGCACTGT  
 64321 GGCAGGCCCA CGGGGTCGTA CCCGACCGCG TGATCGGACA CTCCAGGGC GAGATCGCGG  
 64381 CCGCGTGGT GGC CGGGGCC CTCAGCCTTG AGGACGCCGC CCGCGTGGTG GCCTTGC GCA  
 64441 GCCAGGTCAT CGCGGCGCGA CTGGCCGGGC GGGGAGCGAT GGCTTCGGTG GCATTGCCGG  
 64501 CCGGTGAGGT CCGTCTGGTC GAGGGCGTGT GGATCGCGGC GCGTAACGGC CCCGCCTCGA  
 64561 CAGTCGTGGC CGGCGAGCCG TCGGCGGTGG AGGACGTGGT GACGCGGTAT GAGACCGAAG  
 64621 GCGTGCAGT GCCTCCTATC GCCGTCGACT ACGCCTCCA CACGCCCCAC GTGGAAGCCA  
 64681 TCGAGGACGA ACTCGCTGAG GACTGAAGG GAGTTGCAGG GAAGGCCGCG TCGGTGGCGT  
 64741 GGTGGTCGAC CGTGGACAGC GCCTGGGTGA CCGAGCCGGT GGATGAGAGT TACTGGTACC



-continued

64801 GGAACCTGCG TCGCCCCGTC GCGCTGGACG CGGCGGTGGC GGAGCTGGAC GGGTCCGTGT  
 64861 TCGTGGAGTG CAGCGCCCAT CCGGTGCTGC TGCCGGCGAT GGAACAGGCC CACACGGTGG  
 64921 CGTCGTTGCG CACCGGTGAC GCGGGCTGGG AGCGATGGCT GACGGCGTTG GCGCAGGCGT  
 64981 GGACCCTGGG CGCGGCAGTG GACTGGGACA CCGTGGTCTGA ACCGGTGCCA GGGCGGCTGC  
 65041 TCGATCTGCC CACCTACGCG TTCGAGCGCC GCGGCTACTG GCTGGAAGCG GCCGGTGCCA  
 65101 CCGACCTGTC CGCGGCCGGG CTGACAGGGG CAGCACATCC CATGCTGGCC GCCATCACGG  
 65161 CACTACCCGC CGACGACGGT GGTGTTGTTC TCACCGGCCG GATCTCGTTG CGCACGCATC  
 65221 CCTGGCTGGC TGATCACGCG GTGCGGGGCA CGGTCCTGCT GCCGGGCACG GCCTTTGTGG  
 65281 AGCTGGTCAT CCGGGCCGGT GACGAGACCG GTTGCGGGAT AGTGGATGAA CTGGTCATCG  
 65341 AATCCCCCT CGTGGTGCCG GCGACCGCAG CCGTGGATCT GTCGGTGACC GTGGAAGGAG  
 65401 CTGACGAGGC CGGACGGCGG CGAGTGACCG TCCACGCCCG CACCGAAGGC ACCGGCAGCT  
 65461 GGACCCGGCA CGCCAGCGGC ACCCTGACCC CCGACACCCC CGACACCCCC AACGCTTCCG  
 65521 GTGTTGTCGG TGCGGAGCCG TTCTCGCAGT GGCCACCTGC CACTGCCCGG GCCGTCGACA  
 65581 CCTCGGAGTT CTAATTGCGC CTGGACGCGC TGGGCTACCG GTTCGGACCC ATGTTCCGCG  
 65641 GAATGCGGGC TGCCTGGCGT GATGGTGACA CCGTGTACGC CGAGGTGCGG CTCCCCGAGG  
 65701 ACCGTGCCGC CGACGCGGAC GGTTCGGCA TGCACCCGGC GCTGCTCGAC GCGGCCTTGC  
 65761 AGAGCGGCAG CCTGCTCATG CTGGAATCGG ACGGCCAGCA GAGCGTGCAA CTGCCGTTCT  
 65821 CCTGGCACGG CGTCCGGTTC CACGCGACGG GCGCGACCAT GCTGCGGGTG GCGGTCGTAC  
 65881 CGGGCCCGGA CGGCCTCCGG CTGCATGCCG CGGACAGCGG GAACCGTCCC GTCGCGACGA  
 65941 TCGACCGCT CGTGACCCGG TCCCCGGAAG CGGACCTCGC GCCCGCCGAT CCGATGCTGC  
 66001 GGGTCGGGTG GGCCCCGGTG CCGGTACCTG CCGGGGCCGG TCCGTCCGAC GCGGACGTGC  
 66061 TGACGCTGCG CGGCGACGAC GCCGACCCGC TCGGGGAGAC CCGGGACCTG ACCACCCGTG  
 66121 TTCTCGACGC GCTGCTCCGG GCCGACCCGC CCGTGTACTT CCAGGTGACC GGTGGCCTCG  
 66181 CCGCCAAGGC GGCCGCAGGC CTGGTCCGCA CCGCTCAGAA CGAGCAGCCC GGCCGCTTCT  
 66241 TCCTCGTCGA AACGGACCCG GGAGAGGTCC TGGACGGCGC GAAGCGCGAC GCGATCGCGG  
 66301 CACTCGGCGA GCCCATGTG CGGCTGCGCG ACGGCCTCTT CGAGGCAGCC CGGCTGATGC  
 66361 GGGCCACGCC GTCCCTGACG CTCCCGGACA CCGGTCGTG GCAGCTGCGG CCGTCCGCCA  
 66421 CCGGTTCCCT CGACGACCTT GCCGTGCTCC CCACCGACGC CCCGGACCGG CCGCTCGCGG  
 66481 CCGGCGAGGT GCGGATCGCG GTACGCGCGG CGGGCTGAA CTTCCGGGAT GTCACGGTCG  
 66541 CGCTCGGTGT GGTCCCGAT GCGCGTCCGC TCGGCAGCGA GGCCGCGGGT GTCGTCCTGG  
 66601 AGACCGGCC CCGTGTGCAC GACCTGGCGC CCGGCGACCG GGTCTGGGG ATGCTCGCGG  
 66661 GCGCCTTCGG ACCGGTCGCG ATCACCGACC GCGGCTGCT CGGCCGATG CCGGACGGCT  
 66721 GGACGTTCCC GCAGGCGGCG TCCGTGATGA CCGGTTCCG GACCGCGTGG TACGGCCTGG  
 66781 TCGACCTGGC CGGGCTGCGC CCCGGCGAGA AGGTCTGAT CCACGCGCG GCGACCGGTG  
 66841 TCGGCGCGGC GGCCGTCCAG ATCGCGCGGC ATCTGGGCGC GGAGGTGTAC GCGACCACCA  
 66901 GCGCCGCGAA GCGCCATCTG GTGGACCTGG ACGGAGCGCA TCTGGCCGAT TCCCGCAGCA  
 66961 CCGCGTTGCG CGACGCGTTC CCGCCGGTTC ATGTCGTGCT CAACTCGCTC ACCGGTGAAT  
 67021 TCCTCGACGC GTCCGTCCGG CTGCTCGCGG CCGGTGGCCG GTTCATCGAG ATGGGGAAGA  
 67081 CCGACATCCG GCACGCCGTC CAGCAGCCGT TCGACCTGAT GGACGCCGGC CCCGACCGGA  
 67141 TGCAGCGGAT CATCGTCGAG CTGCTCGGCC TGTTCCGCGC CGACGTGCTG CACCCGCTGC

-continued

67201 CCGTCCACGC CTGGGACGTG CGGCAGGCGC GGGAGGCGTT CGGCTGGATG AGCAGCGGGC  
67261 GTCACACCGG CAAGCTGGTG CTGACGGTCC CGCGGCCGCT GGATCCCGAG GGGGCCGTGC  
67321 TCATCACCGG CGGCTCCGGC ACCCTCGCCG GCATCCTCGC CCGCCACCTG GGCCACCCCC  
67381 ACACCTACCT GCTCTCCCGC ACCCCACCCC CCGACACCAC CCCCAGCACC CACCTCCCCT  
67441 GCGACGTCGG CGACCCCCAC CAACTCGCCA CCACCCTCGC CCGCATCCCC CAACCCCTCA  
67501 CCGCCGTCTT CCACACCGCC GGAACCCTCG ACGACGCCCT GCTCGACAAC CTCACCCCG  
67561 ACCGCGTCGA CACCGTCTC AAACCAAGG CCGACGCCG CTGGCACCTG CACCGGCTCA  
67621 CCCGCGACAC CGACCTCGCC GCGTTCGTG TCTACTCCGC GGTCCGCCGC CTCATGGGCA  
67681 GCCCAGGGCA GGGCAACTAC GTCGCGGCGA ACGCGTTCCT CGACGCGCTC GCCGAACACC  
67741 GCCGTGCGCA AGGGCTGCCC GCGCAGTCCC TCGCATGGGG CATGTGGGCG GACGTCAGCG  
67801 CGCTCACCGC GAAACTCACC GACGCGGACC GCCAGCGCAT CCGGCGCAGC GGATTCCCGC  
67861 CGTTGAGCGC CGCGGACGGC ATGCGGCTGT TCGACGCGC GACGCGTACC CCGGAACCGG  
67921 TCGTCGTCGC GACGACCGTC GACCTCACCC AGCTCGACGG CGCCGTCCGG CCGTTGCTCC  
67981 GCGGTCTGGC CGCGCACCGG GCCGGGCCGG CGCGCACGCT CGCCCGCAAC GCCGGCGAAG  
68041 AGCCCTGGC CGTGCCTCTT GCCGGGCGTA CCGCCGCCGA GCAGCGGCGC ATCATGCAGG  
68101 AGGTCGTGCT CCGCCACGCG GCCGCGTCC TCGCGTACGG GCTGGGCGAC CGCGTGGCGG  
68161 CGGACCGTCC GTTCCGCGAG CTCGGTTTCG ATTCGCTGAC CGCGGTCCGAC CTGCGCAATC  
68221 GGCTCGCGGC CGAGACGGGG CTGCGGCTGC CGACGACGCT GGTGTTTACG CACCCGACGG  
68281 CGGAGGCGCT CACCGCCCAC CTGCTCGACC TGATCGACGC TCCCACCGCC CGGATCGCCG  
68341 GGGAGTCCCT GCCCGCGGTG ACGGCCGCTC CCGTGGCGGC CGCGCGGGAC CAGGACGAGC  
68401 CGATCGCCAT CGTGGCGATG GCGTGCCGGC TGCCCGGTGG TGTGACGTCG CCCGAGGACC  
68461 TGTGGCGGCT CGTCGAGTCC GGCACCGACG CGATCACCAC GCCTCCTGAC GACCGCGGCT  
68521 GGGACGTCGA CGCGCTGTAC GACGCGGACC CGGACGCGGC CGGCAAGGCG TACAACCTGC  
68581 GGGGCGGTTA CCTGGCCGGG GCGGCGGAGT TCGACGCGGC GTTCTTCGAC ATCAGTCCGC  
68641 GCGAAGCGCT CCGCATGGAC CCGCAGCAAC GCCTGCTGCT CGAAACGGCG TGGGAGGCGA  
68701 TCGAGCGCGG CCGGATCAGT CCGGCGTCCG TCCGCGGCCG GGAGGTCGGC GTCTATGTCG  
68761 GTGCGGCCGC GCAGGGCTAC GGGCTGGGCG CCGAGGACAC CGAGGGCCAC GCGATCACCG  
68821 GTGGTTCCAC GAGCCTGCTG TCCGGACGGC TGGCGTACGT GCTCGGGCTG GAGGGCCCGG  
68881 CCGTCACCGT GGACACGGCG TGCTCGTCGT CTCTGGTCCG GCTGCATCTG GCGTGCCAGG  
68941 GGCTGCGGCT GGGCGAGTGC GAACTCGCTC TGGCCGGAGG GGTCTCCGTA CTGAGTTCGC  
69001 CCGCCGCTT CGTGGAGTTC TCCCAGCAGC GCGGGCTCGC GGCCGACGGG CGCTGCAAGT  
69061 CGTTCGGCGC GGGCGCGCAC GGCACGACGT GGTCCGAGGG CGTGGGCGTG CTCGTAAGTGG  
69121 AACGGTCTC CGACCGCGAG CGGCTCGGGC ACACCGTGTG CGCCGTCTG CCGGCGAGCG  
69181 CCGTCACGTC CGACGGCGCC TCCAACGGCC TCACCGCGCC GAACGGGCTC TCGCAGCAGC  
69241 GGGTCATCCG GAAGGCGCTC GCCGCGGCCG GGCTGACCGG CGCCGACGTG GACGTCGTCG  
69301 AGGGGACCG CACCGGCACC CGGCTCGGCG ACCCGTTCGA GGCGGACCGC CTGCTCGCGA  
69361 CGTACGGGCA GGACCGTCCG GCACCGGTCT GCCTGGGCTC GCTGAAGTCG AACATCGGAC  
69421 ATGCCACGGC CGCGGCCGGT GTCGCGGGCG TCATCAAGAT GGTGCAGGCG ATCGGCGCGG  
69481 GCACGATGCC GCGGACGCTG CATGTGGAGG AGCCCTCGCC CGCCGTCCGAC TGGAGCACCG  
69541 GACAGGTGTC CCTGCTCGGC TCCAACCGGC CCTGGCCGGA CGACGAGCGT CCGCGCCGGG

-continued

69601 CGGCCGTCTC CGCGTTCGGG CTCAGCGGGA CGAACGCGCA CGTCATCCTG GAACAGCACC  
 69661 GTCCGGCGCC CGTGGCGTCC CAGCCGCCCC GGCCGCCCCG TGAGGAGTCC CAGCCGCTGC  
 69721 CGTGGGTGCT CTCCGCGCGG ACTCCGGCCG CGCTGCGGGC CCAGGCGGCC CGGCTGCGCG  
 69781 ACCACCTCGC GGCAGCACCG GACGCGGATC CGTTGGACAT CGGGTACGCG CTGGCCACCA  
 69841 GCCGCGCCA GTTCGCCAC CGTGCCCGGG TCGTCGCCAC CACCCCGGAC GGATTCCGTG  
 69901 CCGCGCTCGA CGGCCTCGCG GACGCGCGGG AGGCGCCCGG AGTCGTCACC GGGACCGCTC  
 69961 AGGAGCGGCG CGTCGCCTTC CTCTTCGACG GCCAGGGCGC CCAGCGCGCC GGAATGGGGC  
 70021 GCGAGTCCA CCGCCGGTTC CCCGTCTTCG CCGCCGCGTG GGACGAGGTC TCCGACGCGT  
 70081 TCGGCAAGCA CCTCAAGCAC TCCCCACGG ACGTCTACCA CGGCGAACAC GGCCTCTCG  
 70141 CCCATGACAC CCTGTACGCC CAGGCCGGCC TGTTACGCT CGAAGTGGCG CTGCTGCGGC  
 70201 TGCTGGAGCA CTGGGGGTG CGGCCGGACG TGCTCGTCGG GCACTCCGTC GGCAGAGTGA  
 70261 CCGCGCGTA CGCGCGGGG GTGCTCACC TGCGGACGC GACGGAGTTG ATCGTGGCCC  
 70321 GGGGGCGGGC GCTGCGGGCG CTGCCGCCCG GGGCGATGCT CGCCGTCGAC GGAAGCCCGG  
 70381 CGGAGTCCG CGCCCGCACG GATCTGGACA TCGCCGCGGT CAACGGCCCG TCCGCCGTGG  
 70441 TGCTCGCCGG TTCGCCGGAC GATGTGGCGG CGTTCGAACG GGAGTGGTCG GCGGCCGGGC  
 70501 GCGCACGAA ACGGCTCGAC GTCGGGCACG CGTTCCTC CCGGCACGTC GACGGTGGCG  
 70561 TCGACGGCTT CCGTACGGTG CTGGAGTCGC TCGCGTTCGG CGCGGCGCGG CTGCCGGTGG  
 70621 TGTCCACGAC GACGGGCCGG GACGCCCGG ACGACCTCAT AACGCCCGG CACTGGCTGC  
 70681 GCCATGCGCG TCGGCCGGTG CTGTTCTCGG ATGCCGTCCG GGAGCTGGCC GACCGCGGCG  
 70741 TCACCACGTT CGTGGCCGTC GGCCCTCCG GCTCCCTGGC GTCGGCCGCG GCGGAGAGCG  
 70801 CCGGGGAGGA CGCCGGGACC TACCACGCGG TGCTGCGCGC CCGGACCGGT GAGGAGACCG  
 70861 CCGCGCTGAC CGCCCTCGCC GAGCTGCACG CCCACGGCGT CCCGGTCGAC CTGGCCCGGG  
 70921 TACTGGCCGG TGGCCGGCCA GTGGACCTTC CCGTGTACGC GTTCCAGCAC CGTTCCTACT  
 70981 GGCTGGCCCC GGCCGTGGCG GGGGCGCCGG CCACCGTGGC GGACACCGGG GGTCCGGCGG  
 71041 AGTCCGAGCC GGAGGACCTC ACCGTCGCGG AGATCGTCCG TCGGCGCACC GCGGCGCTGC  
 71101 TCGGCGTCAC GGACCCCGCC GACGTCGATG CGGAAGCGAC GTTCTTCGCG CTCGGTTTCG  
 71161 ACTACTGGC GGTGCAGCGG CTGCGCAACC AGCTCGCCTC GGCAACCGGG CTGGACCTGC  
 71221 CGGCGGCCGT CCTGTTGAC CACGACACCC CGGCCGCGCT CACCGCGTTC CTCCAGGACC  
 71281 GGATCGAGGC CGGCCAGGAC CGGATCGAGG CCGGCGAGGA CGACGACGCG CCCACCGTGC  
 71341 TCTCGTCTCT GGAGGAGATG GAGTCGCTCG ACGCCGCGGA CATCGCGGCG ACGCCGGCCC  
 71401 CGGAGCGTGC GGCCATCGCC GATCTGCTCG ACAAGCTCGC CCATACCTGG AAGGACTACC  
 71461 GATGAGCACC GATACGCACG AGGGAACGCC GCCCGCCGGC CGCTGCCCAT TCGCGATCCA  
 71521 GGACGGTTCAC CGCGCCATCC TGAGAGAGCG CACGGTGGGT TCGTTCGACC TGTTCCGGCT  
 71581 CAAGCACTGG CTGGTCGCCG CCGCCGAGGA CGTCAAGCTG GTCACCAACG ATCCGCGGTT  
 71641 CAGCTCGGCC GCGCCGTCCG AGATGCTGCC CGACCGGCGG CCCGGCTGGT TCTCCGGGAT  
 71701 GGAATCACC GAGCACAACC GCTACCGGCA GAAGATCGCG GGGGACTTCA CACTGCGCGC  
 71761 GCGCGCAAG CGGGAGGACT TCGTCGCCGA GGCCGCCGAC GCCTGCCTGG ACGACATCGA  
 71821 GGCCGCGGGA CCCGGCACCG ACCTCATCCC CGGGTACGCC AAGCGGCTGC CCTCCCTCGT  
 71881 CATCAACGCG CTGTACGGG TCACCCCTGA GGAGGGGGCC GTGCTGGAGG CACGGATGCG  
 71941 CGACATCACC GGCTCGGCCG ATCTGGACAG CGTCAAGACG CTGACCGACG ACTTCTTCGG

-continued

72001 GCACGCGCTG CGGCTGGTCC GCGCGAAGCG TGACGAGCGG GGCAGGACC TGCTGCACCG  
 72061 GCTGGCCTCG GCCGACGACG GCGAGATCTC GCTCAGCGAC GACGAGGCGA CGGGCGTGTT  
 72121 CGCGACGCTG CTGTTGCGCG GCCACGACTC GGTGCAGCAG ATGGTCGGCT ACTGCCTCTA  
 72181 CGCACTGCTC AGCCACCCCG AGCAGCAGGC GGCCTGCGC GCGCGCCCGG AGCTGGTCGA  
 72241 CAACGCGGTC GAGGAGATGC TCCGTTTCCT GCCCGTCAAC CAGATGGGCG TACCGCGCGT  
 72301 CTGTGTCGAG GACGTGATG TCGGGGCGT GCGCATCCGT GCGGGCGACA ACGTGATCCC  
 72361 GCTCTACTCG ACGGCCAACC GCGACCCCGA GGTGTTCCCG CAGCCCGACA CCTTCGATGT  
 72421 GACGCGCCCG CTGGAGGGCA ACTTCGCGTT CGGCCACGGC ATTCACAAGT GTCCCGGCCA  
 72481 GCACATCGCC CGGGTGCTCA TCAAGGTGCG CTGCCTGCGG TTGTTGAGC GTTCCCGGA  
 72541 CGTCCGGCTG GCCGGCGACG TGCCGATGAA CGAGGGGCTC GGGCTGTTCA GCCCGGCCGA  
 72601 GCTGCGGGTC ACCTGGGGGG CGGCATGAGT CACCCGGTGG AGACGTTGCG GTTGCCGAAC  
 72661 GGGACGACGG TCGCGCACAT CAACGCGGGC GAGGCGCAGT TCCTCTACCG GGAGATCTTC  
 72721 ACCCAGCGCT GCTACCTGCG CCACGGTGTC GACCTGCGCC CGGGGACGT GGTGTTGAC  
 72781 GTCGGCGCGA ACATCGGCAT GTTCACGCTT TTCGCGCATC TGGAGTGTC TGGTGTGACC  
 72841 GTGCACGCCT TCGAGCCCGC GCCCGTGCCG TTCGCGGCGC TCGGGCGAA CGTGACGCGG  
 72901 CACGGCATCC CGGGCCAGGC GGACCAGTGC GCGGTCTCCG ACAGCTCCGG CACCCGGAAG  
 72961 ATGACCTTCT ATCCCGACGC CACGCTGATG TCCGGTTTCC ACGCGGATGC CGCGGCCCGG  
 73021 ACGGAGCTGT TCGGCACGCT CGGCCTCAAC GCGGGCTACA CCGCCGAGGA CGTCGACACC  
 73081 ATGCTCGCGC AACTGCCCGA CGTCAGCGAG GAGATCGAAA CCCCTGTGGT CCGGCTCTCC  
 73141 GACGTACATG CGGAGCGCGG TATCGAGGCC ATCGGCCTGC TGAAGGTGCA CGTGAGAAG  
 73201 AGCGAACGGC AGGTCTTCGC CGGCCTCGAG GACACCGACT GGCCCGTAT CCGCCAGGTC  
 73261 GTCGCGGAGG TCCACGACAT CGACGGCGCG CTCGAGGAGG TCGTCACGCT GCTCCGCGGC  
 73321 CATGGCTTCA CCGTGGTTCG CGAGCAGGAA CCGCTGTTTC CCGGCACGGG CATCCACCAG  
 73381 GTCGCCGCGC GCGGGTGGC CGGCTGAGCG CCGTCGGGGC CGCGGCCGTC CGCACCGGCG  
 73441 GCCGCGGTGC GGACGGCGGC TCAGCCGGCG TCGGACAGTT CCTTGGGCAG TTGCTGACGG  
 73501 CCCTTCACCC CCAGCTTGCG GAACACGTTG GTGAGGTGCT GTTCCACCGT GCTGGAGGTG  
 73561 ACGAACAGCT GGCTGGCGAT CTCCTTGTTG GTGCGCCCGA CCGCGGCGTG CGACGCCACC  
 73621 CGCCGCTCCG CCTCGGTCAG CGATGTGATC CGCTGCGCCG GCGTCACGTC CTGGGTGCCG  
 73681 TCCGCTCCG AGGACTCCCC ACCGAGCCGC CGGAGGAGCG GCACGGCTCC GCACTGGGTC  
 73741 GCGAGGTGCC GTGCGCGGCG GAACAGTCCC CGCGCACGGC TGTGCCGCGG GAGCATGCCG  
 73801 CACGCTTCGC CCATGTCGGC GAGGACGCGG GCCAGCTCGT ACTGGTCGCG GCACATGATG  
 73861 AGCAGATCGG CGGCCTCGTC GAGCAGTTCG ATCCGCTTGG CCGCGGACT GTAGGCCGCC  
 73921 TGCACCCGCA GCGTCATCAC CCGCGCCCGG GACCCCATCG GCCGGACAG CTGCTCGGAG  
 73981 ATGAGCCTCA GCCCCTCGTC ACGCCCGCGG CCGAGCAGCA GAAGCGCTTC GCGGCGTCCG  
 74041 ACCCGCCACA GGGCCAGGCC CGGCACGTCG ACGGACCAGC GTCGCATCCG CTCCCCGAG  
 74101 TCCCGAAGC CGTTGTACGC CGCCCGGTAC CGCCCGGCCG CGAGATGGTG TTGCCACGG  
 74161 GCCAGACCA TGTGAGTCC GAAGAGGCTG TCGGAGGTCT CCTCCGGCAA CGGCTCGGCG  
 74221 AGCCACCGCT CCGCCCGGTC CAGGTCGCC AGTCGGATCG CCGCGGCCAC GGTGCTGCTC  
 74281 AGCGGCAATG CGGCGGCCAT CCCCCAGGAG GGCACGACCC GGGGGCGAG CGCGGCTCCG  
 74341 CCGCATTCGA CGGCGGCGGT CAGGTCGCCG CGGCGCAGCG CGGCCTCGGC GCGGAACCC

-continued

74401 GCGTGGACCG CCTCGTCGGC CGGGGTCCGC ATGTTGTCTG CACCGGCCAG CTTGTCGACC  
 74461 CAGGACTGGA CGGCATCGGT GTCCTCGGCG TAGAGCAGGG CCAGCAACGC CATCATGGTC  
 74521 GTGGTCCGGT CCGTCGTGAC CCGGGAGTGC TGGAGCACGT ACTCGGCTTT GGCCTCGGCC  
 74581 TGTTCGGACC AGCCGCGCAG CGCGTTGCTC AGGGCCTTGT CGGCGACGGC GCGGTGCCGG  
 74641 ACGGCTCCGG AAAACGAGGC GACCTCGTCC TCGGCCGGCG GATCGGCCGG ACGCGGCCGA  
 74701 TCGGCCGCGC CGGGATAGAT CAGCGCGAGG GACAGGTCCG CGACGCGCAG GTGCGCCCGG  
 74761 CCTGCTCGC TCGGGGCGGC GGAGCGCTGG GCCGCCAGGA CCTCGGCGGC CTCGCCCGGC  
 74821 CGCCCGTCCA TCGCCAGCCA GCAGGCGAGC GACACGGCGT GCTCGCTGGA GAGGAGCCGT  
 74881 TCCC GCGACG CGGTGAGCAG CTCGGGCACA TGCCGGCCGG ATCTGGCGGG ATCGCAGAGC  
 74941 CGCTCGATGG CGGCGGTGTC GACGCGCAGT GCGGCGTGGG CGGCGGGGTC GTCGGAGGCC  
 75001 CGGTAGGCGA ACTCCAGGTA GGTGACGGCC TCGTCGAGCT CGCCGCGCAG GTGGTGCTCG  
 75061 CGCGCGGCGT CGGTGAACAG CCCGGCGACC TCGGCGCCGT GCACCCGGCC GTTACCCATC  
 75121 TGGTGGCGGG CGAGCACCTT GCTGGCCACG CCGCGGTCCC GCAGCAGTTC CAGCGCCAGC  
 75181 TCGTGCAGGC CACGCCGCTC GCGGCGGAG AGGTCTGTCG GTACGACGGA GCGGGCCGCG  
 75241 GGGTGCGGGA ACCGCCCTTC CCGCAGCAGC CGCCCTCGA CCAGCTGTTT GTGGGCTGTC  
 75301 TCGACCGCCT CGGTGTCGAG GCCGGTCATC CGCTGGACGA GGGTGAGTTC GACTCTCTCG  
 75361 CCGAGCACGG CGGAAGCTCG GCGGACGCTC AGCGCGGCCG GGCCGCAACG ATAGAGCGAC  
 75421 CCGAGGTAGG CGAGCCGGTA CGCCCGCCCC GCGACCACTT CCAGGCACCC TGAGGTCCGT  
 75481 GTCCGTGCCT CCCGGATGTC GTCGATCAGC CCGTGGCCGA GGAGCAGGTT GCCGCCGGTC  
 75541 GCCCGGAACG CCTGGGCCAC CACGTCGTCTG TCGCGTCTCT GGCCGAGGTC CCGGCGCAGC  
 75601 AGTTCGGTGG TCTGCGCCTC GGTGAGCGGG CGCAGCGCGA TCTCCTGGTA GTGGCGCAGA  
 75661 CTCAGCAGTG CCGCCCGGAA TTGGGAGTGG GCGGGCGTCG GCCGGAGCAG CTCGGTCAGC  
 75721 ACGATGGCGA CACGGGCCCG GCTGATGCGG CGCGCGAGGT GGAGCAGGCA GCGCAGCGAC  
 75781 GGGCGTTCGG CGTGGTGCAC GTCGTCGATG CCGATCAGTA CGGGCCGCTC CGCGGCGAGC  
 75841 GTCAGCACCG TCGGGTGAG TTCGGTCCCC AGGCGGTTGT CGACGTCGGC CGGCAGGTTT  
 75901 TCGCACGATG CCGTCAGCCG GACCAGCTCC GGTGTCCGGG CGGCCAGCTC GGGCTGGTCC  
 75961 AGGAGCTGGC CGAGCATGCC GTACGGCAGG GCCCGTCTCT CCATGGAGCA CACCGCGCGA  
 76021 AGGGTGACGA AGCCGGCCTT GGCCGCGGCG GCGTCGAGGA GTTCGGTCTT GCCGCAGGCG  
 76081 ATCGGCCCGG TGACGGCGGC GACGACGCC CGCCCGCCCC CCGCTCGGGT GAGCGCCCGG  
 76141 TGGAGGGAAC CGAACTCGTC ATCGCGGGCG ATCAGGTCTG GGGGAGATAA GCGCGCTATC  
 76201 ACGAATGGAA CTACCTCGCG ACCGTCTGTTG AAACCCATAG GCATCACATG GCTTGTGATG  
 76261 CTGTACGGCT GTGATTCAGC CTGGCGGGAT GCTGTGCTAC AGATGGGAAG ATGTGATCTA  
 76321 GGGCCGTGCC GTTCCCTCAG GAGCCGACCG CCCCCGGCGC CACCCGCGGT ACCCCCTGGG  
 76381 CCACCAGCTC GCGGACCCGC TCCTGGTGGT CGACGAGGTA GAAGTGCCCG CCGGGGAAGA  
 76441 CCTCCACCGT GGTGCGGCGG GTCGTGTGCC CGGCCAGGC GTGGGCCTGC TCCACCGTCG  
 76501 TCTTCGGATC CTCGTCACCG ATGCACACCG TGATCGGCGT CTCCAGCGGC GCGCGGGCT  
 76561 CCCACCGGTA CGTCTCCGCC GCGTAGTAGT CCGCCCGCAA CGGCGCCAGG ATCAGCGCGC  
 76621 GCATTTCTGC GTCCGCCATC ACATCGGCGC TCGTCCCGCC GAGGCCGATG ACCGCCGCA  
 76681 GCAGCTCGTC GTCGGACGCG AGGTGGTCTT GGTGCGGCGG CGGCTGCGAC GCGCCCGCC  
 76741 GGCCCGAGAC GATCAGGTGC GCCACCGGGA GCCGCTGGGC CAGCTCGAAC GCGAGTGTCTG

## -continued

76801 CGCCCATGCT GTGGCCGAAC AGCACCAGCG GACGGTCCAG CCCC GGCTTC AACGCCTCGG  
76861 CCACGAGGCC GGCAGAGAACA CGCAGGTGCG GCACCGCCTC CTCGTGCGGG CGGTCCTGGC  
76921 GGCCGGGGTA CTGCACGGCG TACACGTCCG CCACCGGGGC GAGCGCACGG GCCAGCGGAA  
76981 GGTAGAACGT CGCCGATCCG CCGGCGTGGG GCAGCAGCAC CACCCGTACC GGGGCCTCGG  
77041 GCGTGGGGAA GAACTGCCGC AGCCAGAGTT CCGAGCTCAC CGCACCCCT CGGCCGCGAC  
77101 CTGGGGAGCC CGGAACCGGG TGATCTCGGC CAAGTGCTTC TCCCGCATCT CCGGGTCCGGT  
77161 CACGCCCAT CCCTCCTCCG GCGCCAGACA GAGGACCGG ACTTTGCCGT TGTGCACATT  
77221 GCGATGCACA TCGCGCACCG CCGACCCGAC GTCGTGAGC GGGTAGGTCA CCGACAGCGT  
77281 CGGGTGCACC ATCCCCTTGC AGATCAGGCG GTTCGCCTCC CACGCCTCAC GATAGTTCGC  
77341 GAAGTGGGTA CCGATGATCC GCTTCACGGA CATCCACAGG TACCGATTGT CAAAGGCGTG  
77401 CTCGTATCCC GAGGTTGACG CGCAGGTGAC GATCGTGCCA CCCC GACGTG TCACGTAGAC  
77461 ACTCGCGCCG AACGTCGCGC GCCCCGGGTG CTCGAACACG ATGTCGGGAT CGTCACCGCC  
77521 GGTCAGCTCC CGGATC

Those of skill in the art will recognize that, due to the degenerate nature of the genetic code, a variety of DNA compounds differing in their nucleotide sequences can be used to encode a given amino acid sequence of the invention. The native DNA sequence encoding the FK-520 PKS of *Streptomyces hygroscopicus* is shown herein merely to illustrate a preferred embodiment of the invention, and the present invention includes DNA compounds of any sequence that encode the amino acid sequences of the polypeptides and proteins of the invention. In similar fashion, a polypeptide can typically tolerate one or more amino acid substitutions, deletions, and insertions in its amino acid sequence without loss or significant loss of a desired activity. The present invention includes such polypeptides with alternate amino acid sequences, and the amino acid sequences shown merely illustrate preferred embodiments of the invention.

The recombinant nucleic acids, proteins, and peptides of the invention are many and diverse. To facilitate an understanding of the invention and the diverse compounds and methods provided thereby, the following general description of the FK-520 PKS genes and modules of the PKS proteins encoded thereby is provided. This general description is followed by a more detailed description of the various domains and modules of the FK-520 PKS contained in and encoded by the compounds of the invention. In this description, reference to a heterologous PKS refers to any PKS other than the FK-520 PKS. Unless otherwise indicated, reference to a PKS includes reference to a portion of a PKS. Moreover, reference to a domain, module, or PKS includes reference to the nucleic acids encoding the same and vice-versa, because the methods and reagents of the invention provide or enable one to prepare proteins and the nucleic acids that encode them.

The FK-520 PKS is composed of three proteins encoded by three genes designated *fkBA*, *fkBB*, and *fkBC*. The *fkBA* ORF encodes extender modules 7–10 of the PKS. The *fkBB* ORF encodes the loading module (the CoA ligase) and extender modules 1–4 of the PKS. The *fkBC* ORF encodes extender modules 5–6 of the PKS. The *fkBP* ORF encodes the NRPS that attaches the pipecolic acid and cyclizes the FK-520 polyketide.

The loading module of the FK-520 PKS includes a CoA ligase, an ER domain, and an ACP domain. The starter

building block or unit for FK-520 is believed to be a dihydroxycyclohexene carboxylic acid, which is derived from shikimate. The recombinant DNA compounds of the invention that encode the loading module of the FK-520 PKS and the corresponding polypeptides encoded thereby are useful for a variety of methods and in a variety of compounds. In one embodiment, a DNA compound comprising a sequence that encodes the FK-520 loading module is inserted into a DNA compound that comprises the coding sequence for a heterologous PKS. The resulting construct, in which the coding sequence for the loading module of the heterologous PKS is replaced by the coding sequence for the FK-520 loading module, provides a novel PKS coding sequence. Examples of heterologous PKS coding sequences include the rapamycin, FK-506, rifamycin, and avermectin PKS coding sequences. In another embodiment, a DNA compound comprising a sequence that encodes the FK-520 loading module is inserted into a DNA compound that comprises the coding sequence for the FK-520 PKS or a recombinant FK-520 PKS that produces an FK-520 derivative.

In another embodiment, a portion of the loading module coding sequence is utilized in conjunction with a heterologous coding sequence. In this embodiment, the invention provides, for example, either replacing the CoA ligase with a different CoA ligase, deleting the ER, or replacing the ER with a different ER. In addition, or alternatively, the ACP can be replaced by another ACP. In similar fashion, the corresponding domains in another loading or extender module can be replaced by one or more domains of the FK-520 PKS. The resulting heterologous loading module coding sequence can be utilized in conjunction with a coding sequence for a PKS that synthesizes FK-520, an FK-520 derivative, or another polyketide.

The first extender module of the FK-520 PKS includes a KS domain, an AT domain specific for methylmalonyl CoA, a DH domain, a KR domain, and an ACP domain. The recombinant DNA compounds of the invention that encode the first extender module of the FK-520 PKS and the corresponding polypeptides encoded thereby are useful for a variety of applications. In one embodiment, a DNA compound comprising a sequence that encodes the FK-520 first extender module is inserted into a DNA compound that comprises the coding sequence for a heterologous PKS. The

resulting construct, in which the coding sequence for a module of the heterologous PKS is either replaced by that for the first extender module of the FK-520 PKS or the latter is merely added to coding sequences for modules of the heterologous PKS, provides a novel PKS coding sequence. In another embodiment, a DNA compound comprising a sequence that encodes the first extender module of the FK-520 PKS is inserted into a DNA compound that comprises the remainder of the coding sequence for the FK-520 PKS or a recombinant FK-520 PKS that produces an FK-520 derivative.

In another embodiment, all or only a portion of the first extender module coding sequence is utilized in conjunction with other PKS coding sequences to create a hybrid module. In this embodiment, the invention provides, for example, either replacing the methylmalonyl CoA specific AT with a malonyl CoA, ethylmalonyl CoA, or 2-hydroxymalonyl CoA specific AT; deleting either the DH or KR or both; replacing the DH or KR or both with another DH or KR; and/or inserting an ER. In replacing or inserting KR, DH, and ER domains, it is often beneficial to replace the existing KR, DH, and ER domains with the complete set of domains desired from another module. Thus, if one desires to insert an ER domain, one may simply replace the existing KR and DH domains with a KR, DH, and ER set of domains from a module containing such domains. In addition, the KS and/or ACP can be replaced with another KS and/or ACP. In each of these replacements or insertions, the heterologous KS, AT, DH, KR, ER, or ACP coding sequence can originate from a coding sequence for another module of the FK-520 PKS, from a gene for a PKS that produces a polyketide other than FK-520, or from chemical synthesis. The resulting heterologous first extender module coding sequence can be utilized in conjunction with a coding sequence for a PKS that synthesizes FK-520, an FK-520 derivative, or another polyketide. In similar fashion, the corresponding domains in a module of a heterologous PKS can be replaced by one or more domains of the first extender module of the FK-520 PKS.

In an illustrative embodiment of this aspect of the invention, the invention provides recombinant PKSs and recombinant DNA compounds and vectors that encode such PKSs in which the KS domain of the first extender module has been inactivated. Such constructs are especially useful when placed in translational reading frame with the remaining modules and domains of an FK-520 or FK-520 derivative PKS. The utility of these constructs is that host cells expressing, or cell free extracts containing, the PKS encoded thereby can be fed or supplied with N-acylcysteamine thioesters of novel precursor molecules to prepare FK-520 derivatives. See U.S. patent application Ser. No. 60/117,384, filed Jan. 27, 1999, and PCT patent publication Nos. US97/02358 and US99/03986, each of which is incorporated herein by reference.

The second extender module of the FK-520 PKS includes a KS, an AT specific for methylmalonyl CoA, a KR, an inactive DH, and an ACP. The recombinant DNA compounds of the invention that encode the second extender module of the FK-520 PKS and the corresponding polypeptides encoded thereby are useful for a variety of applications. In one embodiment, a DNA compound comprising a sequence that encodes the FK-520 second extender module is inserted into a DNA compound that comprises the coding sequence for a heterologous PKS. The resulting construct, in which the coding sequence for a module of the heterologous PKS is either replaced by that for the second extender module of the FK-520 PKS or the latter is merely added to

coding sequences for the modules of the heterologous PKS, provides a novel PKS coding sequence. In another embodiment, a DNA compound comprising a sequence that encodes the second extender module of the FK-520 PKS is inserted into a DNA compound that comprises the coding sequence for the remainder of the FK-520 PKS or a recombinant FK-520 PKS that produces an FK-520 derivative.

In another embodiment, all or a portion of the second extender module coding sequence is utilized in conjunction with other PKS coding sequences to create a hybrid module. In this embodiment, the invention provides, for example, either replacing the methylmalonyl CoA specific AT with a malonyl CoA, ethylmalonyl CoA, or 2-hydroxymalonyl CoA specific AT; deleting the KR and/or the inactive DH; replacing the KR with another KR; and/or inserting an active DH or an active DH and an ER. In addition, the KS and/or ACP can be replaced with another KS and/or ACP. In each of these replacements or insertions, the heterologous KS, AT, DH, KR, ER, or ACP coding sequence can originate from a coding sequence for another module of the FK-520 PKS, from a coding sequence for a PKS that produces a polyketide other than FK-520, or from chemical synthesis. The resulting heterologous second extender module coding sequence can be utilized in conjunction with a coding sequence from a PKS that synthesizes FK-520, an FK-520 derivative, or another polyketide. In similar fashion, the corresponding domains in a module of a heterologous PKS can be replaced by one or more domains of the second extender module of the FK-520 PKS.

The third extender module of the FK-520 PKS includes a KS, an AT specific for malonyl CoA, a KR, an inactive DH, and an ACP. The recombinant DNA compounds of the invention that encode the third extender module of the FK-520 PKS and the corresponding polypeptides encoded thereby are useful for a variety of applications. In one embodiment, a DNA compound comprising a sequence that encodes the FK-520 third extender module is inserted into a DNA compound that comprises the coding sequence for a heterologous PKS. The resulting construct, in which the coding sequence for a module of the heterologous PKS is either replaced by that for the third extender module of the FK-520 PKS or the latter is merely added to coding sequences for the modules of the heterologous PKS, provides a novel PKS coding sequence. In another embodiment, a DNA compound comprising a sequence that encodes the third extender module of the FK-520 PKS is inserted into a DNA compound that comprises the coding sequence for the remainder of the FK-520 PKS or a recombinant FK-520 PKS that produces an FK-520 derivative.

In another embodiment, all or a portion of the third extender module coding sequence is utilized in conjunction with other PKS coding sequences to create a hybrid module. In this embodiment, the invention provides, for example, either replacing the malonyl CoA specific AT with a methylmalonyl CoA, ethylmalonyl CoA, or 2-hydroxymalonyl CoA specific AT; deleting the KR and/or the inactive DH; replacing the KR with another KR; and/or inserting an active DH or an active DH and an ER. In addition, the KS and/or ACP can be replaced with another KS and/or ACP. In each of these replacements or insertions, the heterologous KS, AT, DH, KR, ER, or ACP coding sequence can originate from a coding sequence for another module of the FK-520 PKS, from a coding sequence for a PKS that produces a polyketide other than FK-520, or from chemical synthesis. The resulting heterologous third extender module coding sequence can be utilized in conjunction with a coding sequence from a PKS that synthesizes FK-520, an FK-520 derivative, or

another polyketide. In similar fashion, the corresponding domains in a module of a heterologous PKS can be replaced by one or more domains of the third extender module of the FK-520 PKS.

The fourth extender module of the FK-520 PKS includes a KS, an AT that binds ethylmalonyl CoA, an inactive DH, and an ACP. The recombinant DNA compounds of the invention that encode the fourth extender module of the FK-520 PKS and the corresponding polypeptides encoded thereby are useful for a variety of applications. In one embodiment, a DNA compound comprising a sequence that encodes the FK-520 fourth extender module is inserted into a DNA compound that comprises the coding sequence for a heterologous PKS. The resulting construct, in which the coding sequence for a module of the heterologous PKS is either replaced by that for the fourth extender module of the FK-520 PKS or the latter is merely added to coding sequences for the modules of the heterologous PKS, provides a novel PKS coding sequence. In another embodiment, a DNA compound comprising a sequence that encodes the fourth extender module of the FK-520 PKS is inserted into a DNA compound that comprises the remainder of the coding sequence for the FK-520 PKS or a recombinant FK-520 PKS that produces an FK-520 derivative.

In another embodiment, a portion of the fourth extender module coding sequence is utilized in conjunction with other PKS coding sequences to create a hybrid module. In this embodiment, the invention provides, for example, either replacing the ethylmalonyl CoA specific AT with a malonyl CoA, methylmalonyl CoA, or 2-hydroxymalonyl CoA specific AT; and/or deleting the inactive DH, inserting a KR, a KR and an active DH, or a KR, an active DH, and an ER. In addition, the KS and/or ACP can be replaced with another KS and/or ACP. In each of these replacements or insertions, the heterologous KS, AT, DH, KR, ER, or ACP coding sequence can originate from a coding sequence for another module of the FK-520 PKS, a PKS for a polyketide other than FK-520, or from chemical synthesis. The resulting heterologous fourth extender module coding sequence can be utilized in conjunction with a coding sequence for a PKS that synthesizes FK-520, an FK-520 derivative, or another polyketide. In similar fashion, the corresponding domains in a module of a heterologous PKS can be replaced by one or more domains of the fourth extender module of the FK-520 PKS.

As illustrative examples, the present invention provides recombinant genes, vectors, and host cells that result from the conversion of the FK-506 PKS to an FK-520 PKS and vice-versa. In one embodiment, the invention provides a recombinant set of FK-506 PKS genes but in which the coding sequences for the fourth extender module or at least those for the AT domain in the fourth extender module have been replaced by those for the AT domain of the fourth extender module of the FK-520 PKS. This recombinant PKS can be used to produce FK-520 in recombinant host cells. In another embodiment, the invention provides a recombinant set of FK-520 PKS genes but in which the coding sequences for the fourth extender module or at least those for the AT domain in the fourth extender module have been replaced by those for the AT domain of the fourth extender module of the FK-506 PKS. This recombinant PKS can be used to produce FK-506 in recombinant host cells.

Other examples of hybrid PKS enzymes of the invention include those in which the AT domain of module 4 has been replaced with a malonyl specific AT domain to provide a PKS that produces 21-desethyl-FK520 or with a methylmalonyl specific AT domain to provide a PKS that produces

21-desethyl-21-methyl-FK520. Another hybrid PKS of the invention is prepared by replacing the AT and inactive KR domain of FK-520 extender module 4 with a methylmalonyl specific AT and an active KR domain, such as, for example, from module 2 of the DEBS or oleandolide PKS enzymes, to produce 21-desethyl-21-methyl-22-desoxo-22-hydroxy-FK520. The compounds produced by these hybrid PKS enzymes are neurotrophins.

The fifth extender module of the FK-520 PKS includes a KS, an AT that binds methylmalonyl CoA, a DH, a KR, and an ACP. The recombinant DNA compounds of the invention that encode the fifth extender module of the FK-520 PKS and the corresponding polypeptides encoded thereby are useful for a variety of applications. In one embodiment, a DNA compound comprising a sequence that encodes the FK-520 fifth extender module is inserted into a DNA compound that comprises the coding sequence for a heterologous PKS. The resulting construct, in which the coding sequence for a module of the heterologous PKS is either replaced by that for the fifth extender module of the FK-520 PKS or the latter is merely added to coding sequences for the modules of the heterologous PKS, provides a novel PKS. In another embodiment, a DNA compound comprising a sequence that encodes the fifth extender module of the FK-520 PKS is inserted into a DNA compound that comprises the coding sequence for the FK-520 PKS or a recombinant FK-520 PKS that produces an FK-520 derivative.

In another embodiment, a portion of the fifth extender module coding sequence is utilized in conjunction with other PKS coding sequences to create a hybrid module. In this embodiment, the invention provides, for example, either replacing the methylmalonyl CoA specific AT with a malonyl CoA, ethylmalonyl CoA, or 2-hydroxymalonyl CoA specific AT; deleting any one or both of the DH and KR; replacing any one or both of the DH and KR with either a KR and/or DH; and/or inserting an ER. In addition, the KS and/or ACP can be replaced with another KS and/or ACP. In each of these replacements or insertions, the heterologous KS, AT, DH, KR, ER, or ACP coding sequence can originate from a coding sequence for another module of the FK-520 PKS, from a coding sequence for a PKS that produces a polyketide other than FK-520, or from chemical synthesis. The resulting heterologous fifth extender module coding sequence can be utilized in conjunction with a coding sequence for a PKS that synthesizes FK-520, an FK-520 derivative, or another polyketide. In similar fashion, the corresponding domains in a module of a heterologous PKS can be replaced by one or more domains of the fifth extender module of the FK-520 PKS.

In an illustrative embodiment, the present invention provides a set of recombinant FK-520 PKS genes in which the coding sequences for the DH domain of the fifth extender module have been deleted or mutated to render the DH non-functional. In one such mutated gene, the KR and DH coding sequences are replaced with those encoding only a KR domain from another PKS gene. The resulting PKS genes code for the expression of an FK-520 PKS that produces an FK-520 analog that lacks the C-19 to C-20 double bond of FK-520 and has a C-20 hydroxyl group. Such analogs are preferred neurotrophins, because they have little or no immunosuppressant activity. This recombinant fifth extender module coding sequence can be combined with other coding sequences to make additional compounds of the invention. In an illustrative embodiment, the present invention provides a recombinant FK-520 PKS that contains both this fifth extender module and the recombinant fourth extender module described above that comprises the coding



sequence for the fourth extender module AT domain of the FK-506 PKS. The invention also provides recombinant host cells derived from FK-506 producing host cells that have been mutated to prevent production of FK-506 but that express this recombinant PKS and so synthesize the corresponding (lacking the C-19 to C-20 double bond of FK-506 and having a C-20 hydroxyl group) FK-506 derivative. In another embodiment, the present invention provides a recombinant FK-506 PKS in which the DH domain of module 5 has been deleted or otherwise rendered inactive and thus produces this novel polyketide.

The sixth extender module of the FK-520 PKS includes a KS, an AT specific for methylmalonyl CoA, a KR, a DH, an ER, and an ACP. The recombinant DNA compounds of the invention that encode the sixth extender module of the FK-520 PKS and the corresponding polypeptides encoded thereby are useful for a variety of applications. In one embodiment, a DNA compound comprising a sequence that encodes the FK-520 sixth extender module is inserted into a DNA compound that comprises the coding sequence for a heterologous PKS. The resulting construct, in which the coding sequence for a module of the heterologous PKS is either replaced by that for the sixth extender module of the FK-520 PKS or the latter is merely added to coding sequences for the modules of the heterologous PKS, provides a novel PKS coding sequence. In another embodiment, a DNA compound comprising a sequence that encodes the sixth extender module of the FK-520 PKS is inserted into a DNA compound that comprises the coding sequence for the remainder of the FK-520 PKS or a recombinant FK-520 PKS that produces an FK-520 derivative.

In another embodiment, a portion of the sixth extender module coding sequence is utilized in conjunction with other PKS coding sequences to create a hybrid module. In this embodiment, the invention provides, for example, either replacing the methylmalonyl CoA specific AT with a malonyl CoA, ethylmalonyl CoA, or 2-hydroxymalonyl CoA specific AT; deleting any one, two, or all three of the KR, DH, and ER; and/or replacing any one, two, or all three of the KR, DH, and ER with another KR, DH, and ER. In addition, the KS and/or ACP can be replaced with another KS and/or ACP. In each of these replacements, the heterologous KS, AT, DH, KR, ER, or ACP coding sequence can originate from a coding sequence for another module of the FK-520 PKS, from a coding sequence for a PKS that produces a polyketide other than FK-520, or from chemical synthesis. The resulting heterologous sixth extender module coding sequence can be utilized in conjunction with a coding sequence for a PKS that synthesizes FK-520, an FK-520 derivative, or another polyketide. In similar fashion, the corresponding domains in a module of a heterologous PKS can be replaced by one or more domains of the sixth extender module of the FK-520 PKS.

In an illustrative embodiment, the present invention provides a set of recombinant FK-520 PKS genes in which the coding sequences for the DH and ER domains of the sixth extender module have been deleted or mutated to render them non-functional. In one such mutated gene, the KR, ER, and DH coding sequences are replaced with those encoding only a KR domain from another PKS gene. This can also be accomplished by simply replacing the coding sequences for extender module six with those for an extender module having a methylmalonyl specific AT and only a KR domain from a heterologous PKS gene, such as, for example, the coding sequences for extender module two encoded by the eryAI gene. The resulting PKS genes code for the expression of an FK-520 PKS that produces an FK-520 analog that has

a C-18 hydroxyl group. Such analogs are preferred neurotrophins, because they have little or no immunosuppressant activity. This recombinant sixth extender module coding sequence can be combined with other coding sequences to make additional compounds of the invention. In an illustrative embodiment, the present invention provides a recombinant FK-520 PKS that contains both this sixth extender module and the recombinant fourth extender module described above that comprises the coding sequence for the fourth extender module AT domain of the FK-506 PKS. The invention also provides recombinant host cells derived from FK-506 producing host cells that have been mutated to prevent production of FK-506 but that express this recombinant PKS and so synthesize the corresponding (having a C-18 hydroxyl group) FK-506 derivative. In another embodiment, the present invention provides a recombinant FK-506 PKS in which the DH and ER domains of module 6 have been deleted or otherwise rendered inactive and thus produces this novel polyketide.

The seventh extender module of the FK-520 PKS includes a KS, an AT specific for 2-hydroxymalonyl CoA, a KR, a DH, an ER, and an ACP. The recombinant DNA compounds of the invention that encode the seventh extender module of the FK-520 PKS and the corresponding polypeptides encoded thereby are useful for a variety of applications. In one embodiment, a DNA compound comprising a sequence that encodes the FK-520 seventh extender module is inserted into a DNA compound that comprises the coding sequence for a heterologous PKS. The resulting construct, in which the coding sequence for a module of the heterologous PKS is either replaced by that for the seventh extender module of the FK-520 PKS or the latter is merely added to coding sequences for the modules of the heterologous PKS, provides a novel PKS coding sequence. In another embodiment, a DNA compound comprising a sequence that encodes the seventh extender module of the FK-520 PKS is inserted into a DNA compound that comprises the coding sequence for the remainder of the FK-520 PKS or a recombinant FK-520 PKS that produces an FK-520 derivative.

In another embodiment, a portion or all of the seventh extender module coding sequence is utilized in conjunction with other PKS coding sequences to create a hybrid module. In this embodiment, the invention provides, for example, either replacing the 2-hydroxymalonyl CoA specific AT with a methylmalonyl CoA, ethylmalonyl CoA, or malonyl CoA specific AT; deleting the KR, the DH, and/or the ER; and/or replacing the KR, DH, and/or ER. In addition, the KS and/or ACP can be replaced with another KS and/or ACP. In each of these replacements or insertions, the heterologous KS, AT, DH, KR, ER, or ACP coding sequence can originate from a coding sequence for another module of the FK-520 PKS, from a coding sequence for a PKS that produces a polyketide other than FK-520, or from chemical synthesis. The resulting heterologous seventh extender module coding sequence can be utilized in conjunction with a coding sequence for a PKS that synthesizes FK-520, an FK-520 derivative, or another polyketide. In similar fashion, the corresponding domains in a module of a heterologous PKS can be replaced by one or more domains of the seventh extender module of the FK-520 PKS.

In an illustrative embodiment, the present invention provides a set of recombinant FK-520 PKS genes in which the coding sequences for the AT domain of the seventh extender module has been replaced with those encoding an AT domain for malonyl, methylmalonyl, or ethylmalonyl CoA from another PKS gene. The resulting PKS genes code for the expression of an FK-520 PKS that produces an FK-520

analog that lacks the C-15 methoxy group, having instead a hydrogen, methyl, or ethyl group at that position, respectively. Such analogs are preferred, because they are more slowly metabolized than FK-520. This recombinant seventh extender module coding sequence can be combined with other coding sequences to make additional compounds of the invention. In an illustrative embodiment, the present invention provides a recombinant FK-520 PKS that contains both this seventh extender module and the recombinant fourth extender module described above that comprises the coding sequence for the fourth extender module AT domain of the FK-506 PKS. The invention also provides recombinant host cells derived from FK-506 producing host cells that have been mutated to prevent production of FK-506 but that express this recombinant PKS and so synthesize the corresponding (C-15-desmethoxy) FK-506 derivative. In another embodiment, the present invention provides a recombinant FK-506 PKS in which the AT domain of module 7 has been replaced and thus produces this novel polyketide.

In another illustrative embodiment, the present invention provides a hybrid PKS in which the AT and KR domains of module 7 of the FK-520 PKS are replaced by a methylmalonyl specific AT domain and an inactive KR domain, such as, for example, the AT and KR domains of extender module 6 of the rapamycin PKS. The resulting hybrid PKS produces 15-desmethoxy-15-methyl-16-oxo-FK-520, a neurotrophin compound.

The eighth extender module of the FK-520 PKS includes a KS, an AT specific for 2-hydroxymalonyl CoA, a KR, and an ACP. The recombinant DNA compounds of the invention that encode the eighth extender module of the FK-520 PKS and the corresponding polypeptides encoded thereby are useful for a variety of applications. In one embodiment, a DNA compound comprising a sequence that encodes the FK-520 eighth extender module is inserted into a DNA compound that comprises the coding sequence for a heterologous PKS. The resulting construct, in which the coding sequence for a module of the heterologous PKS is either replaced by that for the eighth extender module of the FK-520 PKS or the latter is merely added to coding sequences for the modules of the heterologous PKS, provides a novel PKS coding sequence. In another embodiment, a DNA compound comprising a sequence that encodes the eighth extender module of the FK-520 PKS is inserted into a DNA compound that comprises the coding sequence for the remainder of the FK-520 PKS or a recombinant FK-520 PKS that produces an FK-520 derivative.

In another embodiment, a portion of the eighth extender module coding sequence is utilized in conjunction with other PKS coding sequences to create a hybrid module. In this embodiment, the invention provides, for example, either replacing the 2-hydroxymalonyl CoA specific AT with a methylmalonyl CoA, ethylmalonyl CoA, or malonyl CoA specific AT; deleting or replacing the KR; and/or inserting a DH or a DH and an ER. In addition, the KS and/or ACP can be replaced with another KS and/or ACP. In each of these replacements, the heterologous KS, AT, DH, KR, ER, or ACP coding sequence can originate from a coding sequence for another module of the FK-520 PKS, from a coding sequence for a PKS that produces a polyketide other than FK-520, or from chemical synthesis. The resulting heterologous eighth extender module coding sequence can be utilized in conjunction with a PKS that synthesizes FK-520, an FK-520 derivative, or another polyketide. In similar fashion, the corresponding domains in a module of a heterologous PKS can be replaced by one or more domains of the eighth extender module of the FK-520 PKS.

In an illustrative embodiment, the present invention provides a set of recombinant FK-520 PKS genes in which the coding sequences for the AT domain of the eighth extender module has been replaced with those encoding an AT domain for malonyl, methylmalonyl, or ethylmalonyl CoA from another PKS gene. The resulting PKS genes code for the expression of an FK-520 PKS that produces an FK-520 analog that lacks the C-13 methoxy group, having instead a hydrogen, methyl, or ethyl group at that position, respectively. Such analogs are preferred, because they are more slowly metabolized than FK-520. This recombinant eighth extender module coding sequence can be combined with other coding sequences to make additional compounds of the invention. In an illustrative embodiment, the present invention provides a recombinant FK-520 PKS that contains both this eighth extender module and the recombinant fourth extender module described above that comprises the coding sequence for the fourth extender module AT domain of the FK-506 PKS. The invention also provides recombinant host cells derived from FK-506 producing host cells that have been mutated to prevent production of FK-506 but that express this recombinant PKS and so synthesize the corresponding (C-13-desmethoxy) FK-506 derivative. In another embodiment, the present invention provides a recombinant FK-506 PKS in which the AT domain of module 8 has been replaced and thus produces this novel polyketide.

The ninth extender module of the FK-520 PKS includes a KS, an AT specific for methylmalonyl CoA, a KR, a DH, an ER, and an ACP. The recombinant DNA compounds of the invention that encode the ninth extender module of the FK-520 PKS and the corresponding polypeptides encoded thereby are useful for a variety of applications. In one embodiment, a DNA compound comprising a sequence that encodes the FK-520 ninth extender module is inserted into a DNA compound that comprises the coding sequence for a heterologous PKS. The resulting construct, in which the coding sequence for a module of the heterologous PKS is either replaced by that for the ninth extender module of the FK-520 PKS or the latter is merely added to coding sequences for the modules of the heterologous PKS, provides a novel PKS coding sequence. In another embodiment, a DNA compound comprising a sequence that encodes the ninth extender module of the FK-520 PKS is inserted into a DNA compound that comprises the coding sequence for the remainder of the FK-520 PKS or a recombinant FK-520 PKS that produces an FK-520 derivative.

In another embodiment, a portion of the ninth extender module coding sequence is utilized in conjunction with other PKS coding sequences to create a hybrid module. In this embodiment, the invention provides, for example, either replacing the methylmalonyl CoA specific AT with a malonyl CoA, ethylmalonyl CoA, or 2-hydroxymalonyl CoA specific AT; deleting any one, two, or all three of the KR, DH, and ER; and/or replacing any one, two, or all three of the KR, DH, and ER with another KR, DH, and/or ER. In addition, the KS and/or ACP can be replaced with another KS and/or ACP. In each of these replacements, the heterologous KS, AT, DH, KR, ER, or ACP coding sequence can originate from a coding sequence for another module of the FK-520 PKS, from a coding sequence for a PKS that produces a polyketide other than FK-520, or from chemical synthesis. The resulting heterologous ninth extender module coding sequence can be utilized in conjunction with a PKS that synthesizes FK-520, an FK-520 derivative, or another polyketide. In similar fashion, the corresponding domains in a module of a heterologous PKS can be replaced by one or more domains of the ninth extender module of the FK-520 PKS.

The tenth extender module of the FK-520 PKS includes a KS, an AT specific for malonyl CoA, and an ACP. The recombinant DNA compounds of the invention that encode the tenth extender module of the FK-520 PKS and the corresponding polypeptides encoded thereby are useful for a variety of applications. In one embodiment, a DNA compound comprising a sequence that encodes the FK-520 tenth extender module is inserted into a DNA compound that comprises the coding sequence for a heterologous PKS. The resulting construct, in which the coding sequence for a module of the heterologous PKS is either replaced by that for the tenth extender module of the FK-520 PKS or the latter is merely added to coding sequences for the modules of the heterologous PKS, provides a novel PKS coding sequence. In another embodiment, a DNA compound comprising a sequence that encodes the tenth extender module of the FK-520 PKS is inserted into a DNA compound that comprises the coding sequence for the remainder of the FK-520 PKS or a recombinant FK-520 PKS that produces an FK-520 derivative.

In another embodiment, a portion or all of the tenth extender module coding sequence is utilized in conjunction with other PKS coding sequences to create a hybrid module. In this embodiment, the invention provides, for example, either replacing the malonyl CoA specific AT with a methylmalonyl CoA, ethylmalonyl CoA, or 2-hydroxymalonyl CoA specific AT; and/or inserting a KR, a KR and DH, or a KR, DH, and an ER. In addition, the KS and/or ACP can be replaced with another KS and/or ACP. In each of these replacements or insertions, the heterologous KS, AT, DH, KR, ER, or ACP coding sequence can originate from a coding sequence for another module of the FK-520 PKS, from a coding sequence for a PKS that produces a polyketide other than FK-520, or from chemical synthesis. The resulting heterologous tenth extender module coding sequence can be utilized in conjunction with a coding sequence for a PKS that synthesizes FK-520, an FK-520 derivative, or another polyketide. In similar fashion, the corresponding domains in a module of a heterologous PKS can be replaced by one or more domains of the tenth extender module of the FK-520 PKS.

The FK-520 polyketide precursor produced by the action of the tenth extender module of the PKS is then attached to pipercolic acid and cyclized to form FK-520. The enzyme FkbP is the NRPS like enzyme that catalyzes these reactions. FkbP also includes a thioesterase activity that cleaves the nascent FK-520 polyketide from the NRPS. The present invention provides recombinant DNA compounds that encode the fkbp gene and so provides recombinant methods for expressing the fkbp gene product in recombinant host cells. The recombinant fkbp genes of the invention include those in which the coding sequence for the adenylation domain has been mutated or replaced with coding sequences from other NRPS like enzymes so that the resulting recombinant FkbP incorporates a moiety other than pipercolic acid. For the construction of host cells that do not naturally produce pipercolic acid, the present invention provides recombinant DNA compounds that express the enzymes that catalyze at least some of the biosynthesis of pipercolic acid (see Nielsen et al., 1991, *Biochem. 30*: 5789-96). The fkbL gene encodes a homolog of RapL, a lysine cyclodeaminase responsible in part for producing the pipercolate unit added to the end of the polyketide chain. The fkbB and fkbL recombinant genes of the invention can be used in heterologous hosts to produce compounds such as FK-520 or, in conjunction with other PKS or NRPS genes, to produce known or novel polyketides and non-ribosomal peptides.

The present invention also provides recombinant DNA compounds that encode the P450 oxidase and methyltransferase genes involved in the biosynthesis of FK-520. FIG. 2 shows the various sites on the FK-520 polyketide core structure at which these enzymes act. By providing these genes in recombinant form, the present invention provides recombinant host cells that can produce FK-520. This is accomplished by introducing the recombinant PKS, P450 oxidase, and methyltransferase genes into a heterologous host cell. In a preferred embodiment, the heterologous host cell is *Streptomyces coelicolor* CH999 or *Streptomyces lividans* K4-114, as described in U.S. Pat. No. 5,830,750 and U.S. patent application Ser. No. 08/828,898, filed Mar. 31, 1997, and Ser. No. 09/181,833, filed Oct. 28, 1998, each of which is incorporated herein by reference. In addition, by providing recombinant host cells that express only a subset of these genes, the present invention provides methods for making FK-520 precursor compounds not readily obtainable by other means.

In a related aspect, the present invention provides recombinant DNA compounds and vectors that are useful in generating, by homologous recombination, recombinant host cells that produce FK-520 precursor compounds. In this aspect of the invention, a native host cell that produces FK-520 is transformed with a vector (such as an SCP2\* derived vector for *Streptomyces* host cells) that encodes one or more disrupted genes (i.e., a hydroxylase, a methyltransferase, or both) or merely flanking regions from those genes. When the vector integrates by homologous recombination, the native, functional gene is deleted or replaced by the non-functional recombinant gene, and the resulting host cell thus produces an FK-520 precursor. Such host cells can also be complemented by introduction of a modified form of the deleted or mutated non-functional gene to produce a novel compound.

In one important embodiment, the present invention provides a hybrid PKS and the corresponding recombinant DNA compounds that encode those hybrid PKS enzymes. For purposes of the present invention a hybrid PKS is a recombinant PKS that comprises all or part of one or more modules and thioesterase/cyclase domain of a first PKS and all or part of one or more modules, loading module, and thioesterase/cyclase domain of a second PKS. In one preferred embodiment, the first PKS is all or part of the FK-520 PKS, and the second PKS is only a portion or all of a non-FK-520 PKS.

One example of the preferred embodiment is an FK-520 PKS in which the AT domain of module 8, which specifies a hydroxymalonyl CoA and from which the C-13 methoxy group of FK-520 is derived, is replaced by an AT domain that specifies a malonyl, methylmalonyl, or ethylmalonyl CoA. Examples of such replacement AT domains include the AT domains from modules 3, 12, and 13 of the rapamycin PKS and from modules 1 and 2 of the erythromycin PKS. Such replacements, conducted at the level of the gene for the PKS, are illustrated in the examples below. Another illustrative example of such a hybrid PKS includes an FK-520 PKS in which the natural loading module has been replaced with a loading module of another PKS. Another example of such a hybrid PKS is an FK-520 PKS in which the AT domain of module three is replaced with an AT domain that binds methylmalonyl CoA.

In another preferred embodiment, the first PKS is most but not all of a non-FK-520 PKS, and the second PKS is only a portion or all of the FK-520 PKS. An illustrative example of such a hybrid PKS includes an erythromycin PKS in which an AT specific for methylmalonyl CoA is replaced with an AT from the FK-520 PKS specific for malonyl CoA.

Those of skill in the art will recognize that all or part of either the first or second PKS in a hybrid PKS of the invention need not be isolated from a naturally occurring source. For example, only a small portion of an AT domain determines its specificity. See U.S. provisional patent application Ser. No. 60/091,526, incorporated herein by reference. The state of the art in DNA synthesis allows the artisan to construct de novo DNA compounds of size sufficient to construct a useful portion of a PKS module or domain. For purposes of the present invention, such synthetic DNA compounds are deemed to be a portion of a PKS.

Thus, the hybrid modules of the invention are incorporated into a PKS to provide a hybrid PKS of the invention. A hybrid PKS of the invention can result not only:

- (i) from fusions of heterologous domain (where heterologous means the domains in that module are from at least two different naturally occurring modules) coding sequences to produce a hybrid module coding sequence contained in a PKS gene whose product is incorporated into a PKS, but also:
- (ii) from fusions of heterologous module (where heterologous module means two modules are adjacent to one another but are not adjacent to one another in naturally occurring PKS enzymes) coding sequences to produce a hybrid coding sequence contained in a PKS gene whose product is incorporated into a PKS,
- (iii) from expression of one or more FK-520 PKS genes with one or more non-FK-520 PKS genes, including both naturally occurring and recombinant non-FK-520 PKS genes, and
- (iv) from combinations of the foregoing.

Various hybrid PKSs of the invention illustrating these various alternatives are described herein.

Examples of the production of a hybrid PKS by co-expression of PKS genes from the FK-520 PKS and another non-FK-520 PKS include hybrid PKS enzymes produced by coexpression of FK-520 and rapamycin PKS genes. Preferably, such hybrid PKS enzymes are produced in recombinant *Streptomyces* host cells that produce FK-520 or FK-506 but have been mutated to inactivate the gene whose function is to be replaced by the rapamycin PKS gene introduced to produce the hybrid PKS. Particular examples include (i) replacement of the *fkbc* gene with the *rapB* gene; and (ii) replacement of the *fkba* gene with the *rapC* gene. The latter hybrid PKS produces 13,15-didesmethoxy-FK-520, if the host cell is an FK-520 producing host cell, and 13,15-didesmethoxy-FK-506, if the host cell is an FK-506 producing host cell. The compounds produced by these hybrid PKS enzymes are immunosuppressants and neurotrophins but can be readily modified to act only as neurotrophins, as described in Example 6, below.

Other illustrative hybrid PKS enzymes of the invention are prepared by replacing the *fkba* gene of an FK-520 or FK-506 producing host cell with a hybrid *fkba* gene in which: (a) the extender module 8 through 10, inclusive, coding sequences have been replaced by the coding sequences for extender modules 12 to 14, inclusive, of the rapamycin PKS; and (b) the module 8 coding sequences have been replaced by the module 8 coding sequence of the rifamycin PKS. When expressed with the other, naturally occurring FK-520 or FK-506 PKS genes and the genes of the modification enzymes, the resulting hybrid PKS enzymes produce, respectively, (a) 13-desmethoxy-FK-520 or 13-desmethoxy-FK-506; and (b) 13-desmethoxy-13-methyl-FK-520 or 13-desmethoxy-13-methyl-FK-506. In a preferred embodiment, these recombinant PKS genes of the invention are introduced into the producing host cell by a

vector such as pHU204, which is a plasmid pRM5 derivative that has the well-characterized SCP2\* replicon, the *colE1* replicon, the *tsr* and *bla* resistance genes, and a *cos* site. This vector can be used to introduce the recombinant *fkba* replacement gene in an FK-520 or FK-506 producing host cell (or a host cell derived therefrom in which the endogenous *fkba* gene has either been rendered inactive by mutation, deletion or homologous recombination with the gene that replaces it) to produce the desired hybrid PKS.

In constructing hybrid PKSs of the invention, certain general methods may be helpful. For example, it is often beneficial to retain the framework of the module to be altered to make the hybrid PKS. Thus, if one desires to add DH and ER functionalities to a module, it is often preferred to replace the KR domain of the original module with a KR, DH, and ER domain-containing segment from another module, instead of merely inserting DH and ER domains. One can alter the stereochemical specificity of a module by replacement of the KS domain with a KS domain from a module that specifies a different stereochemistry. See Lau et al., 1999, "Dissecting the role of acyltransferase domains of modular polyketide synthases in the choice and stereochemical fate of extender units," *Biochemistry* 38(5):1643-1651, incorporated herein by reference. Stereochemistry can also be changed by changing the KR domain. Also, one can alter the specificity of an AT domain by changing only a small segment of the domain. See Lau et al., *supra*. One can also take advantage of known linker regions in PKS proteins to link modules from two different PKSs to create a hybrid PKS. See Gokhale et al., Apr. 16, 1999, "Dissecting and Exploiting Intermodular Communication in Polyketide Synthases," *Science* 284: 482-485, incorporated herein by reference.

The following Table lists references describing illustrative PKS genes and corresponding enzymes that can be utilized in the construction of the recombinant PKSs and the corresponding DNA compounds that encode them of the invention. Also presented are various references described tailoring enzymes and corresponding genes that can be employed in accordance with the methods of the present invention.

#### Avermectin

U.S. Pat. No. 5,252,474 to Merck.

MacNeil et al., 1993, *Industrial Microorganisms: Basic and Applied Molecular Genetics*, Baltz, Hegeman, & Skatrud, eds. (ASM), pp. 245-256. A Comparison of the Genes Encoding the Polyketide Synthases for Avermectin, Erythromycin, and Nemadectin.

MacNeil et al., 1992, *Gene* 115: 119-125, Complex Organization of the *Streptomyces avermitilis* genes encoding the avermectin polyketide synthase.

Ikedo et al., August 1999, Organization of the biosynthetic gene cluster for the polyketide anthelmintic macrolide avermectin in *Streptomyces avermitilis*, *Proc. Natl. Acad. Sci. USA* 96: 9509-9514.

#### Candicidin (FR008)

Hu et al., 1994, *Mol. Microbiol.* 14: 163-172.

#### Epothilone

U.S. patent application Ser. No. 60/130,560, filed Apr. 22, 1999.

#### Erythromycin

PCT Pub. No. 93/13663 to Abbott.

U.S. Pat. No. 5,824,513 to Abbott.

Donadio et al., 1991, *Science* 252:675-9.

Cortes et al., Nov. 8, 1999, *Nature* 348:176-8, An unusually large multifunctional polypeptide in the erythromycin producing polyketide synthase of *Saccharopolyspora erythraea*.

## Glycosylation Enzymes

PCT Pat. App. Pub. No. 97/23630 to Abbott.  
FK-506

Motamedi et al., 1998, The biosynthetic gene cluster for the macrolactone ring of the immunosuppressant FK-506, *Eur. J. biochem.* 256: 528–534.

Motamedi et al., 1997, Structural organization of a multifunctional polyketide synthase involved in the biosynthesis of the macrolide immunosuppressant FK-506, *Eur. J. Biochem.* 244: 74–80.

## Methyltransferase

U.S. Pat. No. 5,264,355, issued Nov. 23, 1993, Methylating enzyme from *Streptomyces* MA6858. 31-O-desmethyl-FK-506 methyltransferase.

Motamedi et al., 1996. Characterization of methyltransferase and hydroxylase genes involved in the biosynthesis of the immunosuppressants FK-506 and FK-520, *J. Bacteriol.* 178: 5243–5248.

*Streptomyces hygroscopicus*

U.S. patent application Ser. No. 09/154,083, filed Sep. 16, 1998.

## Lovastatin

U.S. Pat. No. 5,744,350 to Merck.

## Narbomycin

U.S. patent application Ser. No. 60/107,093, filed Nov. 5, 1998, and Ser. No. 60/120,254, filed Feb. 16, 1999.

## Nemadectin

MacNeil et al., 1993, *supra*.

## Niddamycin

Kakavas et al., 1997, Identification and characterization of the niddamycin polyketide synthase genes from *Streptomyces caelestis*, *J. Bacteriol.* 179: 7515–7522.

## Oleandomycin

Swan et al., 1994, Characterisation of a *Streptomyces* antibiotic gene encoding a type I polyketide synthase which has an unusual coding sequence, *Mol. Gen. Genet.* 242: 358–362.

U.S. patent application Ser. No. 60/120,254, filed Feb. 16, 1999.

Olano et al., 1998, Analysis of a *Streptomyces* antibiotic chromosomal region involved in oleandomycin biosynthesis, which encodes two glycosyltransferases responsible for glycosylation of the macrolactone ring, *Mol. Gen. Genet.* 259(3): 299–308.

## Picromycin

PCT patent application US99/15047, filed Jul. 2, 1999.

Xue et al., 1998, Hydroxylation of macrolactones YC-17 and narbomycin is mediated by the pikC-encoded cytochrome P450 in *Streptomyces venezuelae*, *Chemistry & Biology* 5(11): 661–667.

Xue et al., Oct. 1998, A gene cluster for macrolide antibiotic biosynthesis in *Streptomyces venezuelae*: Architecture of metabolic diversity, *Proc. Natl. Acad. Sci. USA* 95: 12111–12116.

## Platenolide

EP Pat. App. Pub. No. 791,656 to Lilly.

## Rapamycin

Schwecke et al., August 1995, The biosynthetic gene cluster for the polyketide rapamycin, *Proc. Natl. Acad. Sci. USA* 92:7839–7843.

Aparicio et al., 1996, Organization of the biosynthetic gene cluster for rapamycin in *Streptomyces hygroscopicus*: analysis of the enzymatic domains in the modular polyketide synthase, *Gene* 169: 9–16.

## Rifamycin

August et al., Feb. 13, 1998, Biosynthesis of the ansamycin antibiotic rifamycin: deductions from the molecular

analysis of the rif biosynthetic gene cluster of *Amycolatopsis mediterranei* S669, *Chemistry & Biology*, 5(2): 69–79. Sorangium PKS

U.S. patent application Ser. No. 09/144,085, filed Aug. 31, 1998.

## Soraphen

U.S. Pat. No. 5,716,849 to Novartis.

Schupp et al., 1995, *J. Bacteriology* 177: 3673–3679. A Sorangium cellulosum (*Myxobacterium*) Gene Cluster for the Biosynthesis of the Macrolide Antibiotic Soraphen A: Cloning, Characterization, and Homology to Polyketide Synthase Genes from Actinomycetes.

## Spiramycin

U.S. Pat. No. 5,098,837 to Lilly.

## Activator Gene

U.S. Pat. No. 5,514,544 to Lilly.

## Tylosin

EP Pub. No. 791,655 to Lilly.

U.S. Pat. No. 5,876,991 to Lilly.

Kuhstoss et al., 1996, *Gene* 183:231–6., Production of a novel polyketide through the construction of a hybrid polyketide synthase.

## Tailoring enzymes

Merson-Davies and Cundliffe, 1994, *Mol. Microbiol.* 13: 349–355. Analysis of five tylosin biosynthetic genes from the ty1BA region of the *Streptomyces fradiae* genome.

As the above Table illustrates, there are a wide variety of polyketide synthase genes that serve as readily available sources of DNA and sequence information for use in constructing the hybrid PKS-encoding DNA compounds of the invention. Methods for constructing hybrid PKS-encoding DNA compounds are described without reference to the FK-520 PKS in PCT patent publication No. 98/51695; U.S. Pat. Nos. 5,672,491 and 5,712,146 and U.S. patent application Ser. No. 09/073,538, filed May 6, 1998, and Ser. No. 09/141,908, filed Aug. 28, 1998, each of which is incorporated herein by reference.

The hybrid PKS-encoding DNA compounds of the invention can be and often are hybrids of more than two PKS genes. Moreover, there are often two or more modules in the hybrid PKS in which all or part of the module is derived from a second (or third) PKS. Thus, as one illustrative example, the present invention provides a hybrid FK-520 PKS that contains the naturally occurring loading module and FkBP as well as modules one, two, four, six, seven, and eight, nine, and ten of the FK-520 PKS and further contains hybrid or heterologous modules three and five. Hybrid or heterologous module three contains an AT domain that is specific of methylmalonyl CoA and can be derived for example, from the erythromycin or rapamycin PKS genes. Hybrid or heterologous module five contains an AT domain that is specific for malonyl CoA and can be derived for example, from the picromycin or rapamycin PKS genes.

While an important embodiment of the present invention relates to hybrid PKS enzymes and corresponding genes, the present invention also provides recombinant FK-520 PKS genes in which there is no second PKS gene sequence present but which differ from the FK-520 PKS gene by one or more deletions. The deletions can encompass one or more modules and/or can be limited to a partial deletion within one or more modules. When a deletion encompasses an entire module, the resulting FK-520 derivative is at least two carbons shorter than the gene from which it was derived. When a deletion is within a module, the deletion typically encompasses a KR, DH, or ER domain, or both DH and ER domains, or both KR and DH domains, or all three KR, DH, and ER domains.

To construct a hybrid PKS or FK-520 derivative PKS gene of the invention, one can employ a technique, described in PCT Pub. No. 98/27203 and U.S. patent application Ser. No. 08/989,332, filed Dec. 11, 1997, each of which is incorporated herein by reference, in which the large PKS gene is divided into two or more, typically three, segments, and each segment is placed on a separate expression vector. In this manner, each of the segments of the gene can be altered, and various altered segments can be combined in a single host cell to provide a recombinant PKS gene of the invention. This technique makes more efficient the construction of large libraries of recombinant PKS genes, vectors for expressing those genes, and host cells comprising those vectors.

Thus, in one important embodiment, the recombinant DNA compounds of the invention are expression vectors. As used herein, the term expression vector refers to any nucleic acid that can be introduced into a host cell or cell-free transcription and translation medium. An expression vector can be maintained stably or transiently in a cell, whether as part of the chromosomal or other DNA in the cell or in any cellular compartment, such as a replicating vector in the cytoplasm. An expression vector also comprises a gene that serves to produce RNA that is translated into a polypeptide in the cell or cell extract. Furthermore, expression vectors typically contain additional functional elements, such as resistance-conferring genes to act as selectable markers.

The various components of an expression vector can vary widely, depending on the intended use of the vector. In particular, the components depend on the host cell(s) in which the vector will be used or is intended to function. Vector components for expression and maintenance of vectors in *E. coli* are widely known and commercially available, as are vector components for other commonly used organisms, such as yeast cells and *Streptomyces* cells.

In a preferred embodiment, the expression vectors of the invention are used to construct recombinant *Streptomyces* host cells that express a recombinant PKS of the invention. Preferred *Streptomyces* host cell/vector combinations of the invention include *S. coelicolor* CH999 and *S. lividans* K4-114 host cells, which do not produce actinorhodin, and expression vectors derived from the pRM1 and pRM5 vectors, as described in U.S. Pat. No. 5,830,750 and U.S. patent application Ser. No. 08/828,898, filed Mar. 31, 1997, and Ser. No. 09/181,833, filed Oct. 28, 1998, each of which is incorporated herein by reference.

The present invention provides a wide variety of expression vectors for use in *Streptomyces*. For replicating vectors, the origin of replication can be, for example and without limitation, a low copy number vector, such as SCP2\* (see Hopwood et al., *Genetic Manipulation of Streptomyces: A Laboratory manual* (The John Innes Foundation, Norwich, U.K., 1985); Lydiate et al., 1985, *Gene* 35: 223-235; and Kieser and Melton, 1988, *Gene* 65: 83-91, each of which is incorporated herein by reference), SLP1.2 (Thompson et al., 1982, *Gene* 20: 51-62, incorporated herein by reference), and SG5(ts) (Muth et al., 1989, *Mol. Gen. Genet.* 219: 341-348, and Bierman et al., 1992, *Gene* 116: 43-49, each of which is incorporated herein by reference), or a high copy number vector, such as pIJ101 and pJV1 (see Katz et al., 1983, *J. Gen. Microbiol.* 129: 2703-2714; Vara et al., 1989, *J. Bacteriol.* 171: 5782-5781; and Servin-Gonzalez, 1993, *Plasmid* 30: 131-140, each of which is incorporated herein by reference). Generally, however, high copy number vectors are not preferred for expression of genes contained on large segments of DNA. For non-replicating and integrating vectors, it is useful to include at least an *E. coli* origin of

replication, such as from pUC, p1P, p1I, and pBR. For phage based vectors, the phages phiC31 and KC515 can be employed (see Hopwood et al., *supra*).

Typically, the expression vector will comprise one or more marker genes by which host cells containing the vector can be identified and/or selected. Useful antibiotic resistance conferring genes for use in *Streptomyces* host cells include the *ermE* (confers resistance to erythromycin and other macrolides and lincomycin), *tsr* (confers resistance to thiostrepton), *aadA* (confers resistance to spectinomycin and streptomycin), *aacC4* (confers resistance to apramycin, kanamycin, gentamicin, geneticin (G418), and neomycin), *hyg* (confers resistance to hygromycin), and *vph* (confers resistance to viomycin) resistance conferring genes.

The recombinant PKS gene on the vector will be under the control of a promoter, typically with an attendant ribosome binding site sequence. The present invention provides the endogenous promoters of the FK-520 PKS and related biosynthetic genes in recombinant form, and these promoters are preferred for use in the native hosts and in heterologous hosts in which the promoters function. A preferred promoter of the invention is the *fkbO* gene promoter, comprised in a sequence of about 270 bp between the start of the open reading frames of the *fkbO* and *fkbB* genes. The *fkbO* promoter is believed to be bi-directional in that it promotes transcription of the genes *fkbO*, *fkbP*, and *fkbA* in one direction and *fkbB*, *fkbC*, and *fkbL* in the other. Thus, in one aspect, the present invention provides a recombinant expression vector comprising the promoter of the *fkbO* gene of an FK-520 producing organism positioned to transcribe a gene other than *fkbO*. In a preferred embodiment the transcribed gene is an FK-520 PKS gene. In another preferred embodiment, the transcribed gene is a gene that encodes a protein comprised in a hybrid PKS.

Heterologous promoters can also be employed and are preferred for use in host cells in which the endogenous FK-520 PKS gene promoters do not function or function poorly. A preferred heterologous promoter is the *actI* promoter and its attendant activator gene *actII-ORF4*, which is provided in the pRM1 and pRM5 expression vectors, *supra*. This promoter is activated in the stationary phase of growth when secondary metabolites are normally synthesized. Other useful *Streptomyces* promoters include without limitation those from the *ermE* gene and the *melC1* gene, which act constitutively, and the *tipA* gene and the *merA* gene, which can be induced at any growth stage. In addition, the T7 RNA polymerase system has been transferred to *Streptomyces* and can be employed in the vectors and host cells of the invention. In this system, the coding sequence for the T7 RNA polymerase is inserted into a neutral site of the chromosome or in a vector under the control of the inducible *merA* promoter, and the gene of interest is placed under the control of the T7 promoter. As noted above, one or more activator genes can also be employed to enhanced the activity of a promoter. Activator genes in addition to the *actII-ORF4* gene discussed above include *dnrI*, *redD*, and *ptpA* genes (see U.S. patent application Ser. No. 09/181,833, *supra*) to activate promoters under their control.

In addition to providing recombinant DNA compounds that encode the FK-520 PKS, the present invention also provides DNA compounds that encode the ethylmalonyl CoA and 2-hydroxymalonyl CoA utilized in the synthesis of FK-520. Thus, the present invention also provides recombinant host cells that express the genes required for the biosynthesis of ethylmalonyl CoA and 2-hydroxymalonyl CoA. FIGS. 3 and 4 show the location of these genes on the cosmids of the invention and the biosynthetic pathway that produces ethylmalonyl CoA.

For 2-hydroxymalonyl CoA biosynthesis, the fkbH, fkbJ, fkbJ, and fkbK genes are sufficient to confer this ability on *Streptomyces* host cells. For conversion of 2-hydroxymalonyl to 2-methoxymalonyl, the fkbG gene is also employed. While the complete coding sequence for fkbH is provided on the cosmids of the invention, the sequence for this gene provided herein may be missing a T residue, based on a comparison made with a similar gene cloned from the ansamitocin gene cluster by Dr. H. Floss. Where the sequence herein shows one T, there may be two, resulting in an extension of the fkbH reading frame to encode the amino acid sequence:

MTIVKCLVWDLNLTWRGTVLEDDEVV-  
 LTDEIREVITLDDRGILQAVASKNDH DLAWERL-  
 ERLGVAEYFVLARIGWGPKSQSVRE-  
 IATELNFAPTTIAFIDDQPAERA  
 EVAFHLPEVRCYPAEQAATLLSLPEFSP-  
 PVSTVDSRRRRLMYQAGFARDQAREA YSGPDED-  
 FLRSLDLSMTIAPAGEEELSRVEELTL-  
 RTSQMNATGVHYSADLRALL  
 TDPAHEVLVVTMGDRFGPHGAVGIILLE-  
 KKPSTWHLKLLATSCRVVSGAGATIL NWLTDQ-  
 GARAGAHLVADFRRTDRNRMMEIAYRF-  
 AGFADSDCPCVSEVAGASA  
 AGVERLHLEPSARPAPTTTLTAADIAPVTVSAAG.

For ethylmalonyl CoA biosynthesis, one requires only a crotonyl CoA reductase, which can be supplied by the host cell but can also be supplied by recombinant expression of the fkbS gene of the present invention. To increase yield of ethylmalonyl CoA, one can also express the fkbE and fkbU genes as well. While such production can be achieved using only the recombinant genes above, one can also achieve such production by placing into the recombinant host cell a large segment of the DNA provided by the cosmids of the invention. Thus, for 2-hydroxymalonyl and 2-methoxymalonyl CoA biosynthesis, one can simply provide the cells with the segment of DNA located on the left side of the FK-520 PKS genes shown in FIG. 1. For ethylmalonyl CoA biosynthesis, one can simply provide the cells with the segment of DNA located on the right side of the FK-520 PKS genes shown in FIG. 1 or, alternatively, both the right and left segments of DNA.

The recombinant DNA expression vectors that encode these genes can be used to construct recombinant host cells that can make these important polyketide building blocks from cells that otherwise are unable to produce them. For example, *Streptomyces coelicolor* and *Streptomyces lividans* do not synthesize ethylmalonyl CoA or 2-hydroxymalonyl CoA. The invention provides methods and vectors for constructing recombinant *Streptomyces coelicolor* and *Streptomyces lividans* that are able to synthesize either or both ethylmalonyl CoA and 2-hydroxymalonyl CoA. These host cells are thus able to make polyketides, those requiring those substrates, that cannot otherwise be made in such cells.

In a preferred embodiment, the present invention provides recombinant *Streptomyces* host cells, such as *S. coelicolor* and *S. lividans*, that have been transformed with a recombinant vector of the invention that codes for the expression of the ethylmalonyl CoA biosynthetic genes. The resulting host cells produce ethylmalonyl CoA and so are preferred host cells for the production of polyketides produced by PKS enzymes that comprise one or more AT domains specific for ethylmalonyl CoA. Illustrative PKS enzymes of this type include the FK-520 PKS and a recombinant PKS in which one or more AT domains is specific for ethylmalonyl CoA.

In a related embodiment, the present invention provides *Streptomyces* host cells in which one or more of the ethylmalonyl or 2-hydroxymalonyl biosynthetic genes have been deleted by homologous recombination or rendered inactive by mutation. For example, deletion or inactivation of the fkbG gene can prevent formation of the methoxyl groups at C-13 and G-15 of FK-520 (or, in the corresponding FK-506 producing cell, FK-506), leading to the production of 13,15-didesmethoxy-13,15-dihydroxy-FK-520 (or, in the corresponding FK-506 producing cell, 13,15-didesmethoxy-13,15-dihydroxy-FK-506). If the fkbG gene product acts on 2-hydroxymalonyl and the resulting 2-methoxymalonyl substrate is required for incorporation by the PKS, the AT domains of modules 7 and 8 may bind malonyl CoA and methylmalonyl CoA. Such incorporation results in the production of a mixture of polyketides in which the methoxy groups at C-13 and C-15 of FK-520 (or FK-506) are replaced by either hydrogen or methyl.

This possibility of non-specific binding results from the construction of a hybrid PKS of the invention in which the AT domain of module 8 of the FK-520 PKS replaced the AT domain of module 6 of DEBS. The resulting PKS produced, in *Streptomyces lividans*, 6-dEB and 2-desmethyl-6-dEB, indicating that the AT domain of module 8 of the FK-520 PKS could bind malonyl CoA and methylmalonyl CoA substrates. Thus, one could possibly also prepare the 13,15-didesmethoxy-FK-520 and corresponding FK-506 compounds of the invention by deleting or otherwise inactivating one or more or all of the genes required for 2-hydroxymalonyl CoA biosynthesis, i.e., the fkbH, fkbJ, fkbJ, and fkbK genes. In any event, the deletion or inactivation of one or more biosynthetic genes required for ethylmalonyl and/or 2-hydroxymalonyl production prevents the formation of polyketides requiring ethylmalonyl and/or 2-hydroxymalonyl for biosynthesis, and the resulting host cells are thus preferred for production of polyketides that do not require the same.

The host cells of the invention can be grown and fermented under conditions known in the art for other purposes to produce the compounds of the invention. See, e.g., U.S. Pat. Nos. 5,194,378; 5,116,756; and 5,494,820, incorporated herein by reference, for suitable fermentation processes. The compounds of the invention can be isolated from the fermentation broths of these cultured cells and purified by standard procedures. Preferred compounds of the invention include the following compounds: 13-desmethoxy-FK-506; 13-desmethoxy-FK-520; 13,15-didesmethoxy-FK-506; 13,15-didesmethoxy-FK-520; 13-desmethoxy-18-hydroxy-FK-506; 13-desmethoxy-18-hydroxy-FK-520; 13,15-didesmethoxy-18-hydroxy-FK-506; and 13,15-didesmethoxy-18-hydroxy-FK-520. These compounds can be further modified as described for tacrolimus and FK-520 in U.S. Pat. Nos. 5,225,403; 5,189,042; 5,164,495; 5,068,323; 4,980,466; and 4,920,218, incorporated herein by reference.

Other compounds of the invention are shown in FIG. 8, Parts A and B. In FIG. 8, Part A, illustrative C-32-substituted compounds of the invention are shown in two columns under the heading R. The substituted compounds are preferred for topical administration and are applied to the dermis for treatment of conditions such as psoriasis. In FIG. 8, Part B, illustrative reaction schemes for making the compounds shown in FIG. 8, Part A, are provided. In the upper scheme in FIG. 8, Part B, the C-32 substitution is a tetrazole moiety, illustrative of the groups shown in the left column under R in FIG. 8, Part A. In the lower scheme in FIG. 8, Part B, the C-32 substitution is a disubstituted amino

group, where  $R_3$  and  $R_4$  can be any group similar to the illustrative groups shown attached to the amine in the right column under R in FIG. 8, Part A. While FIG. 8 shows the C-32-substituted compounds in which the C-15-methoxy is present, the invention includes these C-32-substituted compounds in which C-15 is ethyl, methyl, or hydrogen. Also, while C-21 is shown as substituted with ethyl or allyl, the compounds of the invention includes the C-32-substituted compounds in which C-21 is substituted with hydrogen or methyl.

To make these C-32-substituted compounds, FIG. 8, Part B, provides illustrative reaction schemes. Thus, a selective reaction of the starting compound (see FIG. 8, Part B, for an illustrative starting compound) with trifluoromethanesulfonic anhydride in the presence of a base yields the C-32 O-triflate derivative, as shown in the upper scheme of FIG. 8, Part B. Displacement of the triflate with 1H-tetrazole or triazole derivatives provides the C-32 tetrazole or triazole derivative. As shown in the lower scheme of FIG. 8, Part B, reacting the starting compound with p-nitrophenylchloroformate yields the corresponding carbonate, which, upon displacement with an amino compound, provides the corresponding carbamate derivative.

The compounds can be readily formulated to provide the pharmaceutical compositions of the invention. The pharmaceutical compositions of the invention can be used in the form of a pharmaceutical preparation, for example, in solid, semisolid, or liquid form. This preparation contains one or more of the compounds of the invention as an active ingredient in admixture with an organic or inorganic carrier or excipient suitable for external, enteral, or parenteral application. The active ingredient may be compounded, for example, with the usual non-toxic, pharmaceutically acceptable carriers for tablets, pellets, capsules, suppositories, solutions, emulsions, suspensions, and any other form suitable for use. Suitable formulation processes and compositions for the compounds of the present invention are described with respect to tacrolimus in U.S. Pat. Nos. 5,939,427; 5,922,729; 5,385,907; 5,338,684; and 5,260,301, incorporated herein by reference. Many of the compounds of the invention contain one or more chiral centers, and all of the stereoisomers are included within the scope of the invention, as pure compounds as well as mixtures of stereoisomers. Thus the compounds of the invention may be supplied as a mixture of stereoisomers in any proportion.

The carriers which can be used include water, glucose, lactose, gum acacia, gelatin, mannitol, starch paste, magnesium trisilicate, talc, corn starch, keratin, colloidal silica, potato starch, urea, and other carriers suitable for use in manufacturing preparations, in solid, semi-solid, or liquified form. In addition, auxiliary stabilizing, thickening, and coloring agents and perfumes may be used. For example, the compounds of the invention may be utilized with hydroxypropyl methylcellulose essentially as described in U.S. Pat. No. 4,916,138, incorporated herein by reference, or with a surfactant essentially as described in EPO patent publication No. 428,169, incorporated herein by reference.

Oral dosage forms may be prepared essentially as described by Hondo et al., 1987, Transplantation Proceedings XIX, Supp. 6: 17-22, incorporated herein by reference. Dosage forms for external application may be prepared essentially as described in EPO patent publication No. 423,714, incorporated herein by reference. The active compound is included in the pharmaceutical composition in an amount sufficient to produce the desired effect upon the disease process or condition.

For the treatment of conditions and diseases relating to immunosuppression or neuronal damage, a compound of the invention may be administered orally, topically, parenterally, by inhalation spray, or rectally in dosage unit formulations containing conventional non-toxic pharmaceutically acceptable carriers, adjuvant, and vehicles. The term parenteral, as used herein, includes subcutaneous injections, and intravenous, intramuscular, and intrasternal injection or infusion techniques.

Dosage levels of the compounds of the present invention are of the order from about 0.01 mg to about 50 mg per kilogram of body weight per day, preferably from about 0.1 mg to about 10 mg per kilogram of body weight per day. The dosage levels are useful in the treatment of the above-indicated conditions (from about 0.7 mg to about 3.5 mg per patient per day, assuming a 70 kg patient). In addition, the compounds of the present invention may be administered on an intermittent basis, i.e., at semi-weekly, weekly, semi-monthly, or monthly intervals.

The amount of active ingredient that may be combined with the carrier materials to produce a single dosage form will vary depending upon the host treated and the particular mode of administration. For example, a formulation intended for oral administration to humans may contain from 0.5 mg to 5 g of active agent compounded with an appropriate and convenient amount of carrier material, which may vary from about 5 percent to about 95 percent of the total composition. Dosage unit forms will generally contain from about 0.5 mg to about 500 mg of active ingredient. For external administration, the compounds of the invention can be formulated within the range of, for example, 0.00001% to 60% by weight, preferably from 0.001% to 10% by weight, and most preferably from about 0.005% to 0.8% by weight. The compounds and compositions of the invention are useful in treating disease conditions using doses and administration schedules as described for tacrolimus in U.S. Pat. Nos. 5,542,436; 5,365,948; 5,348,966; and 5,196,437, incorporated herein by reference. The compounds of the invention can be used as single therapeutic agents or in combination with other therapeutic agents. Drugs that can be usefully combined with compounds of the invention include one or more immunosuppressant agents such as rapamycin, cyclosporin A, FK-506, or one or more neurotrophic agents.

It will be understood, however, that the specific dosage level for any particular patient will depend on a variety of factors. These factors include the activity of the specific compound employed; the age, body weight, general health, sex, and diet of the subject; the time and route of administration and the rate of excretion of the drug; whether a drug combination is employed in the treatment; and the severity of the particular disease or condition for which therapy is sought.

A detailed description of the invention having been provided above, the following examples are given for the purpose of illustrating the present invention and shall not be construed as being a limitation on the scope of the invention or claims.

#### EXAMPLE 1

##### Replacement of Methoxyl with Hydrogen or Methyl at C-13 of FK-520

The C-13 methoxyl group is introduced into FK-520 via an AT domain in extender module 8 of the PKS that is specific for hydroxymalonyl and by methylation of the hydroxyl group by an S-adenosyl methionine (SAM) depen-



dent methyltransferase. Metabolism of FK-506 and FK-520 primarily involves oxidation at the C-13 position into an inactive derivative that is further degraded by host P450 and other enzymes. The present invention provides compounds related in structure to FK-506 and FK-520 that do not contain the C-13 methoxy group and exhibit greater stability and a longer half-life in vivo. These compounds are useful medicaments due to their immunosuppressive and neurotrophic activities, and the invention provides the compounds in purified form and as pharmaceutical compositions.

The present invention also provides the novel PKS enzymes that produce these novel compounds as well as the expression vectors and host cells that produce the novel PKS enzymes. The novel PKS enzymes include, among others, those that contain an AT domain specific for either malonyl CoA or methylmalonyl CoA in module 8 of the FK-506 and FK-520 PKS. This example describes the construction of recombinant DNA compounds that encode the novel FK-520 PKS enzymes and the transformation of host cells with those recombinant DNA compounds to produce the novel PKS enzymes and the polyketides produced thereby.

To construct an expression cassette for performing module 8 AT domain replacements in the FK-520 PKS, a 4.6 kb SphI fragment from the FK-520 gene cluster was cloned into plasmid pLitmus 38 (a cloning vector available from New England Biolabs). The 4.6 kb SphI fragment, which encodes the ACP domain of module 7 followed by module 8 through the KR domain, was isolated from an agarose gel after digesting the cosmid pKOS65-C31 with Sph I. The clone having the insert oriented so the single SacI site was nearest to the SpeI end of the polylinker was identified and designated as plasmid pKOS60-21-67. To generate appropriate cloning sites, two linkers were ligated sequentially as follows. First, a linker was ligated between the SpeI and SacI sites to introduce a BglII site at the 5' end of the cassette, to eliminate interfering polylinker sites, and to reduce the total insert size to 4.5 kb (the limit of the phage KC515). The ligation reactions contained 5 picomolar unphosphorylated linker DNA and 0.1 picomolar vector DNA, i.e., a 50-fold molar excess of linker to vector. The linker had the following sequence:

5'-CTAGTGGGCAGATCTGGCAGCT-3'  
3'-ACCCGTCTAGACCG-5'

The resulting plasmid was designated pKOS60-27-1.

Next, a linker of the following sequence was ligated between the unique SphI and AflII sites of plasmid pKOS60-27-1 to introduce an NsiI site at the 3' end of the module 8 cassette. The linker employed was:

5'-GGGATGCATGGC-3'  
3'-GTACCCCTACGTACCGAATT-5'

The resulting plasmid was designated pKOS60-29-55.

To allow in-frame insertions of alternative AT domains, sites were engineered at the 5' end (Avr II or Nhe I) and 3' end (Xho I) of the AT domain using the polymerase chain reaction (PCR) as follows. Plasmid pKOS60-29-55 was used as a template for the PCR and sequence 5' to the AT domain was amplified with the primers SpeBgl-fwd and either Avr-rev or Nhe-rev:

SpeBgl-fwd 5'-CGACTCACTAGTGGGCAGATCTGG-3'  
Avr-rev

5'-CACGCCTAGGCCGGTCTCGGGCCAC-3'  
Nhe-rev

5'-GCGGCTAGCTGCTCGCCCATCGCGGGATGC-3'

The PCR included, in a 50 µl reaction, 5 µl of 10×Pfu polymerase buffer (Stratagene), 5 µl 10×z-dNTP mixture (2 mM dATP, 2 mM dCTP, 2 mM dTTP, 1 mM dGTP, 1 mM 7-deaza-GTP), 5 µl DMSO, 2 µl of each primer (10 µM), 1 µl of template DNA (0.1 µg/µl), and 1 µl of cloned Pfu

polymerase (Stratagene). The PCR conditions were 95° C. for 2 min., 25 cycles at 95° C. for 20 sec., 60° C. for 30 sec., and 72° C. for 4 min., followed by 4 min. at 72° C. and a hold at 0° C. The amplified DNA products and the Litmus vectors were cut with the appropriate restriction enzymes (BglII and AvrII or SpeI and NheI), and cloned into either pLitmus 28 or pLitmus38 (New England Biolabs), respectively, to generate the constructs designated pKOS60-37-4 and pKOS60-37-2, respectively.

Plasmid pKOS60-29-55 was again used as a template for PCR to amplify sequence 3' to the AT domain using the primers BsrXho-fwd and NsiAfl-rev:

BsrXho-fwd

5'-GATGTACAGCTCGAGTCGGCACGCCCGGCCGC  
ATC-3'

NsiAfl-rev 5'-CGACTCACTTAAGCCATGCATCC-3'

PCR conditions were as described above. The PCR fragment was cut with BsrGI and AflII, gel isolated, and ligated into pKOS60-37-4 cut with Asp718 and AflII and inserted into pKOS60-37-2 cut with BsrGI and AflII, to give the plasmids pKOS60-39-1 and pKOS60-39-13, respectively. These two plasmids can be digested with AvrII and XhoI or NheI and XhoI, respectively, to insert heterologous AT domains specific for malonyl, methylmalonyl, ethylmalonyl, or other extender units.

Malonyl and methylmalonyl-specific AT domains were cloned from the rapamycin cluster using PCR amplification with a pair of primers that introduce an AvrII or NheI site at the 5' end and an XhoI site at the 3' end. The PCR conditions were as given above and the primer sequences were as follows:

RATN1

5'-ATCCTAGGCGGGCRGGYGTGTCGTCCTTCGG-3'  
(3' end of Rap KS sequence and universal for malonyl and methylmalonyl CoA),

RATMN2

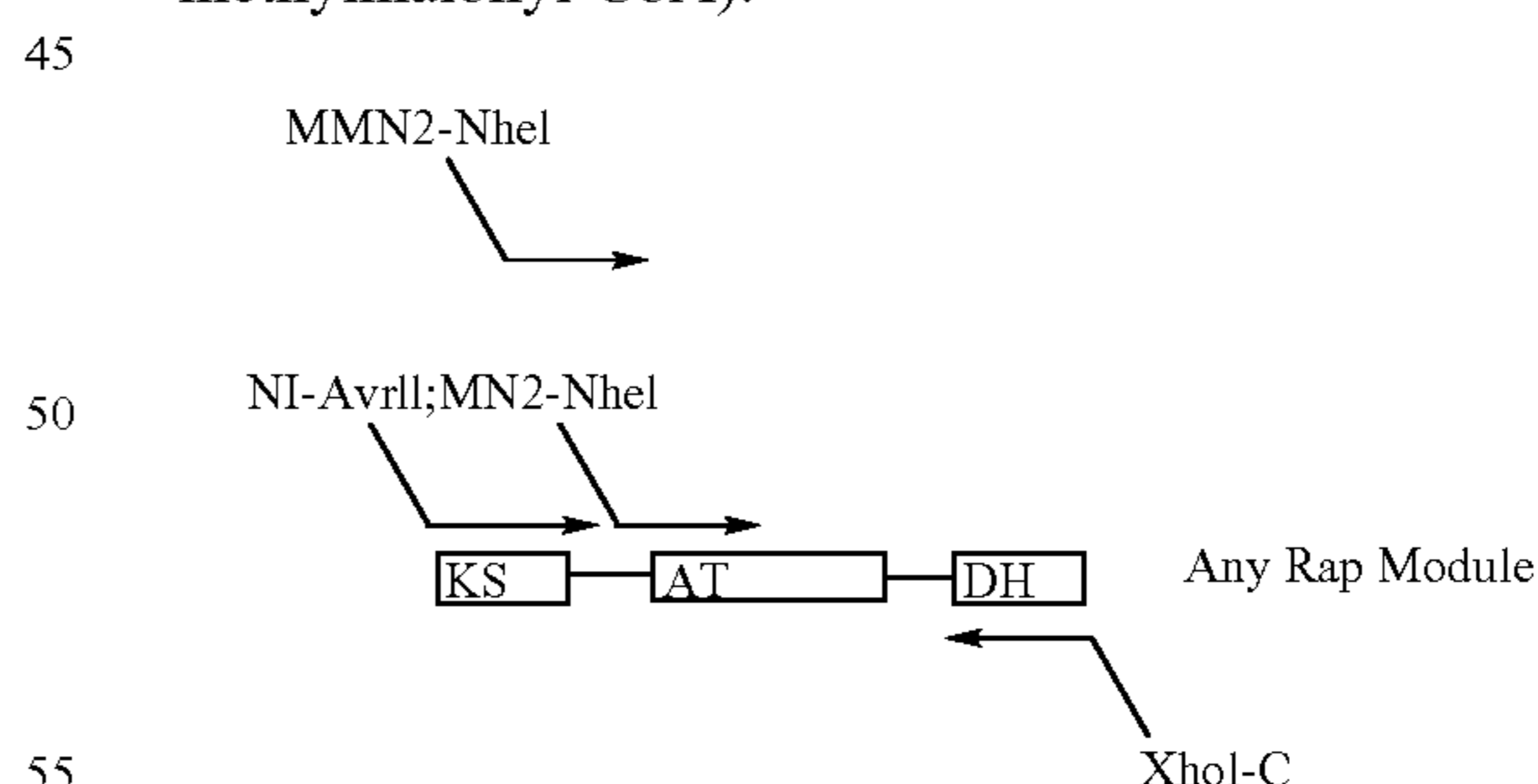
5'-ATGCTAGCCGCGGTTCCCCGTCTTCGCGCG-3'  
(Rap AT shorter version 5'-sequence and specific for malonyl CoA),

RATMMN2

5'-ATGCTAGCGGATTCGTCGGTGGTGTTCGCCGA-3'  
(Rap AT shorter version 5'-sequence and specific for methylmalonyl CoA), and

RATC

5'-ATCTCGAGCCAGTASCCTGGTGYTGGAAGG-3'  
(Rap DH 5'-sequence and universal for malonyl and methylmalonyl CoA).



Because of the high sequence similarity in each module of the rapamycin cluster, each primer was expected to prime any of the AT domains. PCR products representing ATs specific for malonyl or methylmalonyl extenders were identified by sequencing individual cloned PCR products. Sequencing also confirmed that the chosen clones contained no cloning artifacts. Examples of hybrid modules with the rapamycin AT12 and AT13 domains are shown in a separate figure.

The AvrII-XhoI restriction fragment that encodes module 8 of the FK-520 PKS with the endogenous AT domain

replaced by the AT domain of module 12 of the rapamycin PKS has the DNA sequence and encodes the amino acid

sequence shown below. The AT of rap module 12 is specific for incorporation of malonyl units.

AGATCTGGCAGCTCGCCGAAGCGCTGCTGACGCTCGTCCGGGAGAGCACC	50
I W Q L A E A L L T L V R E S T	
GCCGCCGTGCTCGGCCACGTGGGTGGCGAGGACATCCCCGCGACGGCGGC	100
A A V L G H V G G E D I P A T A A	
GTTCAAGGACCTCGGCATCGACTCGCTCACCGCGGTCCAGCTGCGCAACG	150
F K D L G I D S L T A V Q L R N	
CCCTCACCGAGGCGACCGGTGTGCGGCTGAACGCCACGGCGGTCTTCGAC	200
A L T E A T G V R L N A T A V F D	
TTCCCGACCCCGCACGTGCTCGCCGGAAGCTCGGCGACGAACTGACCGG	250
F P T P H V L A G K L G D E L T G	
CACCCGCGCGCCCGTCGTGCCCGGACCGCGGCCACGGCCGGTGCACAG	300
T R A P V V P R T A A T A G A H	
ACGAGCCGCTGGCGATCGTGGGAATGGCTGCGCGGTGCCCGGGGGTTC	350
D E P L A I V G M A C R L P G G V	
GCGTCACCCGAGGAGCTGTGGCACCTCGTGGCATCCGGCACCGACGCCAT	400
A S P E E L W H L V A S G T D A I	
CACGGAGTTCCCGACGACCGCGGCTGGGACGTCGACGCGATCTACGACC	450
T E F P T D R G W D V D A I Y D	
CGGACCCCGACGCGATCGGCAAGACCTTCGTCCGGCACGGTGGCTTCCTC	500
P D P D A I G K T F V R H G G F L	
ACCGGCGGACAGGCTTCGACGCGGCGTTCCTCGGCATCAGCCCGCGCGA	550
T G A T G F D A A F F G I S P R E	
GGCCCTCGCGATGGACCCGACGAGCGGGTGCCTGGAGACGTCGTGGG	600
A L A M D P Q Q R V L L E T S W	
AGGCGTTCGAAAGCGCCGGCATCACCCGGACTCGACCCGCGGACGCGAC	650
E A F E S A G I T P D S T R G S D	
ACCGGCGTGTTCGTGCGCGCCTTCTCCTACGGTTACGGCACCGGTGCGGA	700
T G V F V G A G S Y G Y G T G A D	
CACCGACGGCTTCGGCGGACCGGCTCGCAGACCAGTGTGCTCTCCGGCC	750
T D G F G A T G S Q T S V L S G	
GGCTGTCGTACTTCTACGGTCTGGAGGGTCCGGCGGTCACGGTCGACACG	800
R L S Y F Y G L E G P A V T V D T	
GCGTGTTCGTGCTGCTGGTGGCGCTGCACCAGGCCGGCAGTCGCTGCG	850
A C S S S L V A L H Q A G Q S L R	
CTCCGGCGAATGCTCGCTCGCCCTGGTCCGGCGGCTCACGGTGATGGCGT	900
S G E C S L A L V G G V T V M A	
CTCCCGGCGGCTTCGTGGAGTTCCTCCGGCAGCGGCGCCTCGCGCCGGAC	950
S P G G F V E F S R Q R G L A P D	
GGCCGGCGAAGCGTTCGGCGCGGTTGCGGACGGCACGAGCTTCGCCGA	1000
G R A K A F G A G A D G T S F A E	
GGGTGCCGGTGTGCTGATCGTTCGAGAGGCTCTCCGACGCCGAACGCAACG	1050
G A G V L I V E R L S D A E R N	
GTCACACCGTCTGGCGGTCGTCGTTGGTTCGGCGGTCACCGATGGT	1100
G H T V L A V V R G S A V N Q D G	
GCCTCAACGGGCTGTGCGCGCCGAACGGGCGTTCGACGAGCGGGTGTGAT	1150
A S N G L S A P N G P S Q E R V I	
CCGGCAGGCCCTGGCCAACCGGGCTCACCCGGCGGACGTGGACGCCG	1200
R Q A L A N A G L T P A D V D A	
TCGAGGCCACGGCACCGGACCGGCTGGGCGACCCCATCGAGGCACAG	1250
V E A H G T G T R L G D P I E A Q	

-continued

GCGGTACTGGCCACCTACGGACAGGAGCGCGCCACCCCTGCTGCTGGG 1300  
 A V L A T Y G Q E R A T P L L L G  
 CTCGCTGAAGTCCAACATCGGCCACGCCAGGCCGCGTCCGGCGTCGCCG 1350  
 S L K S N I G H A Q A A S G V A  
 GCATCATCAAGATGGTGCAGGCCCTCCGGCACGGGGAGCTGCCGCCGACG 1400  
 G I I K M V Q A L R H G E L P P T  
 CTGCACGCCGACGAGCCGTCGCCGCACGTCGACTGGACGGCCGGCGCCGT 1450  
 L H A D E P S P H V D W T A G A V  
 CGAACTGCTGACGTCGGCCCGCCGTGGCCCGAGACCGACCGGCCTAGGC 1500  
 E L L T S A R P W P E T D R P R  
 GGGCAGGCGTGTCTCCTTCGGGATCAGTGGCACCAACGCCACGTCATC 1550  
 R A G V S S F G I S G T N A H V I  
 CTGGAAAAGCGCACCCCACTCAGCCTGCGGACAACGCGGTGATCGAGCG 1600  
 -L E S A P P T Q P A D N A V I E R  
 GGCACCGGAGTGGGTGCCGTTGGTGATTTCCGGCCAGGACCCAGTCGGCTT 1650  
 A P E W V P L V I S A R T Q S A  
 TGA CTGAGCACGAGGGCCGTTGCGTGCATCTGGCGGCGTCGCCCGGG 1700  
 L T E H E G R L R A Y L A A S P G  
 GTGGATATGCGGGCTGTGGCATCGACGCTGGCGATGACACGGTCGGTGT 1750  
 V D M R A V A S T L A M T R S V F  
 CGAGCACCGTGCCGTGCTGCTGGGAGATGACACCGTCACCGGCACCGCTG 1800  
 E H R A V L L G D D T V T G T A  
 TGTCTGACCCTCGGGCGGTGTTCTGCTTCCCGGGACAGGGGTCGCAGCGT 1850  
 V S D P R A V F V F P G Q G S Q R  
 GCTGGCATGGGTGAGGAACTGGCCGCCGCTTCCCGTCTTCGCGCGGAT 1900  
 A G M G E E L A A A F P V F A R I  
 CCATCAGCAGGTGTGGGACCTGCTCGATGTGCCGATCTGGAGGTGAACG 1950  
 H Q Q V W D L L D V P D L E V N  
 AGACCGGTTACGCCAGCCGGCCCTGTTTCGCAATGCAGGTGGCTCTGTTC 2000  
 E T G Y A Q P A L F A M Q V A L F  
 GGGCTGCTGGAATCGTGGGGTGTACGACCGGACGCGGTGATCGGCCATTC 2050  
 G L L E S W G V R P D A V I G H S  
 GGTGGGTGAGCTTGGCGCTGCGTATGTGTCCGGGGTGTGGTTCGTTGGAGG 2100  
 V G E L A A A Y V S G V W S L E  
 ATGCCTGCACCTTGGTGTGCGCGCGGGCTCGTCTGATGCAGGCTCTGCCC 2150  
 D A C T L V S A R A R L M Q A L P  
 GCGGGTGGGGTGATGGTCTGCTCCCGGTCTCGGAGGATGAGGCCCGGGC 2200  
 A G G V M V A V P V S E D E A R A  
 CGTGCTGGGTGAGGGTGTGGAGATCGCCCGGTCAACGGCCCGTCGTCGG 2250  
 V L G E G V E I A A V N G P S S  
 TGGTCTCTCCGGTGATGAGCCGCCGCTGCTGCAGGCCCGGAGGGGCTG 2300  
 V V L S G D E A A V L Q A A E G L  
 GGAAGTGGACGCGGCTGGCGACCAGCCACGCGTTCATTCCGCCCGTAT 2350  
 G K W T R L A T S H A F H S A R M  
 GGAACCCATGCTGGAGGAGTTCGGGGCGGTCCCGAAGGCCTGACCTACC 2400  
 E P M L E E F R A V A E G L T Y  
 TACTGGGTGCGGCAGGTCCGGGACACGGTCCGGTTCGGCGAGCAGGTGGC 2450  
 R T P Q V S M A V G D Q V T T A E  
 TACTGGGTGCGGCAGGTCCGGGACACGGTCCGGTTCGGCGAGCAGGTGGC 2500  
 Y W V R Q V R D T V R F G E Q V A  
 CTCGTACGAGGACCGGTGTTCTGTCGAGCTGGGTGCCGACCGGTCACTGG 2550  
 S Y E D A V F V E L G A D R S L

-continued

CCCGCCTGGTTCGACGGTGTGCGGATGCTGCACGGCGACCACGAAATCCAG A A I G A L A H L Y V N G V T V D	2600
CTGGCCCGCTCCTGGGCGATGCTCCGGCAACACGGGTGCTGGACCTTC W P A L L G D A P A T R V L D L	2700
CGACATACGCCTTCCAGCACCAGCGCTACTGGCTCGAGTCGGCAGCCCCG P T Y A F Q H Q R Y W L E S A R P	2750
GCCGCATCCGACGCGGGCCACCCCGTGTGGGCTCCGGTATCGCCCTCGC A A S D A G H P V L G S G I A L A	2800
CGGGTCGCCGGGCGGGTGTTCACGGGTTCCGTGCCGACCGGTGCGGACC G S P G R V F T G S V P T G A D	2850
GCGCGGTGTTTCGTGCGCGAGCTGGCGCTGGCCGCCGCGGACGCGGTGAC R A V F V A E L A L A A A D A V D	2900
TGCGCCACGGTTCGAGCGGCTCGACATCGCCTCCGTGCCCGGCCGGCGGG C A T V E R L D I A S V P G R P G	2950
CCATGGCCGGACGACCGTACAGACCTGGGTGCGACGAGCCGGCGGACGACG H G R T T V Q T W V D E P A D D	3000
GCCGGCGCCGGTTCACCGTGCACCCCGCACCGGCGACGCCCGTGGACG G R R R F T V H T R T G D A P W T	3050
CTGCACGCCGAGGGGGTGTGCGCCCCATGGCACGGCCCTGCCCGATGC L H A E G V L R P H G T A L P D A	3100
GGCCGACGCCGAGTGGCCCCACCGGGCGCGGTGCCCGGACGGGCTGC A D A E W P P P G A V P A D G L	3150
CGGGTGTGTGGCGCCGGGGGACCAGGTCTTCGCCGAGGCCGAGGTGGAC P G V W R R G D Q V F A E A E V D	3200
GGACCGGACGGTTTCGTGGTGCACCCGACCTGCTCGACGCGGTCTTCTC G P D G F V V H P D L L D A V F S	3250
CGCGGTCCGCGACGGAAGCCGCCAGCCGGCCGGATGGCGGACCTGACGG A V G D G S R Q P A G W R D L T	3300
TGCACGCGTCCGACGCCACCGTACTGCGCGCCTGCCTCACCCGGCGCACC V H A S D A T V L R A C L T R R T	3350
GACGGAGCCATGGGATTCGCCGCTTCGACGGCGCCGGCCTGCCGGTACT D G A M G F A A F D G A G L P V L	3400
CACCGGGAGGGCGGTGACGCTGCGGGAGGTGGCGTCACCGTCCGGCTCCG T A E A V T L R E V A S P S G S	3450
AGGAGTCGGACGGCCTGCACCGTTGGAGTGGCTCGCGGTCCGCCGAGGCG E E S D G L H R L E W L A V A E A	3500
GTCTACGACGGTGACCTGCCCGAGGGACATGTCTGATCACCGCCGCCCA V Y D G D L P E G H V L I T A A H	3550
CCCCGACGACCCCGAGGACATACCCACCCGCGCCACACCCGCGCCACCC P D D P E D I P T R A H T R A T	3600
GCGTCTGACCGCCCTGCAACACCACCTACCACCACCGACCACACCCCTC R V L T A L Q H H L T T T D H T L	3650
ATCGTCCACACCACCACCGACCCCGCGGCCACCGTCACCGGCCTCAC I V H T T T D P A G A T V T G L T	3700
CCGCACCGCCAGAACGAACACCCCCACCGCATCCGCCTCATCGAAACCG R T A Q N E H P H R I R L I E T	3750
ACCACCCCCACACCCCTCCCTGGCCCAACTCGCCACCCCTCGACCAC D H P H T P L P L A Q L A T L D H	3800
CCCCACCTCCGCTCACCCACCACCCCTCCACCACCCCCACCTCACCC P H L R L T H H T L H H P H L T P	3850
CCTCCACACCACCACCCACCCACCCACCCCTCAACCCCGAACACG L H T T T P P T T T P L N P E H	3900

-continued

CCATCATCATCACC GGCGGCTCCGGCACCCCTCGCCGGCATCCTCGCCCGC 3950  
 A I I I T G G S G T L A G I L A R  
 CACCTGAACCACCCACACCTACCTCCTCTCCGGCACCCACCCCGA 4000  
 H L N H P H T Y L L S R T P P P D  
 CGCCACCCCGGCACCCACCTCCCCTGCGACGTGCGGACCCCAAC 4050  
 A T P G T H L P C D V G D P H Q  
 TCGCCACCACCTCACCACATCCCCAACCCCTCACCGCCATCTTCCAC 4100  
 L A T T L T H I P Q P L T A I F H  
 ACCGCCGCCACCTCGACGACGGCATCCTCCACGCCCTCACCCCGACCG 4150  
 T A A T L D D G I L H A L T P D R  
 CCTCACCCCGTCTCCACCCCAAAGCCAACGCCCTGGCACCTGCACC 4200  
 L T T V L H P K A N A A W H L H  
 ACCTCACCCAAAACCAACCCCTCACCCACTTCGTCTCTACTCCAGCGCC 4250  
 H L T Q N Q P L T H F V L Y S S A  
 GCCGCCGTCTCGGCAGCCCGGACAAGGAAACTACGCCCGCCCAACGC 4300  
 A A V L G S P G Q G N Y A A A N A  
 CTTCTCGACGCCCTCGCCACCCACCGCCACCCCTCGGCCAACCCGCCA 4350  
 F L D A L A T H R H T L G Q P A  
 CCTCCATCGCCTGGGGCATGTGGCACACCAGCACCCCTCACCGGACAA 4400  
 T S I A W G M W H T T S T L T G Q  
 CTCGACGACCCGACCGGGACCGCATCCGCCGCGGGTTTCTCCCGAT 4450  
 L D D A D R D R I R R G G F L P I  
 CACGGACGACGAGGGCATGGGGATGCAT  
 T D D E G

The AvrII-XhoI restriction fragment that encodes module 8 of the FK-520 PKS with the endogenous AT domain replaced by the AT domain of module 13 (specific for

-methylmalonyl CoA) of the rapamycin PKS has the DNA sequence and encodes the amino acid sequence shown below.

AGATCTGGCAGCTCGCCGAAGCGCTGCTGACGCTCGTCCGGGAGAGCACC 50  
 Q L A E A L L T L V R E S T  
 GCCGCCGTGCTCGGCCACGTGGGTGGCGAGGACATCCCCGCGACGGCGGC 100  
 A A V L G H V G G E D I P A T A A  
 GTTCAAGGACCTCGGCATCGACTCGCTCACCGCGGTCCAGCTGCGCAACG 150  
 A L T E A Y G V R L N A T A V F D  
 TTCCCGACCCCGCACGTGCTCGCCGGAAGCTCGGCGACGAACTGACCGG 250  
 F P T P H V L A G K L G D E L T G  
 CACCCGCGCGCCCGTCTGTCGCCCCGACCGCGGCCACGGCCGGTGCGCACG 300  
 T R A P V V P R T A A T A G A H  
 ACGAGCCGCTGGCGATCGTGGGAATGGCTGCGCGCTGCCCGCGGGGTC 350  
 D E P L A I V G M A C R L P G G V  
 GCGTCACCCGAGGAGCTGTGGCACCTCGTGGCATCCGGCACCGACGCCAT 400  
 A S P E E L W H L V A S G T D A I  
 CACGGAGTTCCCGACGGACCGCGGCTGGGACGTCGACGCGATCTACGACC 450  
 T E F P T D R G W D V D A I Y D  
 CGGACCCCGACGCGATCGGCAAGACCTTCGTCCGGCACGGTGGCTTCCTC 500  
 P D P D A I G K T F V R H G G F L  
 ACCGGCGGACAGGCTTCGACGCGGCTTCTTCGGCATCAGCCCGCGCGA 550  
 T G A T G F D A A F F G I S P R E  
 GGCCCTCGCGATGGACCCGACGAGCGGGTGTCTCCTGGAGACGTCGTGGG 600  
 A L A M D P Q Q R V L L E T S W  
 AGGCGTTTCAAAGCGCCGGCATCACCCCGGACTCGACCCGCGGACGCGAC 650  
 E A F E S A G I T P D S T R G S D

-continued

ACCGGCGTGTTCGTCGGCGCCTTCTCCTACGGTTACGGCACCGGTGCGGA T G V F V G A F S Y G Y G T G A D	700
CACCGACGGCTTCGGCGCGACCGGCTCGCAGACCAGTGTGCTCTCCGGCC T D G F G A T G S Q T S V L S G	750
GGCTGTCGTACTTCTACGGTCTGGAGGGTCCGGCGGTCACGGTCGACACG R L S Y F Y G L E G P A V T V D T	800
GCGTGTTCGTCGTCGCTGGTGGCGCTGCACCAGGCCGGGCAGTCGCTGCG A C S S S L V A L H Q A G Q S L R	850
CTCCGGCGAATGCTCGCTCGCCCTGGTTCGGCGGCGTCACGGTGATGGCGT S G E C S L A L V G G V T V M A	900
CTCCCGGCGGCTTCGTGGAGTTCTCCCGGCAGCGGGCCTCGCGCCGGAC S P G G F V E V S R Q R G L Q P D	950
GGCCGGGCGAAGGCGTTCGGCGCGGGTTCGGACGGCACGAGCTTCGCCGA G R A K A F G A G A D G T S F A E	1000
GGGTGCCGGTGTGCTGATCGTCGAGAGGCTCTCCGACGCCGAACGCAACG G A G V L I V E R L S D A E R N	1050
GTCACACCGTCCTGGCGGTCGTCGTCGGTTCGGCGGTCACACAGGATGGT G H T V L A V V R G S A V N Q D G	1100
GCCTCCAACGGGCTGTCGGCGCGAACGGGCGGTCGCGAGGAGCGGGTGAT A S N G L S A P N G P S Q E R V I	1105
CCGGCAGGCCCTGGCCAACGCCGGGCTCACCCCGGCGGACGTGGACGCCG R Q A L A N A G L T P A D V D A	1200
TCGAGGCCACGGCACCGGCACCAGGCTGGGCGACCCCATCGAGGCACAG V E A H G T G T R L G D P I E A Q	1250
GCGGTACTGGCCACCTACGGACAGGAGCGCGCCACCCCTGCTGCTGGG A V L A T Y G Q E R A T P L L L G	1300
CTCGCTGAAGTCCAACATCGGCCACGCCAGGCCGCGTCCGGCGTCGCCG S L K S N I G H A Q Q A A S G V A	1350
GCATCATCAAGATGGTGCAGGCCCTCCGGCACGGGAGCTGCCGCCGACG G I I K M V Q A L R H G E L P P T	1400
CTGCACGCCGACGAGCCGTCGCCGACGTCGACTGGACGGCCGGCGCCGT L H A D E P S P H V D W T A G A V	1450
CGAACTGCTGACGTCGGCCCGCCGTGGCCCGAGACCGACCGGCCTAGGC E L L T S A R P W P E T D R P R	1500
GGGCGGGCGTGTGCTCCTTCGGAGTCAGCGGCACCAACGCCACGTCATC R A G V S S F G V S G T N A H V I	1550
CTGGAGAGCGCACCCCGCTCAGCCCGGGAGGAGGCGCAGCCTGTTGA L E S A O O A Q O A E E A Q P V E	1600
GACGCCGGTGGTGGCCTCGGATGTGCTGCCGCTGGTGATATCGGCCAAGA T P V V A S D V L P L V I S A K	1650
CCCAGCCCGCCCTGACCGAACCGAAGACCGGCTGCGCGCTACCTGGCG T Q P A L T E H E D R L R A Y L A	1700
GCGTCGCCCCGGGGCGGATATACGGGCTGTGGCATCGACGCTGGCGGTGAC A S P G A D I R A V A S T L A V T	1750
ACGGTCGGTGTTCGAGCACCGCGCCGTACTCCTTGGAGATGACACCGTCA R S V F E H R A V L L G D D T V	1800
CCGGCACCGCGGTGACCGACCCAGGATCGTGTTCCTTCCCGGGCAG T G T A V T D P R I V F V F P G Q	1850
GGGTGGCAGTGGCTGGGGATGGGCAGTGCCTGCGCGATTTCGTCGGTGGT G W Q W L G M G S A L R D S S V V	1900
GTTCGCCGAGCGGATGGCCGAGTGTGCGGCGGCGTTGCGCGAGTTCGTGG F A E R M A E C A A A L R E F V	1950

-continued

ACTGGGATCTGTTACGGTTCTGGATGATCCGGCGGTGGTGGACCGGGTT D W D L F T V L D D P A V V D R V	2000
GATGTGGTCCAGCCCCTTCCTGGGCGATGATGGTTCCCTGGCCGCGGT D V V Q P A S W A M M V S L A A V	2050
GTGGCAGGCGGCGGTGTGCGGCCGGATGCGGTGATCGGCCATTCGCAGG W Q A A G V R P D A V I G H S Q	2100
GTGAGATCGCCGAGCTTGTGTGGCGGGTGCAGGTGCACTACGCGATGCC G E I A A A C V A G A V S L R D A	2150
GCCCGGATCGTGACCTTGCAGCCAGGCGATCGCCGGGGCCTGGCGGG A R I V T L R S Q A I A R G L A G	2200
CCGGGGCGCGATGGCATCCGTCGCCCTGCCCGCGCAGGATGTCGAGCTGG R G A M A S V A L P A Q D V E L	2250
TCGACGGGGCCTGGATCGCCGCCACAACGGGGCCCGCTCCACCGTGATC V D G A W I I H N G P A S T V I	2300
GCGGGCACCCCGAAGCGGTGACCATGTCCCTCACCGTCATGAGGCACA A G T P E Q V D H V L T A H E A Q	2350
AGGGGTGCGGGTGCAGCGGATCACCGTCGACTATGCCTCGCACACCCCGC G V R V R R I T V D Y A S H T P	2400
ACGTCGAGCTGATCCGCGACGAACACTCGACATCACTAGCGACAGCAGC H V E L I R D E L L D I T S D S S	2450
TCGCAGACCCCGCTCGTGCCGTGGCTGTGACCGTGGACGGCACCTGGGT S Q T P L V P W L S T V D G T W V	2500
CGACAGCCCGCTGGACGGGAGTACTGGTACCGAACCTGCGTGAACCGG D S P L D G E Y W Y R N L R E P	2550
TCGGTTTCCACCCCGCCGTCAGCCAGTTGCAGGCCAGGGCGACACCGTG V G F H P A V S Q L Q A Q G D T V	2600
TTCGTCGAGGTCAGCGCCAGCCCGGTGTTGTTGCAGGCGATGGACGACGA F V E V S A S P V L L Q A M D D D	2650
TGTCGTCACGGTTGCCACGCTGCGTCGTGACGACGGCGACGCCACCCGGA V V T V A T L R R D D G D A T R	2700
TGTCACCGCCCTGGCACAGGCCTATGTCCACGGCGTCACCGTCGACTGG M L T A L A Q A Y V H G V T V D W	2750
CCCGCCATCCTCGGCACCACCACAACCCGGGTACTGGACCTTCCGACCTA P A I L G T T T T R V L D L P T Y	2800
CGCCTTCCAACACCAGCGGTACTGGCTCGAGTCGGCACGCCCCGGCCGCAT A F Q H Q R Y W L E S A R P A A	2850
CCGACGCGGGCCACCCGTGCTGGGCTCCGGTATCGCCCTCGCCGGGTGCG S D A G H P V L G S G I A L A G S	2900
CCGGGCGGGGTGTTACGGGTTCGTCGCGACCGGTGCGGACCGCGCGGT P G R V F T G S V P T G A D R A V	2950
GTTGTCGCGGAGCTGGCGCTGGCCGCGCGGACGCGGTGCGACTGCGCCA F V A E L A L A A A D A V D C A	3000
CGGTCGAGCGGCTCGACATCGCCTCCGTGCCCGGGCCGGCCGGCCATGGC T V E R L D I A S V P G R P G H G	3050
CGGACGACCGTACAGACCTGGGTGACGAGCCGGCGGACGACGGCCGGCG R T T V Q T W V D E P A D D G R R	3100
CCGGTTCACCGTGCACACCCGACCGGCGACGCCCCGTGGACGCTGCACG R F T V H T R T G D A P W T L H	3150
CCGAGGGGGTGTGCGCCCCATGGCACGGCCCTGCCCGATGGCGCCGAC A E G V L R P H G T A L P D A A D	3200
GCCGAGTGGCCCCACCGGGCGCGGTGCCCGCGGACGGGCTGCCGGGTGT A E W P P P G A V P A D G L P G V	3250

-continued

GTGGCCCGGGGGACCAGGTCTTCGCCGAGGCCGAGGTGGACGGACCGG W R R G D Q V F A E A E V D G P	3300
ACGGTTTCGTGGTGCACCCCGACCTGCTCGACGCGGTCTTCTCCGCGGTC D G F V V H P D L L D A V F S A V	3350
GGCGACGGAAGCCGCCAGCCGGCCGGATGGCGCGACCTGACGGTGCACGC G D G S R Q P A G W R D L T V H A	3400
GTCGGACGCCACCGTACTGCGCGCCTGCCTCACCCGGCGCACCGACGGAG S D A T V L R A C L T R R T D G	3450
CCATGGGATTTCGCCGCTTCGACGGCGCCGGCCTGCCGGTACTCACCGCG A M G F A A F D G A G L P V L T A	3500
GAGGCGGTGACGCTGCGGGAGGTGGCGTCACCGTCCGGCTCCGAGGAGTC E A V T L R E V A S P S G S E E S	3550
GGACGGCCTGCACCGTTGGAGTGGCTCGCGGTCCGCCGAGGCGGTCTACG D G L H R L E W L A V A E A V Y	3600
ACGGTGACCTGCCCGAGGGACATGTCCTGATCACCGCCGCCACCCCGAC D G D L P E G H V L I T A A H P D	3650
GACCCCGAGGACATAACCCACCCGCGCCACACCCGCGCCACCCGCGTCCT D P E D I P T R A H T R A T R V L	3700
GACCGCCCTGCAACACCACCTCACCACCACCGACCACACCCCTCATCGTCC T A L Q H H L T T T D H T L I V	3750
ACACCACCACCGACCCCGCCGGCGCCACCGTCACCGGCCTCACCCGCACC H T T T D P A G A T V T G L T R T	3800
GCCAGAACGAACACCCCAACCGCATCCGCCTCATCGAAACCGACACCC A Q N E H P H R I R L I E T D H P	3850
CCACACCCCTCCCTTGGCCCAACTCGCCACCCCTCGACCACCCCAACC H T P L P L A Q L A T L D H P H	3900
TCCGCCTCACCCACCACACCCCTCCACCACCCCAACCTCACCCCTCCAC L R L T H H T L H H P H L T P L H	3950
ACCACCACCCACCCACCACCCCAACCTCAACCCGAACACGCCATCAT T T T P P T T T P L N P E H A I I	4000
CATCACCGGCGGCTCCGGCACCCCTCGCCGGCATCCTCGCCCGCCACCTGA I T G G S G T L A G I L A R H L	4050
ACCACCCCAACACCTACCTCCTCTCCCGCACCCCAACCCCGACGCCACC N H P H T Y L L S R T P P P D A T	4100
CCCGGCACCCACCTCCCTGCGACGTCGGCGACCCCAACCAACTCGCCAC P G T H L P C D V G D P H Q L A T	4150
CACCCCTACCCACATCCCCCAACCCCTCACCGCATCTTCCACACCGCCG T L T H I P Q P L T A I F H T A	4200
CCACCCTCGACGACGGCATCCTCCAGCCCTCACCCCGACCGCCTCACC A T L D D G I L H A L T P D R L T	4250
ACCGTCCTCCACCCAAAGCCAACGCCGCTGGCACCTGCACCACCTCAC T V L H P K A N A A W H L H H L T	4300
CCAAAACCAACCCCTCACCCACTTCGTCTCTACTCCAGCGCCGCGCCG Q N Q P L T H F V L Y S S A A A	4350
TCCTCGGCAGCCCGGACAAGGAACTACGCCGCGCCAACGCCTTCCTC V L G S P G Q G N Y A A A N A F L	4400
GACGCCCTCGCCACCCACCGCCACACCCCTCGGCCAACCCGCCACCTCCAT D A L A T H R H T L G Q P A T S I	4450
CGCCTGGGGCATGTGGCACACCACCGACCCCTCACCGACAACCTCGACG A W G M W H T T S T L T G Q L D	4500



-continued

ACGCCGACCGGGACCGCATCCGCCGCGGGTTTCCTCCCGATCACGGAC 4550  
 D A D R D R I R R G G F L P I T D

GACGAGGGCATGGGGATGCAT  
 D E G

The NheII-XhoI restriction fragment that encodes module 8 of the FK-520 PKS with the endogenous AT domain replaced by the AT domain of module 12 (specific for malonyl CoA) of the rapamycin PKS has the DNA sequence and encodes the amino acid sequence shown below.

AGATCTGGCAGCTCGCCGAAGCGCTGCTGACGCTCGTCCGGGAGAGCACC	50
Q L A E A L L T L V R E S T	
GCCGCCGTGCTCGGCCACGTGGGTGGCGAGGACATCCCCGCGACGGCGGC	100
A A V L G H V G G E D I P A T A A	
GTTCAAGGACCTCGGCATCGACTCGCTCACCGGGTCCAGCTGCGCAACG	150
F K D L G I D S L T A V Q L R N	
CCCTCACCGAGGCGACCGGTGTGCGGCTGAACGCCACGGCGGTCTTCGAC	200
A L T E A T G V R L N A T A V F D	
TTCCCGACCCCGCACGTGCTCGCCGGAAGCTCGGCGACGAACTGACCGG	250
F P T P H V L A G K L G D E L T G	
CACCCGCGCGCCGTCGTGCCCCGACCGCGCCACGGCCGGTGCGCACG	300
T R A P V V P R T A A T A G A H	
ACGAGCCGCTGGCGATCGTGGGAATGGCTGCCGGCTGCCCGGGGGTGC	350
D E P L A I V G M A C R L P G G V	
GCGTCACCCGAGGAGCTGTGGCACCTCGTGGCATCCGGCACCGACGCCAT	400
A S P E E L W H L V A S G T D A I	
CACGGAGTTCCCGACGGACCGCGGCTGGGACGTCGACGCGATCTACGACC	450
T E F P T D R G W D V D A I Y D	
CGGACCCCGACGCGATCGGCAAGACCTTCGTCCGGCACGGTGGCTTCCTC	500
P D P D A I G K T F V R H G G F L	
ACCGGCGGACAGGCTTCGACGCGGCGTTCTTCGGCATCAGCCCGCGCGA	550
T G A T G F D A A F F G I S P R E	
GGCCCTCGCGATGGACCCGACGAGCGGGTGTCTCCTGGAGACGTCGTGGG	600
A L A M D P Q Q R V L L E T S W	
AGGCGTTCGAAAGCGCCGGCATCACCCGGACTCGACCCGCGGACGCGAC	650
E A F E S A G I T P D S T R G S D	
ACCGGCGTGTTCGTGCGGCGCTTCTCCTACGGTTACGGCACCGGTGCGGA	700
T G V F V G A F S Y G Y G T G A D	
CACCGACGGCTTCGGCGGACCGGCTCGCAGACCAGTGTGCTCTCCGGCC	750
T D G F G A T G S Q T S V L S G	
GGCTGTCTACTTCTACGGTCTGGAGGGTCCGGCGGTCACGGTTCGACACG	800
R L S Y F Y G L E G P A V T V D T	
GCGTGTTCGTGCTGCTGGTGGCGCTGCACCAGGCCGGCAGTTCGCTGCG	850
A C S S S L V A L H Q A G Q S L R	
CTCCGGCGAATGCTCGCTCGCCCTGGTCCGGCGGTCACGGTGTGGCGT	900
S G E C S L A L V G G V T V M A	
CTCCGGCGGCTTCGTGGAGTTCCTCCGGCAGCGGCGCTCGCGCCGGAC	950
S P G G F V E F S R Q R G L A P D	
GGCCGGCGAAGGCGTTCGGCGCGGGTGGCGGACGGCACGAGCTTCGCCGA	1000
G R A K A F G A G A D G T S F A E	
GGGTGCCGGTGTGCTGATCGTTCGAGAGGCTCTCCGACGCCGAACGCAACG	1050
G A G V L I V E R L S D A E R N	
GTCACACCGTCTGGCGGTCGTCCGTGGTTCGGCGGTCACCAGGATGGT	1100
G H T V L A V V R G S A V N Q D G	

-continued

GCCTCCAACGGGCTGTCCGCGCCGAACGGGCGGTCCGAGGAGCGGGTGAT A S N G L S A P N G P S Q E R V I	1150
CCGGCAGGCCCTGGCCAACCGGGGCTCACCCGCGGACGTGGACGCCG R Q A L A N A G L T P A D V D A	1200
TCGAGGCCACGGCACCGGCACCAGGCTGGGCGACCCCATCGAGGCACAG V E A H G T G T R L G D P I E A Q	1250
GCGGTACTGGCCACCTACGGACAGGAGCGCGCCACCCCTGCTGCTGGG A V L A T Y G Q E R A T P L L L G	1300
CTCGCTGAAGTCCAACATCGGCCACGCCAGGCCGCGTCCGGCGTCGCCG S L K S N I G H A Q A A S G V A	1350
GCATCATCAAGATGGTGCAGGCCCTCCGGCACGGGAGCTGCCGCCGACG G I I K M V Q A L R H G E L P P T	1400
CTGCACGCCGACGAGCCGTCGCGCACGTCGACTGGACGGCCGGCGCCGT L H A D E P S P H V D W T A G A V	1450
CGAACTGCTGACGTCGGCCCGCCGTGGCCCGAGACCGACCGGCCACGGC E L L T S A R P W P E T D R P R	1500
GTGCCCGCTCTCCTCGTTCGGGGTGAGCGGCACCAACGCCACGTCATC R A A V S S F G V S G T N A H V I	1550
GTGGAGCCGGACCGGTAACGGAGACGCCCGCGGCATCGCCTTCCGGTGA L E A G P V T E T P A A S P S G D	1600
CCTTCCCCTGCTGGTGTCCGACGCTCACCGGAAGCGCTCGACGAGCAGA L P L L V S A R S P E A L D E Q	1650
TCCGCCGACTGCGCGCTTACCTGGACACCACCCCGGACGTCGACCGGGTG I R R L R A Y L D T T P D V D R V	1700
GCCGTGGCACAGACGCTGGCCCGCGCACACACTTCGCCACCGCGCCGT A V A Q T L A R R T H F A H R A V	1750
GCTGCTCGGTGACACCGTCATCACACACCCCGCGGACCGGCCCGACG L L G D T V I T T P P A R P D	1800
AACTCGTCTTCGTCTACTCCGGCCAGGGCAACCCAGCATCCCGCGATGGG E L V F V Y S G Q G T Q H P A M G	1850
GAGCAGTAGCCCGCGCTTCCCCGTCTTCGCGGGATCCATCAGCAGGT E Q L A A A F P V F A R I H Q Q V	1900
GTGGGACCTGCTCGATGTGCCGATCTGGAGGTGAACGAGACCGGTTACG W D L L D V P D L E V N E T G Y	1950
CCCAGCCGGCCCTGTTTCGCAATGCAGGTGGCTCTGTTCCGGCTGCTGGAA A Q P A L F A M Q V A L F G L L E	2000
TCGTGGGGTGTACGACCGGACCGGGTGATCGGCCATTCGGTGGGTGAGCT S W G V R P D A V I G H S V G E L	2050
TGCGGCTGCGTATGTGTCGGGGTGTGGTTCGTTGGAGGATGCCTGCACTT A A A Y V S G V W S L E D A C T	2100
TGGTGTCCGCGCGGGCTCGTCTGATGCAGGCTCTGCCCGCGGGTGGGGTG L V S A R A R L M Q A L P A G G V	2150
ATGGTTCGCTGTCCCGTCTCGGAGGATGAGGCCCGGGCCGTGCTGGGTGA M V A V P V S E D E A R A V L G E	2200
GGGTGTGGAGATCGCCCGGTC AACGGCCCGTCTCGGTGGTTCTCTCCG G V E I A A V N G S S V V L S	2250
GTGATGAGGCCCGCGTGTGCAGGCCGCGGAGGGCTGGGGAAGTGGACG G D E A A V L Q A A E G L G K W T	2300
CGGCTGGCGACCAGCCACGCGTTCATTCCGCCCGTATGGAACCCATGCT R L A T S H A F S A R M E P M L	2350
GGAGGAGTTCGGGCGGTCGCCGAAGGCCTGACCTACCGGACGCCGAGG E E F R A V A E G L T Y R T P Q	2400

-continued

TCTCCATGGCCGTTGGTGATCAGGTGACCACCGCTGAGTACTGGGTGCGG V S M A V G D Q V T T A E Y W V R	2450
CAGGTCCGGGACACGGTCCGGTTCGGCGAGCAGGTGGCCTCGTACGAGGA Q V R D T V R F G E Q V A S Y E D	2500
CGCCGTGTTTCGTGAGCTGGGTGCCGACCGGTCACTGGCCCGCCTGGTCCG A V F V E L G A D R S L A R L V	2550
ACGGTGTGCGGATGCTGCACGGCGACCACGAAATCCAGGCCGCGATCGGC D G V A M L H G D J E I Q A A I G	2600
GCCCTGGCCACCTGTATGTCAACGGCGTCACGGTTCGACTGGCCCGCGCT A L A H L Y V N G V T V D W P A L	2650
CCTGGGCGATGCTCCGGCAACACGGGTGCTGGACCTTCCGACATACGCCT L G D A P A T R V L D L P T Y A	2700
TCCAGCACAGCGCTACTGGCTCGAGTCGGCAGCCCGGCCGATCCGAC F Q H Q R Y W L E S A R P A A S D	2750
GCGGGCCACCCGTTGCTGGGCTCCGGTATCGCCCTCGCCGGGTCGCCGGG A G H P V L G S G I A L A G S P G	2800
CCGGGTGTTACGGGTTCCGTGCCGACCGGTGCGGACCGCGGGTGTTCG R V F T G S V P T G A D R A V F	2850
TCGCCGAGCTGGCGCTGGCCCGCGGACCGGTTCGACTGCGCCACGGTC V A E L A L A A A D A V D C A T V	2900
GAGCGGCTCGACATCGCCTCCGTGCCCGGCCGCGGCCATGGCCGGAC E R L D I A S V P G R P G H G R T	2950
GACCGTACAGACCTGGGTCGACGAGCCGGCGGACGACGGCCGGCGCCGGT T V Q T W V D E P A D D G R R R	3000
TCACCGTGCACACCCGACCGGCGAGCCCGTGGACGCTGCACGCCGAG F T V H T R T G D A P W T L H A E	3050
GGGTGCTGCGCCCCATGGCACGGCCCTGCCCGATGCGGCCGACGCCGA G V L R P H G T A L P D A A D A E	3100
GTGGCCCCACCGGGCGGGTCCCCGCGGACGGGCTGCCGGTGTGTGGC W P P P G A V P A D G L P G V W	3150
GCCGGGGGACAGGTCTTCGCCGAGGCCGAGGTGGACGGACCGGACGGT R R G D Q V F A E A E V D G P D G	3200
TTCGTGGTGCACCCCGACCTGCTCGACGCGGTCTTCTCCGGGTCGGCGA F V V H P D L L D A V F S A V G D	3250
CGGAAGCCGCCAGCCGGCCGATGGCGCGACCTGACGGTGCACGCGTCGG G S R Q P A G W R D L T V H A S	3300
ACGCCACCGTACTGCGCGCCTGCCTCACCCGGCGCACCGACGGAGCCATG D A T V L R A C L T R R T D G A M	3350
GGATTCGCCGCCTTCGACGGCGCCGGCCTGCCGGTACTCACCGCGGAGGC G F A A F D G A G L P V L T A E A	3400
GGTGACGCTGCGGGAGGTGGCGTCACCGTCCGGCTCCGAGGAGTCGGACG C T L R E V A S O S G S E E S D	3450
GCCTGCACCGGTTGGAGTGGCTCGCGGTGCGCGAGGCGGTCTACGACGGT G L H R L E W L A V A E A V Y D G	3500
GACCTGCCCCGAGGACATGTCCTGATCACCGCCGCCACCCGACGACCC D L P E G H V L I T A A H P D D P	3550
CGAGGACATACCACCCGCGCCACACCCGCGCCACCCGCGTCTGACCG E D I P T R A H T R A T R V L T	3600
CCCTGCAACACCACCTCACACCACCGACCACCCCTCATCGTCCACACC A L Q H H L T T T D H T L I V H T	3650
ACCACCGACCCCGCGGCGCCACCGTCACCGGCCCTACCCGACCGCCCA T T D P A G A T V T G L T R T A Q	3700

-continued

GAACGAACACCCCCACCGCATCCGCCTCATCGAAACCGACCACCCCCACA 3750  
 N E H P H R I R L I E T D H P H

CCCCCTCCCCCTGGCCCAACTCGCCACCCCTCGACCACCCCCACCTCCGC 3800  
 T P L P L A Q L A T L D H P G L R

CTCACCCACCACACCCTCCACCACCCCCACCTCACCCCCCTCCACACCAC 3850  
 L T H H T L H H P H L T P L H T T

CACCCACCCACCACCACCCCCCTCAACCCCGAACACGCCATCATCATCA 3900  
 T P P T T T P L N P E H A I I I

CCGGCGGCTCCGGCACCCCTCGCCGGCATCCTCGCCCGCCACCTGAACCAC 3950  
 T G G S G T L A G I L A R H L N H

CCCCACACCTACCTCCTCTCCCGCACCCACCCCCGACGCCACCCCCGG 4000  
 P H T Y L L S R T P P P D A T P G

CACCCACCTCCCCTGCGACGTCGGCGACCCCACTCGCCACCACCC 4050  
 T H L P C D V G D P H Q L A T T

TCACCCACATCCCCAACCCTCACCGCCATCTTCCACACCGCCGCCACC 4100  
 L T H I P Q P L T A I F H T A A T

CTCGACGACGGCATCCTCCACGCCCTCACCCCGACCGCCTCACCACCGT 4150  
 L D D G I L H A L T P D R L T T V

CCTCCACCCCAAAGCCAACGCCGCTGGCACCTGCACCACCTCACCCAAA 4200  
 L H P K A N A A W H L H H L T Q

ACCAACCCCTCACCCACTTCGTCCTCTACTCCAGCGCCGCCCGTCCTC 4250  
 N Q P L T H F V L Y S S A A A V L

GGCAGCCCCGGACAAGGAACTACGCCGCCCAACGCCTTCTCGACGC 4300  
 G S P G Q G N Y A A A N A F L D A

CCTCGCCACCCACCGCCACACCCTCGGCCAACCCGCCACCTCCATCGCCT 4350  
 L A T H R H T L G Q P A T S I A

GGGCATGTGGCACACCACCAGCACCCCTCACCGGACAACCTCGACGACGCC 4400  
 W G M W H T T S T L T G Q L D D A

GACCGGGACCGCATCCGCCGCGGGGTTTCTCCCGATCACGGACGACGA 4450  
 D R D R I R R G G F L P I T D D E

GGGCATGGGGATGCAT  
 G

The NheI-XhoI restriction fragment that encodes module 8 of the FK-520 PKS with the endogenous AT domain replaced by the AT domain of module 13 (specific for

methylmalonyl CoA) of the rapamycin PKS has the DNA sequence and encodes the amino acid sequence shown below.

AGATCTGGCAGCTCGCCGAAGCGCTGCTGACGCTCGTCCGGGAGAGCACC 50  
 Q L A E A L L T L V R E S T

GCCGCCGTGCTCGGCCACGTGGGTGGCGAGGACATCCCCGCGACGGCGGC 100  
 A A V L G H V G G E D I P A T A A

GTTCAAGGACCTCGGCATCGACTCGCTCACCGGGTCCAGCTGCGCAACG 150  
 F K D L G I D S L T A V Q L R N

CCCTCACCGAGGCGACCGGTGTGCGGCTGAACGCCACGGCGGTCTTCGAC 200  
 A L T E A T G V R L N A T A V F D

TTCCCGACCCCGCACGTGCTCGCCCGGAAGCTCGGCGACGAACCTGACCGG 250  
 F P T P H V L A G K L G D E L T G

CACCCGCGCGCCGTCGTGCCCCGGACCGCGGCCACGGCCGGTGCACG 300  
 T R A P V V P R T A A T A G A H

ACGAGCCGCTGGCGATCGTGGGAATGGCCTGCCGGCTGCCCGGGGGTCC 350  
 D E P L A I V G M A C R L P G G V

GCGTCACCCGAGGAGCTGTGGCACCTCGTGGCATCCGGCACCGACGCCAT 400  
 A S P E E L W H L V A S G T D A I

-continued

CACGGAGTTCCCGACGGACCGGGCTGGGACGTCGACGCGATCTACGACC T E F P T D R G W D V D A I Y D	450
CGGACCCCGACGCGATCGGCAAGACCTTCGTCCGGCACGGTGGCTTCCTC P D P D A I G K T F V R H G G F L	500
ACCGGCGGACAGGCTTCGACGCGGGCTTTCGGCATCAGCCCGCGGA T G A T G F D A A F F G I S P F E	550
GGCCCTCGCGATGGACCCGACGAGCGGGTGCCTCGGAGACGTCGTGGG A L A M D P Q Q R V L L E T S W	600
AGGCGTTCGAAAGCGCCGGCATCACCCCGGACTCGACCCGCGGACGCGAC E A F E S A G I T P D S T R G S D	650
ACCGGCGTGTTCGTCCGGCGCTTCTCCTACGGTTACGGCACCGGTGCGGA T G V F V G A F S Y G Y G T G A D	700
CACCGACGGCTTCGGCGGACCGGGCTCGCAGACAGTGTGCTCTCCGGCC T D G F G A T G S Q T S V L S G	750
GGCTGTCGTACTTCTACGGTCTGGAGGGTCCGGCGGTCACGGTCGACACG R L S Y F Y G L E G P A V T V D T	800
GCGTGTTCGTTCGTCCGGCGCTGCACCAGGCGGGCAGTCGCTGCG A C S S S L V A L H Q A G Q S L R	850
CTCCGGCGAATGCTCGTCGCCCTGGTCCGGCGGCTCACGGTGATGGCGT S G E C S L A L V G G V T N M A	900
CTCCCGGCGGCTTCGTGGAGTTCCTCCCGCAGCGCGGCTCGCGCCGGAC S P G G F V E F S R Q R G L A P D	950
GGCCGGGCGAAGGCGTTCGGCGCGGGTGCAGGACGGCACGAGCTTCGCCGA G R A K A F G A G A D G T S F A E	1000
GGGTGCCGGTGTGCTGATCGTCGAGAGGCTCTCCGACGCCGAACGCAACG G A G V L I V E R L S D A E R N	1050
GTCACACCGTCTGGCGGTCGTCCGTGGTTCGGCGGTCACCAGGATGGT G H T V L A V V R G S A V N Q D G	1100
GCCTCCAACGGGCTGTCCGGCGGCAACGGGCGTCCGAGGAGCGGGTGAT A S N G L S A P N G P S Q E R V i	1150
CCGGCAGGCCCTGGCCAACCGGGGCTCACCCCGCGGACGTGGACGCCG R Q A L A N A G L T P A D V D A	1200
TCGAGGCCACGGCACCGGACAGGCTGGGCGACCCCATCGAGGCACAG V E A H G T G T R L G D P I E A Q	1250
GCGTACTGGCCACCTACGGACAGGAGCGCGCCACCCCTGCTGCTGGG A V L A T Y G Q E R A T P L L L G	1300
CTCGCTGAAGTCCAACATCGGCCACGCCAGGCCGCGTCCGGCGTCCGGC S L K S N I G H A Q A A S G V A	1350
GCATCATCAAGATGGTGCAGGCCCTCCGGCACGGGAGCTGCCGCCGACG G I I K M V Q A L R H G E L P P T	1400
CTGCACGCCGACGAGCCGTCGCCGACGTCGACTGGACGGCCGGCGCCGT L H A D E P S P H V D W T A G A V	1450
CGAACTGCTGACGTCGGCCCGGCGTGGCCGAGACCGACCGGCCACGGC E L L T S A R P W P E T D R P R	1500
GTGCCCGGCTCTCCTCGTTCGGGGTGAGCGGCACCAACGCCACGTCATC R A A V S S T G V S G T N A H V I	1550
CTGGAGGCCGACCGGTAACGGAGACGCCCGCGGCATCGCCTTCCGGTGA L E A G P V T E T P A A S P S G D	1600
CCTTCCCCTGCTGGTGTCCGGCACGCTCACCGGAAGCGCTCGACGAGCAGA L P L L V S A R S P E A L D E Q	1650
TCCGCCGACTGCGCGCTTACCTGGACACCACCCCGGACGTCGACCGGGTG I R R L R A Y L D T T P D V D R V	1700

-continued

GCCGTGGCACAGACGCTGGCCCGGCGCACACACTTCGCCACCGCGCCGT A V A Q T L A R R T H F A H R A V	1750
GCTGCTCGGTGACACCGTCATCACCACACCCCCGCGGACCGGCCGACG L L G D T V I T T P P A D R P D	1800
AACTCGTCTTCGTCTACTCCGGCCAGGGCACCCAGCATCCCGGATGGGC E L V F V Y S G Q G T Q H P A M G	1850
GAGCAGCTAGCCGATTCGTGCGGTGGTTCGCCGAGCGGATGGCCGAGTG E Q L A D S S V V F A E R M A E C	1900
TGGCGCGCGTTCGCGAGTTCGTGGACTGGGATCTGTTACGGTTCG A A A L R E F V D W D L F T V L	1950
ATGATCCGGCGGTGGTGGACCGGGTTGATGTGGTCCAGCCCGCTTCCTGG D D P A V V D R V D V V Q P A S W	2000
GCGATGATGGTTTTCCCTGGCCGCGGTGTGGCAGGCGCCGGTGTGCGGCC A M M V S L A A V W Q A A G V R P	2050
GGATGCGGTGATCGGCCATTCGCAGGGTGAGATCGCCGAGCTTGTGTGG D A V I G H S Q G E I A A A C V	2100
CGGGTGGCGGTGTCCTACTACGCGATGCCGCCCGGATCGTGACCTTGCGCAGC A G A V S L R D A A R I V T L R S	2150
CAGGCGATCGCCCGGGGCTGGCGGGCGGGGCGGATGGCATCCGTCGC Q A I A R G L A G R G A M A S V A	2200
CCTGCCCGCGCAGGATGTCGAGCTGGTTCGACGGGGCTGGATCGCCGCC L P A Q D V E L V D G A W I A A	2250
ACAACGGGCCCCCTCCACCGTGATCGCGGGCACCCCGAAGCGGTGAC H N G P A S T V I A G T P E A V D	2300
CATGTCCTCACCGCTCATGAGGCACAAGGGTGGGGTGGCGGATCAC H V L T A H E A Q G V R V R R I T	2350
CGTCGACTATGCCTCGCACACCCCGCACGTCGAGCTGATCCGCGACGAAC V D Y A S H T P H V E L I R D E	2400
TACTCGACATCACTAGCGACAGCAGCTCGCAGACCCCGCTCGTGCCGTGG L L D I T S D S S S Q T P L V P W	2450
CTGTCGACCGTGGACGGCACCTGGGTTCGACAGCCCGCTGGACGGGGAGTA L S T V D G T W V D S P L D G E Y	2500
CTGGTACCGGAACCTGCGTGAACCGGTGCGTTTCCACCCCGCGTCAGCC W Y R N L R E P V G F H P A V S	2550
AGTTGCAGGCCAGGGCGACACCGTTCGTCGAGGTCAGCGCCAGCCCG Q L Q A Q G D T V F V E V S A S P	2600
GTGTTGTTGCAGGCGATGGACGACGATGTCGTCACGGTTGCCACGCTGCG V L L Q A M D D D V V T V A T L R	2650
TCGTGACGACGGCGACGCCACCCGGATGCTCACCGCCCTGGCACAGGCCT R D D G D A T R M L T A L A Q A	2700
ATGTCACGGCGTACCGTTCGACTGGCCCGCATCCTCGGCACCACCACA Y V H G V T D W P A I L G T T T	2750
ACCCGGGTACTGGACCTTCCGACCTACGCCTTCCAACACCAGCGGTACTG T R V L D L P T Y A F Q H Q R Y W	2800
GCTCGAGTCGGCACGCCCCGCGCATCCGACGCGGGCCACCCCGTGTGG L E S A R P A A S D A G H P V L	2850
GCTCCGGTATCGCCCTCGCCGGTTCGCCGGGCGGGTGTTCACGGGTTC G S G I A L A G S P G R V F T G S	2900
GTGCCGACCGGTGCGGACCGCGGGTTCGTCGCGGAGCTGGCGCTGGC V P T G A D R A V F V A E L A L A	2950
CGCCGCGGACGCGGTGACTGCGCCACGGTTCGAGCGGCTCGACATCGCCT A A D A V D C A T V E R L D I A	3000

-continued

CCGTGCCCGGCCGGCCGGCCATGGCCGGACCGGTACAGACCTGGGTC 3050  
 S V P G R P G H G R T T V Q T W V  
 GACGAGCCGGCGGACGACGGCCGGCGCCGGTTCACCGTGCACACCCGCAC 3100  
 D E P A D D G R R R F T V H T R T  
 CGGCGACGCCCCGTGGACGCTGCACGCCGAGGGGGTGCTGCGCCCCCATG 3150  
 G D A P W T L H A E G V L R P H  
 GCACGGCCCTGCCCGATGCGGCCGACGCCGAGTGGCCCCACCGGGCGCG 3200  
 G T A L P D A A D A E W P P P G A  
 GTGCCCCGGACGGGCTGCCGGGTGTGTGGCGCCGGGGGACCAGGTCTT 3250  
 V P A D G L P G V W R R G D Q V F  
 CGCCGAGGCCGAGGTGGACGGACCGGACGGTTTCGTGGTGCACCCCGACC 3300  
 A E A E V D G P D G F V V H P D  
 TGCTCGACGCGGTCTTCTCCGGTTCGGCGACGGAAGCCCGCAGCCGGCC 3350  
 L L D A V F S A V G D G S R Q P A  
 GGATGGCGCGACCTGACGGTGCACGCGTCCGACGCCACCGTACTGCGCGC 3400  
 G W R D L T V H A S D A T V L R A  
 CTGCCTCACCCGGCGCACCGACGGAGCCATGGGATTCGCCGCTTCGACG 3450  
 C L T R R T D G A M G F A A F D  
 GCGCCGGCCTGCCGGTACTCACCGCGGAGGCGGTGACGCTGCGGGAGGTG 3500  
 G A G L P V L T A E A V T L R E V  
 GCGTCACCGTCCGGCTCCGAGGAGTCGGACGGCCTGCACCGGTTGGAGTG 3550  
 A S P S G S E E S D G L H R L E W  
 GCTCGGGTTCGCCGAGGCGGTCTACGACGGTACCTGCCCGAGGGACATG 3600  
 L A V A E A V Y D G D L P E G H  
 TCCTGATCACCGCCCGCCACCCGACGCCCGGAGGACATACCCACCCGCG 3650  
 V L I T A A H P D D P E D I P T R  
 GCCCACACCCGCGCCACCCGCGTCTGACCGCCCTGCAACACCACCTCAC 3700  
 A H T R A T R V L T A L Q H H L T  
 CACCACCGACCACACCTCATCGTCCACACCACCACCGACCCCGCCGGCG 3750  
 T T D H T L I V H T T T D P A G  
 CCACCGTACCGGCCCTCACCCGACCGCCGAGAACGAACACCCCGCCGCG 3800  
 A T V T G L T R T A Q N E H P H R  
 ATCCGCTCATCGAAACCGACACCCCGACACCCCGTCCCGCTCCCGCTGGCCCA 3850  
 I R L I E T D H P H T P L P L A Q  
 ACTCGCCACCCCTCGACCACCCCGACCTCCGCTCACCCACCACACCCCTCC 3900  
 L A T L D H P H L R L T H H T L  
 ACCACCCCGACCTACCCCGCTCCACACCACCACCCCGCCACCCACCACC 3950  
 H H P H L T P L H T T T P P T T T  
 CCCCTCAACCCCGAACACGCCATCATCATCACCGGCGGCTCCGGCACCCCT 4000  
 P L N P E H A I I I T G G S G T L  
 CGCCGGCATCCTCGCCCGCCACCTGAACCACCCCGACCTACCTCCTCT 4050  
 A G I L A R H L N H P H T Y L L  
 CCCGACCCCGACCCCGGACGCCACCCCGGACCCACCTCCCGTGGCGAC 4100  
 S R T P P P D A T P G T H L P C D  
 GTCGGGACCCCGACCAACTCGCCACCACCTCACCCACATCCCCAACC 4150  
 V G D P H Q L A T T L T H I P Q P  
 CCTCACCGCCATCTTCCACACCGCCGACCCCTCGACGACGGCATCCTCC 4200  
 L T A I F H T A A T L D D G I L  
 ACGCCCTACCCCGACCGCCTCACCCGTCCTCCACCCCGAAGCCAAC 4250  
 H A L T P D R L T T V L H P K A N  
 GCGCCTGGCACCTGCACCACCTCACCCAAAACCAACCCCTCACCCACTT 4300  
 A A W H L H H L T Q N Q P L T H F

-continued

CGTCCTCTACTCCAGCGCCGCCCGTCCTCGGCAGCCCCGGACAAGGAA 4350  
 V L Y S S A A A V L G S P G Q G

ACTACGCCGCCCAACGCCTTCCTCGACGCCCTCGCCACCCACCGCCAC 4400  
 N Y A A N A F L D A L A T H R H

ACCCTCGGCCAACCCGCCACCTCCATCGCCTGGGGCATGTGGCACACCAC 4450  
 T L G Q P A T S I A W G M W H T T

CAGCACCCCTCACCGGACAACTCGACGACGCCGACCGGGACCGCATCCGCC 4500  
 S T L T G Q L D D A D R D R I R

GCGGCGGTTTCCTCCCGATCACGGACGACGAGGGCATGGGGATGCAT  
 R G G F L P I T D D E G

15

Phage KC515 DNA was prepared using the procedure described in Genetic Manipulation of Streptomyces, A Laboratory Manual, edited by D. Hopwood et al. A phage suspension prepared from 10 plates (100 mm) of confluent plaques of KC515 on *S. lividans* TK24 generally gave about 3 µg of phage DNA. The DNA was ligated to circularize at the cos site, subsequently digested with restriction enzymes BamHI and PstI, and dephosphorylated with SAP.

Each module 8 cassette described above was excised with restriction enzymes BglII and NsiI and ligated into the compatible BamHI and PstI sites of KC515 phage DNA prepared as described above. The ligation mixture containing KC515 and various cassettes was transfected into protoplasts of *Streptomyces lividans* TK24 using the procedure described in Genetic Manipulation of Streptomyces, A Laboratory Manual edited by D. Hopwood et al. and overlaid with TK24 spores. After 16–24 hr, the plaques were restreaked on plates overlaid with TK24 spores. Single plaques were picked and resuspended in 200 µL of nutrient broth. Phage DNA was prepared by the boiling method (Hopwood et al., supra). The PCR with primers spanning the left and right boundaries of the recombinant phage was used to verify the correct phage had been isolated. In most cases, at least 80% of the plaques contained the expected insert. To confirm the presence of the resistance marker (thioestrepton), a spot test is used, as described in Lomovskaya et al. (1997), in which a plate with spots of phage is overlaid with mixture of spores of TK24 and phiC31 TK24 lysogen. After overnight incubation, the plate is overlaid with antibiotic in soft agar. A working stock is made of all phage containing desired constructs.

*Streptomyces hygrosopicus* ATCC 14891 (see U.S. Pat. No. 3,244,592, issued Apr. 5, 1966, incorporated herein by reference) mycelia were infected with the recombinant phage by mixing the spores and phage ( $1 \times 10^8$  of each), and incubating on R2YE agar (Genetic Manipulation of Streptomyces, A Laboratory Manual, edited by D. Hopwood et al.) at 30° C. for 10 days. Recombinant clones were selected and plated on minimal medium containing thioestrepton (50 µg/ml) to select for the thioestrepton resistance-conferring gene. Primary thioestrepton resistant clones were isolated and purified through a second round of single colony isolation, as necessary. To obtain thioestrepton-sensitive revertants that underwent a second recombination event to evict the phage genome, primary recombinants were propagated in liquid media for two to three days in the absence of thioestrepton and then spread on agar medium without thioestrepton to obtain spores. Spores were plated to obtain about 50 colonies per plate, and thioestrepton sensitive colonies were identified by replica plating onto thioestrepton containing agar medium. The PCR was used to determine which of the thioestrepton sensitive colonies reverted to the

wild type (reversal of the initial integration event), and which contain the desired AT swap at module 8 in the ATCC 14891-derived cells. The PCR primers used amplified either the KS/AT junction or the AT/DH junction of the wild-type and the desired recombinant strains. Fermentation of the recombinant strains, followed by isolation of the metabolites and analysis by LCMS, and NMR is used to characterize the novel polyketide compounds.

## EXAMPLE 2

## Replacement of Methoxyl with Hydrogen or Methyl at C-13 of FK-506

The present invention also provides the 13-desmethoxy derivatives of FK-506 and the novel PKS enzymes that produce them. A variety of *Streptomyces* strains that produce FK-506 are known in the art, including *S. tsukubaensis* No. 9993 (FERM BP-927), described in U.S. Pat. No. 5,624,852, incorporated herein by reference; *S. hygrosopicus* subsp. *yakushimaensis* No. 7238, described in U.S. Pat. No. 4,894,366, incorporated herein by reference; *S. sp.* MA6858 (ATCC 55098), described in U.S. Pat. Nos. 5,116,756, incorporated herein by reference; and *S. sp.* MA 6548, described in Motamedi et al., 1998, "The biosynthetic gene cluster for the macrolactone ring of the immunosuppressant FK-506," *Eur. J. Biochem.* 256: 528–534, and Motamedi et al., 1997, "Structural organization of a multifunctional polyketide synthase involved in the biosynthesis of the macrolide immunosuppressant FK-506," *Eur. J. Biochem.* 244: 74–80, each of which is incorporated herein by reference.

The complete sequence of the FK-506 gene cluster from *Streptomyces sp.* MA6548 is known, and the sequences of the corresponding gene clusters from other FK-506-producing organisms is highly homologous thereto. The novel FK-506 recombinant gene clusters of the present invention differ from the naturally occurring gene clusters in that the AT domain of module 8 of the naturally occurring PKSs is replaced by an AT domain specific for malonyl CoA or methylmalonyl CoA. These AT domain replacements are made at the DNA level, following the methodology described in Example 1.

The naturally occurring module 8 sequence for the MA6548 strain is shown below, followed by the illustrative hybrid module 8 sequences for the MA6548 strains.



GCATGCGGCTGTACGAGCGGCACGGCGCACCGGAAGTCCCCTGGTGGTG M R L Y E A A R R T G S P V V V	50
GCGGCCGCGCTCGACGACGCGCCGGACGTGCCGCTGCTGCGGGGCTGCG A A A L D D A P D V P L L R G L R	100
GCGTACGACCGTCCGGCGTGCCGCGTCCGGGAACGCTCTCTCGCCGACC R T T V R R A A V R E R S L A D	150
GCTCGCCGCTGCTGCCGACGACGAGCGCGCCGACGCCTCCCTCGGTTTCG R S P C C P T T S A P T P P S R S	200
TCCTGGAACAGCACCGCCACCGTGTCTCGGCCACCTGGGCGCCGAAGACAT S W N S T A T V L G H L G A E D I	250
CCCGGCGACGACGACGTTCAAGGAACTCGGCATCGACTCGCTCACCGCGG P A T T T F K E L G I D S L T A	300
TCCAGCTGCGCAACGCGCTGACCACGGCGACCGGCTACGCCTCAACGCC V Q L R N A L T T A T G V R L N A	350
ACAGCGGTCTTCGACTTTCGACGCGCGCGCGCTCGCCGCGAGACTCGG T A V F D F P T P R A L A A R L G	400
CGACGAGCTGGCCGGTACCCGCGCGCCCGTCCGCGCCCGGACCGCGGCCA D E L A G T R A P V A A R T A A	450
CCGCGGCCGCGCACGACGAACCGCTGGCGATCGTGGGCATGGCCTGCCGT T A A A H D E P L A I V G M A C R	500
CTGCCGGGCGGGTTCGCGTCCGACAGGAGCTGTGGCGTCTCGTCGCGTC L P G G V A S P Q E L W R L V A S	550
CGGCACCGACGCCATCACGGAGTTCGCCGCGGACCGCGGCTGGGACGTGG G T D A I T E F P A D R G W D V	600
ACGCGCTCTACGACCCGGACCCCGACGCGATCGGCAAGACCTTCGTCGGG D A L Y D P D P D A I G K T F V R	650
CACGGCGGCTTCCTCGACGGTGGACCGGCTTCGACGCGGCGTTCCTTCGG H G G F L D G A T G F D A A F F G	700
GATCAGCCCGCGGAGGCCCTGGCCATGGACCCGAGCAACGGGTGCTCC I S P R E A L A M D P Q Q R V L	750
TGGAGACGCTCTGGGAGGCGTTCGAAAGCGGGGCATCACCCCGGACGCG L E T S W E A F E S A G I T P D A	800
GCGCGGGCAGCGACACCGCGTGTTCATCGGCGGTTCTCCTACGGGTA A R G S D T G V F I G A F S Y G Y	850
CGGCACGGGTGCGGATACCAACGGCTTCGGCGGACAGGGTCCGACACCA G T G A D T N G F G A T G S Q T	900
GCGTGCTCTCCGGCCGCTCTCGTACTTCTACGGTCTGGAGGGCCCTTCG S V L S G R L S Y F Y G L E G P S	950
GTCACGGTTCGACACCGCCTGCTCGTCTGCTACTGGTTCGCCCTGCACCAGGC V T V D T A C S S S L V A L H Q A	1000
AGGGCAGTCCCTGCGCTCGGGCGAATGCTCGCTCGCCCTGGTCCGGCGGTG G Q S L R S G E C S L A L V G G	1050
TCACGGTGATGGCGTCCGCGGCGGATTCGTCGAGTTCCTCCCGGACGCG V T V M A S P G G F V E F S R Q R	1100
GGGCTCGCGCCGACGGGCGGCGAAGGCGTTCGGCGGGGCGCGGACGG G L A P D G R A K A F G A G A D G	1150
TACGAGCTTCGCCGAGGGCGCCGGTGCCTGGTGGTTCGAGCGGCTCTCCG T S F A Q G A G A L V V E R L S	1200
ACGCGGAGCGCCACGGCCACACCGTCTCGCCCTCGTACGCGGCTCCGCG D A E R H G H T V L A L V R G S A	1250
GCTAACTCCGACGGCGGTCGAACGGTCTGTGCGGCGCGAAGCGCCCTC A N S D G A S N G L S A P N G P S	1300
CCAGGAACGCGTCATCCACCAGGCCCTCGCGAAGCGGAACTCACCCCG Q E R V I H Q A L A N A K L T P	1350

-continued

CCGATGTCGACGCGGTTCGAGGCGCACGGCACCGGCACCCGCTCGGCGAC A D V D A V E A H G T G T R L G D	1400
CCCATCGAGGCGCAGGCGTCTCGCGACGTACGGACAGGACCGGGCGAC P I E A Q A L L A T Y Q D R A T	1450
GCCCCTGCTGCTCGGCTCGCTGAAGTCGAACATCGGGCACGCCAGGCCG P L L L G S L K S N I G H A Q A	1500
CGTCAGGGGTCGCCGGGATCATCAAGATGGTGCAGGCCATCCGGCACGGG A S G V A G I I K M V Q A I R H G	1550
GAACTGCCGCCGACACTGCACGCGGACGAGCCGTCGCCGCACGTGACTG E L P P T L H A D E P S P H V D W	1600
GACGGCCGGTGCCGTCGAGCTCCTGACGTCCGCCCGCCGTCGGCCGGGA T A G A V E L L T S A R P W P G	1650
CCGGTCGCCCCGCGCGCTGCGTCTCGTTCGGCGTGAGCGGCACG T G R P R R A A V S S F G V S G T	1700
AACGCCCACATCATCCTTGAGGCAGGACCGGTCAAAACGGGACCGGTCTGA N A H I I L E A G P V K T G P V E	1750
GGCAGGAGCGATCGAGGACCGGTCTGAAGTAGGACCGGTCTGAGGCTG A G A I E A G P V E V G P V E A	1800
GACCGCTCCCCGCGCGCCCGCTCAGCACCGGGAGAAGACCTTCCGCTG G P L P A A P P S A P G E D L P L	1850
CTCGTGTGCGGCGGTTCCCCGAGGCACTCGACGAGCAGATCGGGCGCCT L V S A R S P E A L D E Q I G R L	1900
GCGCGCCTATCTCGACACCGGCCCGGGCGTCGACCGGGCGCCGTCGGCGC R A Y L D T G P G V D R A A V A	1950
AGACACTGGCCCGGCGTACGCACTTACCCACCGGGCCGTAAGTCTCGGG Q T L A R R T H F T H R A V L L G	2000
GACACCGTCATCGGCGTCCCCCGCGGACCGAGCCGACGAACCTCGTCTT D T V I G A P P A D Q A D E L V F	2050
CGTCTACTCCGGTCAGGGCACCCAGCATCCCGCGATGGGCGAGCAACTCG V Y S G Q G T Q H P A M G E Q L	2100
CGGCCGCGTTCCCCGTTCGCGGATGCCTGGCACGACGCGCTCCGACGG A A F P V F A D A W H D A L R R	2150
CTCGACGACCCCGACCCGACGACCCACACGGAGCCAGCACACGCTCTT L D D P D P H D P T R S Q H L F	2200
CGCCACCGAGGCGGCGTTCACCGCCCTCCTGAGGTCTGGGACATCACGC A H Q A A F T A L L R S W D I T	2250
CGCACGCGGTCATCGGCCACTCGCTCGGCGAGATCACCGCCGCGTACGCC P H A V I G H S L G E I T A A Y A	2300
GCCGGGATCCTGTCGCTCGACGACGCTGCACCCTGATCACACGCGTGC A G I L S L D D A C T L I T T R A	2350
CCGCCTCATGCACACGCTTCCGCCCGCGCCATGGTCACCGTCTGTA R L M H T L P P P G A M V T V L	2400
CCAGCGAGGAGGAGGCCCGTTCAGGCGCTGCGGCGGGCGTGGAGATCGCC T S E E E A R Q A L R P G V E I A	2450
GCGGTCTTCGGCCCGCACTCCGTCGCTCTCGGGCGACGAGGACGCCGT A V F G P H S V V L S G D E D A V	2500
GCTCGACGTCGCACAGCGGCTCGGCATCCACCACCGTCTGCCCGCGCCGC L D V A Q R L G I H H R L P A P	2550
ACGCGGGCCACTCCGCGCACATGGAACCCGTGGCCGCCGAGCTGCTCGCC H A G H S A H M E P V A A E L L A	2600
ACCACTCGGAGCTCCGTTACGACCGGCCCCACACCGCCATCCCGAACGA T T R E L R Y D R P H T A I P N D	2650

-continued

CCCCACCACCGCCGAGTACTGGGCCGAGCAGGTCCGCAACCCCGTGCTGT 2700  
 P T T A E Y W A E Q V R N P V L  
 TCCACGCCCACACCCAGCGGTACCCCGACGCCGTGTTTCGTCGAGATCGGC 2750  
 F H A H T Q R Y P D A V F V E I G  
 CCCGGCCAGGACCTCTCACCGCTGGTCGACGGCATCGCCCTGCAGAACGG 2800  
 P G Q D L S P L V D G I A L Q N G  
 CACGGCGGACGAGGTGCACGCGCTGCACACCGCGCTCGCCCGCCTCTTCA 2850  
 T A D E V H A L H T A L A R L F  
 CACGGCGGCCACGCTCGACTGGTCCCGCATCCTCGGCGGTGCTTCGCGG 2900  
 T R G Q T L D W S R I L G G A S R  
 CACGACCCTGACGTCCCCTCGTACGCGTTCAGCGGCGTCCCTACTGGAT 2950  
 H D P D V P S Y A F Q R R P Y W I  
 CGAGTCGGCTCCCCGGCCACGGCCGACTCGGGCCACCCCGTCTCGGCA 3000  
 E S A P P A T A D S G H P V L G  
 CCGGAGTCGCCGTGCGCGGGTCGCCGGGCCGGGTGTTACGGGTCCCGTG 3050  
 T G V A V A G S P G R V F T G P V  
 CCCGCCGGTGGCGACCGCGGGTTCATCGCCGAACGGCGCTCGCCGC 3100  
 P A G A D R A V F I A E L A L A A  
 CGCCGACGCCACCGACTGCGCCACGGTCGAACAGCTCGACGTCACCTCCG 3150  
 A D A T D C A T V E Q L D V T S  
 TGCCCGGCGGATCCGCCCGGGCAGGGCCACCGCGCAGACCTGGGTGAT 3200  
 V P G G S A R G R A T A Q T W V D  
 GAACCCGCCCGACGGGCGGCGCCGCTTACCGTCCACACCCGCGTCGG 3250  
 E P A A D G R R R F T V H T R V G  
 CGACGCCCCGTGGACGCTGCACGCCGAGGGGTTCTCCGCCCGGCGCG 3300  
 D A P W T L H A E G V L R P G R  
 TGCCCCAGCCCGAAGCCGTGACACCGCCTGGCCCCCGGGCGCGGTG 3350  
 V P Q P E A V D T A W P P P G A V  
 CCCGCCGACGGGTGCCCGGGCGTGGCGACGCGGACCGAGGTCTTCGT 3400  
 P A D G L P G A W R R A D Q V F V  
 CGAAGCCGAAGTCGACAGCCCTGACGGCTTCGTGGCACACCCCGACCTGC 3450  
 E A E V D S P D G F V A H P D L  
 TCGACGCGGTCTTCTCCGGGTGCGGCGACGGGAGCCCGCCAGCCGACCGGA 3500  
 L D A V F S A V G D G S R Q P T G  
 TGGCGGACCTCGCGGTGCACGCGTCGGACGCCACCGTGTGCGCGCCTG 3550  
 W R D L A V H A S D A T V L R A C  
 CCTCACCCGCCGCGACAGTGGTGTGCTGGAGCTCGCCGCTTCGACGGTG 3600  
 L T R R D S G V V E L A A F D G  
 CCGGAATGCCGGTGTCTACCGCGGAGTCGGTGACGCTGGGCGAGGTGCGG 3650  
 A G M P V L T A E S V T L G E V A  
 TCGGCAGGCGGATCCGACGAGTCGGACGGTCTGCTTCGGCTTGAGTGGTT 3700  
 S A G G S D E S D G L L R L E W L  
 GCCGGTGGCGGAGGCCACTACGACGGTGGCGACGAGCTGCCCGAGGGCT 3750  
 P V A E A H Y D G A D E L P E G  
 ACACCCTCATCACCGCCACACACCCCGACACCCCGACACCCACCAAC 3800  
 Y T L I T A T H P D D P D D P T N  
 CCCCACAACACACCCACACGCACCCACACACAAACCACACGCGTCCTCAC 3850  
 P H N T P T R T H T Q T T R V L T  
 CGCCCTCCAACACCACCTCATCACCAACACACCCCTCATCGTCCACA 3900  
 A L Q H H L I T T N H T L I V H  
 CCACCACCGACCCCGAGGCGCGCGTACCGGCTCACCCGACCGCA 3950  
 T T T D P P G A A V T G L T R T A

-continued

CAAAACGAACACCCCGGCGCATCCACCTCATCGAAACCCACCACCCCA 4000  
 Q N E H P G R I H L I E T H H P H  
 CACCCCACTCCCCCTACCCAACCTCACCACCTCCACCAACCCACCTAC 4050  
 T P L P L T Q L T T L H Q P H L  
 GCCTACCAACAACACCCTCCACACCCCCACCTCACCCCATCACCACC 4100  
 R L T N N T L H T P H L T P I T T  
 CACCACAACACCACCACAACCACCCCAACACCCACCCCTCAACCCAA 4150  
 H H N T T T T P N T P P L N P N  
 CCACGCCATCCTCATCACCGCGGCTCCGGCACCTCGCCGGCATCCTCG 4200  
 H A I L I T G G S G T L A G I L  
 CCCGCCACCTCAACCACCCCAACCTACCTCCTCCTCCCGCACACCACCA 4250  
 A R H L N H P H T Y L L S R T P P  
 CCCCCACCAACCCCGGCGCCACATCCCTGCGACCTCACCACCCAC 4300  
 P P T T P G T H I P C D L T D P T  
 CCAAATCACCCAAGCCCTCACCCACATACCACAACCCCTCACCGGCATCT 4350  
 Q I T Q A L T H I P Q P L T G I  
 TCCACACCGCGCCACCCTCGACGACGCCACCCTCACCAACCTCACCCCC 4400  
 F H T A A T L D D A T L T N L T P  
 CAACACCTCACCACCACCTCCAACCCAAAGCCGACGCCGCTGGCACCT 4450  
 Q H L T T T L Q P K A D A A W H L  
 CCACCACCACCCAAAACCAACCCCTCACCCACTTCGTCTCTACTCCA 4500  
 H H H T Q N Q P L T H F V L Y S  
 GCGCCGCGCCACCCTCGGCAGCCCCGGCCAAGCCAACTACGCCGCGCC 4550  
 S A A A T L G S P G Q A N Y A A A  
 AACGCCTTCCTCGACGCCCTCGCCACCCACCGCCACCCAAAGACAACC 4600  
 N A F L D A L A T H R H T Q G Q P  
 CGCCACCACCATCGCCTGGGCATGTGGCACACCACCACCACTCACCA 4650  
 A T T I A W G M W H T T T T L T  
 GCCAACTCACCGACAGCGACCGCGACCGCATCCGCCGCGGGCTTCCTG 4700  
 S Q L T D S D R D R I R R G G F L  
 CCGATCTCGGACGACGAGGGCATGC  
 P I S D D E G M

The AvrII-XhoI hybrid FK-506 PKS module 8 containing the AT domain of module 12 of rapamycin is shown below.

GCATGCGGCTGTACGAGGCGGCACGGCGCACCGGAAGTCCCGTGGTGGTG 50  
 M R L Y E A A R R T G S P V V V  
 GCGGCCGCGCTCGACGACGCGCGGACGTGCCGCTGCTGCGGGGCTGCG 100  
 A A A L D D A P D V P L L R G L R  
 GCGTACGACCGTCCGGCGTGCCGCGTCCGGAACGCTCTCTCGCCGACC 150  
 R T T V R R A A V R E R S L A D  
 GCTCGCGTGTGCCCCGACGACGAGCGCGCCGACGCTCCCTCGCGTTTCG 200  
 R S P C C O T T S A P T P P S R S  
 TCCTGGAACAGCACCGCCACCGTGCTCGGCCACCTGGGCGCCGAAGACAT 250  
 S W N S T A T V L G H L G A E D I  
 CCCGGCGACGACGACGTTCAAGGAACCTCGGCATCGACTCGCTCACCGCGG 300  
 P A T T F K E G I D S L T A  
 TCCAGCTGCGCAACGCGCTGACCACGGCGACCGGGCTACGCCTCAACGCC 350  
 V Q L R N A L T T A T G V R L N A  
 ACAGCGGTCTTCGACTTTCGACGCCGCGCGCTCGCCGCGAGACTCGG 400  
 T A V F D F P T P R A L A A R L G

-continued

CGACGAGCTGGCCGGTACCCGCGCGCCCGTTCGCGGCCCGGACCGCGGCCA 450  
 D E L A G T R A P V A A R T A A  
 CCGCGCCCGCGCACGACGAACCGCTGGCGATCGTGGGCATGGCCTGCCGT 500  
 T A A A H D E P L A I V G M A C R  
 CTGCCGGGGGGGTCGCGTCCACAGGAGCTGTGGCGTCTCGTCGCGTC 550  
 L P G G V A S P Q E L W R L V A S  
 CGGCACCGACGCCATCACGGAGTTCCCGCGGACCGCGGCTGGGACGTGG 600  
 G T D A I T E F P A D R G W D V  
 ACGCGCTCTACGACCCCGACCCCGACGCGATCGGCAAGACCTTCGTCCGG 650  
 D A L Y D P D P D A I G K T F V R  
 CACGGCGGCTTCTCGACGGTGGACCGGCTTCGACGCGGGCTTCTTCGG 700  
 H G G F L D G A T G F D A A F F G  
 GATCAGCCCGCGGAGGCCCTGGCCATGGACCCCGCAGCAACGGGTGCTCC 750  
 I S P R E A L A M D P Q Q R V L  
 TGGAGACGTCTGGGAGGCGTTCGAAAGCGCGGCATCACCCCGGACGCG 800  
 L E T S W E A F E S A G I T P D A  
 GCGCGGGGCGAGCGACACCGGCGTTCATCGGCGCGTTCCTACGGGTA 850  
 A R G S D T G V F I G A F S Y G Y  
 CGGCACGGGTGCGGATACCAACGGCTTCGGCGCGACAGGGTTCGACACCA 900  
 G T G A D T N G F G A T G S Q T  
 GCGTGCTCTCCGGCCGCTCTCGTACTTCTACGGTCTGGAGGGCCCTTCG 950  
 S V L S G R L S Y F Y G L E G P S  
 GTCACGGTTCGACACCGCCTGCTCGTCGTCACTGGTCGCCCTGCACCAGGC 1000  
 V T V D T A C S S S L V A L H Q A  
 AGGGCAGTCCCTGCGCTCGGGCGAATGCTCGCTCGCCCTGGTCGGCGGTG 1050  
 G Q S L R S G E C S L A L V G G  
 TCACGGTGATGGCGTCGCCCGGGATTTCGTCGAGTTCCTCCCGGACGCG 1100  
 V T V M A S P G G F V E F S R Q R  
 GGGCTCGCGCCGACGGGCGGGCGAAGGCGTTCGGCGGGGCGGGACGG 1150  
 G L A P D G R A K A F G A G A D G  
 TACGAGCTTCGCCGAGGGCGCCGGTGCCTGGTGGTCGAGCGGCTCTCCG 1200  
 T S F A E G A G A L V V E R L S  
 ACGCGGAGCGCCACGGCCACACCGTCTCGCCCTCGTACGCGGCTCCGCG 1250  
 D A E R H G H T V L A L V R G S A  
 GCTAACTCCGACGGCGCGTCGAACGGTCTGTCCGGCGCCGAACGGCCCTC 1300  
 A N S D G A S N G L S A P N G P S  
 CCAGGAACGCGTCATCCACAGGCCCTCGCGAACGCGAAACTCACCCCG 1350  
 Q E R V I H Q A L A N A K L T P  
 CCGATGTCGACGCGGTTCGAGGCGCACGGCACCGCCCGCTCGGCGAC 1400  
 A D V D A V E A H G T G T R L G D  
 CCCATCGAGGCGCAGGCGCTGCTCGCGACGTACGGACAGGACCGGGCGAC 1450  
 P I E A Q A L L A T Y G Q D R A T  
 GCCCTGCTGCTCGGCTCGTGAAGTCAACATCGGGCACGCCAGGCCG 1500  
 P L L L G S L K S N I G H A Q A  
 CGTCAGGGGTGCGCGGATCATCAAGATGGTGCAGGCCATCCGGCACGGG 1550  
 A S G V A G I I K M V Q A I R H G  
 GAACTGCCGCCGACACTGCACGCGGACGAGCCGTCGCCGCACGTCTGACTG 1600  
 E L P P T L H A D E P S P H V D W  
 GACGGCCGGTGCCTCGAGCTCCTGACGTCCGCCCCGGCCGTGGCCGGGA 1650  
 T A G A V E L L T S A R P W P G  
 CCGTCCGCCCTAGGCGGGCAGGCGTGTCTCCTTCGGGATCAGTGGCACC 1700  
 T G R P R R A G V S S F G I S G T  
 AACGCCACGTCATCCTGAAAGCGCACCCCCACTCAGCCTGCGGACAA 1750  
 N A H V I L E S A P P T Q P A D N

-continued

CGCGGTGATCGAGCGGGCACCGGAGTGGGTGCCGTTGGTGATTTCCGGCCA A V I E R A P E W V P L V I S A	1800
GGACCCAGTCGGCTTTGACTGAGCACGAGGGCCGGTTGCGTGCGTATCTG R T Q S A L T E H E G R L R A Y L	1850
GCGGCGTCGCCCCGGGTGGATATGCGGGCTGTGGCATCGACGCTGGCGAT A A S P G V D M R A V A S T L A M	1900
GACACGGTCGGTGTTCGAGCACCGTGCCGTGCTGCTGGGAGATGACACCG T R S V F E H R A V L L G D D T	1950
TCACCGGCACCGCTGTGTCTGACCCTCGGGCGGTGTTGCTTCCCGGGA V T G T A V S D P R A V F V F P G	2000
CAGGGGTCGCAGCGTGTGGCATGGGTGAGGAACGGCCCGCGGTTCCC Q G S Q R A G M G E E L A A A F P	2050
CGTCTTCGCGCGGATCCATCAGCAGGTGTGGGACCTGCTCGATGTGCCCG V F A R I H Q Q V W D L L D V P	2100
ATCTGGAGGTGAACGAGACCGGTTACGCCAGCCGGCCCTGTTGCAATG D L E V N E T G Y A Q P A L F A M	2150
CAGGTGGCTCTGTTCCGGCTGCTGGAATCGTGGGGTGTACGACCGGACGC Q V A L F G L L E S W G V R P D A	2200
GGTGATCGGCCATTCCGTGGGTGAGCTTGGCGCTGCGTATGTGTCGGGG V I G H S V G E L A A A Y V S G	2250
TGTGGTCGTTGGAGGATGCCTGCACTTTGGTGTGCGGCGGGCTCGTCTG V W S L E D A C T L V S A R A R L	2300
ATGCAGGCTCTGCCCGGGTGGGGTGATGGTTCGCTGTCCCGGCTCGGA M Q A L P A G G V M V A V P V S E	2350
GGATGAGGCCCGGGCGGTGCTGGGTGAGGGTGTGGAGATCGCCGCGGTCA D E A R A V L G E G V E I A A V	2400
ACGGCCCGTCGTCGGTGGTTCTCTCCGGTGATGAGGCCCGCGTGTGCAG N G P S S V V L S G D E A A V L Q	2450
GCCGCGAGGGGCTGGGGAAGTGGACCGGCTGGCGACCAGCCACGCGTT A A E G L G K W T R L A T S H A F	2500
CCATTCGCCCGTATGGAACCCATGCTGGAGGAGTTCGGGGCGGTGCGCCG H S A R M E P M L E E F R A V A	2550
AAGCCTGACCTACCGGACCGCAGGTCTCCATGGCCGTTGGTGATCAG E G L T Y R T P Q V S M A V G D Q	2600
GTGACCACCGCTGAGTACTGGGTGCGGCAGGTCCGGGACACGGTCCGGTT V T T A E Y W V R Q V R D T V R F	2650
CGGCGAGCAGGTGGCCTCGTACGAGGACCGCGTTCGTCGAGCTGGGTG G E Q V A S Y E D A V F V E L G	2700
CCGACCGGTCACTGGCCCGCTGGTTCGACGGTGTGCGGATGCTGCACGGC A D R S L A R L V D G V A M L H G	2750
GACCACGAAATCCAGGCCGATCGGGCGCCCTGGCCACCTGTATGTCAA D H E I Q A A I G A L A H L Y V N	2800
CGGCGTCACGGTGCAGTGGCCCGCTCCTGGGCGATGCTCCGGCAACAC G V T V D W P A L L G D A P A T	2850
GGTGCTGGACCTTCCGACATACGCCTTCCAGCACCAGCGCTACTGGCTC R V L D L P T Y A F Q H Q R Y W L	2900
GAGTCGGCTCCCCGGCCACGGCCGACTCGGGCCACCCGTCCTCGGCAC E S A P P A T A D S G H P V L G T	2950
CGGAGTCGCGGTCGCGGGTCCCGGGCGGGTGTTCACGGGTCCCGTGC G V A V A G S P G R V F T G P V	3000
CCGCCGTTGCGGACCGCGGGTGTTCATCGCCGAACTGGCGCTCGCCGCC P A G A D R A V F I A E L A L A A	3050

-continued

GCCGACGCCACCGACTGCGCCACGGTCGAACAGCTCGACGTCACCTCCGT A D A T D C A T V E Q L D V T S V	3100
GCCCGCGGATCCGCCCGCGGCAGGGCCACCGCGCAGACCTGGGTCGATG P G G S A R G R A T A Q T W V D	3150
AACCCGCCGCCGACGGGCGGCGCCGCTTACCGTCCACACCCGCGTCGGC E P A A D G R R R F T V H T R V G	3200
GACGCCCCGTGGACGCTGCACGCCGAGGGGTTCTCCGCCCCGCGCGT D A P W T L H A E G V L R P G R V	3250
GCCCCAGCCCGAAGCCGTCGACACCGCCTGGCCCCCGGGGCGCGGTGC P Q P E A V D T A W P P P G A V	3300
CCGCGGACGGGCTGCCCGGGGCGTGGCGACGCGGGACCAGGTCTTCGTC P A D G L P G A W R R A D Q V F V	3350
GAAGCCGAAGTCGACAGCCCTGACGGCTTCGTGGCACACCCCGACCTGCT E A E V D S P D G F V A H P D L L	3400
CGACGCGGTCTTCTCCGCGGTCGGCGACGGGAGCCGCCAGCCGACCGGAT D A V F S A V G D G S R Q P T G	3450
GGDGCACCTCGCGGTGCACGCGTCGGACGCCACCGTGTGCGCGCCTGC W R D L A V H A S D A T V L R A C	3500
CTCACCCCGCGACAGTGGTGTGCTGGAGCTCGCCGCTTCGACGGTGC L T R R D S G V V E L A A F D G A	3550
CGAATGCCGGTGTCTACCGCGGAGTCGGTGCCTGGCGAGGTTCGCGT G M P V L T A E S V T L G E V A	3600
CGGCAGGCGGATCCGACGAGTCGGACGGTCTGCTTCGGCTTGAGTGGTTG S A G G S D E S D G L L R L E W L	3650
CCGGTGGCGGAGGCCACTACGACGGTCCGACGAGCTGCCGAGGGCTA P V A E A H Y D G A D E L P E G Y	3700
CACCCTCATCACCGCCACACACCCCGACGACCCCGACGACCCCAACC T L I T A T H P D D P D D P T N	3750
CCCACAACACCCACACGACCCACACACAAACCACACGCGTCTCACC P H N T P T R T H T Q T T R V L T	3800
GCCCTCCAACACCACCTCATCACCAACCACACCCCTCATCGTCCACAC A L Q H H L I T T N H T L I V H T	3850
CACCACCGACCCCCAGGCGCCGCGTACCGGCCTACCCGACCCGCAC R R D P P G A A V T G L R T A	3900
AAAACGAACACCCCGCGCATCCACCTCATCGAAACCCACCACCCCCAC Q N E H P G R I H L I E T H H P H	3950
ACCCCACTCCCCCTACCCAACTCACCACCCTCCACCAACCCCACTACG T P L P L T Q L T T L H Q P H L R	4000
CCTCACCAACAACACCCCTCCACACCCCCACCTCACCCTCATCACCC L T N N T L H T P H L T P I T T	4050
ACCACAACACCACCACAACCACCCCAACACCCCAACCCCTCAACCCCAAC H H N T T T T T P N T P P L N P N	4100
CACGCCATCCTCATCACCGGCGGCTCCGGCACCCCTCGCCGGCATCCTCGC H A I L I T G G S G T L A G I L A	4150
CCGCCACCTCAACCACCCCCACACCTACCTCCTCCTCCGACACACCAC R H L N H P H T Y L L S R T P P	4200
CCCCACACACCCGGCACCCACATCCCCTGCGACCTACCGACCCCAAC P P T T P G T H I P C D L T D P T	4250
CAAATCACCCAAGCCCTCACCCACATAACCACAACCCCTCACCGCATCTT Q I T Q A L T H I P Q P L T G- G I F	4300
CCACACCGCGCCACCCCTCGACGACGCCACCCCTACCAACCTCACCCCC H T A A T L D D A T L T N L T P	4350

-continued

AACACCTCACCACCACCCTCCAACCCAAAGCCGACGCCGCTGGCACCTC 4400  
 Q H L T T T L Q P K A D A A W H L  
 CACCACCACACCCAAAACCAACCCCTCACCCACTTCGTCCTTACTCCAG 4450  
 H H H T Q N Q P L T H F V L Y S S  
 CGCCGCCGCCACCCTCGGCAGCCCCGGCCAAGCCAACTACGCCGCCGCA 4500  
 A A A T L G S P G Q A N Y A A A  
 ACGCCTTCCTCGACGCCCTCGCCACCCACCGCCACACCCAAGGACAACCC 4550  
 N A F L D A L A T H R H T Q G Q P  
 GCCACCACCATCGCCTGGGGCATGTGGCACACCACCACACTCACCAG 4600  
 A T T I A W G M W H T T T T L T S  
 CCAACTCACCAGACGACCGCGACCGCATCCGCCGCGGGCTTCCTGC 4650  
 Q L T D S D R S R I R R G G F L  
 CGATCTCGGACGACGAGGGCATGC  
 P I S D D E G M

The AvrII-XhoI hybrid FK-506 PKS module 8 containing<sup>20</sup>  
 the AT domain of module 13 of rapamycin is shown below.

GCATGCGGCTGTACGAGGCGGCACGGCGCACCGGAAGTCCCGTGGTGGTG 50  
 M R L Y E A A R R T G S P V V V  
 GCGGCCGCGCTCGACGACGCGCGGACGTGCCGCTGCTGCGGGGCTGCG 100  
 A A A L D D A P D V P L L R G L R  
 GCGTACGACCGTCCGGCGTGCCCGTCCGGGAACGCTCTCTCGCCGACC 150  
 R T T V R R A A V R E R S L A D  
 GCTCGCCGTGCTGCCGACGACGAGCGCGCCGACGCTCCCTCGCGTTTCG 200  
 R S P C C P T T S A P T P P S R S  
 TCCTGGAACAGCACCGCCACCGTGCTCGGCCACCTGGGCGCCGAAGACAT 250  
 S W N S T A T V L G H L G A E D I  
 CCCGGCGACGACGACGTTCAAGGAACCTCGGCATCGACTCGCTCACC GCGG 300  
 P A T T T F K E L G I D S L T A  
 TCCAGCTGCGCAACGCGCTGACCACGGCGACCGGCGTACGCTCAACGCC 350  
 V Q L R N A L T T A T G V R L N A  
 ACAGCGGTCTTCGACTTTCCGACGCCGCGCGCTCGCCGCGAGACTCGG 400  
 T A V F D F P T P R A L A A R L G  
 CGACGAGCTGGCCGGTACCCGCGCGCCCGTCCGCGCCCGGACCGCGCCA 450  
 D E L A G T R A P V A A R T A A  
 CCGCGGCCGCGCACGACGAACCGCTGGCGATCGTGGGCATGGCCTGCCGT 500  
 T A A A H D E P L A I V G M A C R  
 CTGCCGGGGGGGTCGCGTCGCCACAGGAGCTGTGGCGTCTCGTCGCGTC 550  
 L P G G V A S P Q E L W R L V A S  
 CGGCACCGACGCCATCACGGAGTTCCCGCGGACCGCGGCTGGGACGTGG 600  
 G T D A I T E F P A D R G W D V  
 ACGCGCTCTACGACCCGGACCCGACGCGATCGGCAAGACCTTCGTCGG 650  
 D A L Y D P D P D A I G K T F V R  
 CACGGCGGCTTCCTCGACGGTGGACCGGCTTCGACGCGGGCTTCTTCGG 700  
 H G G F L D G A T G F D A A F F G  
 GATCAGCCCGCGGAGGCCCTGGCCATGGACCCGACGCAACGGGTGCTCC 750  
 I S P R E A L A M D P Q Q R V L  
 TGGAGACGTCTGGGAGGCGTTTCGAAAGCGGGCATCACCCCGGACGCG 800  
 L E T S W E A F E S A G I T P D A  
 GCGGGGGCAGCGACACCGCGTGTTCATCGGCGGTTCTCCTACGGGTA 850  
 A R G S D T G V F I G A F S Y G Y



-continued

CGGCACGGGTGCGGATACCAACGGCTTCGGCGCGACAGGGTCGCAGACCA G T G A D T N G F G A T G S Q T	900
GCGTGCTCTCCGGCCGCCTCTCGTACTTCTACGGTCTGGAGGGCCCTTCG S V L S G R L S Y F Y G L E G P S	950
GTCACGGTCGACACCGCCTGCTCGTCGTCACTGGTCGCCCTGCACCAGGC V T V D T A C S S L V A L H Q A	1000
AGGGCAGTCCCTGCGCTCGGGCGAATGCTCGCTCGCCCTGGTCGGCGGTG G Q S L R S G E C S L A L V G G	1050
TCACGGTGATGGCGTCGCCCGCGGATTCTCGTTCGAGTCTCCCGGCAGCGC V T V M A S P G G F V E F S R Q R	1100
GGGCTCGCGCCGGACGGCGGGCGAAGGCGTTCGGCGGGCGCGGACGG G L A P D G R A K A F G A G A D G	1150
TACGAGCTTCGCCGAGGGCGCCGGTGCCTGGTGGTCGAGCGGCTCTCCG T S F A E G A G A L V V E R L S	1200
ACGCGGAGCGCCACGGCCACACCGTCTCGCCCTCGTACGCGGCTCCGCG D A E R H G H T V L A L V R G S A	1250
GCTAACTCCGACGGCGCGTCGAACGGTCTGTGCGCGCCGAACGGCCCTC A N S D G S N G L S A P N G P S	1300
CCAGGAACGCGTCATCCACCAGGCCCTCGCGAACGCGAAACTCACCCCG Q E R V I H Q A L A N A K L T P	1350
CCGATGTCGACGCGGTGAGGCGCACGGCACCCGCTCGGCGAC A D V D A V E A H G T G T R L G D	1400
CCCATCGAGGCGCAGGCGTGTCTCGGACGTACGGACAGGACCGGGCGAC P I E A Q A L L A T Y G Q D R A T	1450
GCCCTGCTGCTCGGCTCGTGAAGTCGAACATCGGGCACGCCAGGCCG P L L L G S L K S N I G H A Q A	1500
CGTCAGGGGTGCGCGGATCATCAAGATGGTGCAGGCCATCCGGCACGGG A S G V A G I T K M V Q A I R H G	1550
GAACTGCCGCGACACTGCACGCGGACGAGCCGTCGCCGACGTCGACTG E L P P T L H A D E P S P H V D W	1600
GACGGCCGGTGCCTCGAGCTCTGACGTCGGCCCGCCGTCGGCCGGGA T A G A V E L L T S A R P W P G	1650
CCGGTCGCCCTAGGCGGGCGGGTGTCTGCTCCTTCGGAGTCAGCGGCACC T G R P R R A G V S S F G V S G T	1700
AACGCCCACGTCATCCTGGAGAGCGCACCCCGCTCAGCCCGCGGAGGA N A H V I L E S A P P A Q P A E E	1750
GGCGCAGCCTGTTGAGACGCCGGTGGTGGCCTCGGATGTGCTGCCGCTGG A Q P V E T P V V A S D V L P L	1800
TGATATCGGCCAAGACCCAGCCCGCCCTGACCGAACACGAAGACCGGCTG V I S A K T Q P A L T E H E D R L	1850
CGCGCCTACCTGGCGGCTCGCCCGGGCGGATATACGGGCTGTGGCATC R A Y L A A S P G A D I R A V A S	1900
GACGCTGGCGGTGACACGGTCCGGTTCGAGCACCGCGCCGTACTCCTTG T L A V T R S V F E H R A V L L	1950
GAGATGACACCGTCACCGGCACCGGGTACCGACCCAGGATCGTGTTT G D D T V T G T A V T D P R I V F	2000
GTCFTTCCCGGCAGGGTGGCAGTGGCTGGGGATGGCAGTGCCTGCG V F P G Q G W Q W L G M G S A L R	2050
CGATTCGTCGGTGGTGTTCGCCGAGCGGATGGCCGAGTGTGCGCGGCGT D S S V V F A E R M A E C A A A	2100
TGCGCGAGTTCGTGGACTGGGATCTGTTACGGTTCGGATGATCCGGCG L R E F V D W D L F T V L D D P A	2150

-continued

GTGGTGGACCGGGTTGATGTGGTCCAGCCCGCTTCCTGGGCGATGATGGT V V D R V D V V Q P A S W A M M V	2200
TTCCCTGGCCGCGGTGTGGCAGGCGGCGGCGGTGTGCGGCCGGATGCGGTGA S L A A V W Q A A G V R P D A V	2250
TCGGCCATTCGCAGGGTGAGATCGCCGCAGCTTGTGTGGCGGGTGCGGTG I G H S Q G E I A A A C V A G A V	2300
TCACTACGCGATGCCGCCGGATCGTGACCTTGCAGCAGCCAGGCGATCGC S L R D A A R I V T L R S Q A I A	2350
CCGGGGCCTGGCGGGCGGGGCGCGATGGCATCCGTGCGCCCTGCCCGCGC R G L A G R G A M A S V A L P A	2400
AGGATGTCGAGCTGGTCGACGGGGCCTGGATCGCCGCCACAACGGGGCC Q D V E L V D G A W I A A H N G P	2450
GCCTCCACCGTGATCGCGGGCACCCCGGAAGCGGTGACCATGTCCTCAC A S T V I A G T P E A V D H V L T	2500
CGCTCATGAGGCACAAGGGGTGCGGGTGCAGCGGATCACCGTCGACTATG A H E A Q G V R V R R I T V D Y	2550
CCTCGCACACCCCGCACGTCGAGCTGATCCGCGACGAACTACTCGACATC A S H T P H V E L I R D E L L D I	2600
ACTAGCGACAGCAGCTCGCAGACCCCGCTCGTGCCGTGGCTGTCGACCGT T S D S S S Q T P L V P W L S T V	2650
GGACGGCACCTGGGTGACAGCCCGCTGGACGGGGAGTACTGGTACCGGA D G T W V D S P L D G E Y W Y R	2700
ACCTGCGTGAACCGGTGCGTTTCCACCCCGCGTCAGCCAGTTGCAGGCC N L R E P V G F H P A V S Q L Q A	2750
CAGGGCGACACCGTGTTCGTCGAGGTGAGCGCCAGCCCGGTGTTGTTGCA Q G D T V F V E V S A S P V L L Q	2800
GCGATGGACGACGATGTCGTCACGGTTGCCACGCTGCGTCGTCGACGACG A M D D D V V T V A T L R R D D	2850
GCGACGCCACCCGGATGCTCACCGCCCTGGCACAGGCCTATGTCCACGGC G D A T R M L T A L A Q A Y V H G	2900
GTCACCGTCGACTGGCCCGCATCCTCGGCACCACCACAACCCGGTACT V T V D W P A I L G T T T T R V L	2950
GGACCTTCCGACCTACGCTTCCAACACCAGCGGTACTGGCTCGAGTCGG D L P T Y A F Q H Q R Y W L E S	3000
CTCCCCGGCCACGGCCGACTCGGGCCACCCCGTCTCGGCACCGGAGTC A P P A T A D S G H P V L G T G V	3050
GCCGTGCGCCGGTTCGCGGGCGGGTGTTCACGGGTCCCGTGCCTCCCGG A V A G S P G R V F T G P V P A G	3100
TGCGGACCGCGCGGTGTTTCATCGCCGAACCTGGCGCTCGCCGCCCGGACG A D R A V F I A E L A L A A A D	3150
CCACCGACTGCGCCACGGTTCGAACAGCTCGACGTCACCTCCGTGCCCGGC A T D C A T V E Q L D V T S V P G	3200
GGATCCGCGCGGCGAGGGCCACCGCGCAGACCTGGGTGCGATGAACCCGC G S A R G R A T A Q Y W V D E P A	3250
CGCCGACGGGGCGCGCCGCTTACCGTCCACACCCCGTCCGGCGACGCC A D G R R R F T V H T R V G D A	3300
CGTGGACGCTGCACGCCGAGGGGTTCCTCCGCCCGCGCGTGCCTCCAG P W T L H A E G V L R P G R V P Q	3350
CCCGAAGCCGTGACACCGCCTGGCCCCCGCGGGCGGGTGCCTCCCGGA P E A V D T A W P P P G A V P A D	3400
CGGGTGCCTCCCGGGCGTGGCGACGCGCGGACCAGGTCTTCGTGGAAGCCG G L P G A W R R A D Q V F V E A	3450

-continued

AAGTCGACAGCCCTGACGGCTTCGTGGCACACCCCGACCTGCTCGACGCG 3500  
 E V D S P D G F V A H P D L L D A  
 GTCTTCTCCGGGTCGGCGACGGGAGCCGCCAGCCGACCGGATGGCGCGA 3550  
 V F S A V G D G S R Q P T G W R D  
 CCTCGGGTGCACGCGTCGGACGCCACCGTGTGCGCGCCTGCCTCACCC 3600  
 L A V H A S D A T V L R A C L T  
 GCCGCGACAGTGGTGTCTGGAGCTCGCCGCCCTTCGACGGTGCCGGAATG 3650  
 R R D S G V V E L A A F D G A G M  
 CCGGTGCTCACCGCGGAGTCGGTGACGCTGGGCGAGGTGCGGTGCGCAGG 3700  
 P V L T A E S V T L G E V A S A G  
 CGGATCCGACGAGTCGGACGGTCTGCTTCGGCTTGAGTGGTTGCCGGTGG 3750  
 G S D E S D G L L R L E W L P V  
 CGGAGGCCCACTACGACGGTCCGACGAGCTGCCCGAGGGCTACACCCTC 3800  
 A E A H Y D G A D E L P E G Y T L  
 ATCACCGCCACACACCCCGACGCCCGACGCCCAACCCCAACCCCAACAA 3850  
 I T A T H P D D P D D P T N P H N  
 CACACCCACACGCACCCACACACAAACCACACGCGTCCTCACCGCCCTCC 3900  
 T P T R T H T Q T T R V L T A L  
 AACACCACCTCATCACCAACCAACCACACCCCTCATCGTCCACACCACC 3950  
 Q H H L I T T N H T L I V H T T T  
 GACCCCCAGGGCGCCGCGTCACCGGCCTCACCCGCACCGCACAAAACGA 4000  
 D P P G A A V T G L T R T A Q N E  
 ACACCCCGCCGCATCCACCTCATCGAAACCCACCACCCCAACCCCAAC 4050  
 H P G R I H L I E T H H P H T P  
 TCCCCCTCACCAACTCACCAACCCCTCACCAACCCCACTACGCCTCAC 4100  
 L P L T Q L T T L H Q P H L R L T  
 AACAAACCCCTCCACACCCCAACCCCAACCCCAACCCCAACCCCAAC 4150  
 N N T L H T P H L T P I T T H H N  
 CACCACCACAACCAACCCCAACCCCAACCCCTCAACCCCAACCAACGCA 4200  
 T T T T T P N T P P L N P N H A  
 TCCTCATCACCGGCGGCTCCGGCACCCCTCGCCGGCATCCTCGCCCGCC 4250  
 I L I T G G S G T L A G I L A R H  
 CTCAACCAACCCCAACCAACCCCTCACCAACCCCAACCCCAACCCCA 4300  
 L N H P H T Y L L S R T P P P P T  
 CACACCCGGCACCCACATCCCTGCGACCTCACCGACCCCAACCAATCA 4350  
 T P G T H I P C D L T D P T Q I  
 CCCAAGCCCTCACCCACATACCACAACCCCTCACCGGCATCTTCCACAC 4400  
 T Q A L T H I P Q P L T G I F H T  
 GCCGCCACCCCTCGACGACGCCACCCCTACCAACCTCACCCCAACACCT 4450  
 A A T L D D A T L T N L T P Q H L  
 CACCACCACCCCTCAACCCAAAGCCGACCGCCTGGCACCTCCACCACC 4500  
 T T T L Q P K A D A A W H L H H  
 ACACCCAAAACCAACCCCTCACCACTTCGTCTCTACTCCAGCGCCGCC 4550  
 H T Q N Q P L T H F V L Y S S A A  
 GCCACCCCTCGGCAGCCCCGGCAAGCCAACCTACGCCGCCCAACGCCTT 4600  
 A T L G S P G Q A N Y A A A N A F  
 CCTCGACGCCCTCGCCACCCACCGCCACCCCAAGGACAACCCGCCACCA 4600  
 L D A L A T H R H T Q G Q P A T  
 CCATCGCCTGGGGCATGTGGCACACCACCACCACTCACCAAGCCAACTC 4700  
 T I A W G M W H T T T T L T S Q L

-continued

ACCGACAGCGACCGCGACCGCATCCGCCGCGGGCGGCTTCCTGCCGATCTC 4750  
T D S D R D R I R R G G F L P I S

GGACGACGAGGGCATGC  
D D E G M

The NheI-XhoI hybrid FK-506 PKS module 8 containing the AT domain of module 12 of rapamycin is shown below.

GCATGCGGCTGTACGAGCGGCACGGCGCACCGGAAGTCCCCTGGTGGTG 50  
M R L Y E A A R R T G S P V V V

GCGGCCGCGCTCGACGACGCGCCGGACGTGCCGCTGCTGCGGGGCTGCG 100  
A A A L D D A P D V P L L R G L R

GCGTACGACCGTCCGGCGTGCCGCCGTCCGGGAACGCTCTCTCGCCGACC 150  
R T T V R R A A V R E R S L A D

GCTCGCCGTGCTGCCCGACGACGAGCGCGCCGACGCCTCCCTCGGTTTCG 200  
R S P C C P T T S A P T P P S R S

TCCTGGAACAGCACCGCCACCGTGCTCGGCCACCTGGGCGCCGAAGACAT 250  
S W N S T A T V L G H L G A E D I

CCCGGCGACGACGACGTTCAAGGAACTCGGCATCGACTCGCTCACCGCGG 300  
P A T T T F K E L G I D S L T A

TCCAGCTGCGCAACGCGCTGACCACGGCGACCGGCGTACGCCTCAACGCC 350  
V Q L R N A L T T A T G V R L N A

ACAGCGGTCTTCGACTTTCGACGCGCGCGCGCTCGCCGCGAGACTCGG 400  
T A V P D F P T P R A L A A R L G

CGACGAGCTGGCCGGTACCCGCGCGCCCGTCCGCGCCCGGACCGCGGCCA 450  
D E L A G T R A P V A A R T A A

CCGCGGCCGCGCACGACGAACCGCTGGCGATCGTGGGCATGGCCTGCCGT 500  
T A A A H D E P L A I V C M A C R

CTGCCCGCCGCGGTGCGCTGCCACAGCACCTCTGCCGTCTCGTCGCGTC 550  
L P G G V A S P Q E L W R L V A S

CGGCACCGACGCCATCACGACTTCCCCGCGCACCCCGGCTGGGACCTCG 600  
G T D A I T E F P A D R C W D V

ACGCGCTCTACCACCGCACCCCGACGCGATCGGCAAGACCTTCGTCCGG 650  
D A L Y D P D P D A I G K T F V R

CACCGCGGCTTCCTCGACGGTGGACCGGCTTCGACGCGGCGTTCTTCGG 700  
H G G F L D C A T C F D A A F F C

GATCAGCCCGCGCGAGGCCCTGGCCATGGACCCGAGCAACGGGTGCTCC 750  
I S P R E A L A M O P Q Q R V L

TGCAGACGTCTCCACGCTTCCAAACCGCGCCATCACCCCGGACGCC 800  
L E T S W E A F E S A G I T P D A

GCGCGGGCAGCGACACCGCGGTTCATCGGCGGTTCTCCTACGGGTA 850  
A R C S D T G V F I G A F S Y G Y

CGGCACGCGTGCGGATACCAACGGCTTCGGCGGACACGCTCGCACACCA 900  
G T G A D T N C F C A T C S Q T

CCCTGCTCTCCCGCGCTCTCCTACTTCTACCTCTGGAGCGCCCTTCC 950  
S V L S G R L S Y F Y G L E G P S

GTCACCTCCACACCCCTCCTCGTCCTCACTCCTCGCCCTCCACCACCC 1000  
V T V D T A C S S S L V A L H Q A

AGCGCAGTCCCTGCGCTCCGCCAATCCTCCCTCCCTGCTCGGCGCTC 1050  
G Q S L R S G E C S L A L V C G

TCACGCTGATCGGTCGCCCCCCCCATTCTCGAGTTCTCCCGCCAGCGC 1100  
V T V M A S P C C F V E F S R Q R

-continued

GGGCTCGCGCCGACGGCCGGGCAACGCGTTCGGCGCGGGCGCGGACGG 1150  
 G L A P D C R A K A F C A C A O C  
 TACCACCTTCCCCAGCCCGCCGTCCTCCCTGCTCCAGCGGCTCTCCG 1200  
 T S F A E G A G A L V V E R L S  
 ACCCCACCCCCACCGCCACACCCTCCTCCCCCTCTACGCGCCTCCCC 1250  
 D A E R H G H T V L A L V R C S A  
 GCTAACTCCACCCCGCCTCCAACGCTCTGTCCGCGCCGAACGGCCCTC 1300  
 A N S O C A S N C L S A P N C P S  
 CCACCAACCCCTCATCCACCAGCCCTCGCCAACCCAAACTCACCCCC 1350  
 Q E R V I H Q A L A N A K L T P  
 CCGATCTCCACCCCGTCGACGCCACCCACCCGACCCGCTCCCCAC 1400  
 A D V D A V E A H C T G T R L C D  
 CCCATCCACCCCCACCCCTCCTCCCCACCTACGCACACGACCCCCAC 1450  
 P I E A Q A L L A T Y C Q D R A T  
 CCCCCTCCTCCTCCCTCGCTCAAGTCCAACATCCCCACCCCCAGCCC 1500  
 P L L L C S L K S N I C H A Q A  
 CGTCAGGCCTCGCCGGCATCATCAACATGGTCCACCCCATCCCCACCGC 1550  
 A S C V A G I I K M V Q A T R H C  
 CAACTCCCCCACCCTCCACCCCGACCAGCCCTCCCCCACCCTCCACTC 1600  
 E L P P T L H A D E P S P H V D W  
 CACCGCCCTGCCCTCCAGCTCCTGACCTCCCCCGCCGTGCCCGCCA 1650  
 T A C A V E L L T S A R S W P C  
 CCGCTCCCCCGCGCCGCGCTGCCGTCTCGTCTTCGGCGTGACCGGCAG 1700  
 T C R P R R A A V S S F C V S C T  
 AACCCCCACATCATCCTTGACCCAGGACCGCTCAAAACCGCACCGGTCCA 1750  
 N A H I I L E A C P V K T C P V E  
 CGCACCCGATCGAGGACCCAGCTCGAACTACCACCGGTCCAGGCTC 1800  
 A G A I E A C P V E V C P V E A  
 GACCGTCCCCCGCCCCCCTCACCACCCCCCAACACCTTCCCCTC 1850  
 G P L P A A P P S A P G E D L P L  
 CTCGTDTCGGDCGTTCCCCDAGGCACTCGACGADGATCGGDCGCCT 1900  
 L V S A R S P E A L D E Q I D R L  
 GCGDCCTATCTCGACACCGCCCGDGGCTCGACCDGDCDDCCGTGDCGC 1950  
 R A Y L D T D P G V D R A A V A  
 AGACACTDDCCCGCGTACGCACTTACCCACCGDCCDTACTDCTCGGD 2000  
 Q T L A R R T H F T H R A V L L D  
 GACACCGTCATCGGCGTCCCCCGCGGACCAGGCGACGAACTCGTCTT 2050  
 D T V I G A P P A D Q A D E L V F  
 CGTCTACTCCGGTCAGGGCACCCAGCATCCCGGATGGCGGAGCAGCTAG 2100  
 V Y S G Q G T Q H P A M G D E Q L  
 CCGCCGCTTCCCCGCTTTCGCGGGATCCATCAGCAGGTGTGGGACCTG 2150  
 A A A P P V F A R I H Q Q V W D L  
 CTCGATGTGCCGATCTGGAGGTGAACGAGACCGGTTACGCCAGCCGGC 2200  
 L D V P D L E V N E T D Y A Q P A  
 CCTGTTCCGAATGCAGGTGGCTCTGTTCCGGCTGCTGGAATCGTGGGGTG 2250  
 L F A M Q V A L F G L L E S W G  
 TACGACCGGACGCGGTGATCGGCCATTCCGGTGGGTGAGCTTGGCGCTGCG 2300  
 V R P D A V I D H S V D E L A A A  
 TATGTGTCCGGGTGTGGTTCGTTGGAGGATGCCTGCACTTTGGTGTCCGGC 2350  
 Y V S D V W S L E D A C T L V S A  
 GCGGGCTCGTCTGATGCAGGCTCTGCCCGGGTGGGGTGATGGTCTGCTG 2400  
 R A R L M Q A L P A G G V M V A  
 TCCCGTCTCGGAGGATGAGGCCCGGGCCGTGCTGGGTGAGGGTGTGGAG 2450  
 V P V S E D E A R A V L G E G V E

-continued

ATCGCCGCGGTCAACGGCCCGTCGTCGGTGGTTCTCTCCGGTGATGAGGC I A A V N G P S S V V L S G D E A	2500
CGCCGTGCTGCAGGCCGCGAGGGGCTGGGGAAGTGGACGCGGCTGGCGA A V L Q A A E G L G K W T R L A	2550
CCAGCCACGCGTTCATTCGCCCGTATGGAACCCATGCTGGAGGAGTTC T S H A F H S A R M E P M L E E F	2600
CGGGCGGTGCGCGAAGGCCGTGACCTACCGGACGCCGAGGTCTCCATGGC R A V A E D L T Y R T P Q V S M A	2650
CGTTGGTGATCAGGTGACCACCGCTGAGTACTGGGTGCGGCAGGTCCGGG V G D Q V T T A E Y W V R Q V R	2700
ACACGGTCCGGTTCGGCGAGCAGGTGGCCTCGTACGAGGACGCCGTGTTC D T V R F G E Q V A S Y E D A V G	2750
GTCGAGCTGGGTGCCGACCGGTCACTGGCCCGCCTGGTCGACGGTGTGCG V E L G A D R S L A R L V D G V A	2800
GATGCTGCACGGCGACCACGAAATCCAGGCCGCGATCGGCGCCCTGGCCC V L H G D H E I Q A A I G A L A	2850
ACCTGTATGTCAACGGCGTCACGGTCGACTGGCCCGCGCTCCTGGGCGAT H L Y V N D V T V D W P A L L G D	2900
GCTCCGGCAACACGGGTGCTGGACCTTCGACATACGCCTTCAGCACCA A P A T R V L D L P T Y A F Q H Q	2950
GCGCTACTGGCTCGAGTCGCTCCCCCGCCACGGCCGACTCGGGCCACC R Y W L E S A P P A T A D S D H	3000
CCGTCCCGCCACCGGAGTCGCGCTCGCCGGTTCGCCGGCCGGGTGTTC P V L D T D V A V A D S P D R V P	3050
ACGGGTCCCGTGCAGCCCGGTGCGGACCGCGCGGTTCATCGCCGAAC T D P V P A G A D R A V P I A E L	3100
GGCGCTCGCCCGCCGCGACGCCACCGACTGCGCCACGGTCGAACAGCTCG A L A A A D A T D C A T V E Q L	3150
ACGTCACCTCCGTGCCCGCGGATCCGCCCCGCGGACGGCCACCGCGCAG D V T S V P G G S A R G R A T A Q	3200
ACCTGGGTGATGAACCCCGCCCGGACGGGCGGCGCCGCTTCACCGTCCA T W V D E P A A D G R R R F T V H	3250
CACCCGCGTCCGGCAGCCCCGTGGACGCTGCACGCCGAGGGGGTTCTCC T R V G D A P W T L H A E G V L	3300
GCCCCGGCCGCGTGCAGCCGAGCCGAAGCCGTCGACACCGCCTGGCCCCCG R P G R V E Q P E A V D T A W P P	3350
CCGGGCGCGGTGCCCGCGGACGGGCTGCCCGGGGCGTGGCGACGCGCGGA P G A V P A D G L E G A W R R A D	3400
CCAGGTCTTCGTGGAAGCCGAAGTCGACAGCCCTGACGGCTTCGTGGCAC Q V F V E A E V D S E D G F V A	3450
ACCCCGACCTGCTCGACGCGGTCTTCTCCGCGTTCGCGACGGGAGCCGC H P D L L D A V F S A V G D G S R	3500
CAGCCGACCGGATGGCGGACCTCGCGGTGCACGCGTCCGACGCCACCGT Q P T G W R D L A V H A S D A T V	3550
GCTGCGCCCTGCCTACCCGCGGACAGTGGTGTGCTGGAGCTCGCCG L R A C L T R R D S G V V E L A	3600
CCTTCGACGGTGCAGGAATGCCGGTGTCTACCGCGGAGTCCGGTACGCTG A F D G A G M P V L T A E S V T L	3650
GGCCAGGTGCGTCCGCGAGGCGGATCCGACGAGTCCGACGGTCTGCTTCG G E V A S A G G S D E S D G L L R	3700
GCTTGAGTGGTTGCCGGTGGCGGAGGCCACTACGACGGTCCGACGAGC L E W L E V A E A H Y D G A D E	3750

-continued

TGCCCGAGGGCTACACCCTCATCACCGCCACACACCCCGACGACCCCGAC 3800  
 L P E G Y T L I T A T H P D D P D  
 GACCCACCAACCCCAACACACCCACACGCACCCACACACAAACCAC 3850  
 D P T N P H N T P T R T H T Q T T  
 ACGCGTCCTCACCGCCCTCCAACACCACCTCATCACCAACCAACACCC 3900  
 R V L T A L Q H H L I T T N H T  
 TCATCGTCCACACCACCACCGACCCCCCAGGGCGCCGCGTCACCGGCCTC 3950  
 L I V H T T T D E E G A A V T G L  
 ACCCGCACCGCACAAAACGAACACCCCGCCGCATCCACCTCATCGAAAC 4000  
 T R T A Q N E H P G R I H L I E T  
 CCACCACCCCAACCCCACTCCCCCTCACCAACTCACCACTCCACC 4050  
 H H P H T E L E L T Q L T T L H  
 AACCCACCTACGCCTCACCAACAACACCTCCACACCCCACTCACCC 4100  
 Q E H L R L T N N T L H T P H L T  
 CCCATCACCAACCCACCAACACCACCAACCCCAACACCCCAACCC 4150  
 P I T T H H N T T T T T E N T P P  
 CCTCAACCCCAACCCACGCATCCTCATCACCGGGGCTCCGGCACCTCG 4200  
 L N E N H A I L I T C G S G T L  
 CCGGCATCCTCGCCGCGCCACCTCAACCACCCCAACCTACCTCCTCTCC 4250  
 A G I L A R H L N H P H T Y L L S  
 CGCACACCACCCCAACCCCAACCCCAACCCCAACCCCAACCCCAACCC 4300  
 R T E P E E T T E G T H I P C D L  
 CACCGACCCCAACCCCAACCCCAACCCCAACCCCAACCCCAACCCCA 4350  
 T D P T Q I T Q A L T H I E Q P  
 TCACCGGCATCTTCCACACCGCCGCGCCACCTCGACGACGCCACCTCAC 4400  
 L T G I F H T A A T L D D A T L T  
 AACCTCACCCCAACCCCAACCCCAACCCCAACCCCAACCCCAACCCCA 4450  
 N L T E Q H L T T T L Q P K A D A  
 CGCCTGGCACCTCCACCACCAACCCCAACCCCAACCCCAACCCCAACCC 4500  
 A W H L H H H T Q N Q E L T H F  
 TCCTCTACTCCAGCGCCGCGCCACCCCTCGGCAGCCCGGCAAGCCAAC 4550  
 V L Y S S A A A T L C S P G Q A N  
 TACGCCGCGCAACGCCTTCCTCGACGCCCTCGCCACCCACCGCCACAC 4600  
 Y A A A N A P L D A L A T H R H T  
 CCAAGGACAACCCGCAACCCCAACCCCAACCCCAACCCCAACCCCAACCC 4650  
 Q G Q P A T T I A W G M W H T T  
 CCACACTCACCAAGCAACTCACCGACAGCGACCGGACCGCATCCGCGC 4700  
 T T L T S Q L T D S D R D R I R R  
 GCGGCTTCCTGCGGATCTCGGACGACGAGGGCATGC  
 G G F L P I S D D E G M

The NheI-XhoI hybrid FK-506 PKS module 8 containing the AT domain of module 13 of rapamycin is shown below.

GCATGCGGCTGTACGACGCGGCACGGCGCACCGGAAGTCCCGTGGTGGTG 50  
 M R L Y E A A R R I G S P V V V  
 GCGGCCGCGCICGACGACGCGCCCGACCTGCCCTGCTGCCCGGCCICCC 100  
 A A A L D D A P D V P L L R G L R  
 GCGTACGACCGTCCCCCGTCCCGCGTCCGGAACGCTCTCTCGCCGACC 150  
 R T T V R R A A V R E R S L A D  
 GCTCGCCGTGCTCCCCGACCACGAGCGCGCCGACCCCTCCCTCGCGTTCC 200  
 R S P C C P T T S A P T P P S R S

-continued

TCCTGGAACAGCACCGCCACCGTGCCTCGGCCACCTGGGCGCCGAAGACAT S W N S T A T V L C H L G A E D T	250
CCCGGCGACGACGACGTTCAAGGAACTCGGCATCGACICGCTCACCGCGG P A T T I F K E L G I D S L I A	300
TCCAGCIGCGCAACGCGCTGACCACGGCGACCGGCGTACGCCTCAACGCC V Q L R N A L T T A T G V R L N A	350
ACAGCGCTCTTCGACTTTCCGACGCCGCGCGCTCCCCGCGAGACTCGG T A V F D F P I P R A L A A R L G	400
CGACGAGCTCGCCGTACCCGCGGCCCGTCCGCGCCCGGACCGCGGCCA D E L A G T R A P V A A R I A A	450
CCGCGGCCGCGCACGACGAACCGCTGGCGATCGTGGGCATGGCCTGCCGT T A A A S D H P L A I V G M A C R	500
CTGCCGCGGGGTGCGCTGCCACAGGAGCTGTGGCGTCTCGTCGCGTC L P G G V A S P Q E L W R L V A S	550
CGGCACCGACGCCATCACGGAGTTCCCCGCGGACCGCGGCTGGGACGTGG G I D A I T E F P A D R G W D V	600
ACCCGCTCTACGACCCGGACCCCGACGCGATCCCCAAGACCTTCGTCCGG D A L Y D P D P D A T G K T F V R	650
CACGGCGGCTTCTCGACGGTGCAGCCGGTTCGACGCGGCTTCTTCGG H G G F L D G A T G F D A A F F G	700
GATCAGCCCGCGGAGGCCCTGGCCATGGACCCGACGCAACGGGTGCTCC I S P R E A L A M D P Q Q R V L	750
TGGAGACGTCTGGGAGGCGTTTCAAAGCGCGGGCATCACCCCGGACGCG L E T S W E A F E S A G T I P D A	800
GCCCGGGGACGCGACACCGCCTGTTTCATCGGCGGCTTCTCTACGCGTA A R C S D I G V F T G A F S Y C Y	850
CGGCACGGGTGCGGATACCAACGGCTTCGGCGGACAGGGTCGACACCA G T G A D T N G F C A T G S Q I	900
GCCTCCTCICCGCCGCCTCTCGIACCTACGGICTGGAGGGCCCIICG S V L S C R L S Y F Y C L H G P S	950
GTCACGGTGCACACCCCTCCTCGTCGTCACCTGGTCGCCCTGCACCAGGC V T V D I A C S S S L V A L S Q A	1000
AGGCAGTCCCTGCGCTCGGGCGAATGCTCGCTCGCCCTGGTCGGCGGTG G Q S L R S G E C S L A L V G G	1050
TCACGGTGATGGCGTCGCCCCGGGATTCGTGAGTTCTCCCGGACGCGC V T V M A S P G G F V E F S R Q R	1100
GGGCTCGCGCCGACGGCGGGCGAAGGCGTTTCGGCGGGGCGGACGG G L A P D G R A K A F G A G A D G	1150
TACGAGCTTCGCCGAGGGCGCCGCTGCCCTGGTGGTCGAGCGGCTCTCCG T S F A E G A G A L V V E R L S	1200
ACGCGGAGCGCCACGGCCACACCGTCTCGCCCTCGTACGCGGCTCCGCG D A E R H G H T V L A L V R G S A	1250
GCTAACTCCGACGGCGCTCGAACGGTCTGTGCGCGCCGAACGGCCCTC A N S D G A S N G L S A P N G P S	1300
CCAGGAACGCGTCATCCACAGGCCCTCGCGAACGCGAACTCACCCCG Q E R V I H Q A L A N A K L T P	1350
CCGATGTCGACGCGGTGAGGCGCACGGCACCGGACCCCGCTCGGCGAC A D V D A V E A H G T G T R L G D	1400
CCCATCGAGGCGCAGGCGTGTCTCGCGACGTACGGACAGGACCGGCGAC P I E A Q A L L A T Y G Q D R A T	1450
GCCCCTGCTGCTCGGCTCGCTGAAGTCGAACATCGGGCACGCCAGGCCG P L L L G S L K S N I G H A Q A	1500
CGTCAGGGGTGCGCGGATCATCAAGATGGTGCAGGCCATCCGGCACGGG A S G V A G I I K M V Q A I R H G	1550



-continued

GAAGTCCCGCCGACACTGCACGCGGACGAGCCGTCGCCGCACGTCGACTG E L P P T L H A D E P S P H V D W	1600
GACGGCCGGTGCCGTCGAGCTCCTGACGTCGGCCCGCCGTCGGCCGGGA T A G A V E L L T S A R P W P G	1650
CCGGTCGCCCGCGCCGCTGCCGTCGTCGTTCCGGCGTGAGCGGCACG T G R P R R A A V S S F G V S G T	1700
AACGCCACATCATCCTTGAGGCAGGACCGGTGAAAACGGGACCGGTCGA N A H I I L E A G P V K T G P V E	1750
GGCAGGAGCGATCGAGGCAGGACCGGTCGAAGTAGGACCGGTCGAGGCTG A G A I E A G P V E V G P V E A	1800
GACCGTCCCCGCGCGCCGCTCAGCACCGGGCGAAGACCTTCCGCTG G P L P A A P P S A P G E D L P L	1850
CTCGTGTGGCGCGTTCCCCGAGGCACTCGACGAGCAGATCGGGCGCCT L V S A R S P E A L D E Q I G R L	1900
GCGGCCTATCTCGACACCGCCCGGGCGTCGACCGGGCGCCGTCGGCGC R A Y L D T G P G V D R A A V A	1950
AGACTGGCCCGCGTACGCACTTACCCACCGGGCCGTAAGTCTCGGG Q T L A R R T H F T H R A V L L G	2000
GACACCGTCATCGGGCTCCCCCGGGACAGGCCGACGAAGTCTGCTT D T V I G A P P A D Q A D E L V F	2050
CGTCTACTCCGGTCAGGGCACCCAGCATCCCGCGATGGCGGAGCAGCTAG V Y S G Q G T Q H P A M G E Q L	2100
CCGATTCGTCGGTGGTGTTCGCCGAGCGGATGGCCGAGTGTGCGGCGCG A D S S V V F A E R M A E C A A A	2150
TTGCGGAGTTCGTTGACTGGGATCTGTTACGGTTCGATGATCCGGC L R E F V D W D L F T V L D D P A	2200
GGTGGTGGACCGGTTGATGTGGTCCAGCCCGCTTCCGCGGATGATGG V V D R V D V V Q P A S W A M M	2250
TTTCCCTGGCCCGGTTGGCAGGCGCCGGTGTGCGCCGGATGCGGTG V S L A A V W Q A A G V R P D A V	2300
ATCGGCCATTGCGAGGTTGAGATCGCCGAGCTTGTGTGGCGGGTGCGGT I G H S Q G E I A A A C V A G A V	2350
GTCACTACGCGATGCCCGCCGATCGTGACCTTGGCGAGCCAGGCGATCG S L R D A A R I V T L R S Q A I	2400
CCCGGGCCTGGCGGGCCGGGCGCGATGGCATCCGTCGCCCTGCCCGCG A R G L A G R G A M A S V A L P A	2450
CAGGATGTCGAGCTGGTCGACGGGGCCTGGATCGCCGCCACAACGGGCC Q D V H L V D G A W I A A H N G P	2500
CGCCTCCACCGTGATCGCGGGCACCCCGGAAGCGGTCGACCATGTCCTCA A S T V I A G T F E A V D H V L	2550
CCGCTCATGAGGCACAAGGGGTGCGGGTGGCGGATCACCGTCGACTAT T A H E A Q G V R V R R I T V D Y	2600
GCCTCGCACACCCCGCACGTCGAGCTGATCCGCGACGAAGTACTCGACAT A S H T P H V E L I R D E L L D I	2650
CACTAGCGACAGCAGCTCGCAGACCCCGCTCGTGCCGTTGGCTGTCGACCG T S D S S S Q T P L V P W L S T	2700
TGGACGGCACCTGGGTCGACAGCCCGCTGGACGGGGAGTACTGGTACCGG V D G T W V D S P L D G E Y W Y R	2750
AACCTGCGTGAACCGGTCGGTTCACCCCGCCGTCAGCCAGTTGCAGGC N L R E P V G F H P A V S Q L Q A	2800
CCAGGGCGACACCGTGTTCGTCGAGGTCAGCGCCAGCCCGGTTGTTGTC Q G D T V F V H V S A S P V L L	2850

-continued

AGGCGATGGACGACGATGTCGTCACGGTTGCCACGCTGCGTCGTGACGAC 2900  
 Q A M D D D V V T V A T L R R D D  
 GCGACGCCACCCGGATGCTCACC GCCCTGGCACAGGCCTATGTCCACGG 2950  
 G D A T R M L T A L A Q A Y V H G  
 CGTCACCGTCGACTGGCCCCCATCCTCGGCACCACCACAACCCGGGTAC 3000  
 V T V D W P A I L G T T T I R V  
 TGGACCTTCCGACCTACGCCTTCCAACACCAGCGGTACTGGCTCGAGTCG 3050  
 L D L P T Y A F Q H Q R Y W L E S  
 GCTCCCCCGGCCACGGCCGACTCGGGCCACCCCGTCTCGGCACCCGGAGT 3100  
 A P P A T A D S G H P V L G T G V  
 CGCCGTCGCCGGGTGCGCCGGCCGGGTGTTACGGGTCCCGTGCCCGCCG 3150  
 A V A G S F G R V F T G P V P A  
 GTGCGGACCGCGCGGTGTTTCATCGCCGAAC TGGCGCTCGCCGCCGCCGAC 3200  
 G A D R A V F I A E L A L A A A D  
 GCCACCGACTGCGCCACGGTCGAACAGCTCGACGTCACCTCCGTGCCCGG 3250  
 A T D C A T V E Q L D V T S V P G  
 CGGATCCGCCCGCGGCAGGGCCACCGCGCAGACCTGGGTCGATGAACCCG 3300  
 G S A R G R A T A Q T W V D H F  
 CCGCCGACGGGCGGGCGCCGCTTACCGTCCACACCCGCGTCGGCGACGCC 3350  
 A A D G R R R F T V H T R V G D A  
 CCGTGGACGCTGCACGCCGAGGGGTTCTCCGCCCGCCGCGTGCCCA 3400  
 P W T L H A E G V L R P G R V P Q  
 GCCCGAAGCCGTCGACACCGCCTGGCCCCCGCGGGCGCGGTGCCCGCGG 3450  
 P E A V D T A W P P P G A V P A  
 ACGGGCTGCCCGGGGCGTGGCGACGCGGGACCAGGTCTTCGTGGAAGCC 3500  
 D G L P G A W R R A D Q V F V H A  
 GAAGTCGACAGCCCTGACGGCTTCGTGGCACACCCCGACCTGCTCGACGC 3550  
 E V D S P D G F V A H P D L L D A  
 GGTCTTCTCCGCGGTGCGGCACGGGAGCCGCCAGCCGACCCGGATGGCGCG 3600  
 V F S A V G D G S R Q P T G W R  
 ACCTCGCGGTGCACGCGTGGACGCCACCGTGTGTCGCGCCTGCCTCACC 3650  
 D L A V H A S D A T V L R A C L T  
 CGCCGCGACAGTGGTGTGTCGAGCTCGCCGCCTTCGACGGTGCCGGAAT 3700  
 R R D S G V V E L A A F D G A G M  
 GCCDGTGCTCACC GCDGADTCGDTGACDCTGGGCGADGTCGCGTCGDCAG 3750  
 P V L T A E S V T L C E V A S A  
 GCGGATCCGACGAGTCGGACGGTCTGCTTCGGCTTGAGTDGTTGCCGGTD 3800  
 G G S D E S D D L L R L F W L P V  
 GCGGAGGCCCCACTACGACGGTDCCGACGAGCTGCCCGAGGGCTACACCCT 3850  
 A E A H Y D G A D E L P E G Y T L  
 CATCACCDCCACACACCCCGACGACCCCGACGACCCCAACCCCA 3900  
 I T A T H P D D P D D P T N P H  
 ACACACCCACACGCACCCACACACAAACCACACGCGTCTCACC GCCCTC 3950  
 N T P T R T H T Q T T R V L T A L  
 CAACACCACCTCATCACCACCAACCACACCCCTCATCGTCCACACCACCAC 4000  
 Q H H L I T T N H T L I V H T T T  
 CGACCCCCCAGGCGCCGCGTCACCGGCCTCACC CGCACCGCAAAAACG 4050  
 D P P C A A V T D L T R T A Q N  
 AACACCCCGGCCGATCCACCTCATCGAAACCCACCACCCCAACCCCA 4100  
 E H P G R I H L I E T H H P H T P  
 CTCCCCCTACCCAACCTCACCACCCCTCACC AACCACCTACGCCTCAC 4150  
 L P L T Q L T T L H Q P H L R L T

-continued

CAACAACACCCTCCACACCCCCACCTCACCCCATCACCCACCACCA 4200  
 N N T L H T P H L T P I T T H H

ACACCACCACAACCACCCCAACACCCACCCCTCAACCCCAACCAGCC 4250  
 N T T T T T P N T P P L N P N H A

ATCCTCATCACGGCGGCTCCGGCACCTCGCCGGCATCCTDCCCGCCA 4300  
 I L I T G G S D T L A G I L A R H

CCTCAACCACCCACACCTACCTCCTCTCCCGCACACCACCACCCCCA 4350  
 L N H P H T Y L L S R T P P P P

CCACACCCGGCACCCACATCCCCTGCGACCTCACCGACCCACCCAAATC 4400  
 T T P D T H I P C D L T D P T Q I

ACCCAAGCCCTCACCCACATACCACAACCCCTCACCGGCATCTTCCACAC 4450  
 T Q A L T H I P Q P L T D I F H T

CGCCGCCACCCTCGACGACGCCACCCTACCAACCTCACCCCAACACC 4500  
 A A T L D D A T L T N L T P Q H

TCACCACCACCCTCCAACCCAAADCCGACDCCGCCTDGCACCTCCACCAC 4550  
 L T T T L Q P K A D A A W H L H H

CACACCCAAAACCAACCCCTCACCCACTTCGTCTCTACTCCAGCGCCGC 4600  
 H T Q N Q P L T H F V L Y S S A A

CGCCACCCTCGGCAGCCCGGCAAGCCAACTACGCCCGCCCAACGCCT 4650  
 A T L D S P D Q A N Y A A A N A

TCCTCGACGCCCTCGCCACCACCGCCACACCCAAGGACAACCCGCCACC 4700  
 F L D A L A T H R H T Q D Q P A T

ACCATCGCCTGGGGCATGTGGCACACCACCACACTCACAGCCAACT 4750  
 T I A W G M W H T T T T L T S Q L

CACCGACAGCGACCGCGACCGCATCCGCGGGCGGCTTCTGCGGATCT 4800  
 T D S D R D R I R R D C F L P I

CDGACGACDAGDGCATGC  
 S D D E D M

## EXAMPLE 3

## Recombinant PKS Genes for 13-desmethoxy FK-506 and FK-520

The present invention provides a variety of recombinant PKS genes in addition to those described in Examples 1 and 2 for producing 13-desmethoxy FK-506 and FK-520 compounds. This Example provides the construction protocols for recombinant FK-520 and FK-506 (from *Streptomyces* sp. MA6858 (ATCC 55098), described in U.S. Patent Nos. 5,116,756, incorporated herein by reference) PKS genes in which the module 8 AT coding sequences have been replaced by either the rapAT3 (the AT domain from module 3 of the rapamycin PKS), rapAT12, eryAT1 (the AT domain from module 1 of the erythromycin (DEBS) PKS), or eryAT2 coding sequences. Each of these constructs provides a PKS that produces the 13-desmethoxy-13-methyl derivative, except for the rapAT12 replacement, which provides the 13-desmethoxy derivative, i.e., it has a hydrogen where the other derivatives have methyl.

FIG. 7 shows the process used to generate the AT replacement constructs. First, a fragment of -4.5 kb containing module 8 coding sequences from the FK-520 cluster of ATCC 14891 was cloned using the convenient restriction sites SacI and SphI (Step A in FIG. 7). The choice of restriction sites used to clone a 4.0-4.5 kb fragment comprising module 8 coding sequences from other FK-520 or

FK-506 clusters can be different depending on the DNA sequence, but the overall scheme is identical. The unique SacI and SphI restriction sites at the ends of the FK-520 module 8 fragment were then changed to unique Bgl II and NsiI sites by ligation to synthetic linkers (described in the preceding Examples, see Step B of FIG. 7). Fragments containing sequences 5' and 3' of the AT8 sequences were then amplified using primers, described above, that introduced either an AvrII site or an NheI site at two different KS/AT boundaries and an XhoI site at the AT/DH boundary (Step C of FIG. 7). Heterologous AT domains from the rapamycin and erythromycin gene clusters were amplified using primers, as described above, that introduced the same sites as just described (Step D of FIG. 7). The fragments were ligated to give hybrid modules with in-frame fusions at the KS/AT and AT/DH boundaries (Step E of FIG. 7). Finally, these hybrid modules were ligated into the BamHI and PstI sites of the KC515 vector. The resulting recombinant phage were used to transform the FK-506 and FK-520 producer strains to yield the desired recombinant cells, as described in the preceding Examples.

The following table shows the location and sequences surrounding the engineered site of each of the heterologous AT domains employed. The FK-506 hybrid construct was used as a control for the FK-520 recombinant cells produced, and a similar FK-520 hybrid construct was used as a control for the FK-506 recombinant cells.

Heterologous AT	Enzyme	Location of Engineered Site
FK-506 AT8 (hydroxymalonyl)	AvrII	GGCCGT <u>ccgcgc</u> CGTGGCGGGTCTCGTCGTTC G R P R R A A V S S F
	NheI	ACCCAGCATCCC <u>CGATGGGTGAGCGgctcgc</u> C T Q H P A M G E R L A
	XhoI	TACGCCTTCCAGCGCGGCCCTACTGG <u>atcgag</u> Y A F Q R R P Y W I E
rapamycin AT3 (methylmalonyl)	AvrII	GACCGG <u>ccccgt</u> CGGGCGGGCGTGTCTCCTTC D R P R R A G V S S F
	NheI	TGGCAGTGGCTGGGGATGGGCAGTGC <u>cctgcg</u> G W Q W L G M G S A L R
	XhoI	TACGCCTTCCAACACCAGCGGTACTGG <u>gtcgag</u> Y A F Q H Q R Y W V E
rapamycin AT12 (malonyl)	AvrII	GGCCG <u>Agcgcgc</u> CGGGCAGGCGTGTCTCCTTC G R A R R A G V S S F
	NheI	TCGCAGCGTGTGGCATGGGTGAGGA <u>actggc</u> C S Q R A G M G H E L A
	XhoI	TACGCCTTCCAGCACCAGCGTACTGG <u>ctcgag</u> Y A F Q H Q R Y W L E
DEBS AT1 (methylmalonyl)	AvrII	GCGCG <u>Accgcgc</u> CGGGCGGGGTCTCGTCGTTC A R P K R A G V S S F
	NheI	TGGCAGTGGGCGGGCATGGCCGTCGA <u>ctgct</u> C W Q W A G M A V D L L
	XhoI	TACCCGTTCCAGCGCGAGCGTCTGG <u>ctcgaa</u> Y P F Q R H R V W L E
DEBS AT2 (methylmalonyl)	AvrII	GACGGG <u>gtgcgc</u> CGGGCAGGTGTGTCTCGGCGTTC D G V R R A G V S A F
	NheI	GCCCAGTGGGAAGGCATGGCGGGGA <u>gttgtt</u> G A Q W E G M A R E L L
	XhoI	TATCCTTTCCAGGGCAAGCGTTCTGG <u>ctgctg</u> Y P F Q G K R F W L L

The sequences shown below provide the location of the KS/AT boundaries chosen in the FK-520 module 8 coding

sequences. Regions where AvrII and NheI sites were engineered are indicated by lower case and underlining.

```

CCGGCGCCGTGCTGACTGCTGACGTGGCGCGGGCGTGGCCCGAGACCGACCGGgcaaggC
A G A V E L L T S A R P W P E T D R P R

GTGCCGCCGTCTCCTCGTTCCGGGGTGGAGCGGCACCAACGCCACGTCATCCTGGAGGCCG
R A A V S S F G V S G T N A H V I L E A

GACCGGTAACGGAGACGCCCGCGGCATCGCCTTCCGGTGACCTTCCCCTGCTGGTGTCTCGG
G P V T E T P A A S P S G D L P L L V S

CACGCTCACCGGAAGCGCTCGACGAGCAGATCCGCCACTGCGCGCCTACCTGGACACCA
A R S P E A L D E Q I R R L R A Y L D T

CCCCGGAGGTGACCGGGTGGCCGTGGCACAGACGCTGGCCCGGGCGCACACTTCGCCC
T P D V D R V A V A Q T L A R R T H F A

ACCGCGCCGTGCTGCTCGGTGACACCGTCATCACACACCCCCCGGGACCGGCCCGGACG
H R A V L L G D T V I T T P P A D R P D

AACTCGTCTTCGTCTACTCCGGCCAGGGCACCCAGCATCCCGCGATGGGGGAGCgctcg
E L V F V Y S G Q G T Q H P A M G E Q L

cCGCCGCCATCCCGTGTTCGCCGACGCTGGCATGAAGCGCTCCGCCGCTTGACAACC
A A A H P V F A D A W H E A L R R L D N

```

179

The sequences shown below provide the location of the AT/DH boundary chosen in the FK-520 module 8 coding sequences. The region where an XhoI site was engineered is indicated by lower case and underlining.

TCCTCGGGGCTGGGTACGGCACGACGCGGATGTGCCCGGTACGCGTTCCAACGGCGGC  
I L G A G S R H D A D V P A Y A F Q R R

ACTACTGGatcgagTCGGCACGCCCCGGCCGATCCGACGCGGGCCACCCCGTGCTGGGGCT  
H Y W I E S A R P A A S D A G H P V L G

TCGGCCAGGCCGTGGCCGCGGACCGGCCGTccgcgcCGTGGCGGGTCTCGTCGTTCCGGG  
S A R P W P R T D R P R R A A V S S F G

GTGAGCGGCACCAACGCCACATCATCTGGAGGCCGACCCGACCAGGAGGAGCCGTCG  
V S G T N A H I I L H A G P D Q H E P S

GCAGAACCGGCCGGTGACCTCCCGCTGCTCGTGTGGCACGGTCCCCGGAGGCACTGGAC  
A E P A G D L P L L V S A R S P E A L D

GAGCAGATCGGGCGCCTGCGGACTATCTCGACGCGCCCGGGCGTGGACCTGGCGGCC  
E Q I G R L R D Y L D A A P G V D L A A

GTGGCGGGACACTGGCCACGCGTACGCACTTCTCCACCGCGCCGACTGCTCGGTGAC  
V A R T L A T R T H F S H R A V L L G D

ACCGTCATCACCGCTCCCCCGTGAACAGCCGGGCGAGCTCGTCTTCGCTACTCGGGA  
T V I T A P P V E Q P G H L V F V Y S G

CAGGGCACCCAGCATCCCGCGATGGGTGAGCGgtcgcCGCAGGCTTCCCCGTGTTCCGCC  
Q G T Q H P A M G H R L A A A F P V F A

GACCCGGACGTACCCGCCTACGCCTTCCAGCGGGCCCTACTGGATCGAGTCCGCGCCG  
D P D V P A Y A F Q R R P Y W I B S A P

35

The sequences shown below provide the location of the KS/AT boundaries chosen in the FK-506 module 8 coding sequences. Regions where AvrII and NheI sites were engineered are indicated by lower case and underlining.

The sequences shown below provide the location of the AT/DH boundary chosen in the FK-506 module 8 coding sequences. The region where an XhoI site was engineered is indicated by lower case and underlining.

GACCCGGACGTACCCGCCTACGCCTTCCAGCGGGCCCTACTGGatcgagTCCGCGCCG  
D P D V P A Y A F Q R R P Y W I E S A P

## EXAMPLE 4

## Replacement of Methoxyl with Hydrogen or Methyl at C-15 of FK-506 and FK-520

The methods and reagents of the present invention also provide novel FK-506 and FK-520 derivatives in which the methoxy group at C-15 is replaced by a hydrogen or methyl. These derivatives are produced in recombinant host cells of the invention that express recombinant PKS enzymes the produce the derivatives. These recombinant PKS enzymes are prepared in accordance with the methodology of Examples 1 and 2, with the exception that AT domain of module 7, instead of module 8, is replaced. Moreover, the

180

present invention provides recombinant PKS enzymes in which the AT domains of both modules 7 and 8 have been changed. The table below summarizes the various compounds provided by the present invention.

Com- pound	C-13	C-15	Derivative Provided
FK-506	hydrogen	hydrogen	13,15-didesmethoxy-FK-506
FK-506	hydrogen	methoxy	13-desmethoxy-FK-506
FK-506	hydrogen	methyl	13,15-didesmethoxy-15-methyl-FK-506
FK-506	methoxy	hydrogen	15-desmethoxy-FK-506

-continued

Com- pound	C-13	C-15	Derivative Provided
FK-506	methoxy	methoxy	Original Compound -- FK-506
FK-506	methoxy	methyl	15-desmethoxy-15-methyl-FK-506
FK-506	methyl	hydrogen	13,15-didesmethoxy-13-methyl-FK-506
FK-506	methyl	methoxy	13-desmethoxy-13-methyl-FK-506
FK-506	methyl	methyl	13,15-didesmethoxy-13,15-dimethyl-FK-506
FK-520	hydrogen	hydrogen	13,15-didesmethoxy-FK-520
FK-520	hydrogen	methoxy	13-desmethoxy FK-520
FK-520	hydrogen	methyl	13,15-didesmethoxy-15-methyl-FK-520
FK-520	methoxy	hydrogen	15-desmethoxy-FK-520
FK-520	methoxy	methoxy	Original Compound -- FK-520
FK-520	methoxy	methyl	15-desmethoxy-15-methyl-FK-520

-continued

Compound	C-13	C-15	Derivative Provided
FK-520	methyl	hydrogen	13,15-didesmethoxy-13-methyl-FK-520
FK-520	methyl	methoxy	13-desmethoxy-13-methyl-FK-520
FK-520	methyl	methyl	13,15-didesmethoxy-13,15-dimethyl-FK-520

## EXAMPLE 5

Replacement of Methoxyl with Ethyl at C-13 and/  
or C-15 of FK-506 and FK-520

The present invention also provides novel FK-506 and FK-520 derivative compounds in which the methoxy groups at either or both the C-13 and C-15 positions are instead ethyl groups. These compounds are produced by novel PKS enzymes of the invention in which the AT domains of modules 8 and/or 7 are converted to ethylmalonyl specific AT domains by modification of the PKS gene that encodes the module. Ethylmalonyl specific AT domain coding sequences can be obtained from, for example, the FK-520 PKS genes, the niddamycin PKS genes, and the tylosin PKS genes. The novel PKS genes of the invention include not only those in which either or both of the AT domains of modules 7 and 8 have been converted to ethylmalonyl specific AT domains but also those in which one of the modules is converted to an ethylmalonyl specific AT domain and the other is converted to a malonyl specific or a methylmalonyl specific AT domain.

## EXAMPLE 6

## Neurotrophic Compounds

The compounds described in Examples 1-4, inclusive have immunosuppressant activity and can be employed as immunosuppressants in a manner and in formulations similar to those employed for FK-506. The compounds of the invention are generally effective for the prevention of organ rejection in patients receiving organ transplants and in particular can be used for immunosuppression following orthotopic liver transplantation. These compounds also have pharmacokinetic properties and metabolism that are more advantageous for certain applications relative to those of FK-506 or FK-520. These compounds are also neurotrophic; however, for use as neurotrophins, it is desirable to modify the compounds to diminish or abolish their immunosuppressant activity. This can be readily accomplished by hydroxylating the compounds at the C-18 position using established chemical methodology or novel FK-520 PKS genes provided by the present invention.

Thus, in one aspect, the present invention provides a method for stimulating nerve growth that comprises administering a therapeutically effective dose of 18-hydroxy-FK-520. In another embodiment, the compound administered is a C-18,20-dihydroxy-FK-520 derivative. In another embodiment, the compound administered is a C-13-desmethoxy and/or C-15-desmethoxy 18-hydroxy-FK-520 derivative. In another embodiment, the compound administered is a C-13-desmethoxy and/or C-15-desmethoxy 18,20-

dihydroxy-FK-520 derivative. In other embodiments, the compounds are the corresponding analogs of FK-506. The 18-hydroxy compounds of the invention can be prepared chemically, as described in U.S. Pat. No. 5,189,042, incorporated herein by reference, or by fermentation of a recombinant host cell provided by the present invention that expresses a recombinant PKS in which the module 5 DH domain has been deleted or rendered non-functional.

The chemical methodology is as follows. A compound of the invention (~200 mg) is dissolved in 3 mL of dry methylene chloride and added to 45  $\mu$ L of 2,6-lutidine, and the mixture stirred at room temperature. After 10 minutes, tert-butyldimethylsilyl trifluoromethanesulfonate (64  $\mu$ L) is added by syringe. After 15 minutes, the reaction mixture is diluted with ethyl acetate, washed with saturated bicarbonate, washed with brine, and the organic phase dried over magnesium sulfate. Removal of solvent in vacuo and flash chromatography on silica gel (ethyl acetate: hexane (1:2) plus 1% methanol) gives the protected compound, which is dissolved in 95% ethanol (2.2 mL) and to which is added 53  $\mu$ L of pyridine, followed by selenium dioxide (58 mg). The flask is fitted with a water condenser and heated to 70° C. on a mantle. After 20 hours, the mixture is cooled to room temperature, filtered through diatomaceous earth, and the filtrate poured into a saturated sodium bicarbonate solution. This is extracted with ethyl acetate, and the organic phase is washed with brine and dried over magnesium sulfate. The solution is concentrated and purified by flash chromatography on silica gel (ethyl acetate: hexane (1:2) plus 1% methanol) to give the protected 18-hydroxy compound. This compound is dissolved in acetonitrile and treated with aqueous HF to remove the protecting groups. After dilution with ethyl acetate, the mixture is washed with saturated bicarbonate and brine, dried over magnesium sulfate, filtered, and evaporated to yield the 18-hydroxy compound. Thus, the present invention provides the C-18-hydroxyl derivatives of the compounds described in Examples 1-4.

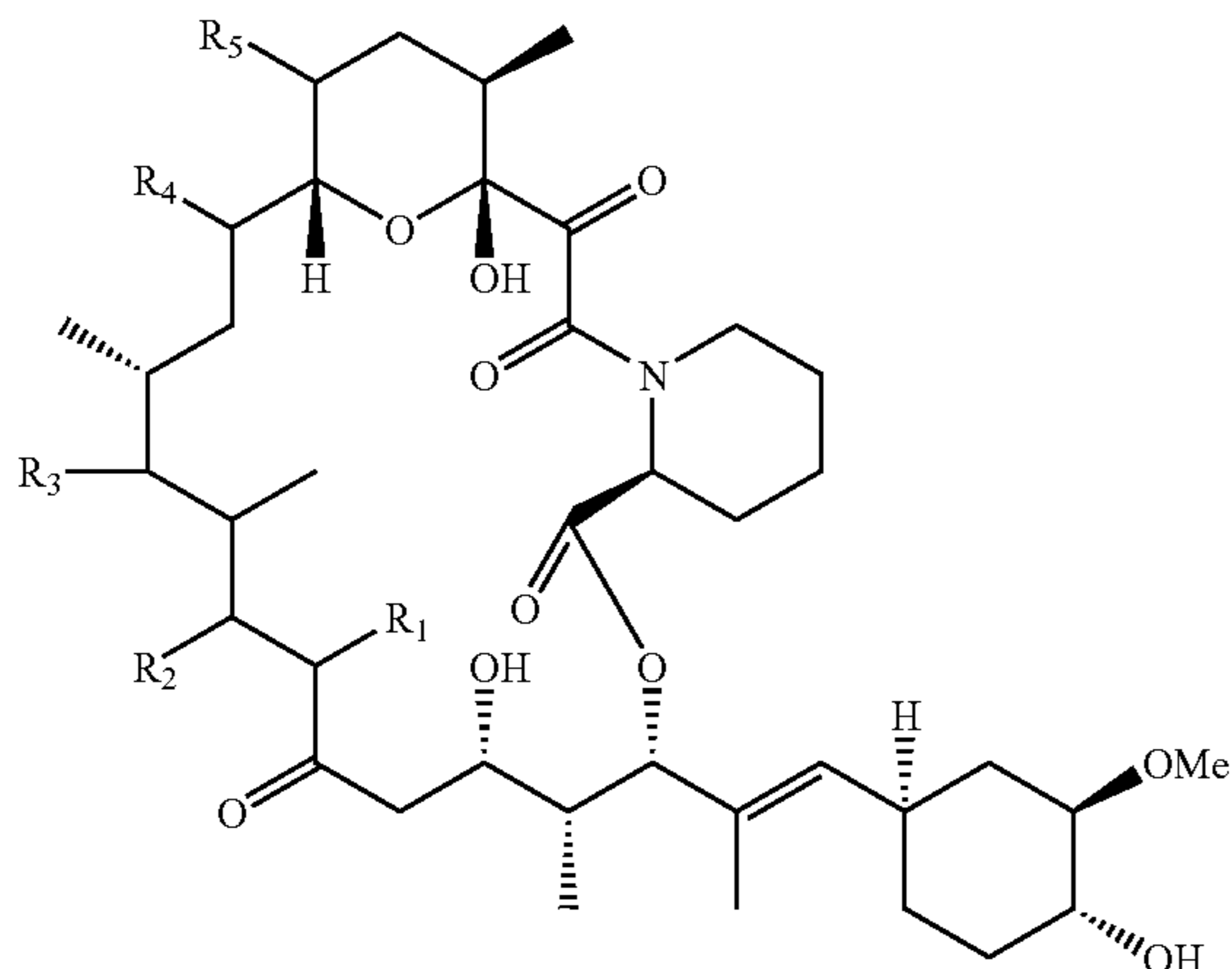
Those of skill in the art will recognize that other suitable chemical procedures can be used to prepare the novel 18-hydroxy compounds of the invention. See, e.g., Kawai et al., January 1993, Structure-activity profiles of macrolactam immunosuppressant FK-506 analogues, FEBS Letters 316 (2): 107-113, incorporated herein by reference. These methods can be used to prepare both the C18-[S]-OH and C18-[R]-OH enantiomers, with the R enantiomer showing a somewhat lower IC<sub>50</sub>, which may be preferred in some applications. See Kawai et al., supra. Another preferred protocol is described in Umbreit and Sharpless, 1977, JACS 99(16): 1526-28, although it may be preferable to use 30 equivalents each of SeO<sub>2</sub> and t-BuOOH rather than the 0.02 and 3-4 equivalents, respectively, described in that reference.

All scientific and patent publications referenced herein are hereby incorporated by reference. The invention having now been described by way of written description and example, those of skill in the art will recognize that the invention can be practiced in a variety of embodiments, that the foregoing description and example is for purposes of illustration and not limitation of the following claims.

183

What is claimed is:

1. A polyketide having the structure



wherein,  $R_1$  is hydrogen, methyl, ethyl, or allyl;  $R_2$  is hydrogen or hydroxyl, provided that when  $R_2$  is hydrogen, there is a double bond between C-20 and C-19;  $R_3$  is hydrogen or hydroxyl;  $R_4$  is methoxyl, hydrogen, methyl, or ethyl; and  $R_5$  is methoxyl, hydrogen, methyl, or ethyl; [but not including FK-506, FK-520, 18-hydroxy-FK-520, and 18-hydroxy-FK-506] wherein at least one of  $R_4$  or  $R_5$  is not methoxyl.

2. The polyketide as in claim 1 wherein  $R_2$  is hydrogen and there is a double bond between C-20 and C-19.

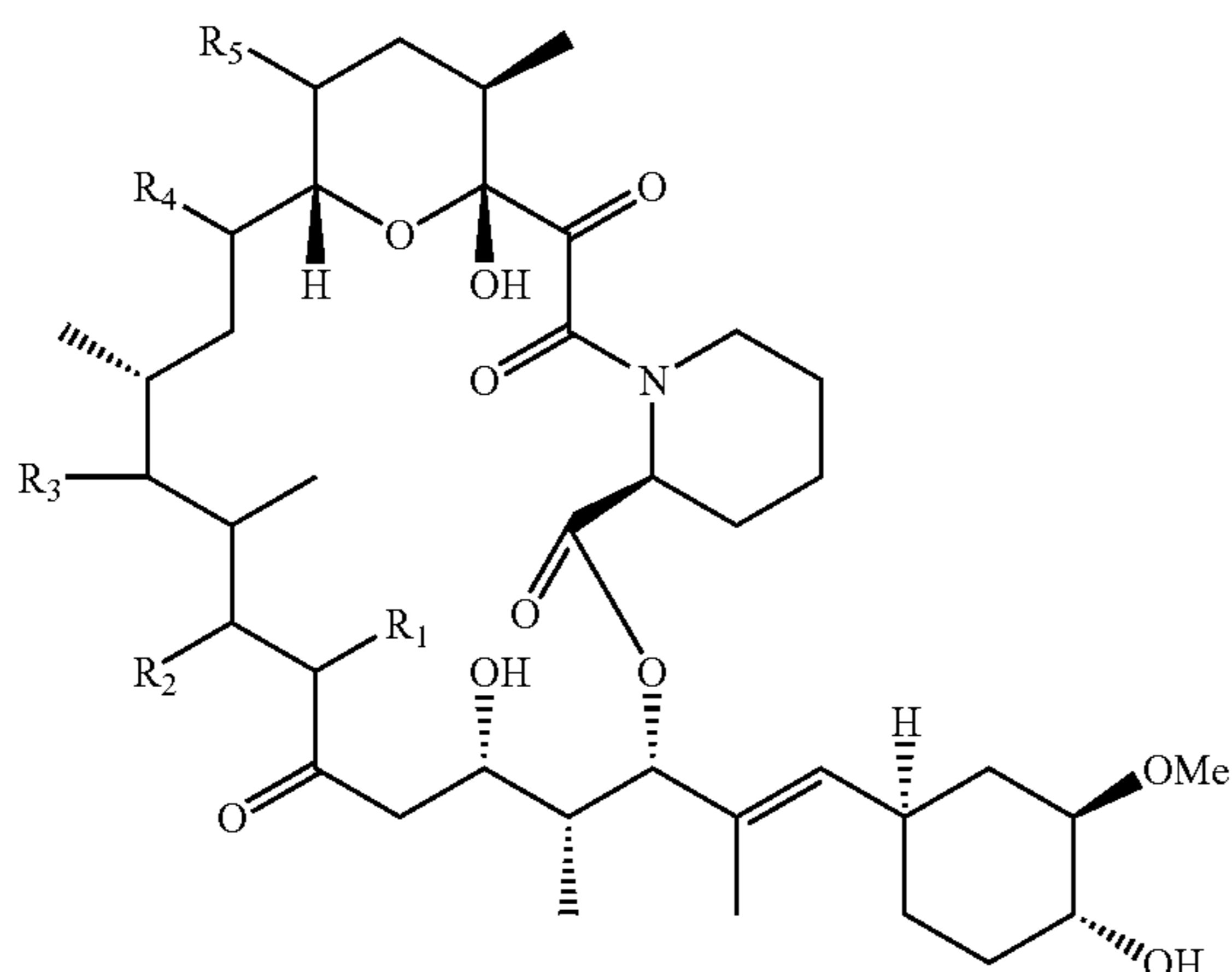
3. The polyketide as in claim 1 wherein  $R_4$  is hydrogen, methyl or ethyl.

4. The polyketide as in claim 3 wherein  $R_3$  is hydroxyl.

5. The polyketide as in claim 1 wherein  $R_5$  is hydrogen, methyl or ethyl.

6. The polyketide as in claim 5 wherein  $R_3$  is hydroxy.

7. A compound of the formula



wherein:

$R_1$  is ethyl or allyl;

$R_2$  is hydrogen and there is a double bond between C-20 and C-19;

$R_3$  is hydrogen;

$R_4$  is methoxyl, hydrogen, methyl, or ethyl; and

$R_5$  is methoxyl, hydrogen, methyl, or ethyl; provided that at least one [or] of  $R_4$  or  $R_5$  is not methoxyl.

8. The compound as in claim 7 wherein  $R_1$  is ethyl.

9. The compound as in claim 8 wherein  $R_4$  is methoxyl and  $R_5$  is hydrogen or methyl.

184

10. The compound as in claim 8 wherein  $R_4$  is hydrogen or methyl and  $R_5$  is methoxyl.

11. The compound as in claim 7 that is 13-desmethoxy-FK-520.

12. The compound as in claim 7 that is 13-desmethoxy-13-methyl-FK-520.

13. The compound as in claim 7 that is 15-desmethoxy-FK-520.

14. The compound as in claim 7 that is 15-desmethoxy-15-methyl-FK-520.

15. The compound as in claim 7 that is 13,15-didesmethoxy-FK-520.

16. The compound as in claim 7 that is 13,15-didesmethoxy-13-methyl-FK-520.

17. The compound as in claim 7 that is 13,15-didesmethoxy-15-methyl-FK-520.

18. The compound as in claim 7 that is 13,15-didesmethoxy-13,15-dimethyl-FK-520.

19. The compound as in claim 7 that is 13-desmethoxy-FK-506.

20. The compound as in claim 7 that is 13-desmethoxy-13-methyl-FK-506.

21. The compound as in claim 7 that is 15-desmethoxy-FK-506.

22. The compound as in claim 7 that is 15-desmethoxy-15-methyl-FK-506.

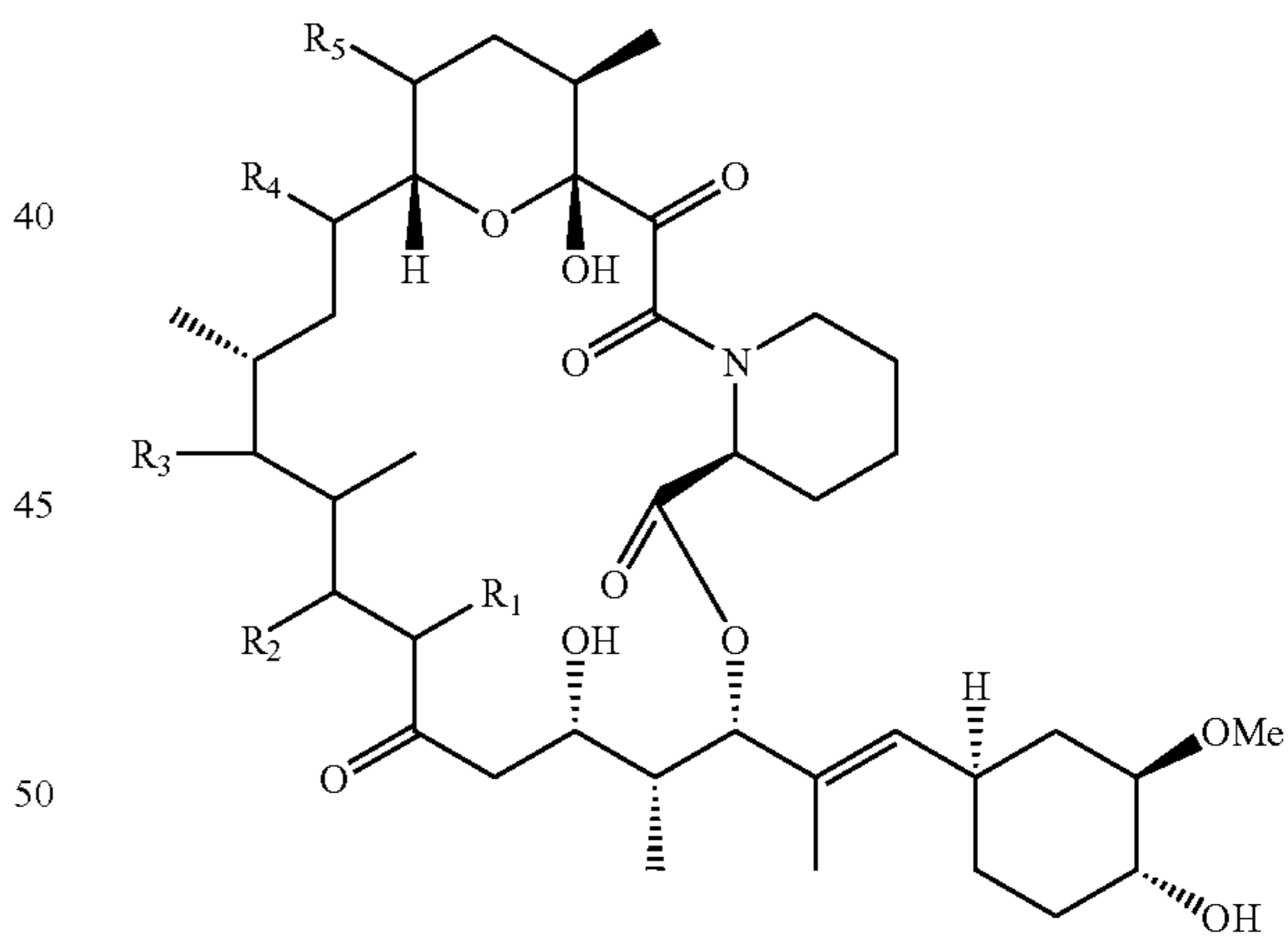
23. The compound as in claim 7 that is 13,15-didesmethoxy-FK-506.

24. The compound as in claim 7 that is 13,15-didesmethoxy-13-methyl-FK-506.

25. The compound as in claim 7 that is 13,15-didesmethoxy-15-methyl-FK-506.

26. The compound as in claim 7 that is 13,15-didesmethoxy-13,15-dimethyl-FK-506.

27. A compound of the formula



wherein:

$R_1$  is ethyl or allyl;

$R_2$  is hydrogen and there is a double bond between C-20 and C-19;

$R_3$  is hydroxyl;

$R_4$  is methoxyl, hydrogen, methyl, or ethyl; and

$R_5$  is methoxyl, hydrogen, methyl, or ethyl; provided that at least one [or] of  $R_4$  or  $R_5$  is not methoxyl.

28. The compound as in claim 27 wherein  $R_1$  is ethyl.

29. The compound as in claim 27 wherein  $R_4$  is methoxyl and  $R_5$  is hydrogen or methyl.

30. The compound as in claim 27 wherein  $R_4$  is hydrogen or methyl and  $R_5$  is methoxyl.

**185**

31. The compound as in claim 27 that is 13-desmethoxy-18-hydroxyl-FK-520.

32. The compound as in claim 27 that is 13-desmethoxy-13-methyl-18-hydroxyl-FK-520.

33. The compound as in claim 27 that is 15-desmethoxy-18-hydroxyl-FK-520. 5

34. The compound as in claim 27 that is 15-desmethoxy-15-methyl-18-hydroxyl-FK-520.

35. The compound as in claim 27 that is 13,15-didesmethoxy-18-hydroxyl-FK-520. 10

36. The compound as in claim 27 that is 13,15-didesmethoxy-13-methyl-18-hydroxyl-FK-520.

37. The compound as in claim 27 that is 13,15-didesmethoxy-15-methyl-18-hydroxyl-FK-520.

38. The compound as in claim 27 that is 13,15-didesmethoxy-13,15-dimethyl-18-hydroxyl-FK-520. 15

39. The compound as in claim 27 that is 13-desmethoxy-18-hydroxyl-FK-506.

**186**

40. The compound as in claim 27 that is 13-desmethoxy-13-methyl-18-hydroxyl-FK-506.

41. The compound as in claim 27 that is 15-desmethoxy-18-hydroxyl-FK-506.

42. The compound as in claim 27 that is 15-desmethoxy-15-methyl-18-hydroxyl-FK-506.

43. The compound as in claim 27 that is 13,15-didesmethoxy-18-hydroxyl-FK-506.

44. The compound as in claim 27 that is 13,15-didesmethoxy-13-methyl-18-hydroxyl-FK-506.

45. The compound as in claim 27 that is 13,15-didesmethoxy-15-methyl-18-hydroxyl-FK-506.

46. The compound as in claim 27 that is 13,15-didesmethoxy-13,15-dimethyl-18-hydroxyl-FK-506.

\* \* \* \* \*