

US00RE39265E

(19) **United States**  
 (12) **Reissued Patent**  
**Strupczewski et al.**

(10) **Patent Number: US RE39,265 E**  
 (45) **Date of Reissued Patent: Sep. 5, 2006**

(54) **HETEROARYLPIPERIDINES, AND THEIR USE AS ANTIPSYCHOTICS AND ANALGETICS**

(58) **Field of Classification Search** ..... 514/253.09, 514/253.1, 254.04, 254.06; 544/364, 368, 544/371

See application file for complete search history.

(75) Inventors: **Joseph T. Strupczewski**, Flemington, NJ (US); **Kenneth J. Bordeau**, Kintnersville, PA (US); **Edward J. Glamkowski**, Warren, NJ (US); **Yulin Chiang**, Convent Station, NJ (US); **Grover C. Helsley**, Stockton, NJ (US)

(56) **References Cited**

U.S. PATENT DOCUMENTS

3,950,527 A	4/1976	Derible et al. ....	424/267
4,355,037 A	10/1982	Strupczewski et al. ....	424/267
4,458,076 A	7/1984	Strupczewski .....	546/199
4,590,196 A	5/1986	Smith et al. ....	514/253
4,670,447 A	6/1987	Strupczewski et al. ....	514/322
4,745,117 A	5/1988	Ishizumi .....	514/254
4,780,466 A	10/1988	Hrib et al. ....	514/254
4,880,930 A	11/1989	New .....	544/295
4,937,249 A	6/1990	Antoku et al. ....	514/321
4,954,503 A	9/1990	Strupczewski .....	514/254
4,968,792 A	11/1990	Stack et al. ....	540/524
4,999,356 A	3/1991	Strupczewski et al. ....	514/254
5,001,134 A	3/1991	Ferrand et al. ....	514/321
5,364,866 A	11/1994	Strupczewski et al. ....	514/321

(73) Assignee: **Aventis Pharmaceuticals Inc.**, Bridgewater, NJ (US)

(21) Appl. No.: **09/708,475**

(22) Filed: **Nov. 9, 2000**

**Related U.S. Patent Documents**

Reissue of:

(64) Patent No.: **5,658,911**  
 Issued: **Aug. 19, 1997**  
 Appl. No.: **08/309,395**  
 Filed: **Sep. 20, 1994**

U.S. Applications:

(63) Continuation of application No. 07/969,383, filed on Oct. 30, 1992, now Pat. No. 5,364,866, which is a continuation-in-part of application No. 07/788,269, filed on Nov. 5, 1991, now abandoned, which is a continuation-in-part of application No. 07/944,705, filed on Sep. 5, 1991, now abandoned, which is a continuation of application No. 07/619,825, filed on Nov. 29, 1990, now abandoned, which is a continuation of application No. 07/456,790, filed on Dec. 29, 1989, now abandoned, which is a continuation-in-part of application No. 07/354,411, filed on May 19, 1989, now abandoned.

(51) **Int. Cl.**  
**A61P 25/04** (2006.01)  
**A61K 31/495** (2006.01)  
**A61K 31/55** (2006.01)  
**A61K 31/44** (2006.01)  
**A67K 31/505** (2006.01)  
**C07D 401/04** (2006.01)  
**C07D 403/04** (2006.01)  
**C07D 417/04** (2006.01)  
**C07D 419/04** (2006.01)  
**C07D 221/04** (2006.01)

(52) **U.S. Cl.** ..... **514/253.09**; 514/253.1; 514/254.04; 514/254.06; 514/217; 514/233.8; 514/234.5; 514/249; 514/258.1; 514/269; 514/274; 514/296; 514/300; 514/301; 514/307; 514/309; 514/311; 514/312; 514/314; 514/321; 514/322; 514/373; 514/379; 514/403; 514/411; 540/576; 540/588; 544/121; 544/129; 544/132; 544/135; 544/137; 544/279; 544/295; 544/316; 544/317; 544/318; 544/333; 544/353; 544/361; 544/362; 544/364; 544/366; 544/367; 544/368; 544/371; 546/98; 546/99; 546/100; 546/113; 546/122; 546/135; 546/141; 546/142; 546/143; 546/144; 546/146; 546/148; 546/149; 546/153; 546/155; 546/156; 546/157; 546/158; 546/183; 546/198; 546/199; 546/271.1; 546/272.1; 548/110; 548/207; 548/209; 548/219; 548/221; 548/241; 548/361.1; 548/362.5; 548/363.1

FOREIGN PATENT DOCUMENTS

DE	353 0089	3/1986
DK	2 503 816	7/1975
EP	0 261 688	3/1980
EP	0 013 612	7/1980
EP	0 135 781	4/1985
EP	0 196 096	10/1986
EP	0 302 423	2/1989
EP	0 314 098	5/1989
EP	0 329 168	8/1989
EP	0 353 821	2/1990
EP	0 357 134	3/1990
EP	0 398 425	11/1990
EP	0 402 644	12/1990
EP	0 464 846	1/1992
EP	0 542 136	5/1993
GB	2 163 432	2/1986
NZ	233 710	5/1990
NZ	233 503	6/1991
NZ	233 525	9/1991
WO	WO93/09012	5/1993
WO	WO 93/16073	8/1993
WO	WO94/18196	8/1994

OTHER PUBLICATIONS

Fuller, R.W., *Drugs Acting on Serotonergic Neuronal Systems, Biology of Serotonergic Transmission*, John Wiley & Sons Ltd., 1982, pp. 221–247.

*Primary Examiner*—Brenda Coleman

(74) *Attorney, Agent, or Firm*—Synnestvedt & Lechner LLP

(57) **ABSTRACT**

Heteroaryl piperidines, pyrrolidines, and piperazines are useful as antipsychotic and analgesic agents. The compounds are especially useful for treating psychoses by administering to a mammal a psychoses-treating effective amount of one of the compounds. The compounds are also useful as analgesics by administering a pain-relieving effective amount of one of the compounds to a mammal.

**113 Claims, No Drawings**

1

**HETEROARYLPIPERIDINES, AND THEIR  
USE AS ANTIPSYCHOTICS AND  
ANALGETICS**

**Matter enclosed in heavy brackets [ ] appears in the original patent but forms no part of this reissue specification; matter printed in italics indicates the additions made by reissue.**

CROSS-REFERENCE TO RELATED  
APPLICATION

This is a continuation of application Ser. No. 07/969,383, filed Oct. 30, 1992 now U.S. Pat. No. 5,364,866, which is the subject of Reissue application Ser. No. 09/712,129, filed Nov. 15, 2000, and which is a continuation-in-part application of application Ser. No. 07/788,269 filed Nov. 5, 1991, now abandoned which is a continuation-in-part application of application Ser. No. 07/944,705, filed Sep. 5, 1991, now abandoned which is a continuation application of application Ser. No. 07/619,825, filed Nov. 29, 1990, now abandoned which is a continuation application of application Ser. No. 07/456,790, filed Dec. 29, 1989, now abandoned which is a continuation-in-part application of application Ser. No. 07/354,411, filed May 19, 1989 now abandoned.

BACKGROUND OF THE INVENTION

This invention relates to heteroaryl piperidines, pyrrolidines and piperazines. More particularly, this invention relates to heteroaryl piperidines, pyrrolidines and piperazines having antipsychotic activity and to their use as antipsychotic drugs.

The therapeutic treatment of schizophrenic patients by administration of neuroleptic drugs, such as chlorpromazine, haloperidol, sulpiride, and chemically closely related compounds, is widespread. While control of schizophrenic symptoms has been successful, treatment with these drugs does not cure the psychotic patient, who will almost certainly relapse if medication is discontinued. There exists a continuing need in the art for antipsychotic drugs for the treatment of psychoses.

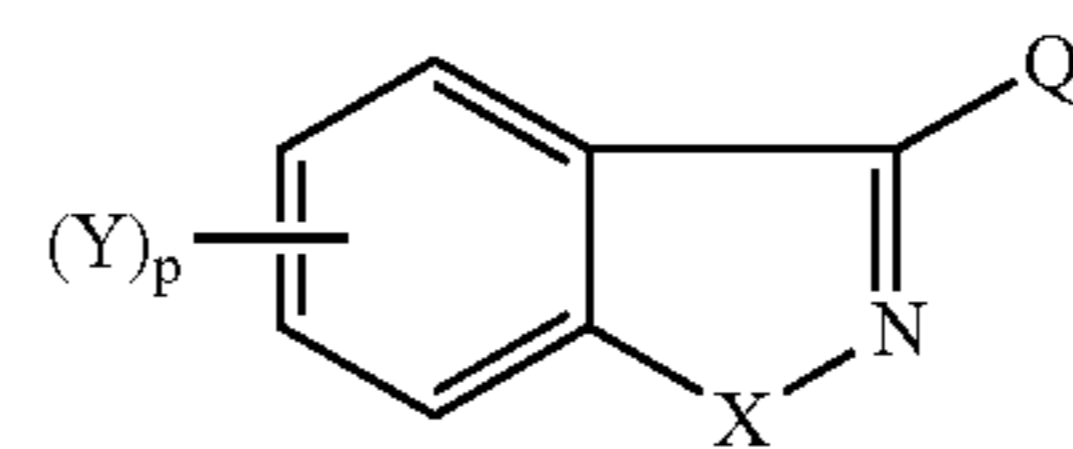
Moreover, some of the known neuroleptics produce unwanted side effects. For example, the side effects of many antipsychotic drugs include the so-called extrapyramidal symptoms, such as rigidity and tremor, continuous restless walking, and tardive dyskinesia which causes facial grimacing, and involuntary movements of the face and extremities. Orthostatic hypotension is also common. Thus, there also exists a need in the art for antipsychotic drugs that produce fewer or less severe manifestations of these common side effects.

Moreover, there has been a need for drugs that can produce other biological effects. For example, relief from pain has been an age-old aspiration which has led to the discovery of natural and synthetic analgetics. Nevertheless, the need for safe and effective analgetics has continued to the present day.

SUMMARY OF THE INVENTION

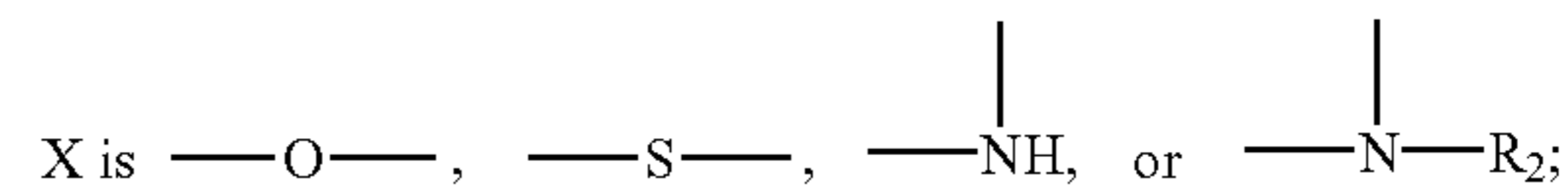
This invention aids in fulfilling these needs in the art by providing a compound of the formula:

2



(I)

10 wherein



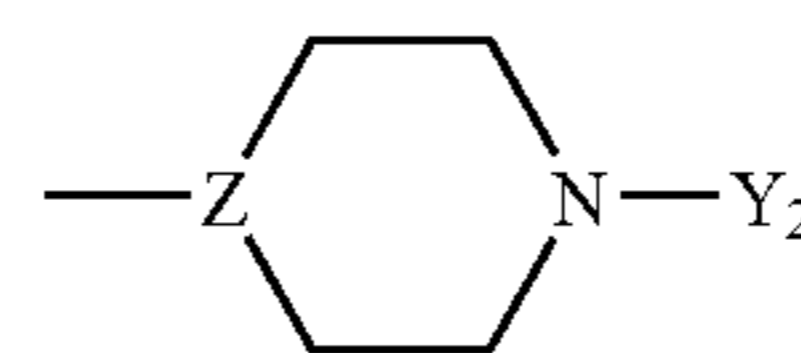
$\text{R}_2$  is selected from the group consisting of lower alkyl, aryl lower alkyl, aryl, cycloalkyl, aroyl, alkanoyl, and phenylsulfonyl groups;

p is 1 or 2;

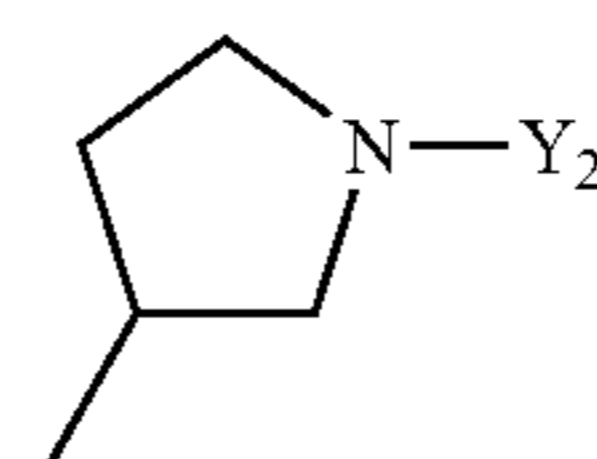
Y is hydrogen, lower alkyl, hydroxy, chlorine, fluorine, bromine, iodine, lower alkoxy, trifluoromethyl, nitro, or amino, when p is 1;

Y is lower alkoxy, hydroxy and halogen when p is 2 and X is  $\text{—O—}$ ;

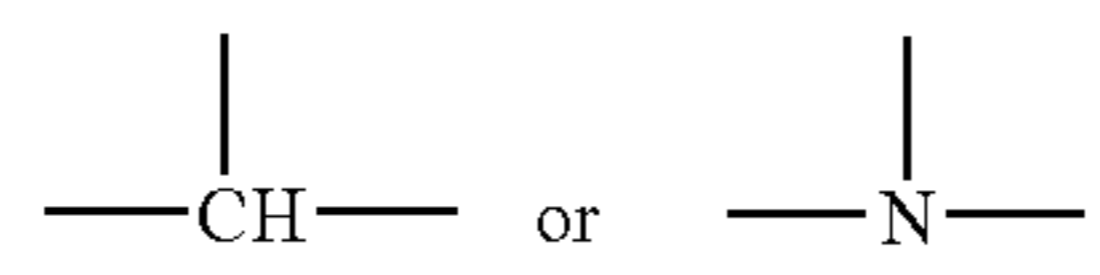
$\text{Q}_1$  is selected from the group consisting of:



and

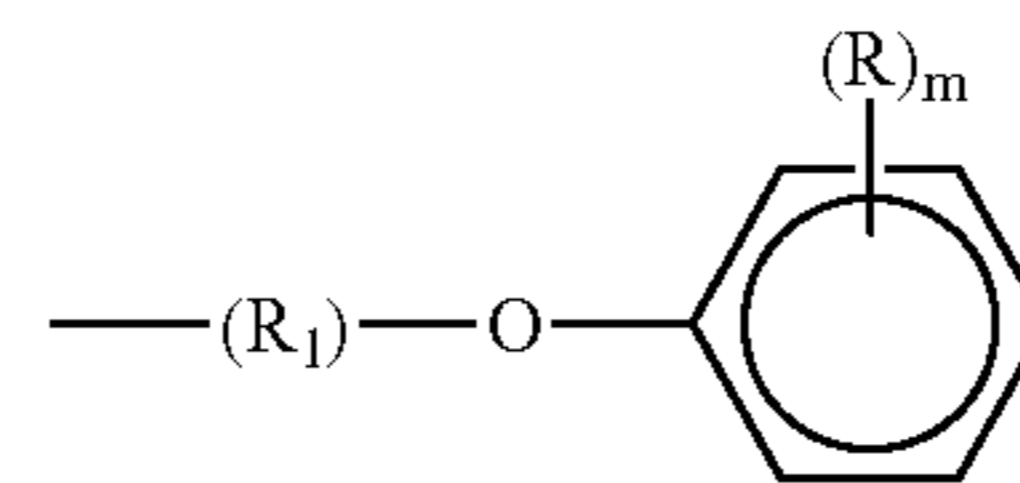


where Z is



and

$\text{Y}_2$  is selected from the group consisting of:



in which  $\text{(R}_1\text{)}$  is  $\text{—(CH}_2\text{)}_n\text{—}$  where n is 2, 3, 4, or 5; or

$\text{—CH}_2\text{—CH=CH—CH}_2\text{—}$ ,

$\text{—CH}_2\text{—C}\equiv\text{C—CH}_2\text{—}$ ,

$\text{—CH}_2\text{—CH=CH—CH}_2\text{—CH}_2\text{—}$ ,

$\text{—CH}_2\text{—CH}_2\text{—CH=CH—CH}_2\text{—}$ ,

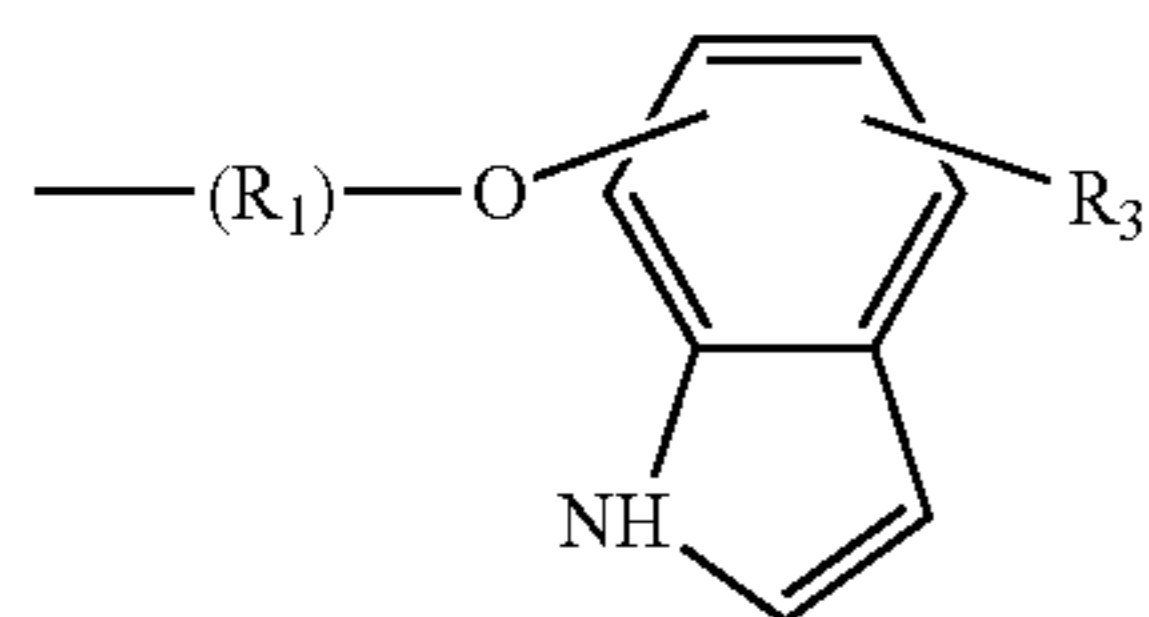
$\text{—CH}_2\text{—C}\equiv\text{C—CH}_2\text{—CH}_2\text{—}$ , or

$\text{—CH}_2\text{—CH}_2\text{—C}\equiv\text{C—CH}_2\text{—}$ ,

the  $\text{—CH=CH—}$  bond being cis or trans; and

3

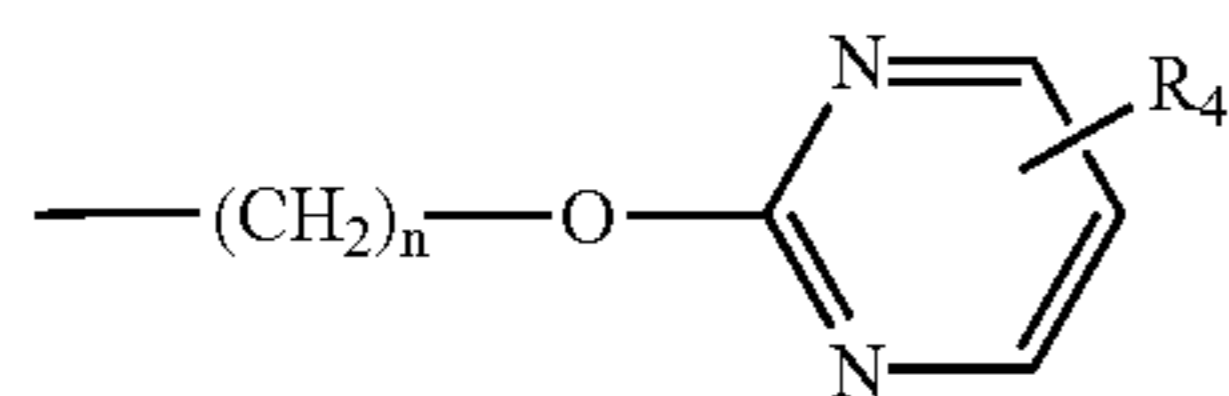
R and m are as defined hereinafter;



(2)

5

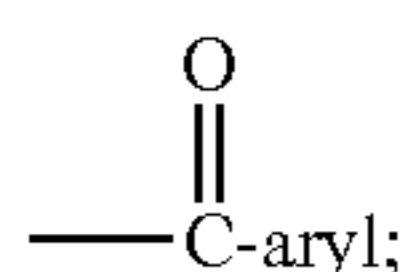
where R<sub>3</sub> is H or —OCH<sub>3</sub> and n has the above meaning;



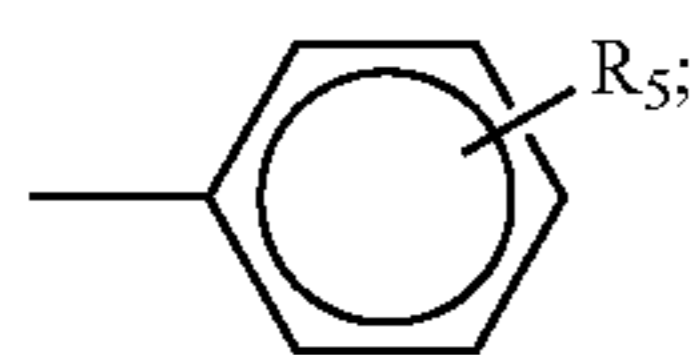
(3)

15

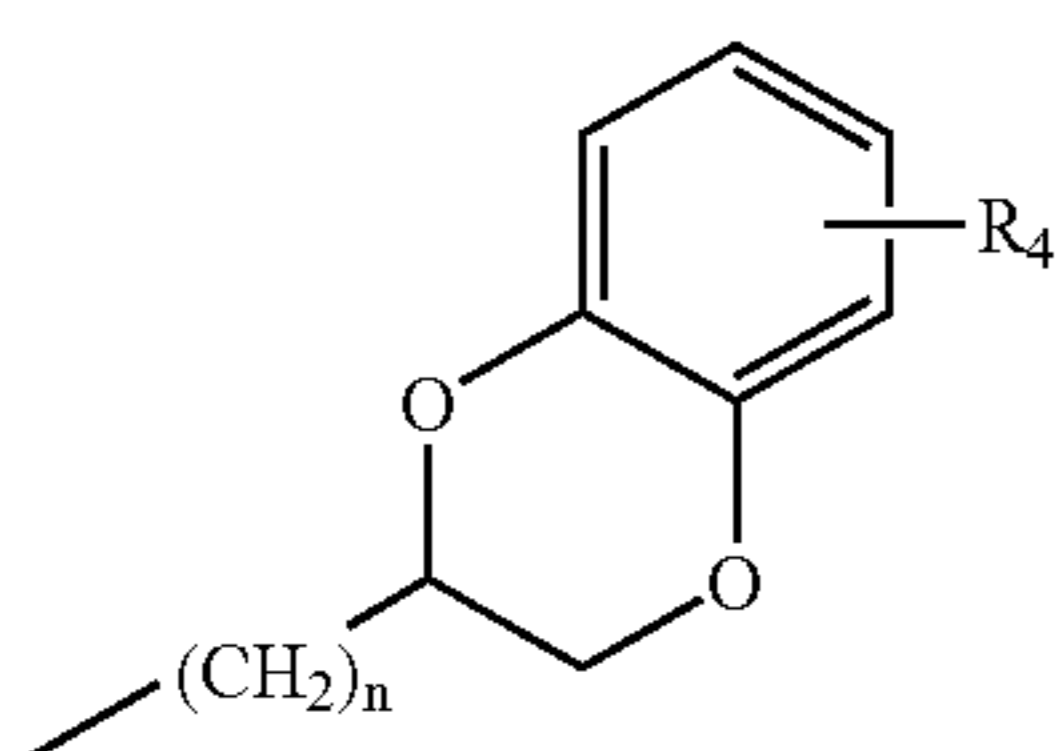
R<sub>4</sub> is hydrogen, lower alkyl, lower alkoxy, amino, mono- or dialkylamino, C<sub>1</sub>-C<sub>3</sub> acyl amino, C<sub>1</sub>-C<sub>6</sub> alkanoyl, trifluoromethyl, chlorine, fluorine, bromine, or



in which aryl is phenyl or

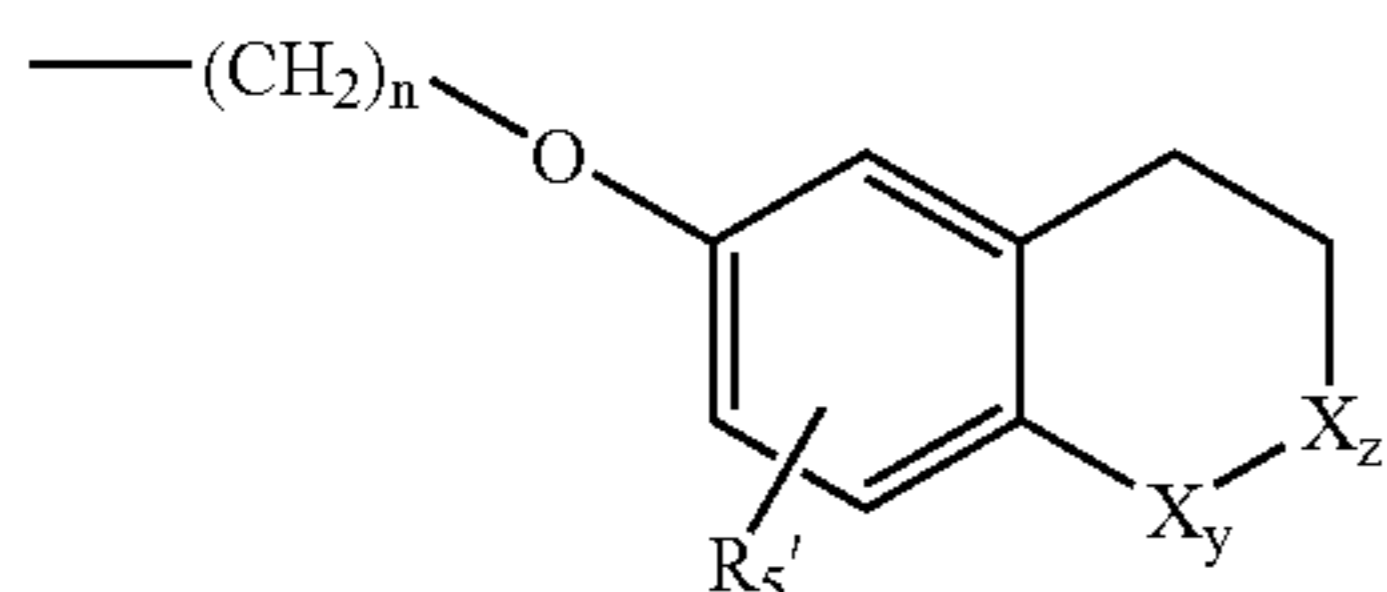


where R<sub>5</sub> is hydrogen, lower alkyl, lower alkoxy, hydroxy, chlorine, fluorine, bromine, iodine, lower monoalkylamino, lower alalkylamino, nitro, cyano, trifluoromethyl, trifluoromethoxy; where n has the above meaning;



(4) 40

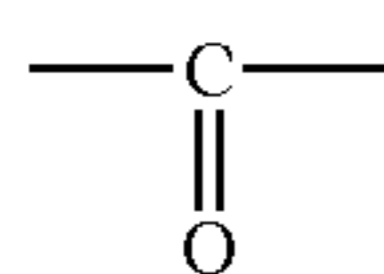
where n and R<sub>4</sub> are as previously defined;



(5)

55

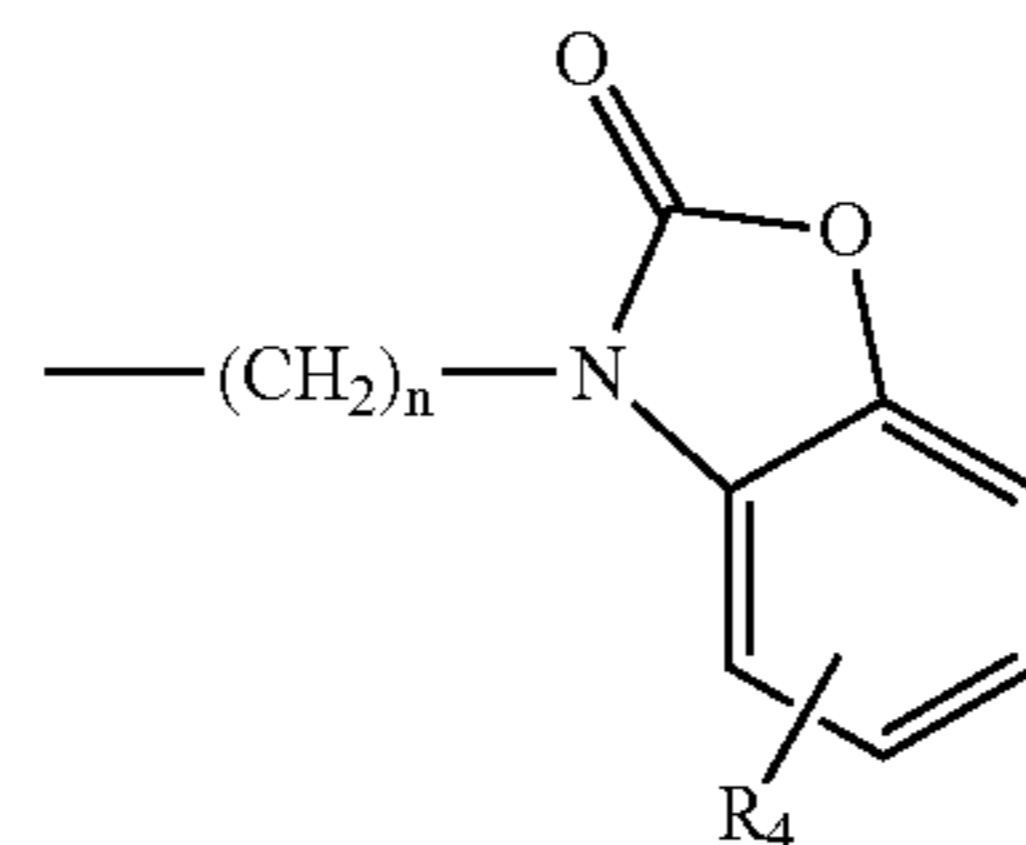
where either one of X<sub>y</sub> or X<sub>z</sub> is



and the other is —CH<sub>2</sub>—; and R<sub>5</sub>' is hydrogen, lower alkyl, lower alkoxy, chlorine, fluorine, or bromine; and

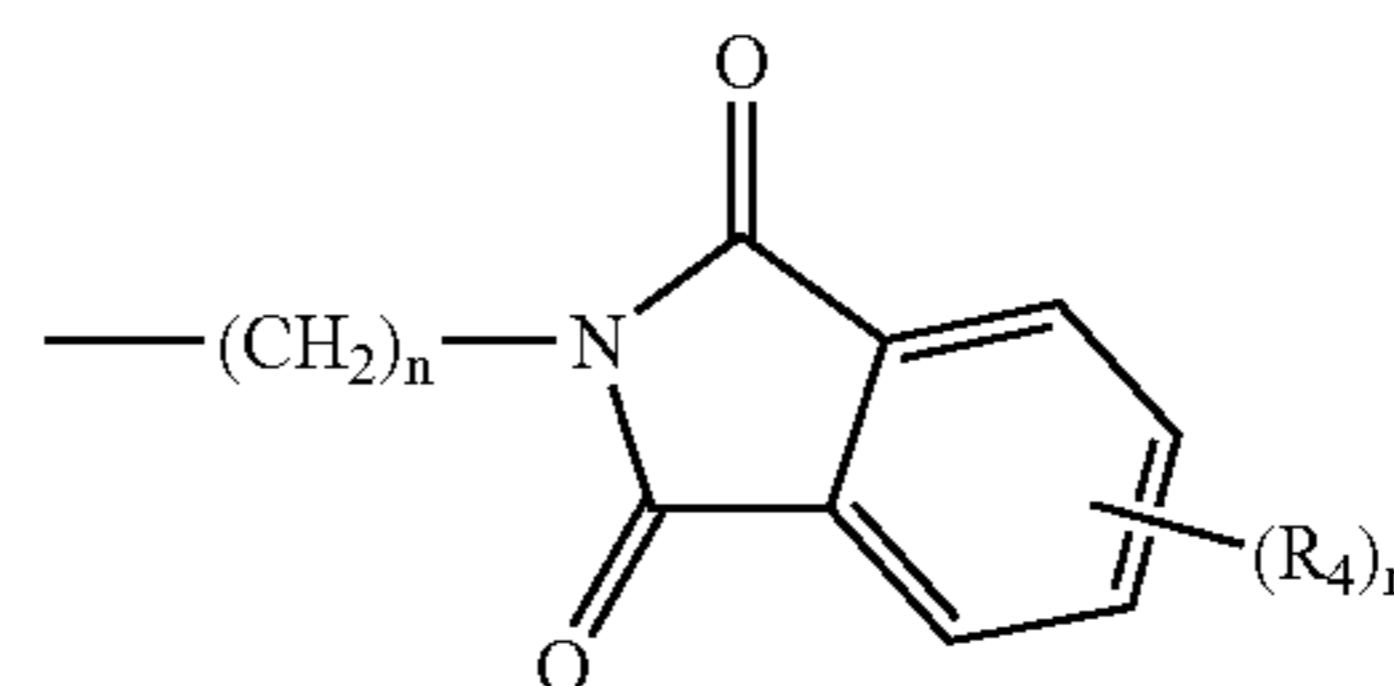
4

(6)



10

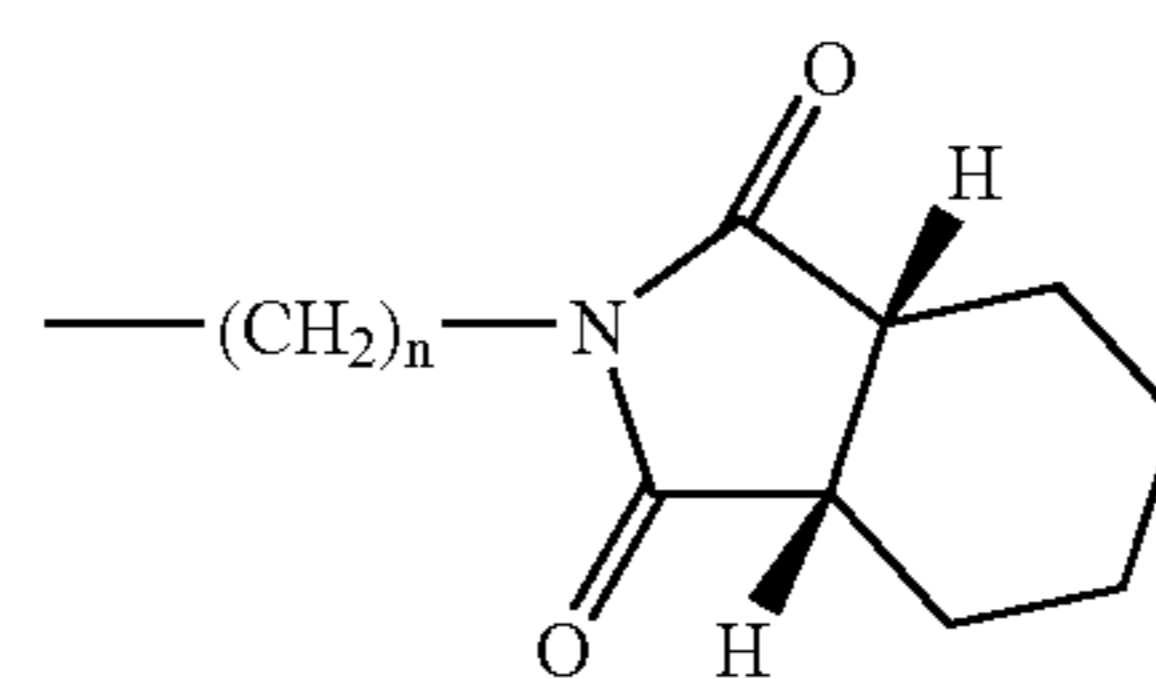
where n and R<sub>4</sub> are as previously defined;



(7)

15

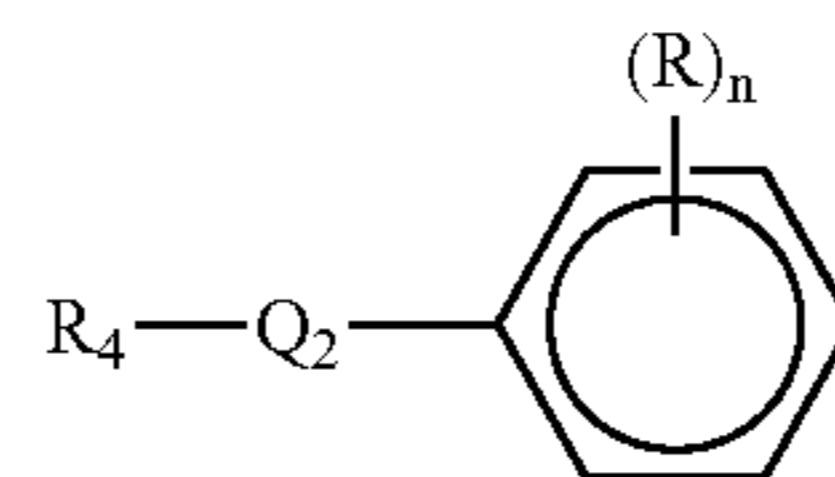
where n and R<sub>4</sub> are as previously defined;



25

(8)

where n is as previously defined;



(9)

(4) 40

where Q<sub>2</sub> is S, NH, or —CH<sub>2</sub>—; R<sub>6</sub> is the same as R<sub>1</sub> when Q<sub>2</sub> is S or NH; and when Q<sub>2</sub> is —CH<sub>2</sub>—, R<sub>6</sub> is selected from the group consisting of:

45

- CH<sub>2</sub>—CH<sub>2</sub>—
- CH<sub>2</sub>—CH<sub>2</sub>—CH<sub>2</sub>—
- CH<sub>2</sub>—CH<sub>2</sub>—CH<sub>2</sub>—CH<sub>2</sub>—
- CH<sub>2</sub>—CH=CH<sub>2</sub>—CH<sub>2</sub>—
- CH<sub>2</sub>—CH<sub>2</sub>—CH=CH—
- CH<sub>2</sub>—CH=CH—CH<sub>2</sub>—
- CH<sub>2</sub>—CH<sub>2</sub>—CH=CH—
- CH<sub>2</sub>—CH=CH—CH<sub>2</sub>—CH<sub>2</sub>—
- CH<sub>2</sub>—CH<sub>2</sub>—CH=CH—CH<sub>2</sub>—
- CH<sub>2</sub>—CH<sub>2</sub>—CH<sub>2</sub>—CH=CH—
- CH<sub>2</sub>—CH=CH—CH<sub>2</sub>—CH<sub>2</sub>—
- CH<sub>2</sub>—CH<sub>2</sub>—CH=CH—CH<sub>2</sub>—
- CH<sub>2</sub>—CH<sub>2</sub>—CH<sub>2</sub>—CH=CH—
- CH<sub>2</sub>—C≡C—CH<sub>2</sub>—
- CH<sub>2</sub>—CH<sub>2</sub>—C≡C—
- CH<sub>2</sub>—C≡C—CH<sub>2</sub>—CH<sub>2</sub>—
- CH<sub>2</sub>—CH<sub>2</sub>—C≡C—CH<sub>2</sub>—
- CH<sub>2</sub>—CH<sub>2</sub>—CH<sub>2</sub>—CH<sub>2</sub>≡C—

60

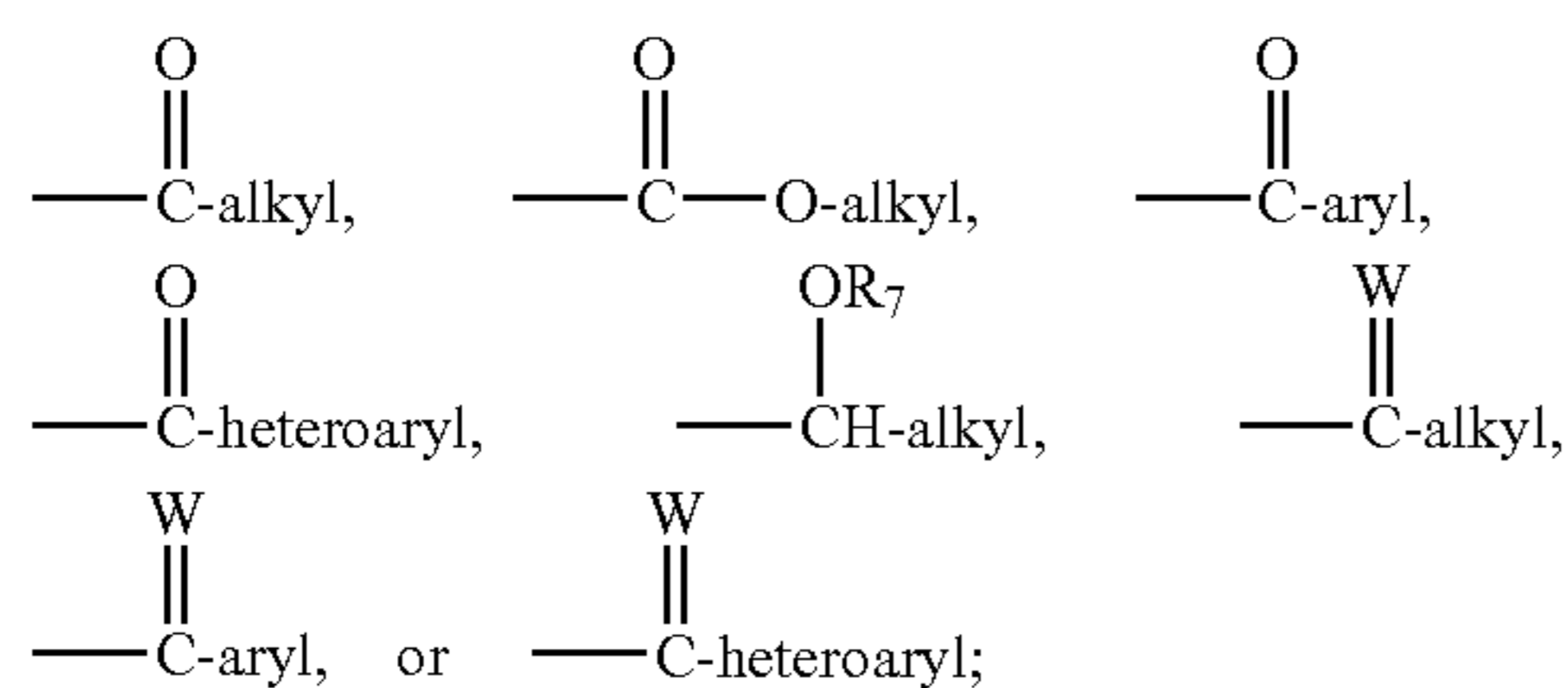
the —CH=CH— bond being cis or trans;

65

R is hydrogen, lower alkyl, lower alkoxy, hydroxyl, carboxyl, chlorine, fluorine, bromine, iodine, amino, lower mono or dialkylamino, nitro, lower alkyl thio,

5

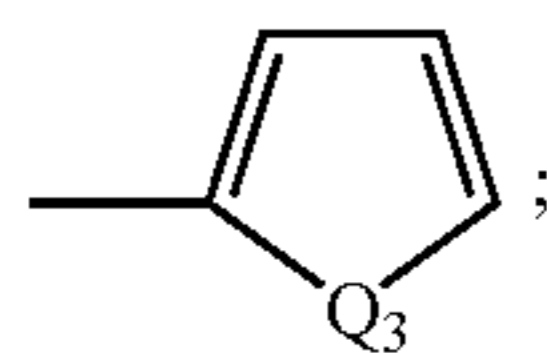
trifluoromethoxy, cyano, acylamino, trifluoromethyl, trifluoroacetyl, aminocarbonyl, dialkylaminocarbonyl, formyl,



alkyl is lower alkyl;

aryl is as previously defined;

heteroaryl is



$Q_3$  is  $-\text{O}-$ ,  $-\text{S}-$ ,  $-\text{NH}-$ ,  $-\text{CH}=\text{N}-$ ;

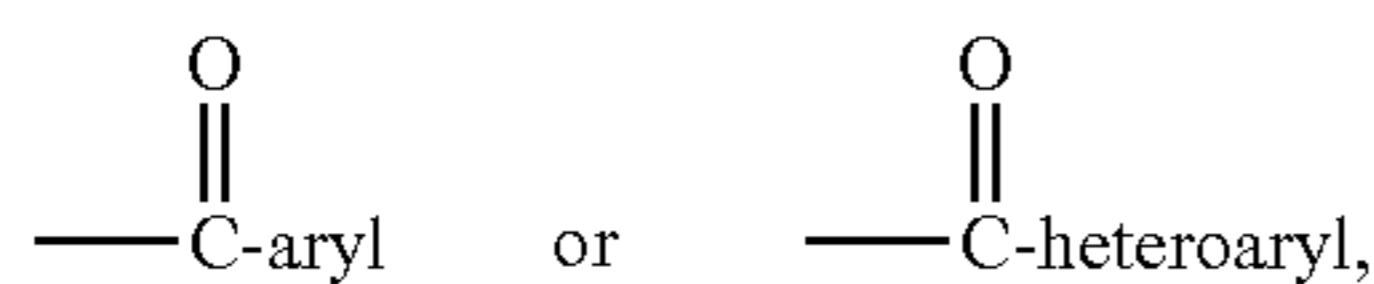
$W$  is  $\text{CH}_2$  or  $\text{CHR}_8$  or  $\text{N}-\text{R}_9$ ;

$R_7$  is hydrogen, lower alkyl, or acyl;

$R_8$  is lower alkyl;

$R_9$  is hydroxy, lower alkoxy, or  $-\text{NHR}_{10}$ ; and

$R_{10}$  is hydrogen, lower alkyl,  $\text{C}_1-\text{C}_3$  acyl, aryl,

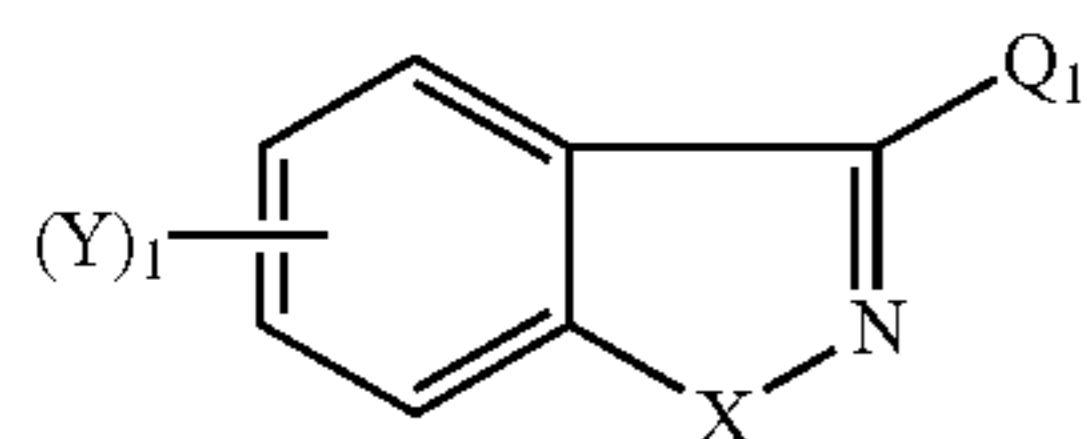


where aryl and heteroaryl are as defined above; and

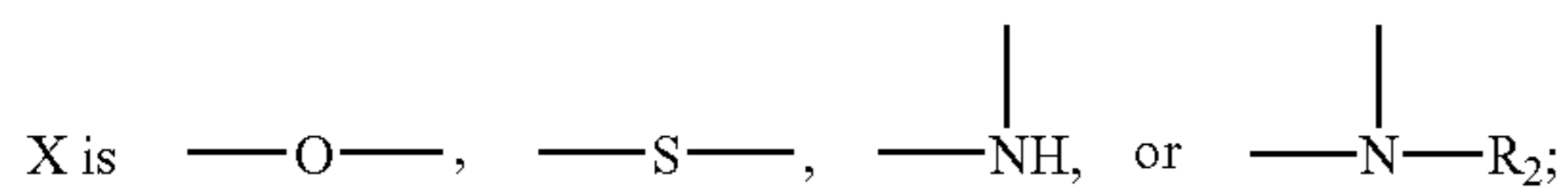
$m$  is 1, 2, or 3;

or a pharmaceutically acceptable acid addition salt thereof.

This invention also aids in fulfilling these needs in the art by providing a compound of the formula:



wherein



$R_2$  is selected from the group consisting of lower alkyl, aryl, lower alkyl, aryl, cycloalkyl, aroyl, alkanoyl, and phenylsulfonyl groups;

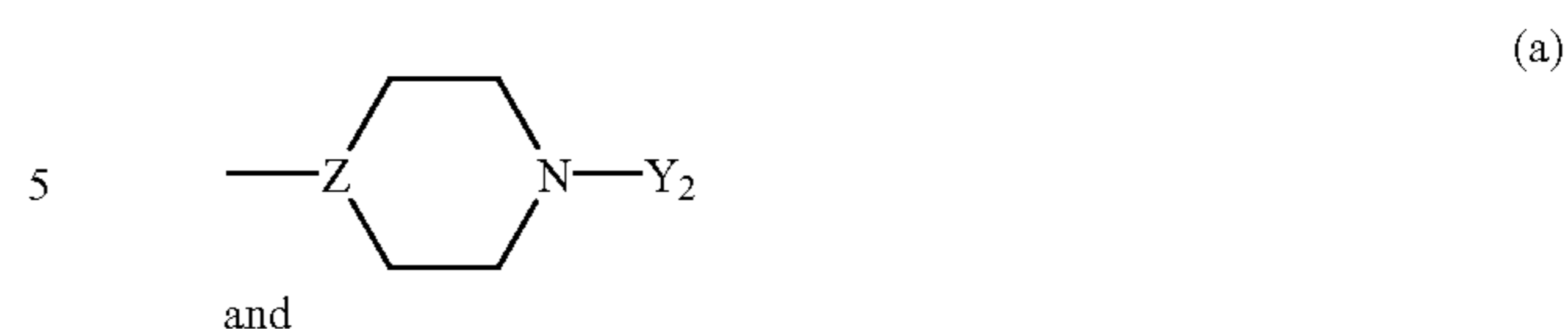
$p$  is 1 or 2;

$Y$  is hydrogen, lower alkyl, hydroxy, chlorine, fluorine, bromine, iodine, lower alkoxy, trifluoromethyl, nitro, or amino, when  $p$  is 1;

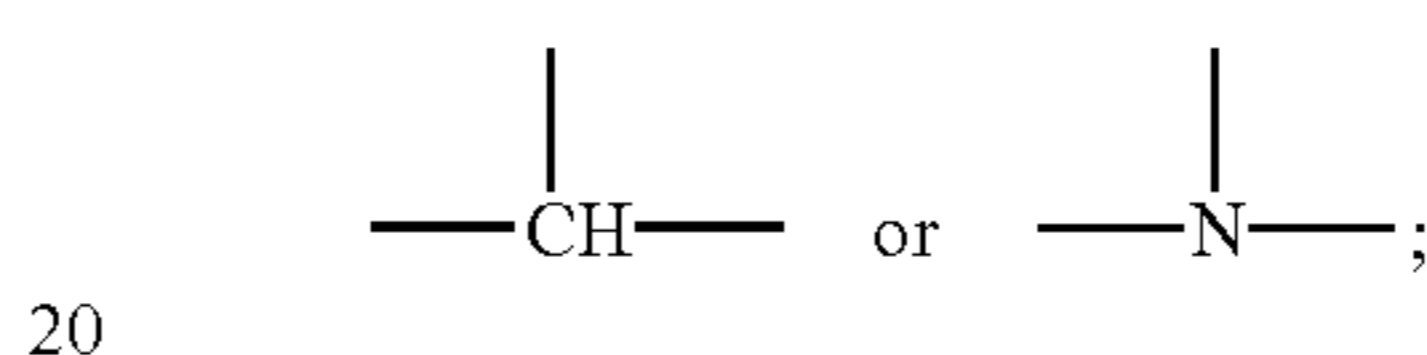
$Y$  is lower alkoxy, hydroxy and halogen when  $p$  is 2 and  $X$  is  $-\text{O}-$ ;

6

$Q_1$  is selected from the group consisting of:

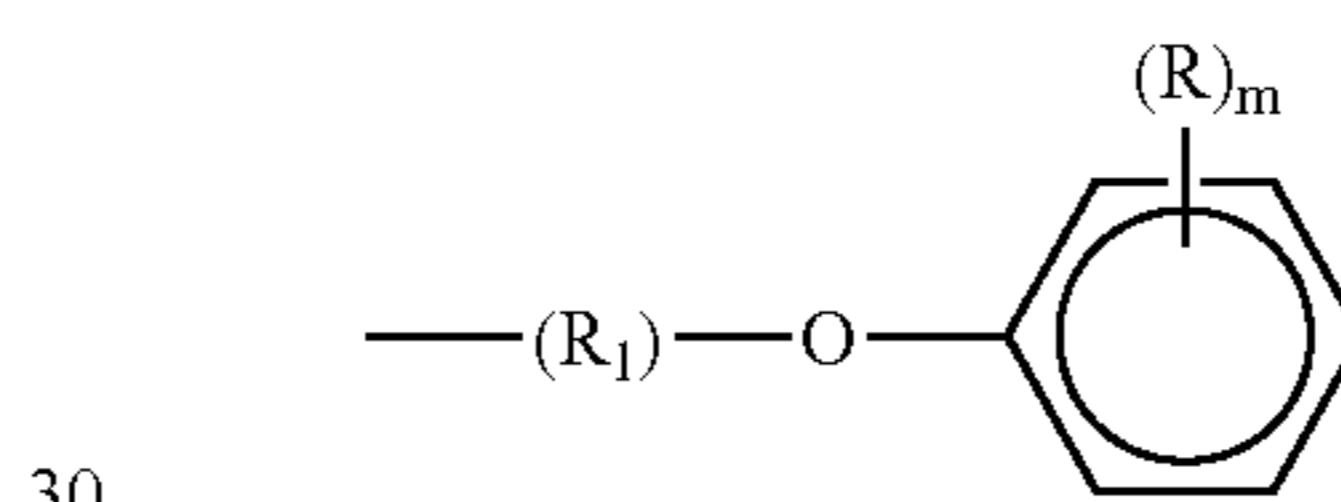


where  $Z$  is



and

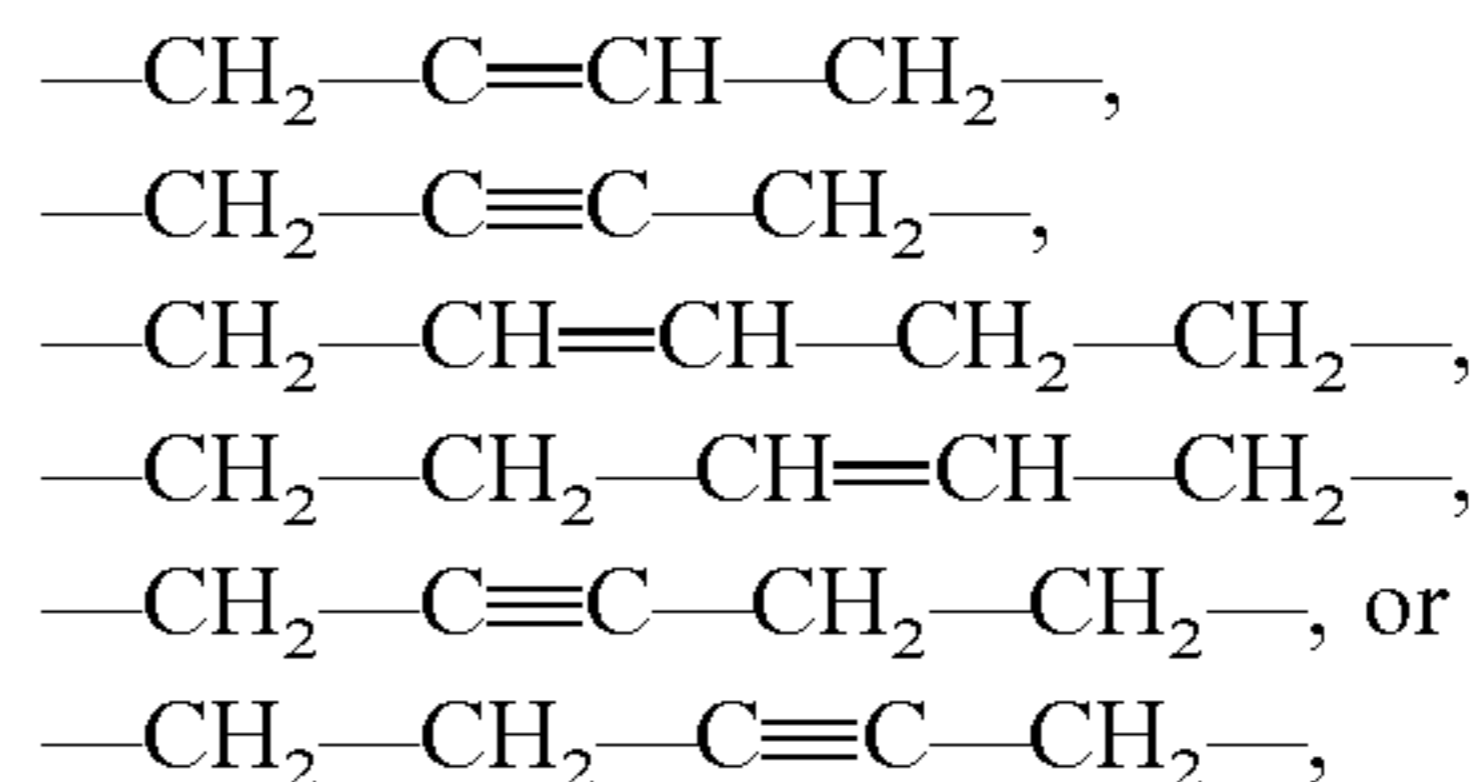
$Y_2$  is selected from the group consisting of:



in which  $(R_1)$  is  $R_{20}$ ,  $R_{21}$  or  $R_{22}$ , wherein:

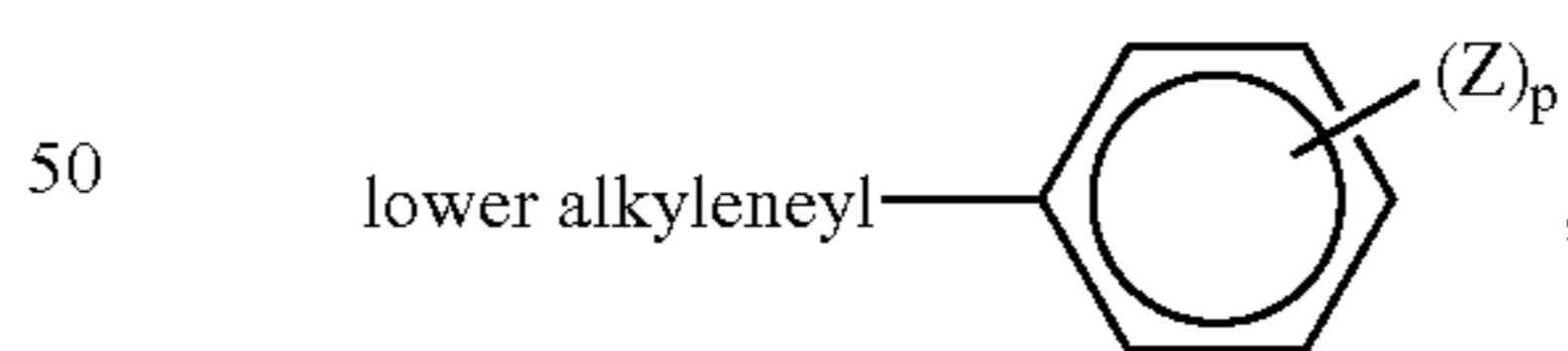
$R_{20}$  is  $-(\text{CH}_2)_n-$  where  $n$  is 2, 3, 4, or 5;

$R_{21}$  is

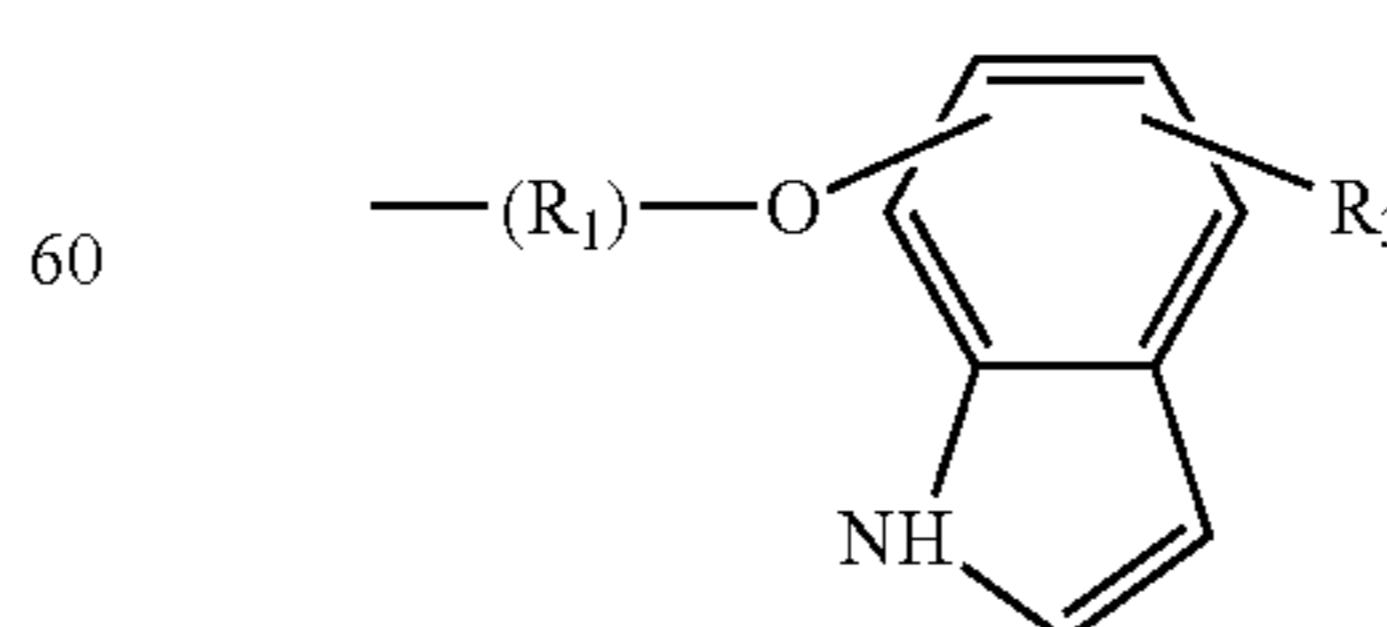


the  $-\text{CH}=\text{CH}-$  bond being cis or trans;

$R_{22}$  is  $R_{20}$  or  $R_{21}$  in which one or more carbon atoms of  $R_{20}$  or  $R_{21}$  are substituted by at least one  $\text{C}_1-\text{C}_6$  linear alkyl group, phenyl group or

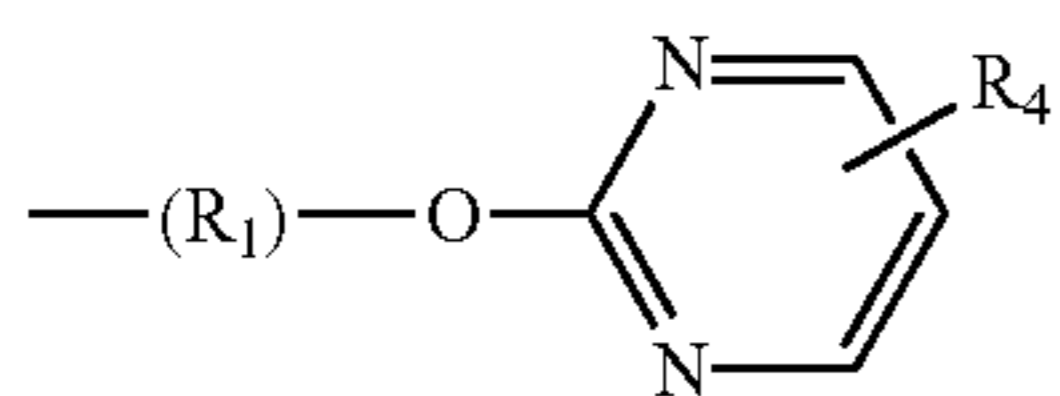


where  $Z_1$  is lower alkyl,  $-\text{OH}$ , lower alkoxy,  $-\text{CF}_3$ ,  $-\text{NO}_2$ ,  $-\text{NH}_2$  or halogen; and  $R$  and  $m$  are as defined hereinafter;



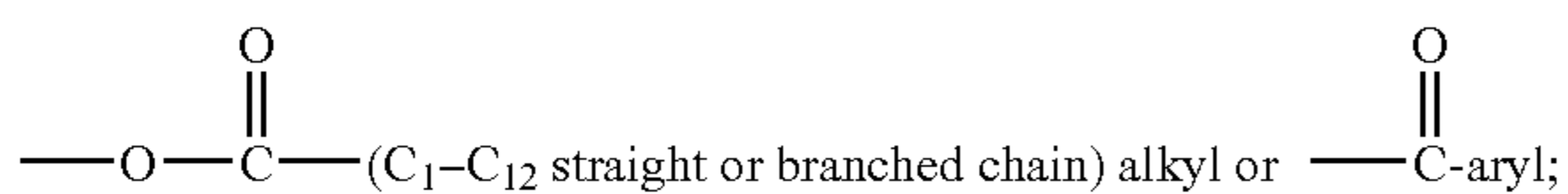
where  $R_1$  is as previously defined, and  $R_3$  is hydrogen or  $-\text{OCH}_3$ ;

7

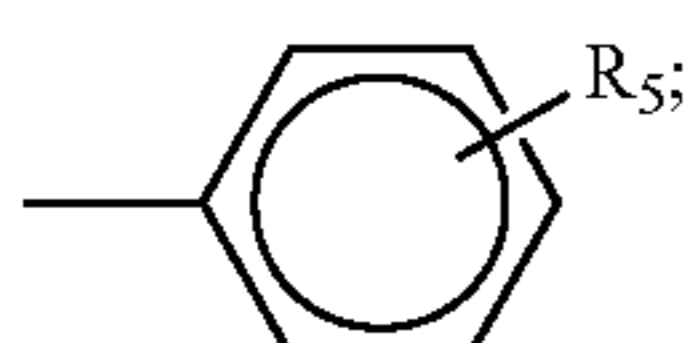


where R<sub>1</sub> is as previously defined; and

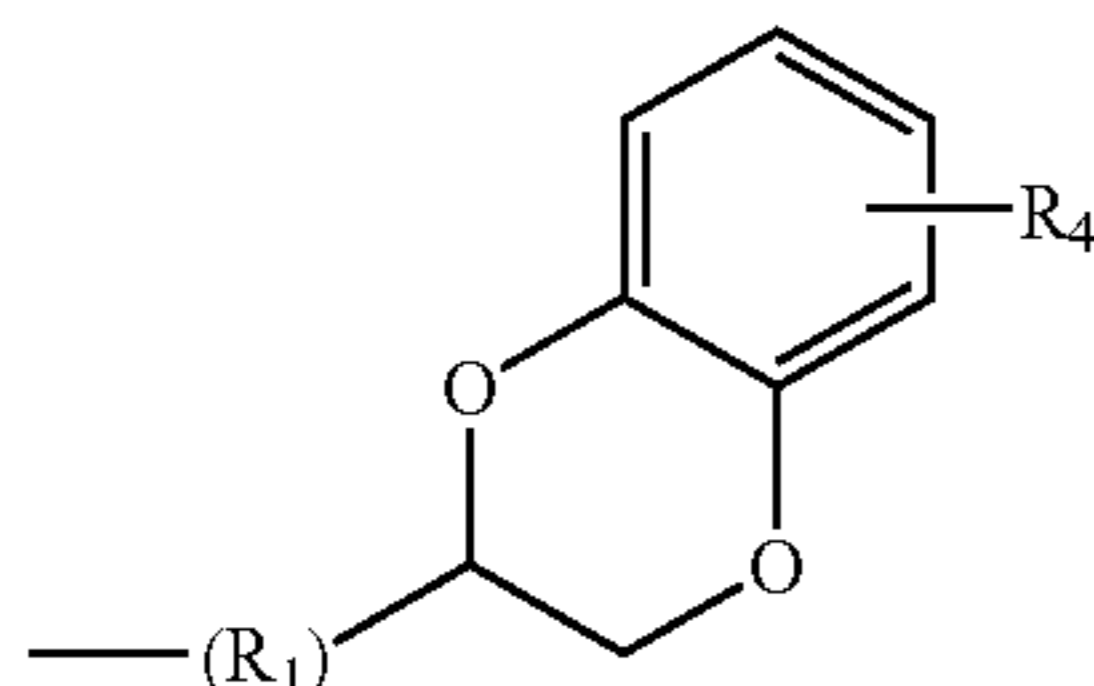
R<sub>4</sub> is hydrogen, lower alkyl, lower alkoxy, hydroxy, amino, mono- or dialkylamino, C<sub>1</sub>-C<sub>3</sub> acyl amino, C<sub>1</sub>-C<sub>6</sub> alkanoyl, trifluoromethyl, chlorine, fluorine, bromine,



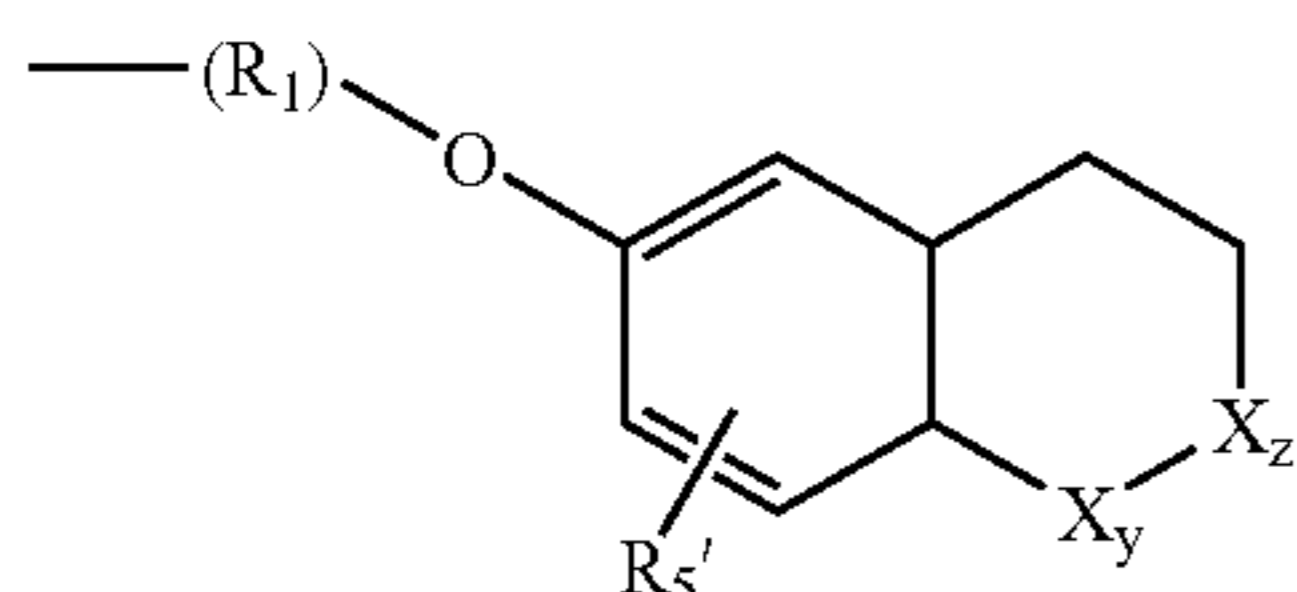
in which aryl is phenyl or



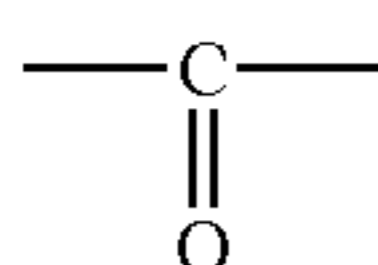
where R<sub>5</sub> is hydrogen, lower alkyl, lower alkoxy, hydroxy, chlorine, fluorine, bromine, iodine, lower monoalkylamino, lower dialkylamino, nitro, cyano, trifluoromethyl, trifluoromethoxy;



where R<sub>1</sub> and R<sub>4</sub> are as previously defined;



where either one of X<sub>y</sub> or X<sub>z</sub> is

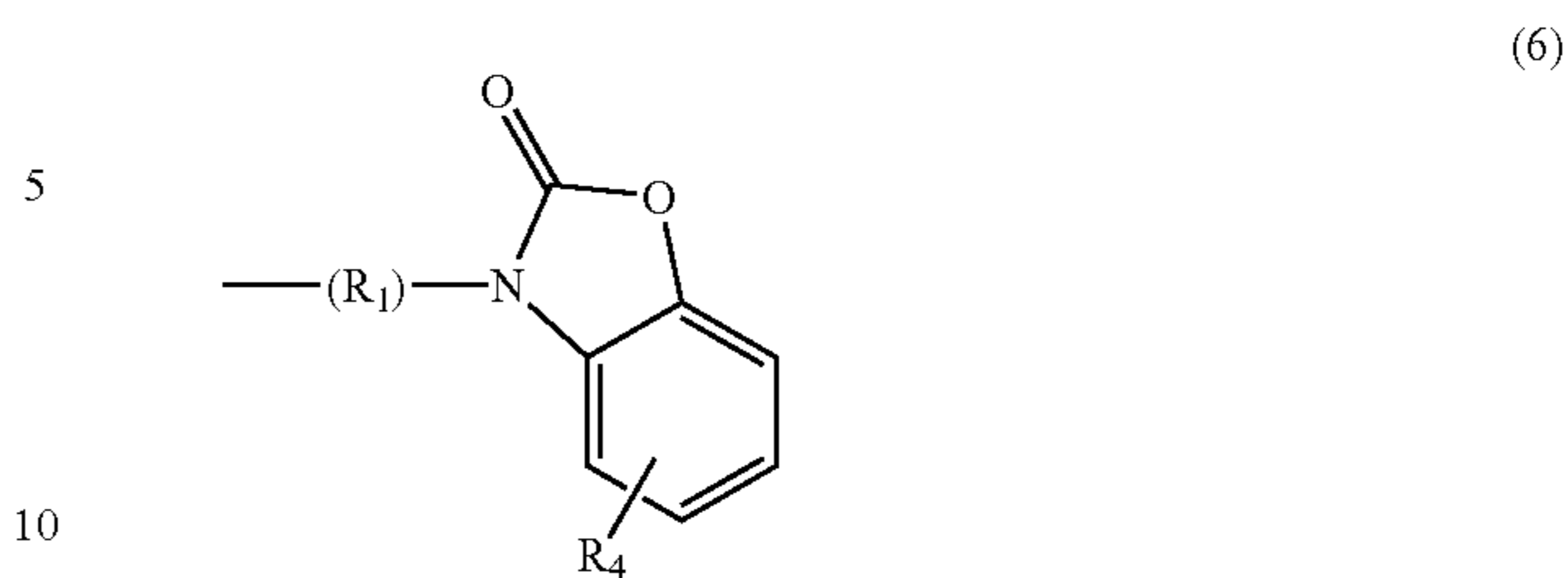


and the other is —CH<sub>2</sub>—; and

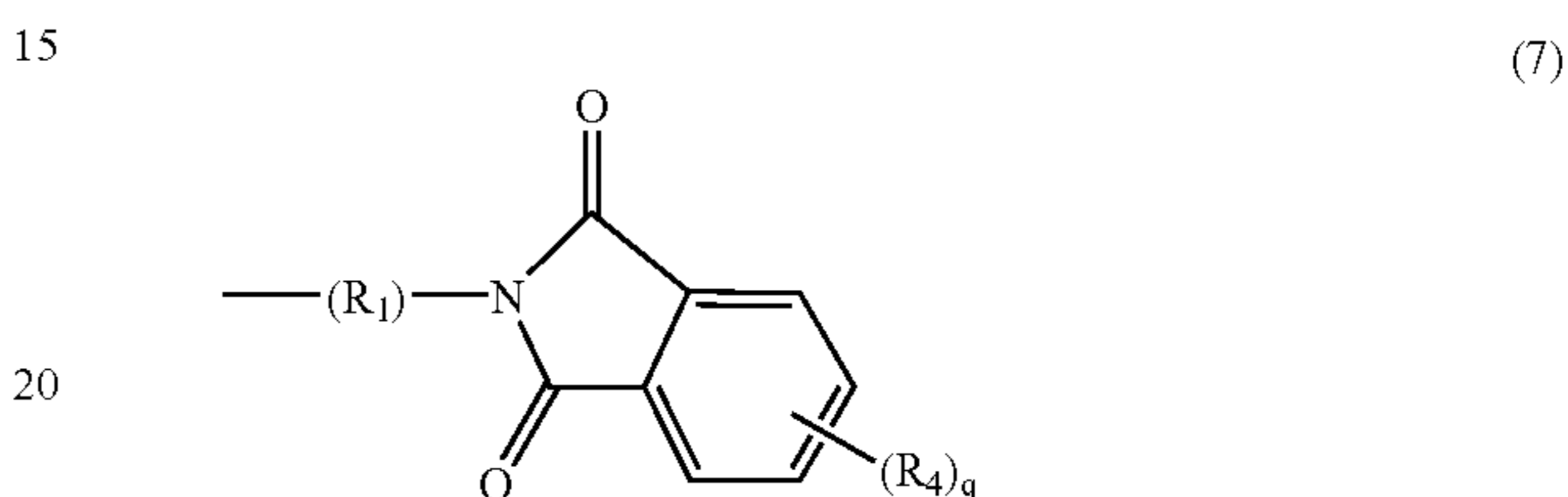
R<sub>5</sub>' is hydrogen, lower alkyl, lower alkoxy, chlorine, fluorine, or bromine; and

8

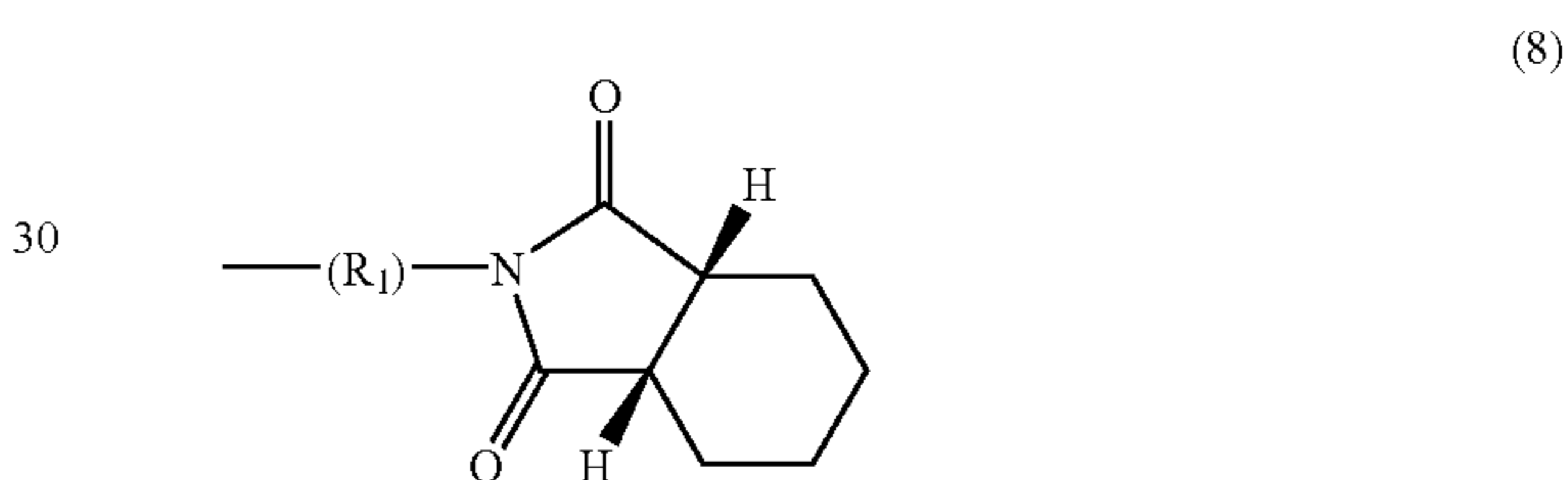
R<sub>1</sub> is as previously defined;



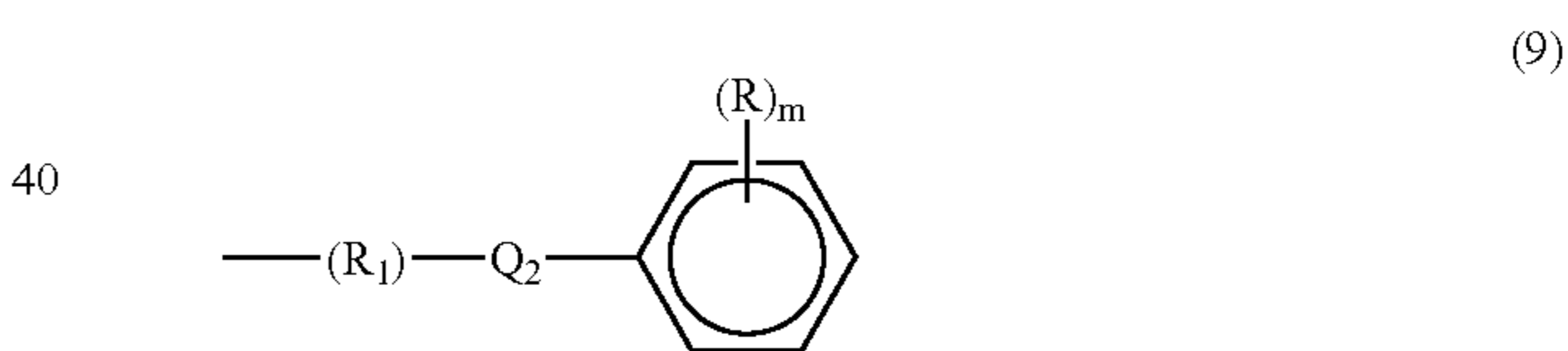
where R<sub>1</sub> and R<sub>4</sub> are as previously defined;



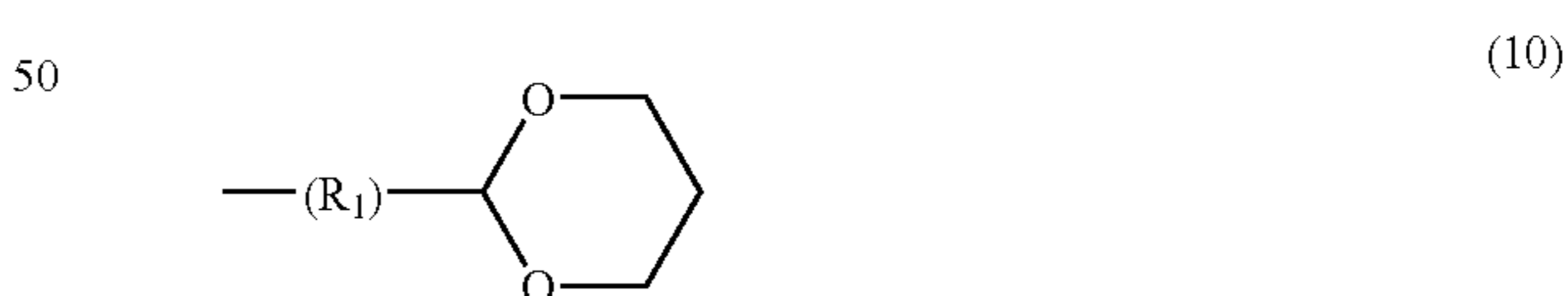
where q is 1, 2, 3 or 4, and R<sub>1</sub> and R<sub>4</sub> are as previously defined;



where R<sub>1</sub> is as previously defined;



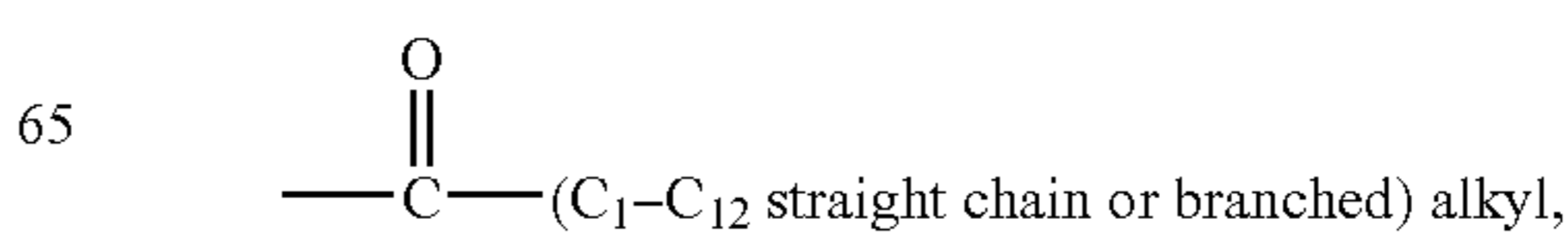
where R<sub>1</sub> is as previously defined; Q<sub>2</sub> is S, NH, or —CH<sub>2</sub>—; and R and m are as defined hereinafter;



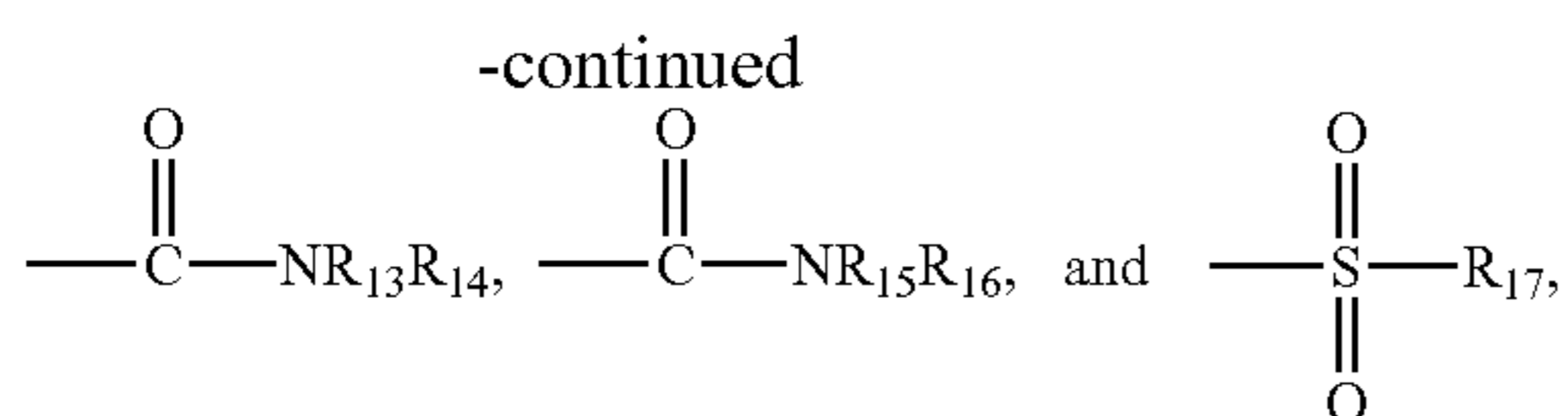
where R<sub>1</sub> is as previously defined;



where R<sub>12</sub> is selected from the group consisting of: hydrogen,



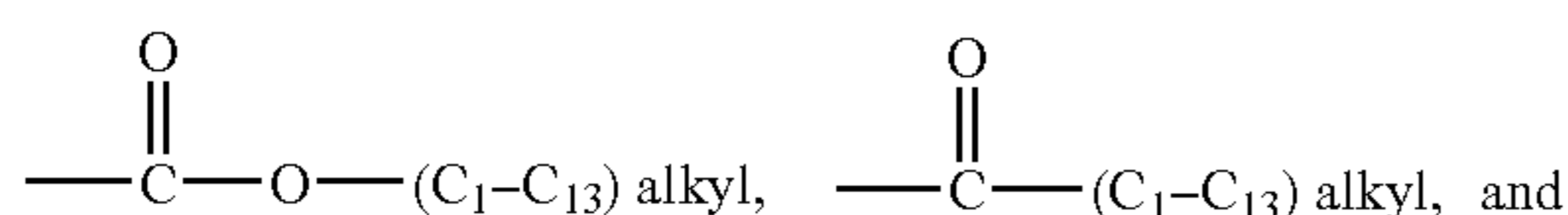
9



where R<sub>13</sub> is selected from the group consisting of hydrogen and (C<sub>1</sub>-C<sub>12</sub>) alkyl groups;  
 where R<sub>14</sub> is selected from the group consisting of hydrogen and (C<sub>1</sub>-C) alkyl groups;  
 where NR<sub>15</sub>R<sub>16</sub> taken together form a ring structure selected from the group consisting of piperidinyl, morpholinyl and piperazinyl;  
 where R<sub>17</sub> is selected from the group consisting of lower alkyl and aryl groups;



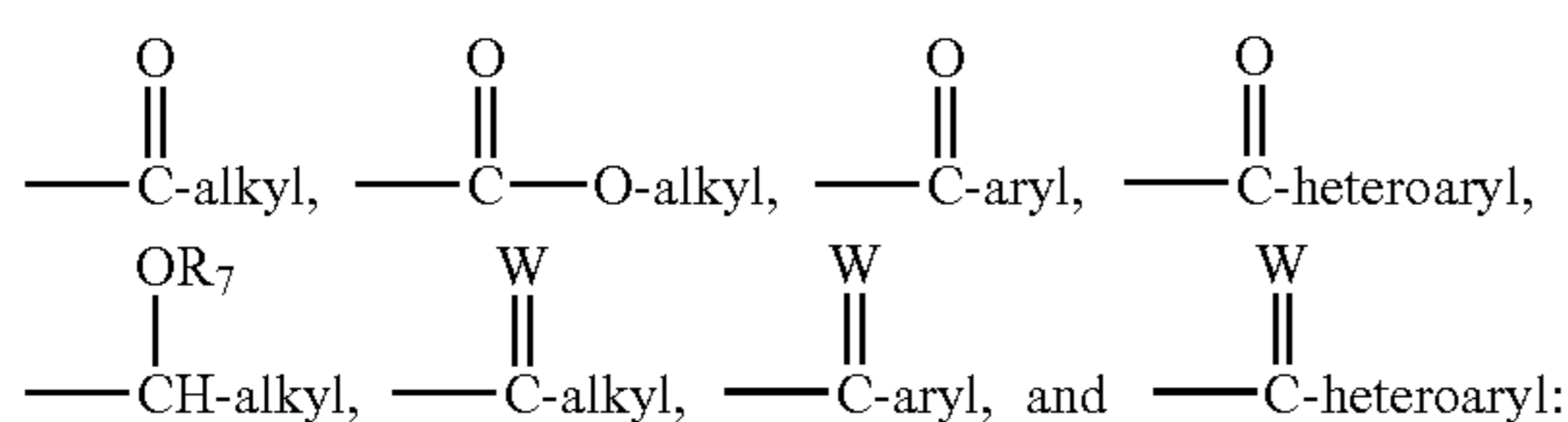
where R<sub>18</sub> and R<sub>19</sub> are independently selected from the group consisting of:  
 hydrogen,  
 (C<sub>1</sub>-C<sub>12</sub> straight or branched chain) alkyl,



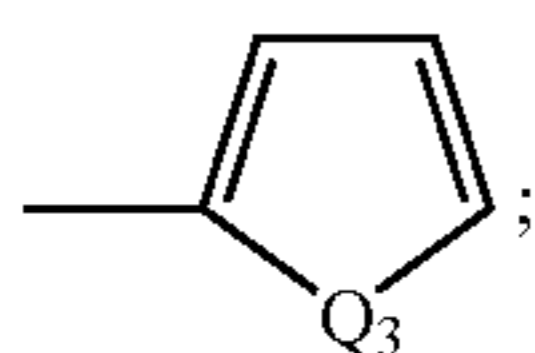
where NR<sub>18</sub>R<sub>19</sub> taken together form a ring structure selected from the group consisting of piperidinyl, morpholinyl and piperazinyl;



where R<sub>1</sub> and R<sub>12</sub> are as previously defined;  
 R is hydrogen, lower alkyl, lower alkoxy, hydroxyl, carboxyl, chlorine, fluorine, bromine, iodine, amino, lower mono or dialkylamino, nitro, lower alkyl thio, trifluoromethoxy, cyano, acylamino, trifluoromethyl, trifluoroacetyl, aminocarbonyl, monoalkylaminocarbonyl, dialkylaminocarbonyl, formyl,



alkyl is lower alkyl;  
 aryl is as previously defined;  
 heteroaryl is



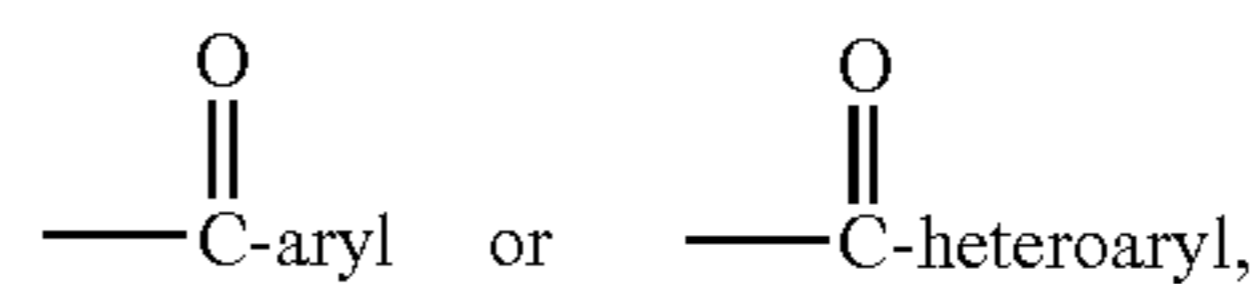
Q<sub>3</sub> is ---O---, ---S---,



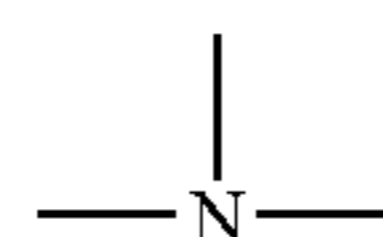
W is CH<sub>2</sub> or CHR<sub>6</sub> or N-R<sub>9</sub>;  
 R<sub>7</sub> is hydrogen, lower alkyl, or acyl;

10

R<sub>8</sub> is lower alkyl;  
 R<sub>9</sub> is hydroxy, lower alkoxy, or ---NHR<sub>10</sub>; and  
 R<sub>10</sub> is hydrogen, lower alkyl, C<sub>1</sub>-C<sub>3</sub> acyl, aryl,

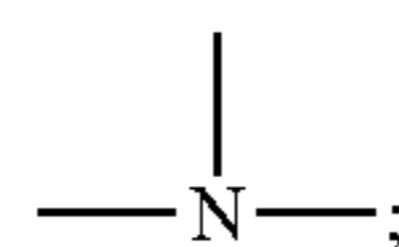


where aryl and heteroaryl are as defined above; and  
 m is 1, 2, or 3;  
 with the proviso that in formula (9) Z is not



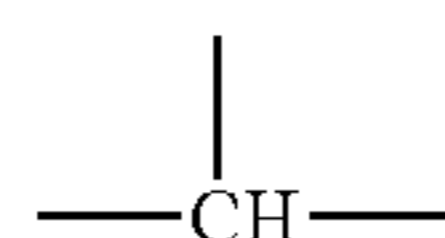
when X is ---S---, Q<sub>2</sub> is ---CH<sub>2</sub>---, Y is hydrogen, lower alkyl, lower alkoxy, halogen, hydroxy or trifluoromethyl, and p is 1 or 2;

with the proviso that in formula (4) R<sub>4</sub> is not H when R<sub>1</sub> is R<sub>20</sub>, Z is not

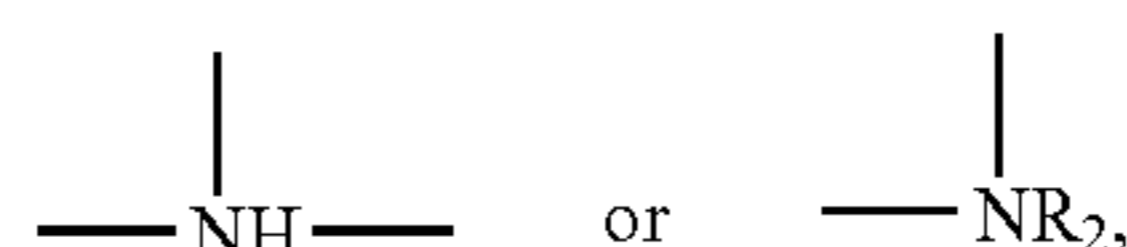


X is ---S---, Y is hydrogen, halogen, lower alkyl, lower alkoxy, hydroxy or trifluoromethyl, and p is 1 or 2;

with the proviso that in formula (9) Z is not

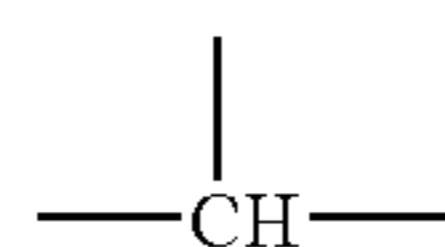


when X is



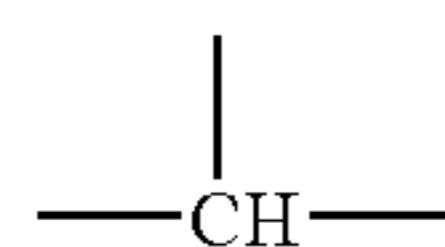
Y is hydrogen, halogen, lower alkyl, lower alkoxy, hydroxy or trifluoromethyl and Q<sub>2</sub> is ---CH<sub>2</sub>---;

with the proviso that in formula (9) Z is not



when X is ---O---, Q<sub>2</sub> is ---CH<sub>2</sub>---, Y is hydrogen, lower alkyl, lower alkoxy, hydroxy or halogen, and p is 1 or 2;

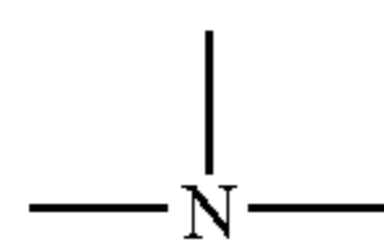
with the proviso that in formula (9) Z is not



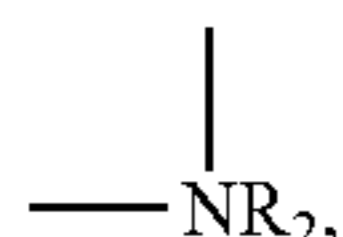
when X is ---S---, Q<sub>2</sub> is ---CH<sub>2</sub>---, Y is hydrogen, halogen, lower alkyl, lower alkoxy or hydroxy, p is 1 or 2, R is hydrogen, and m is 1;

## 11

with the proviso that in formula (9) Z is not

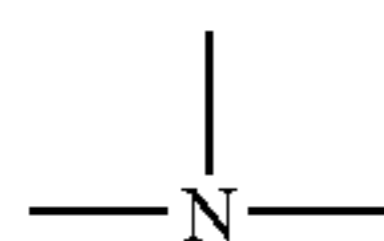


when X is

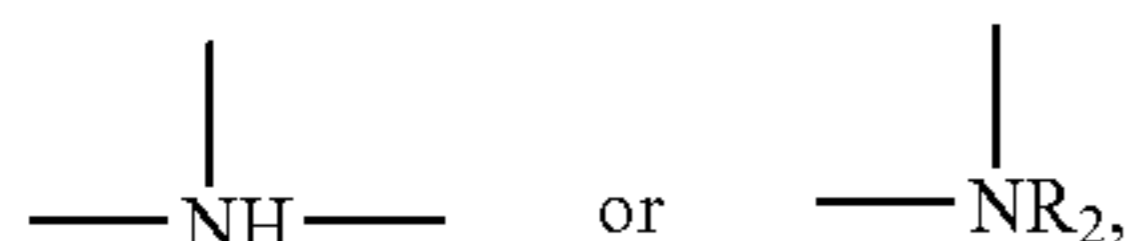


Q<sub>2</sub> is —CH<sub>2</sub>—, R is chlorine, fluorine, bromine, iodine, lower alkyl, lower alkoxy, lower alkyl thio, lower mono- or dialkylamino, amino, cyano, hydroxy, trifluoromethyl; R<sub>2</sub> is aryl; Y is hydrogen, halogen, lower alkyl, lower alkoxy or hydroxy, p is 1 or 2;

with the proviso that in formula (9) Z is not

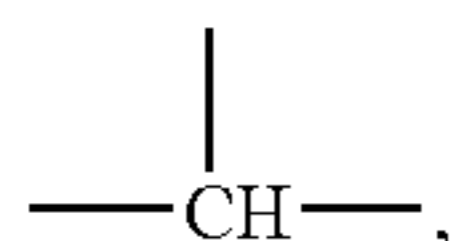


when X is



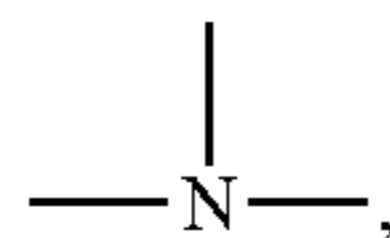
where R<sub>2</sub> is lower alkyl, aryl lower alkyl, or phenylsulfonyl, Y is hydrogen, halogen, lower alkyl, lower alkoxy or hydroxy, p is 1 or 2 and Q<sub>2</sub> is —CH<sub>2</sub>—;

with the proviso that Y<sub>2</sub> is not the moiety of formula (8) when Z is



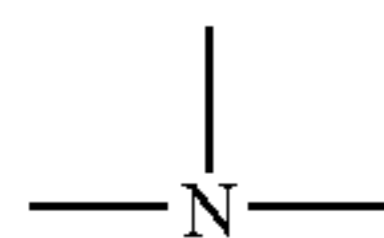
X is O, p is 1, and Y is hydrogen, lower alkyl, lower alkoxy, chlorine, fluorine, bromine, iodine or a hydroxyl group;

with the proviso that in formula (1) Z is not



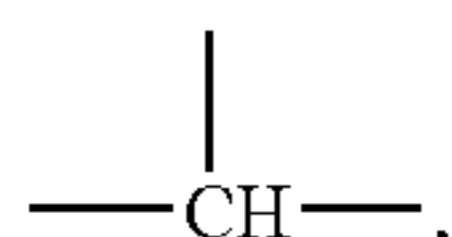
when X is O or S, Y is hydrogen, R is hydrogen, C<sub>1</sub>–C<sub>4</sub> alkyl, chlorine, fluorine, bromine, iodine, cyano, C<sub>1</sub>–C<sub>4</sub> alkoxy, aryl, —COOR<sub>23</sub> where R<sub>23</sub> is C<sub>1</sub>–C<sub>4</sub> alkyl;

with the proviso that in formula (1) Z is not



when X is —S—, R<sub>1</sub> is R<sub>20</sub>, R is H, and m=1;

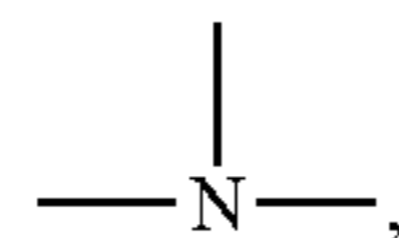
with the proviso that in formula (7) R<sub>4</sub> is not hydrogen when Y is 6-F, X is —O—, Z is



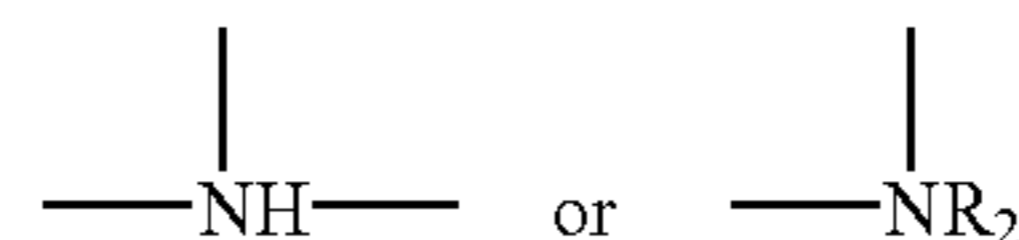
and n is 2, 3 or 4;

## 12

with the proviso that in formula (11) R<sub>12</sub> is not H when Z is

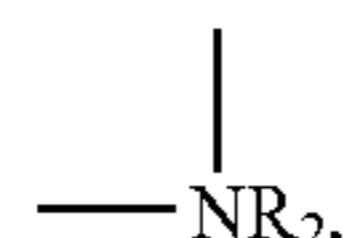


X is

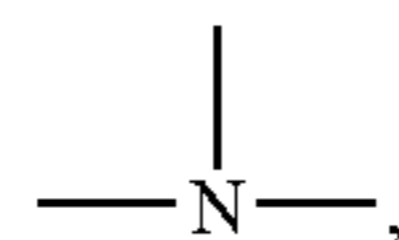


where R<sub>2</sub> is lower alkyl, aryl lower alkyl, or phenylsulfonyl Y is hydrogen, lower alkyl, lower alkoxy, chlorine, fluorine, bromine, iodine or a hydroxyl group and p is 1 or 2;

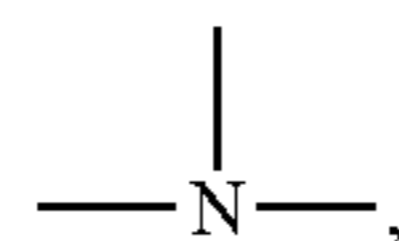
with the proviso that in formula (11), R<sub>12</sub> is not H when X is



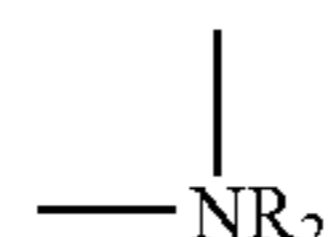
where R<sub>2</sub> is phenyl, Z is



and Y is hydrogen, lower alkyl, lower alkoxy, chlorine, fluorine, bromine, iodine or a hydroxyl group; with the proviso that in formula (12), R<sub>18</sub> and R<sub>19</sub> are not lower alkyl when Z is

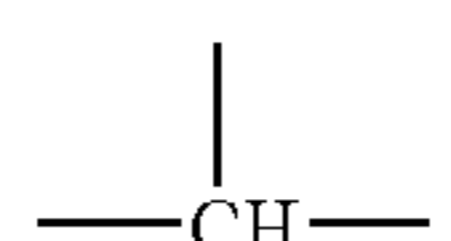


X is



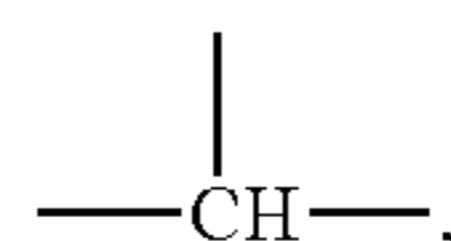
and R<sub>2</sub> is aryl and Y is hydrogen, lower alkyl, lower alkoxy, chlorine, fluorine, bromine, iodine or a hydroxyl group;

with the proviso that in formula (12), when X is —O—, Z is



and Y is hydrogen, lower alkyl, lower alkoxy, chlorine, fluorine, bromine, iodine or a hydroxyl group, R<sub>18</sub> and R<sub>19</sub> are not lower alkyl;

with the proviso that in formula (12), R<sub>18</sub> and R<sub>19</sub> are not hydrogen when R<sub>1</sub> is R<sub>20</sub>, Z is



X is —O—, and Y is 6-F;

all geometric optical and stereoisomers thereof, or a pharmaceutically acceptable acid addition salt thereof.

## 13

This invention also provides a pharmaceutical composition, which comprises a compound of the invention and a pharmaceutically acceptable carrier therefor. In one embodiment of the invention, the pharmaceutical composition is an antipsychotic composition comprising a compound of the invention in an amount sufficient to produce an antipsychotic effect.

In addition, this invention provides a method of treating psychoses, which comprises administering to a patient a pharmaceutically effective amount of a compound of the invention.

Finally, this invention provides a method of alleviating pain by administering to a patient a pain-relieving amount of a compound of the invention.

DETAILED DESCRIPTION OF THE  
PREFERRED EMBODIMENT

The compounds of this invention are useful as antipsychotic drugs and as analgesic agents. The compounds of the invention can contain a variety of different substituents and chemical groups. As used herein, when the term "lower" is mentioned in connection with the description of a particular group, the term means that the group it is describing contains from 1 to 6 carbon atoms.

The term "alkyl" as used herein refers to a straight or branched chain hydrocarbon group containing no unsaturation, for example, methyl, ethyl, isopropyl, 2-butyl, neopentyl, or n-hexyl.

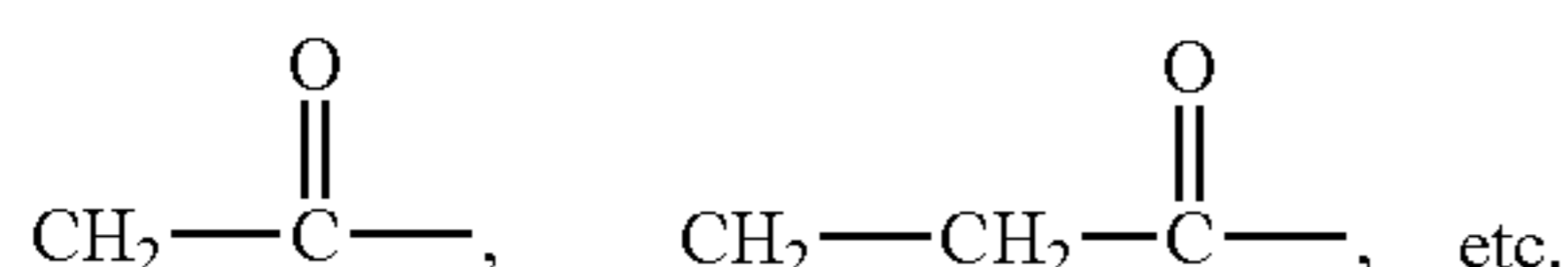
The term "alkoxy" as used herein refers to a monovalent substituent comprising an alkyl group linked through an ether oxygen having its free valence bond from the ether oxygen, e.g. methoxy, ethoxy, propoxy, butoxy, or pentoxy.

The term "alkylene" as used herein refers to a bivalent radical of a lower branched or unbranched alkyl group having valence bonds on two terminal carbons thereof, for example, ethylene ( $-\text{CH}_2\text{CH}_2-$ ), propylene ( $-\text{CH}_2\text{CH}_2\text{CH}_2-$ ), or isopropylene



The term "cycloalkyl" refers to a saturated hydrocarbon group possessing at least one carboxylic ring, the ring containing from 3 to 10 carbon atoms such as cyclopropyl, cyclobutyl, cyclopentyl, cyclohexyl, cycloheptyl, cyclodecyl and the like.

The term "alkanoyl" refers to the radical formed by removal of the hydroxyl function from an alkanic acid. More particularly, the term "alkanoyl" as used herein refers to an alkyl carbonyl moiety containing from 2 to 11 carbon atoms, e.g.



Examples of alkanoyl groups are formyl, acetyl, propionyl, 2,2-dimethylacetyl, hexanoyl, octanoyl, decanoyl, and the like.

The term "alkanoic acid" refers to a compound formed by combination of a carboxyl group with a hydrogen atom or alkyl group. Examples of alkanic acids are formic acid, acetic acid, propanoic acid, 2,2-dimethylacetic acid, hexanoic acid, octanoic acid, decanoic acid, and the like.

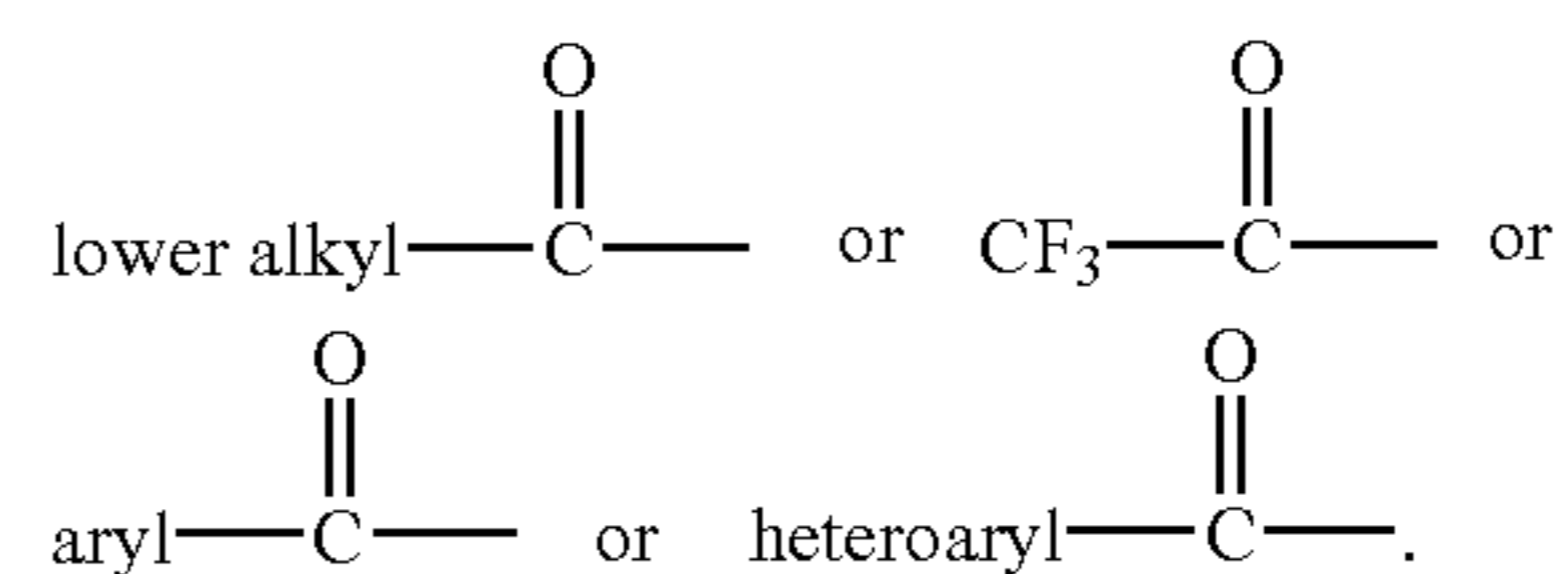
The term "aryl lower alkyl" refers to compounds wherein "aryl" and "loweralkyl" are as defined above.

## 14

The term "lower alkylthio" refers to a monovalent substituent having the formula lower alkyl-S—.

The term "phenylsulfonyl" refers to a monovalent substituent having the formula phenyl-SO<sub>2</sub>—.

The term "acyl" refers to a substituent having the formula



The term "lower monoalkylamino" refers to a monosubstituted derivative of ammonia, wherein a hydrogen of ammonia is replaced by a lower alkyl group.

The term "lower dialkylamino" refers to a disubstituted derivative of ammonia, wherein two hydrogens of ammonia are replaced by lower alkyl groups.

The term "acylamino" refers to a primary or secondary amine, wherein a hydrogen of the amine is replaced by an acyl group, where acyl is as previously defined.

The term "dialkylaminocarbonyl" refers to a derivative of an acid, wherein the hydroxyl group of the acid is replaced by a lower dialkylamino group.

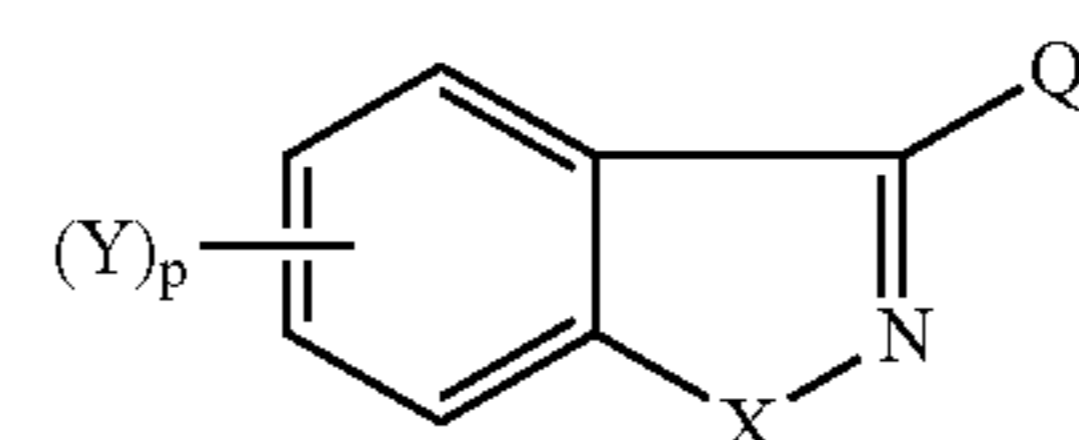
The term "aroyl" refers to a disubstituted carbonyl, wherein at least one substituent is an aryl group, where "aryl" is as previously defined.

Unless otherwise indicated, the term "halogen" as used herein refers to a member of the halogen family selected from the group consisting of fluorine, chlorine, bromine, and iodine.

Throughout the specification and appended claims, a given chemical formula or name shall encompass all geometric, optical and stereoisomers thereof where such isomers exist.

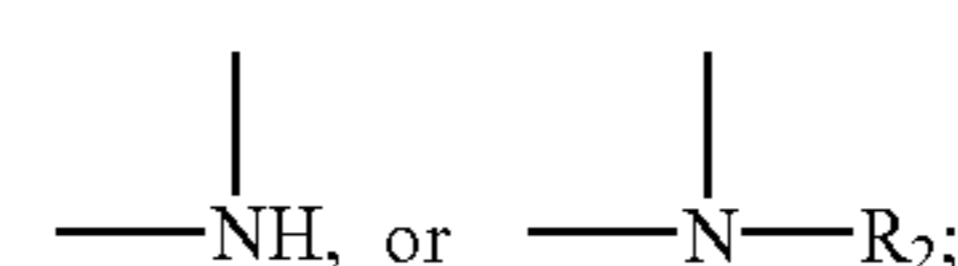
A. COMPOUNDS OF THE INVENTION

The compounds of this invention can be represented by the following formula:



(I)

wherein



R<sub>2</sub> is selected from the group consisting of lower alkyl, aryl, lower alkyl, aryl, cycloalkyl, aroyl, alkanoyl, and phenylsulfonyl groups;

p is 1 or 2;

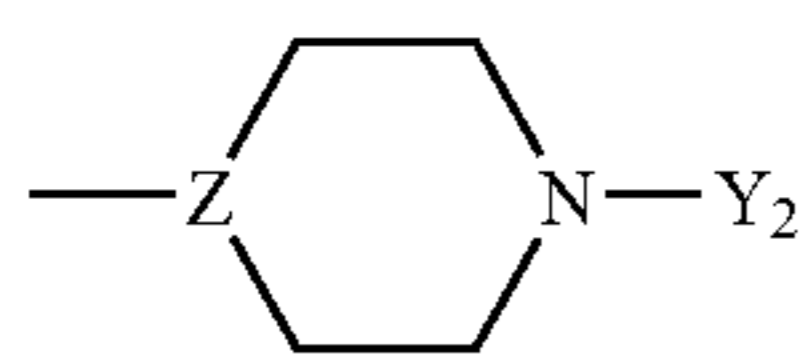
Y is hydrogen, lower alkyl, hydroxy, chlorine, fluorine, bromine, iodine, lower alkoxy, trifluoromethyl, nitro, or amino, when p is 1;

Y is lower alkoxy, hydroxy and halogen when p is 2 and X is —O—;

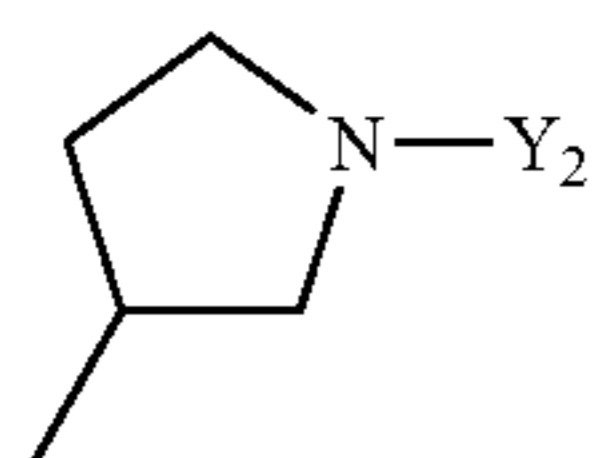


15

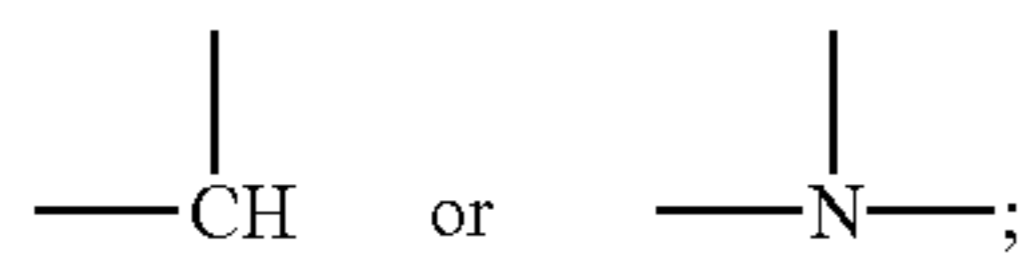
$Q_1$  is selected from the group consisting of:



and

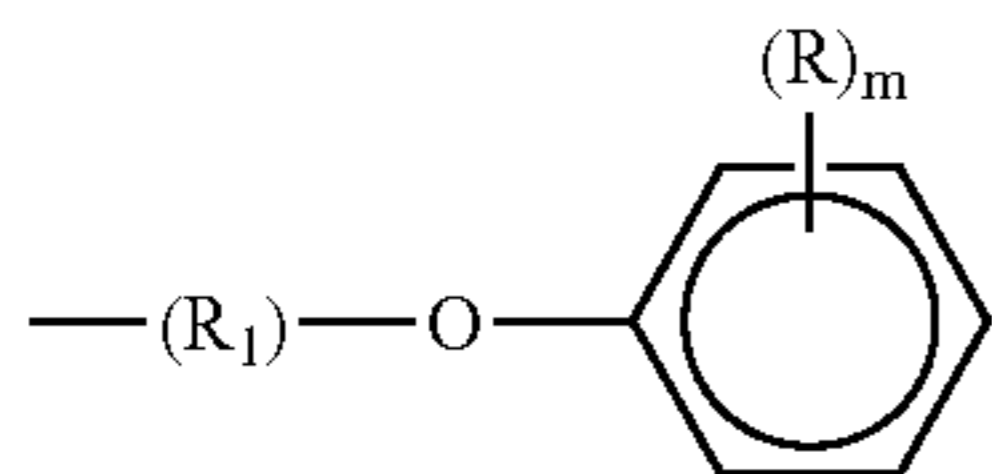


where Z is



and

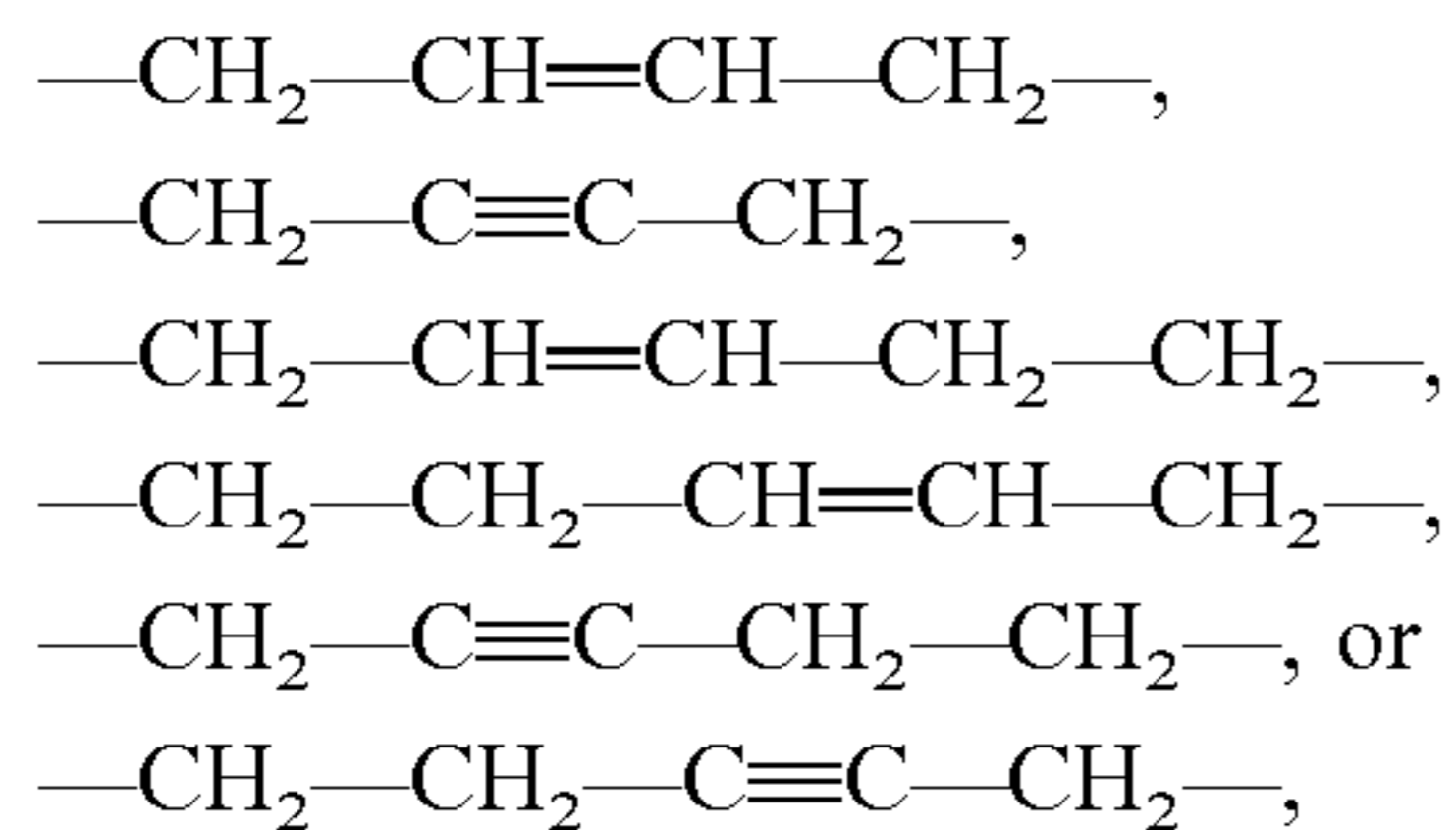
$Y_2$  is selected from the group consisting of:



in which  $(R_1)$  is  $R_{20}$ ,  $R_{21}$  or  $R_{22}$ , wherein:

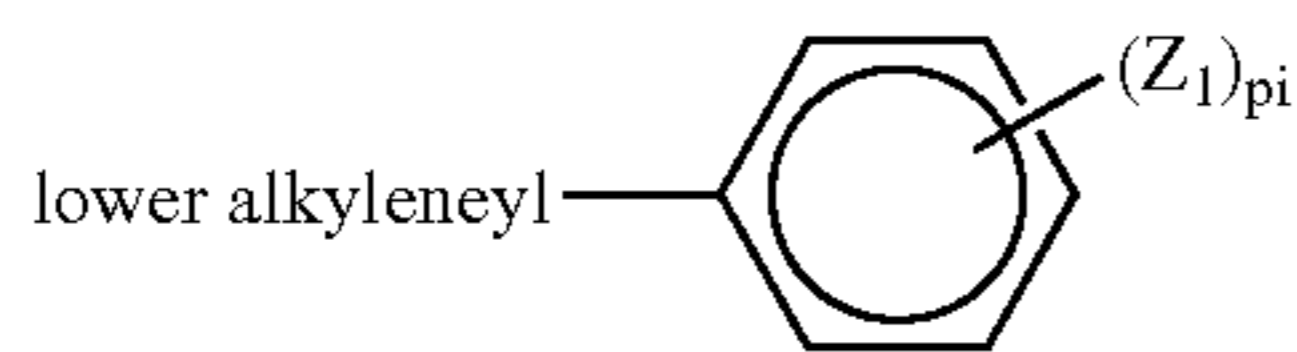
$R_{20}$  is  $-(CH_2)_n-$  where n is 2, 3, 4, or 5;

$R_{21}$  is



the  $-\text{CH}=\text{CH}-$  bond being cis or trans;

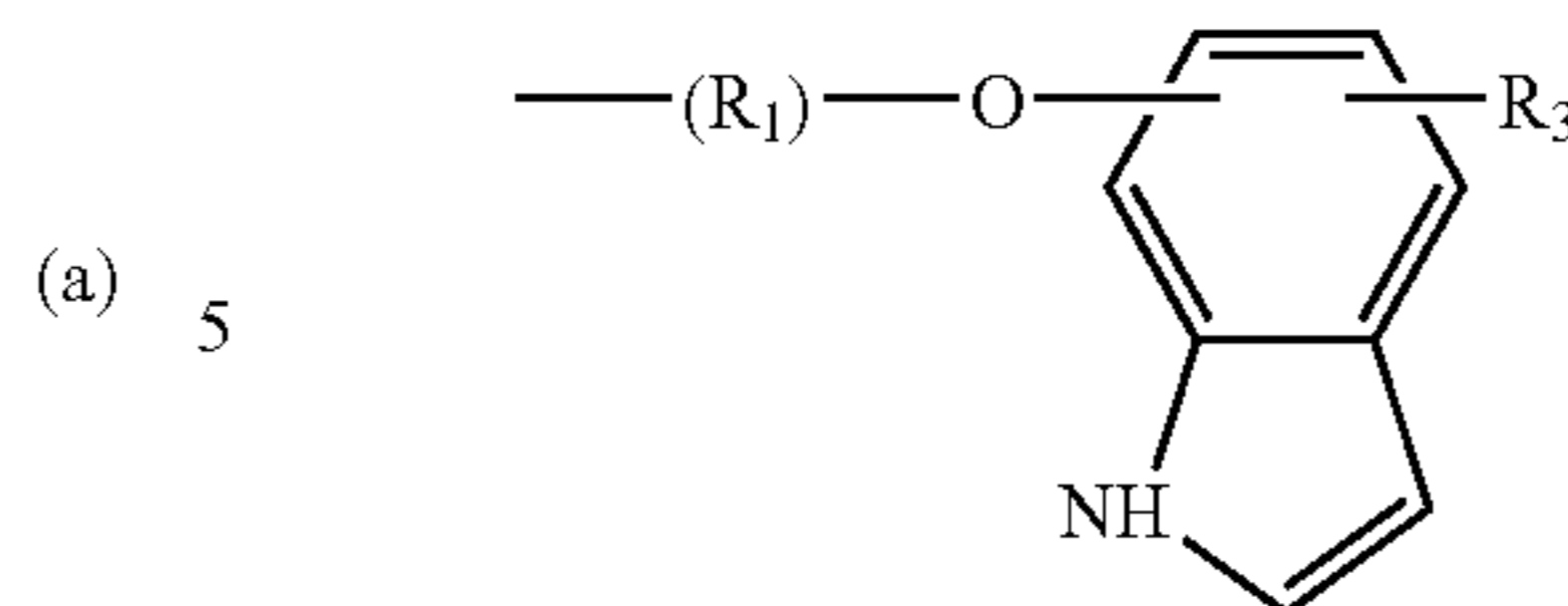
$R_{22}$  is  $R_{20}$  or  $R_{21}$  in which one or more carbon atoms of  $R_{20}$  or  $R_{21}$  are substituted by at least one  $C_1-C_6$  linear alkyl group, phenyl group or



where  $Z_1$  is lower alkyl,  $-\text{OH}$ , lower alkoxy,  $-\text{CF}_3$ ,  $-\text{NO}_2$ ,  $-\text{NH}_2$  or halogen; and R and m are as defined hereinafter;

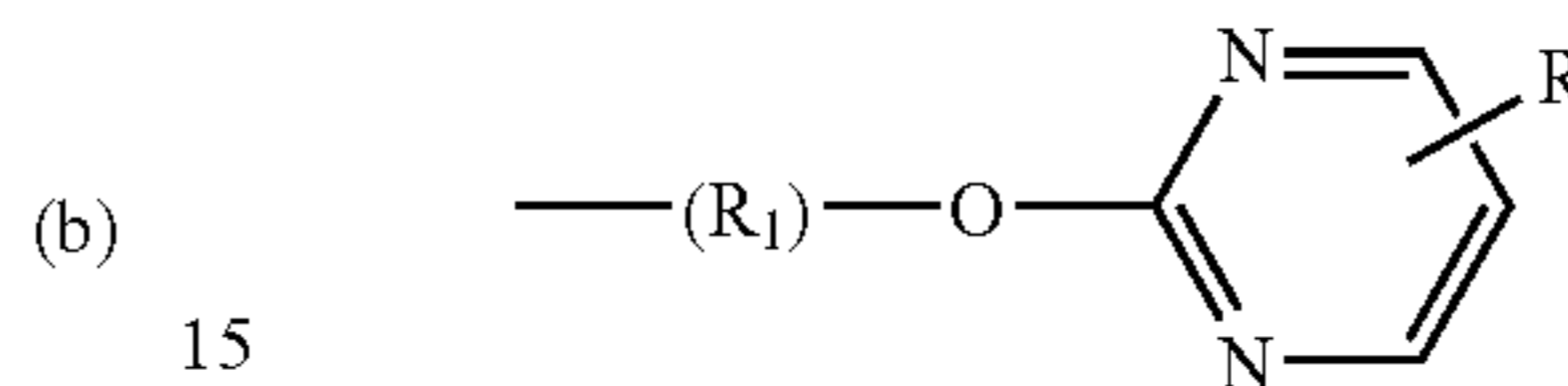
16

(2)

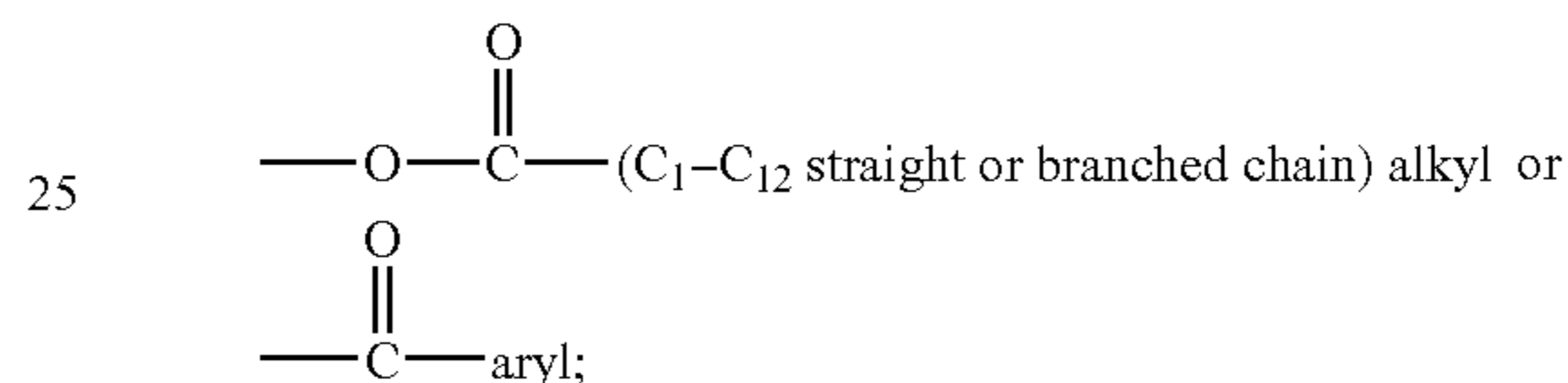


where  $R_1$  is as previously defined, and  $R_3$  is hydrogen or  $-\text{OCH}_3$ ;

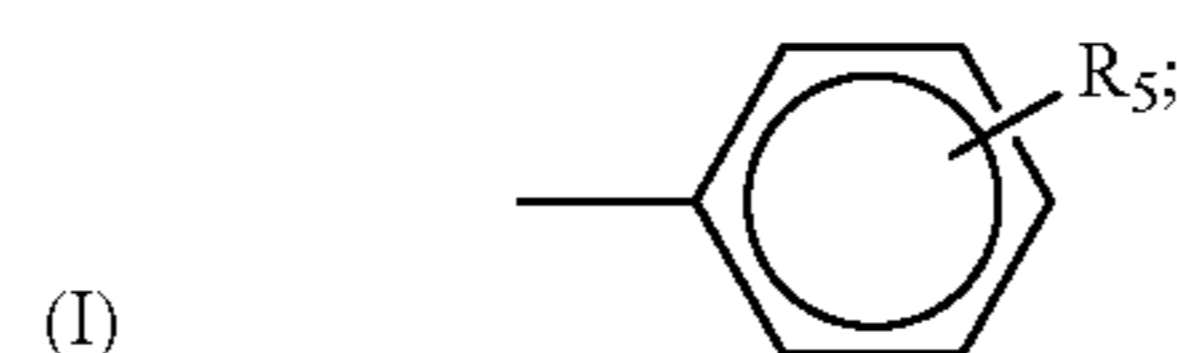
(3)



where  $R_1$  is as previously defined; and  $R_4$  is hydrogen, lower alkyl, lower alkoxy, hydroxy, amino, mono- or dialkylamino,  $C_1-C_3$  acyl amino,  $C_1-C_6$  alkanoyl, trifluoromethyl, chlorine, fluorine, bromine,

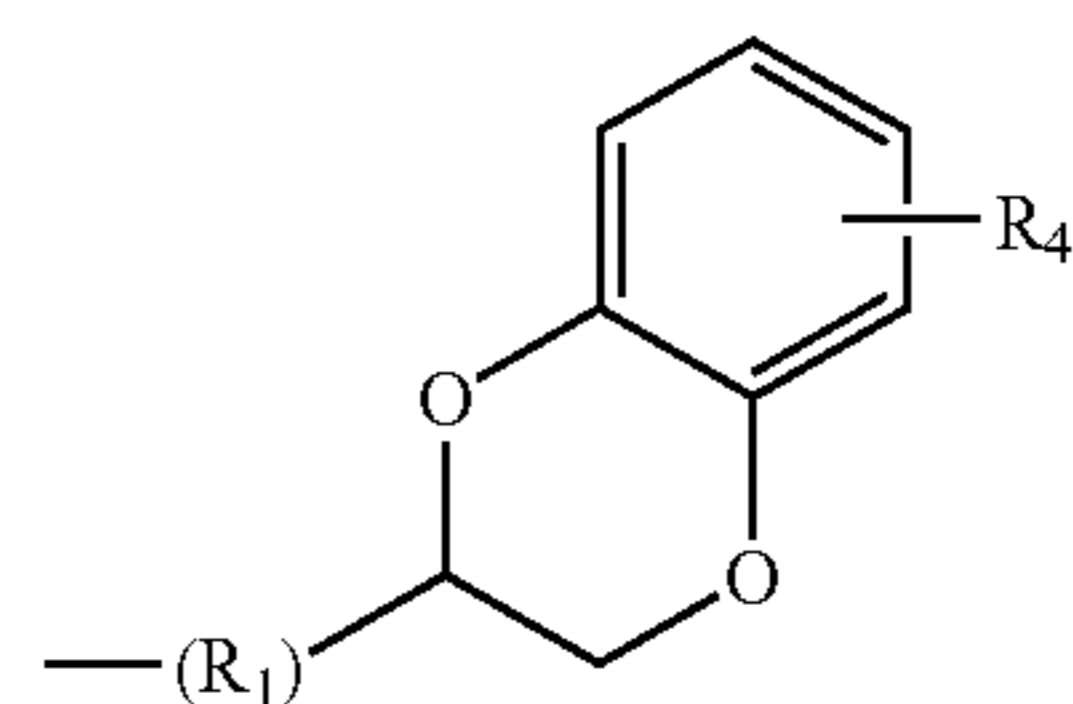


in which aryl is phenyl or



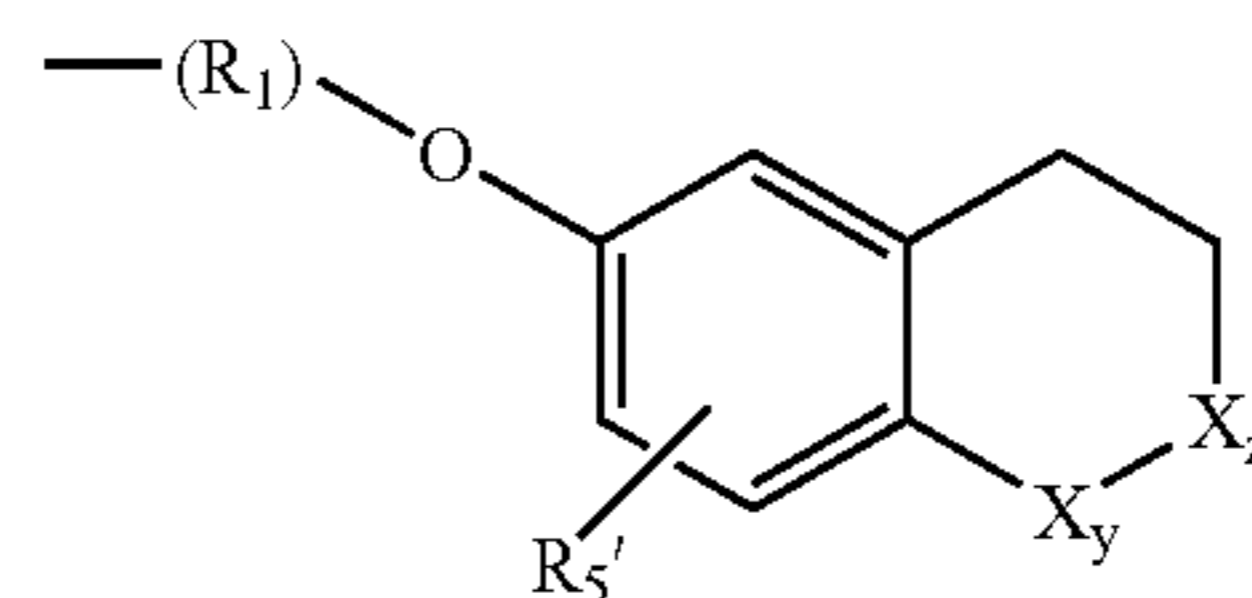
where  $R_5$  is hydrogen, lower alkyl, lower alkoxy, hydroxy, chlorine, fluorine, bromine, iodine, lower monoalkylamino, lower dialkylamino, nitro, cyano, trifluoromethyl, trifluoromethoxy;

(4)

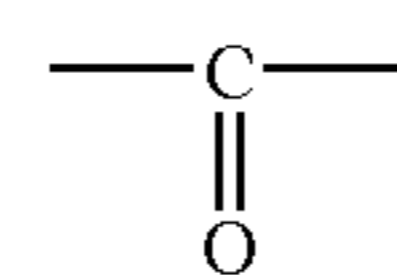


where  $R_1$  and  $R_4$  are as previously defined;

(5)



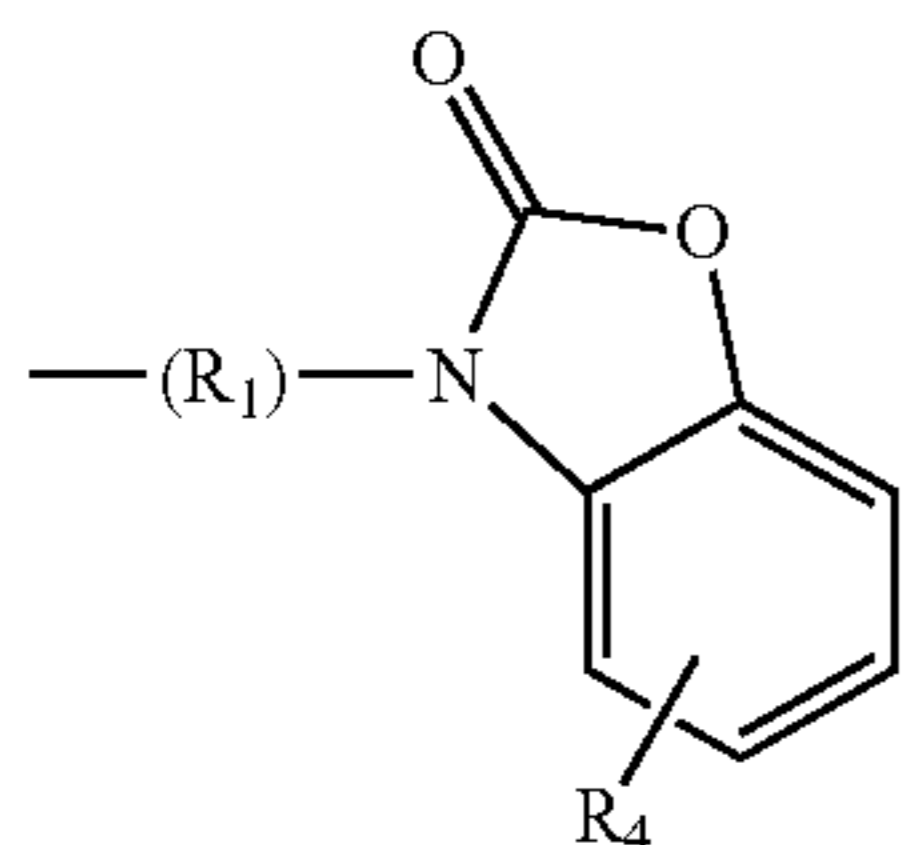
where either one of  $X_y$  or  $X_z$  is



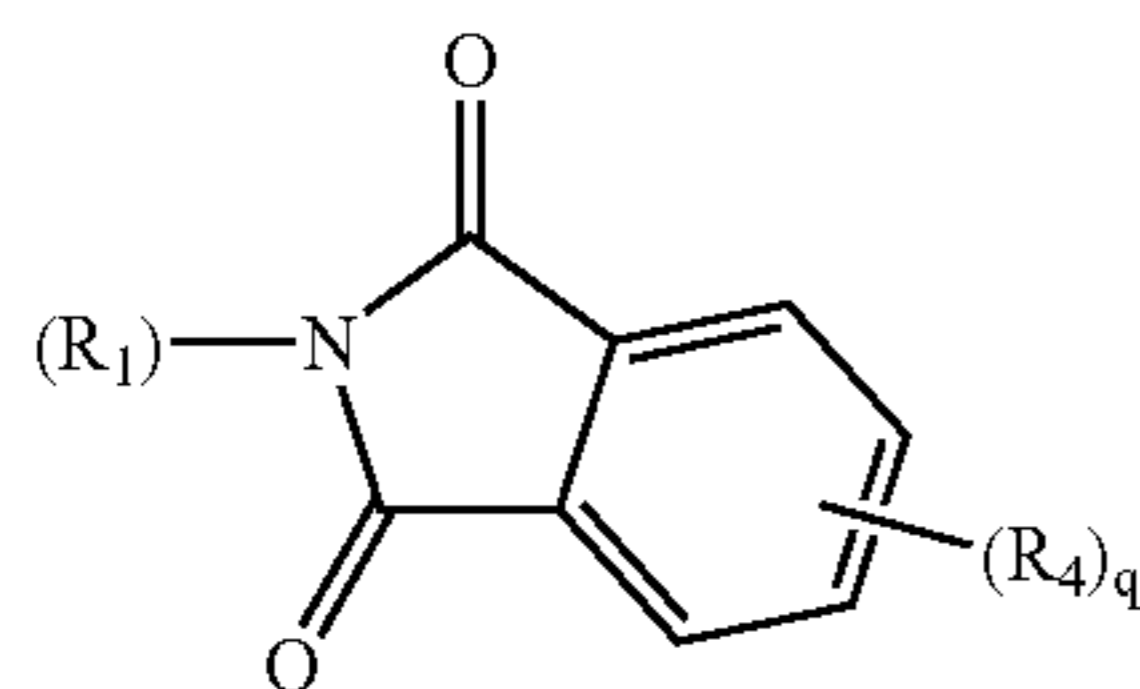
and the other is  $-\text{CH}_2-$ ; and  $R_5'$  is hydrogen, lower alkyl, lower alkoxy, chlorine, fluorine, or bromine; and

17

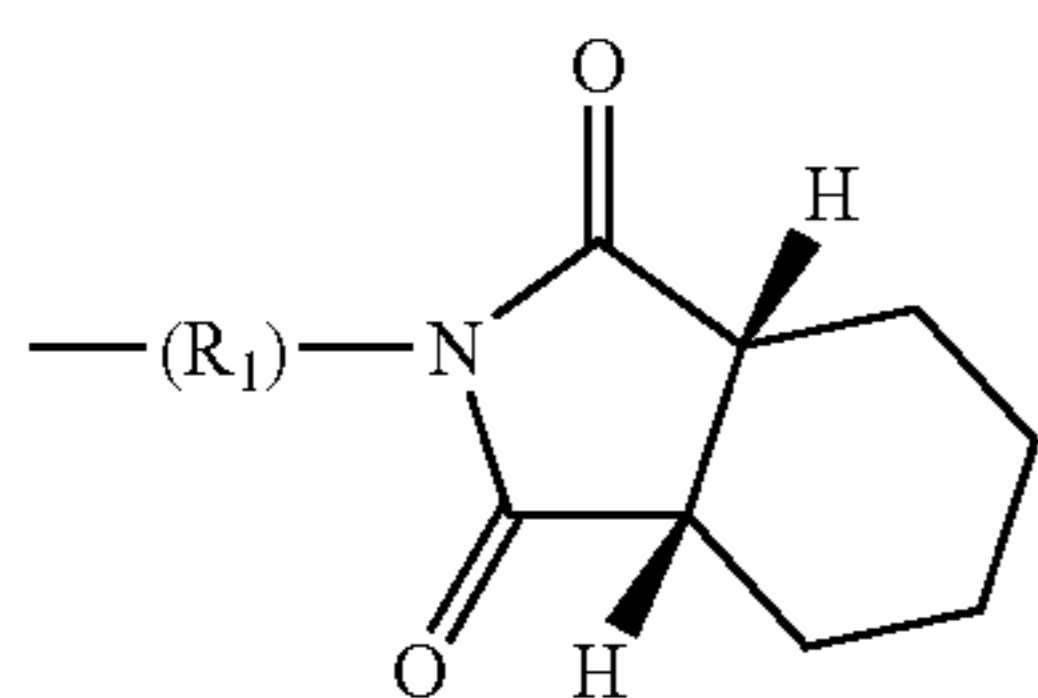
R<sub>1</sub> is as previously defined;



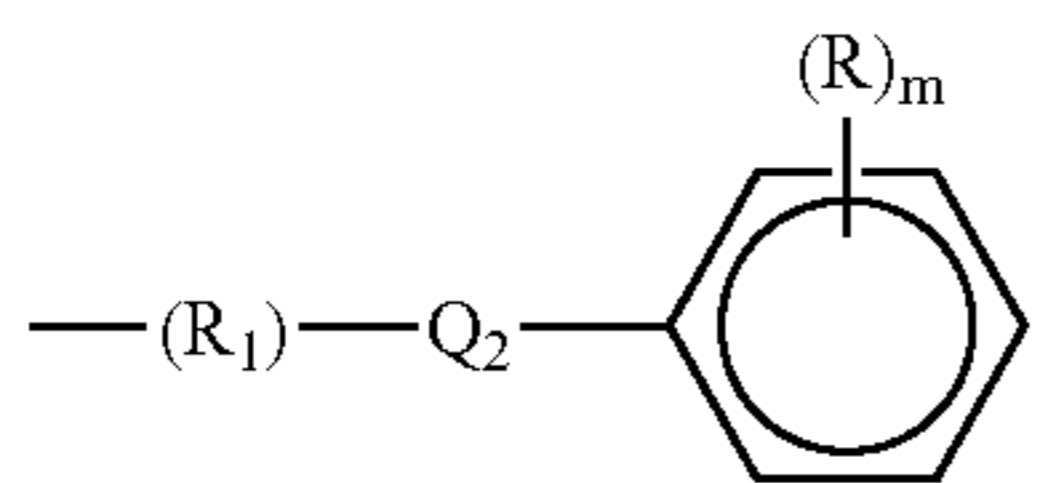
where R<sub>1</sub> and R<sub>4</sub> are as previously defined;



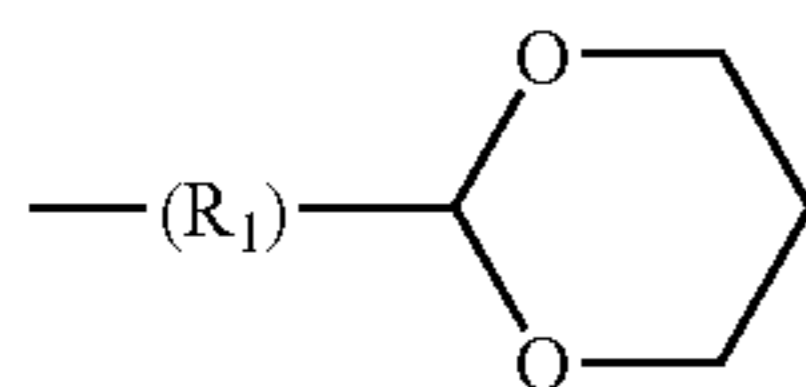
where q is 1, 2, 3 or 4, and R<sub>1</sub> and R<sub>4</sub> are as previously defined;



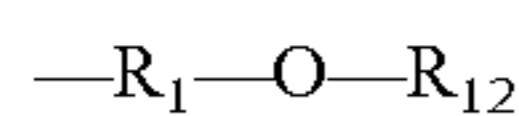
where R<sub>1</sub> is as previously defined;



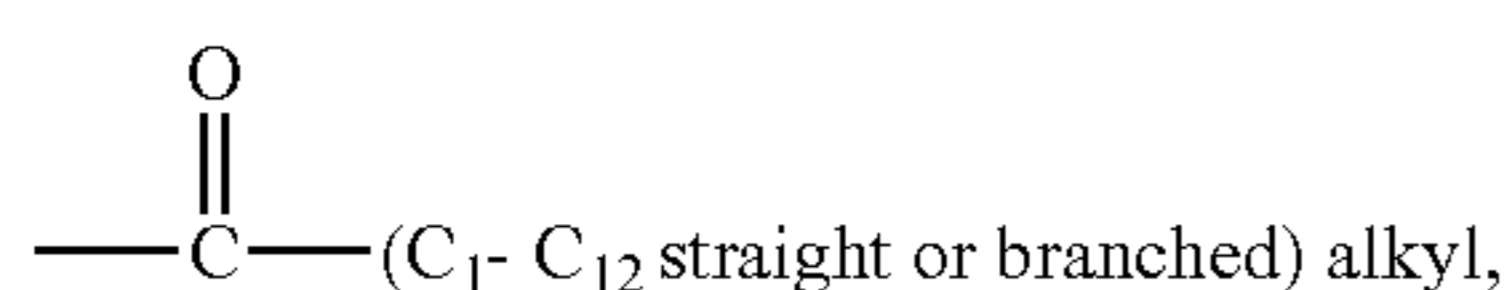
where R<sub>1</sub> is as previously defined;  
Q<sub>2</sub> is S, NH, or —CH<sub>2</sub>—; and  
R and m are as defined hereinafter;



where R<sub>1</sub> is as previously defined;

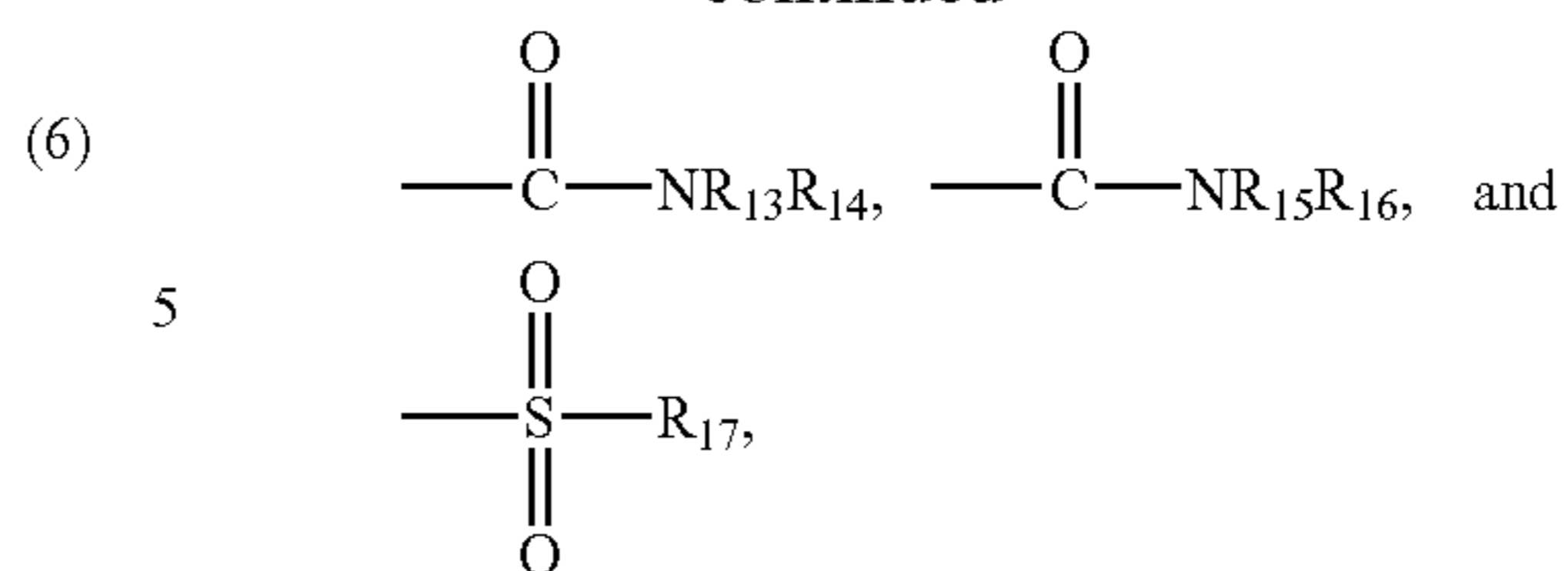


where R<sub>12</sub> is selected from the group consisting of:  
hydrogen,



18

-continued



10 where R<sub>13</sub> is selected from the group consisting of hydrogen and (C<sub>1</sub>-C) alkyl groups;

where R<sub>14</sub> is selected from the group consisting of hydrogen and (C<sub>1</sub>-C) alkyl groups;

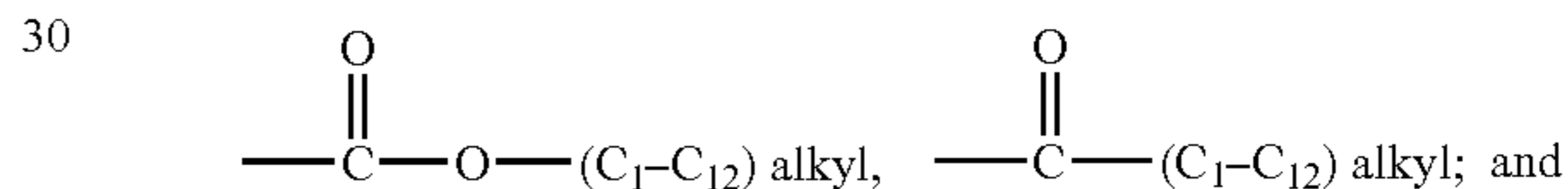
(7) 15 where NR<sub>15</sub>R<sub>16</sub> taken together form a ring structure selected from the group consisting of piperidinyl, morpholinyl and piperazinyl;

20 where R<sub>17</sub> is selected from the group consisting of lower alkyl and aryl groups;



25 where R<sub>18</sub> and R<sub>19</sub> are independently selected from the group consisting of:

(8) hydrogen,  
(C<sub>1</sub>-C<sub>12</sub> straight or branched chain) alkyl,

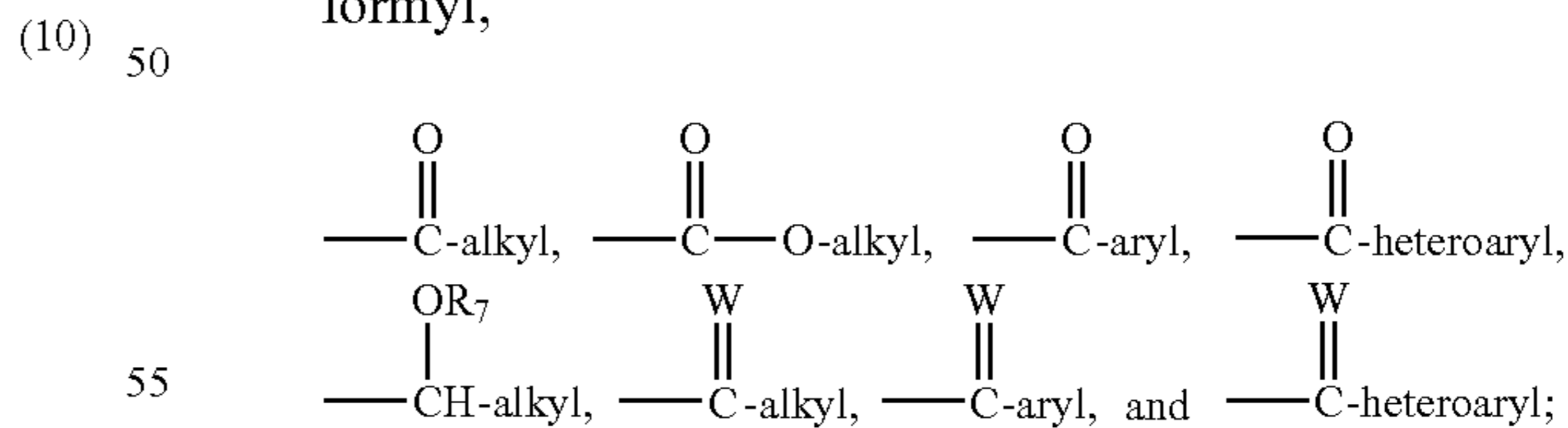


35 where NR<sub>18</sub>R<sub>19</sub> taken together form a ring structure selected from the group consisting of piperidinyl, morpholinyl and piperazinyl;



40 where R<sub>1</sub> and R<sub>12</sub> are as previously defined;

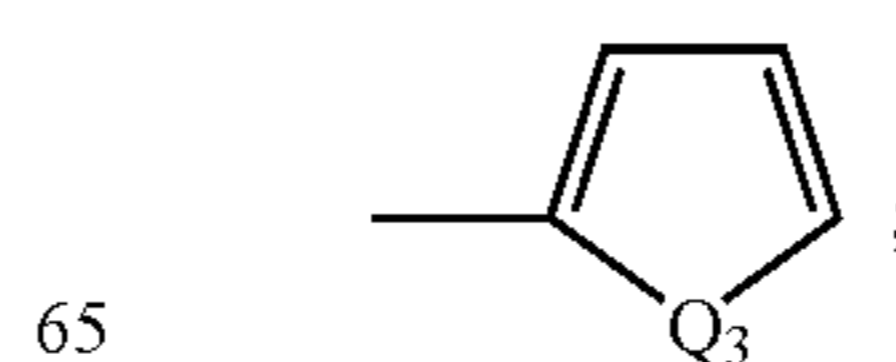
R is hydrogen, lower alkyl, lower alkoxy, hydroxyl, carboxyl, chlorine, fluorine, bromine, iodine, amino, lower mono or dialkylamino, nitro, lower alkyl thio, trifluoromethoxy, cyano, acylamino, trifluoromethyl, trifluoroacetyl, aminocarbonyl, monoalkylaminocarbonyl, dialkylaminocarbonyl, formyl,



(11) alkyl is lower alkyl;

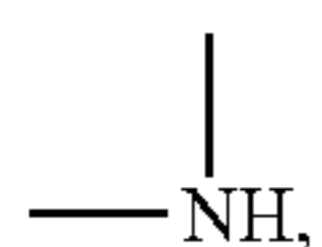
60 aryl is as previously defined;

heteroaryl is



19

Q<sub>3</sub> is —O—, —S—,



—CH=N—;

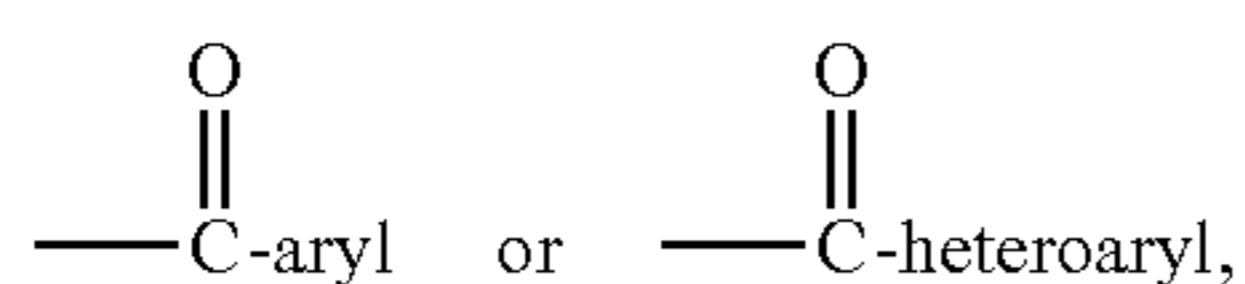
W is CH<sub>2</sub> or CHR<sub>6</sub> or N—R<sub>9</sub>;

R<sub>7</sub> is hydrogen, lower alkyl, or acyl;

R<sub>8</sub> is lower alkyl;

R<sub>9</sub> is hydroxy, lower alkoxy, or —NHR<sub>10</sub>; and

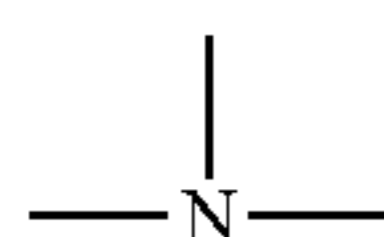
R<sub>10</sub> is hydrogen, lower alkyl, C<sub>1</sub>–C<sub>3</sub> acyl, aryl,



where aryl and heteroaryl are as defined above; and

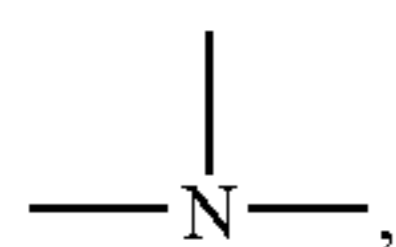
m is 1, 2, or 3;

with the proviso that in formula (9) Z is not



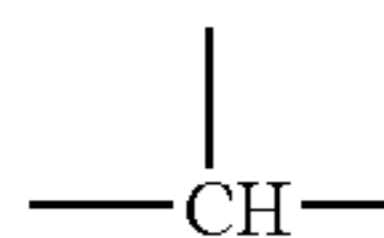
when X is —S—, Q<sub>2</sub> is —CH<sub>2</sub>—, Y is hydrogen, lower alkyl, lower alkoxy, halogen, hydroxy or trifluoromethyl, and p is 1 or 2;

with the proviso that in formula (4) R<sub>4</sub> is not H when R<sub>1</sub> is R<sub>20</sub>, Z is not

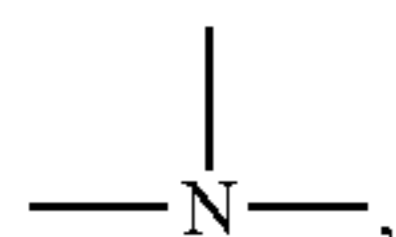


X is —S—S—, Y is hydrogen, halogen, lower alkyl, lower alkoxy, hydroxy or trifluoromethyl, and p is 1 or 2;

with the proviso that in formula (9) Z is not

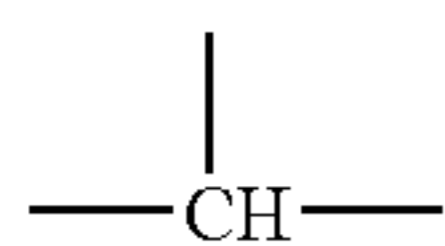


when X is



Y is hydrogen, halogen, lower alkyl, lower alkoxy, hydroxy or trifluoromethyl and Q<sub>2</sub> is —CH<sub>2</sub>—;

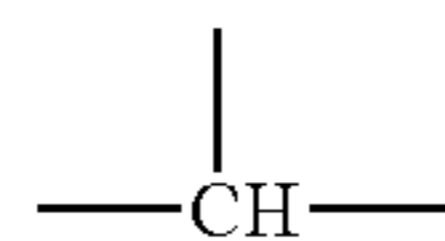
with the proviso that in formula (9) Z is not



when X is —O—, Q<sub>2</sub> is —CH<sub>2</sub>—, Y is hydrogen, lower alkyl, lower alkoxy, hydroxy or halogen, and p is 1 or 2;

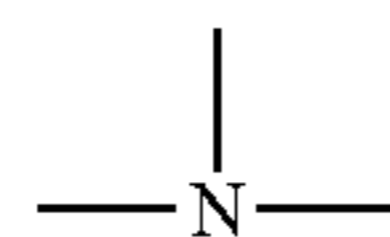
20

with the proviso that in formula (9) Z is not

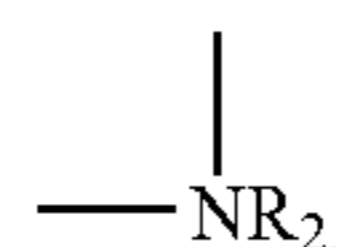


when X is —S—, Q<sub>2</sub> is —CH<sub>2</sub>—, Y is hydrogen, halogen, lower alkyl, lower alkoxy or hydroxy, p is 1 or 2, R is hydrogen, and m is 1;

with the proviso that in formula (9) Z is not

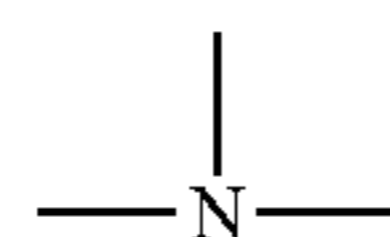


when X is

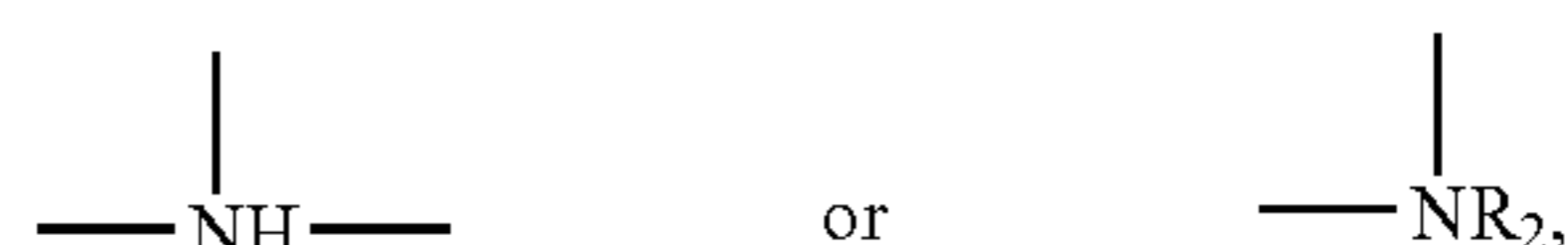


Q<sub>2</sub> is —CH<sub>2</sub>—, R is chlorine, fluorine, bromine, iodine, lower alkyl, lower alkoxy, lower alkyl thio, lower mono- or dialkylamino, amino, cyano, hydroxy, trifluoromethyl; R<sub>2</sub> is aryl; Y is hydrogen, halogen, lower alkyl, lower alkoxy or hydroxy, p is 1 or 2;

with the proviso that in formula (9) Z is not

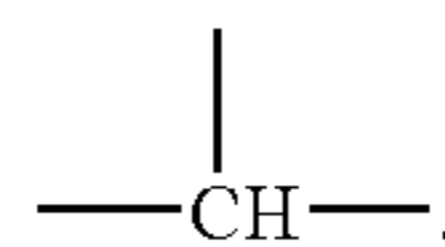


when X is



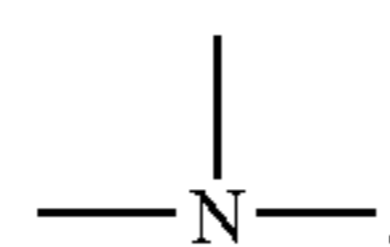
where R<sub>2</sub> is lower alkyl, aryl lower alkyl, or phenylsulfonyl, Y is hydrogen, halogen, lower alkyl, lower alkoxy or hydroxy, p is 1 or 2 and Q<sub>2</sub> is —CH<sub>2</sub>—;

with the proviso that Y<sub>2</sub> is not the moiety of formula (8) when Z is



X is O, p is 1, and Y is hydrogen, lower alkyl, lower alkoxy, chlorine, fluorine, bromine, iodine or a hydroxyl group;

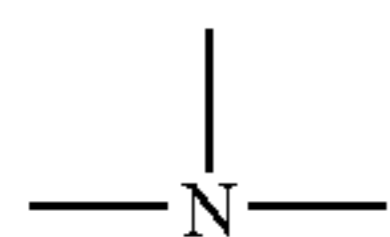
with the proviso that in formula (1) Z is not



when X is O or S, Y is hydrogen, R is hydrogen, C<sub>1</sub>–C<sub>4</sub> alkyl, chlorine, fluorine, bromine, iodine, cyano, C<sub>1</sub>–C<sub>4</sub> alkoxy, aryl, —COOR<sub>23</sub> where R<sub>23</sub> is C<sub>1</sub>–C<sub>4</sub> alkyl;

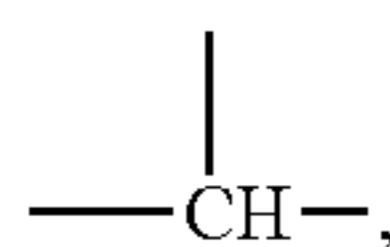
21

with the proviso that in formula (1) Z is not



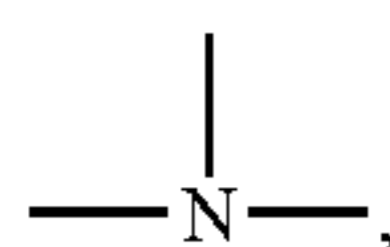
when X is —S—, R<sub>1</sub> is R<sub>20</sub>, R is H, and m=1;

with the proviso that in formula (7) R<sub>4</sub> is not hydrogen when Y is 6-F, X is —O—, Z is

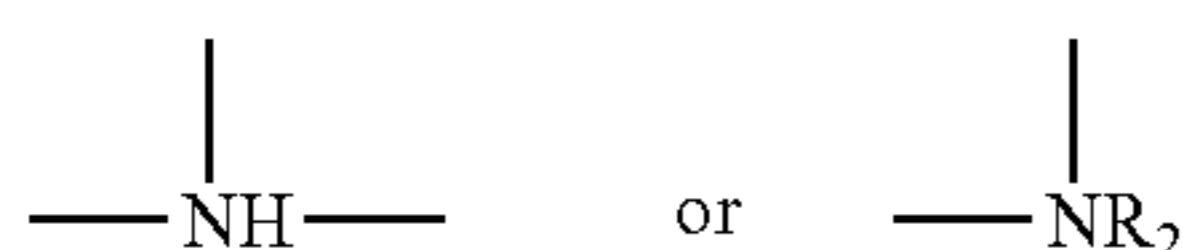


and n is 2, 3 or 4;

with the proviso that in formula (11) R<sub>12</sub> is not H when Z is

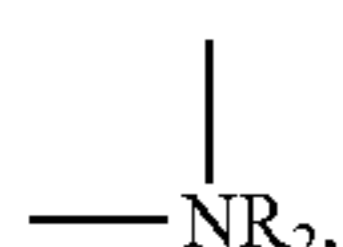


X is

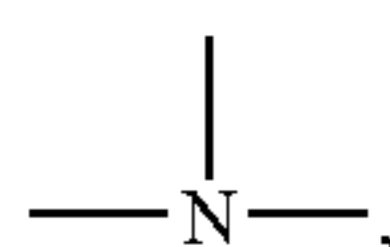


where R<sub>2</sub> is lower alkyl, aryl lower alkyl, or phenyl-sulfonyl Y is hydrogen, lower alkyl, lower alkoxy, chlorine, fluorine, bromine, iodine or a hydroxyl group and p is 1 or 2;

with the proviso that in formula (11), R<sub>12</sub> is not H when X is

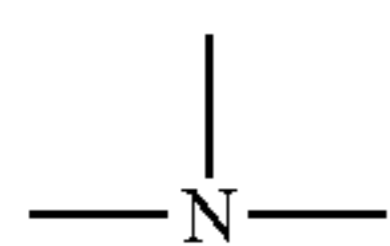


where R<sub>2</sub> is phenyl, Z is

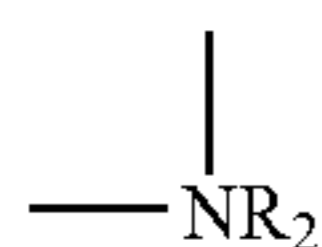


and Y is hydrogen, lower alkyl, lower alkoxy, chlorine, fluorine, bromine, iodine or a hydroxyl group;

with the proviso that in formula (12), R<sub>18</sub> and R<sub>19</sub> are not lower alkyl when Z is



X is

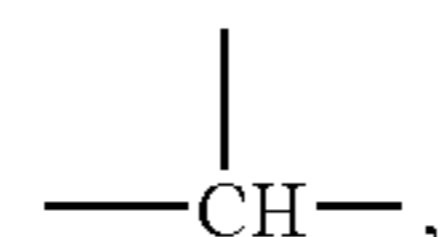


R<sub>2</sub> is aryl and Y is hydrogen, lower alkyl, lower alkoxy, chlorine, fluorine, bromine, iodine or a hydroxyl group;

with the proviso that in formula (12), when X is —O—,

22

Z is

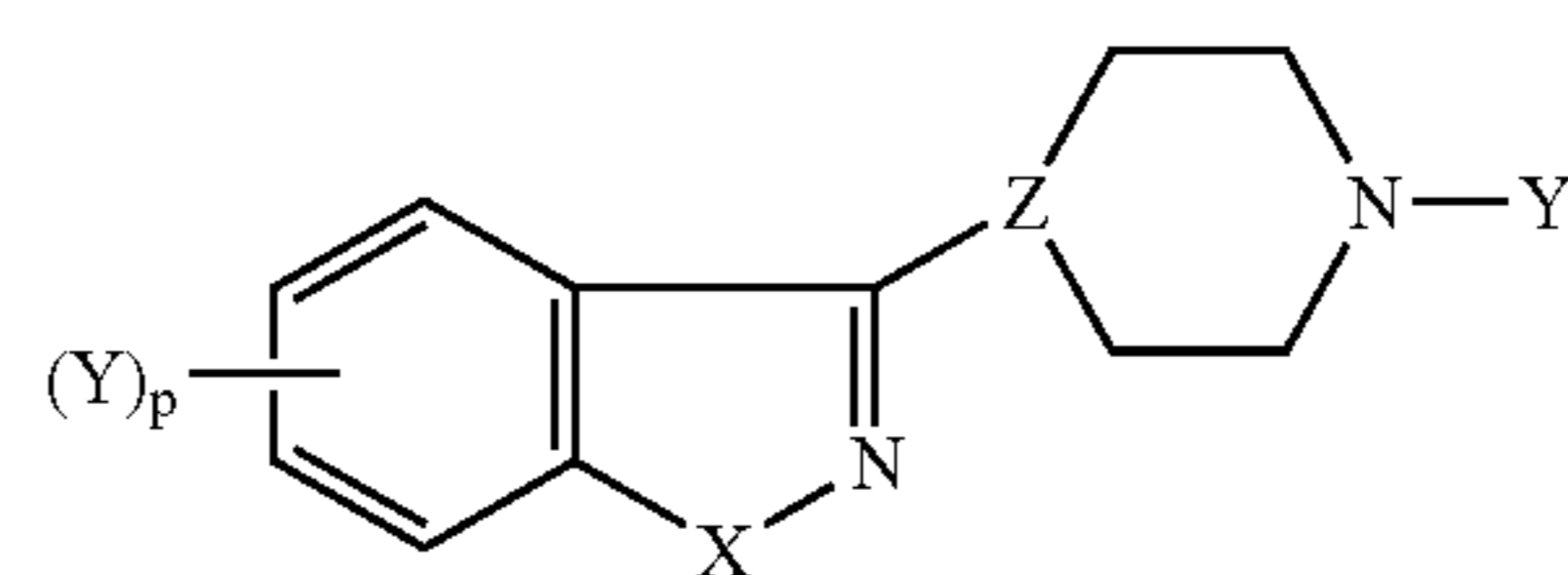


and Y is hydrogen, lower alkyl, lower alkoxy, chlorine, fluorine, bromine, iodine or a hydroxyl group, R<sub>18</sub> and R<sub>19</sub> are not lower alkyl;

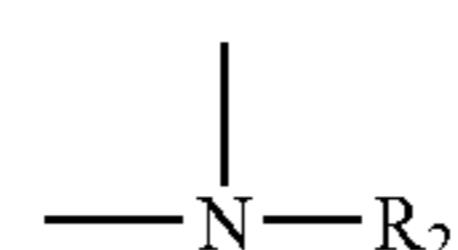
with the proviso that in formula (12), R<sub>18</sub> and R<sub>19</sub> are not hydrogen when R<sub>1</sub> is R<sub>20</sub>, Z is —CH—, X is —O—, and Y is 6-F;

all geometric optical and stereoisomers thereof, or a pharmaceutically acceptable acid addition salt thereof.

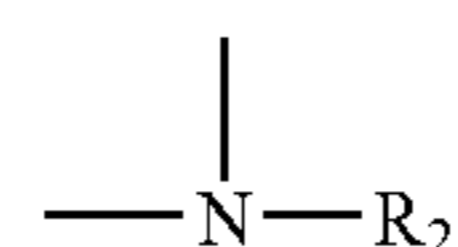
The compounds of the invention can also be represented by the following formula:



The substituent X in formula (I) is selected from the group consisting of —O—, —S—, —NH—, or



When the substituent X is —O—, the compounds of the invention contain a 1,2-benzisoxazole nucleus, and when X is —S—, the compounds of the invention contain a 1,2-benzisothiazole nucleus. When X is —NH— or

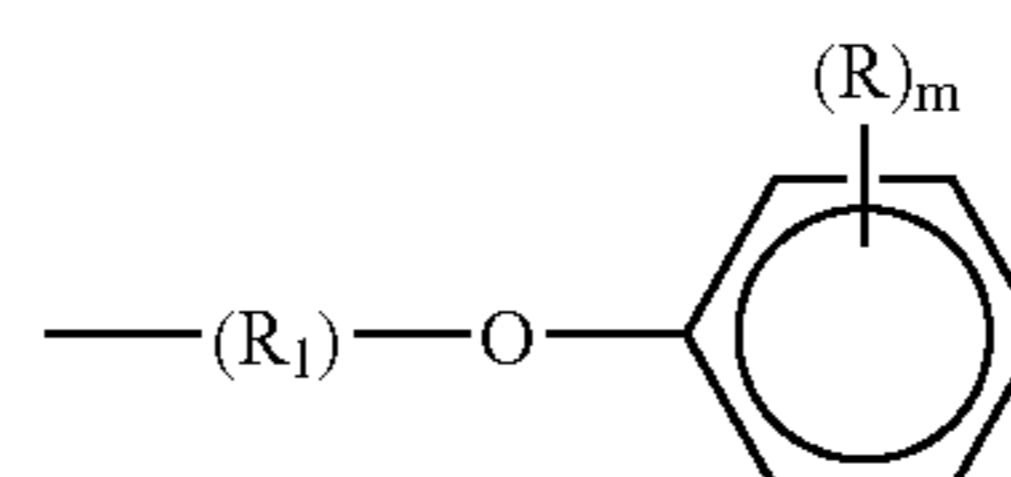


the compounds of the invention contain the indazole nucleus.

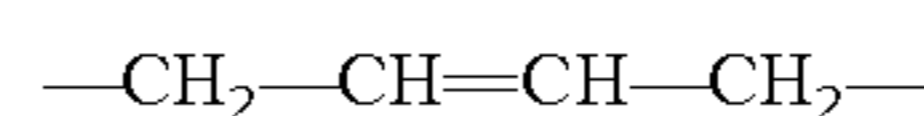
When p in formula (I) is 1, the substituent Y is selected from the group consisting of hydrogen, lower alkyl, hydroxyl, halogen, lower alkoxy, —CF<sub>3</sub>, —NO<sub>2</sub>, and —NH<sub>2</sub>. The substituent Y is preferably in the 5- or 6-position of the ring. Moreover, in the preferred embodiments of the invention, the substituent Y is hydrogen, chlorine, bromine, or fluorine, and in the particularly preferred compounds of the invention, Y is fluorine, especially in the 6-position of the ring.

When p in formula (I) is 2 and X is —O—, each Y substituent can be independently selected from lower alkoxy, hydroxy or halogen groups, preferably methoxy groups.

When the substituent Y<sub>2</sub> has the formula (b)(1):

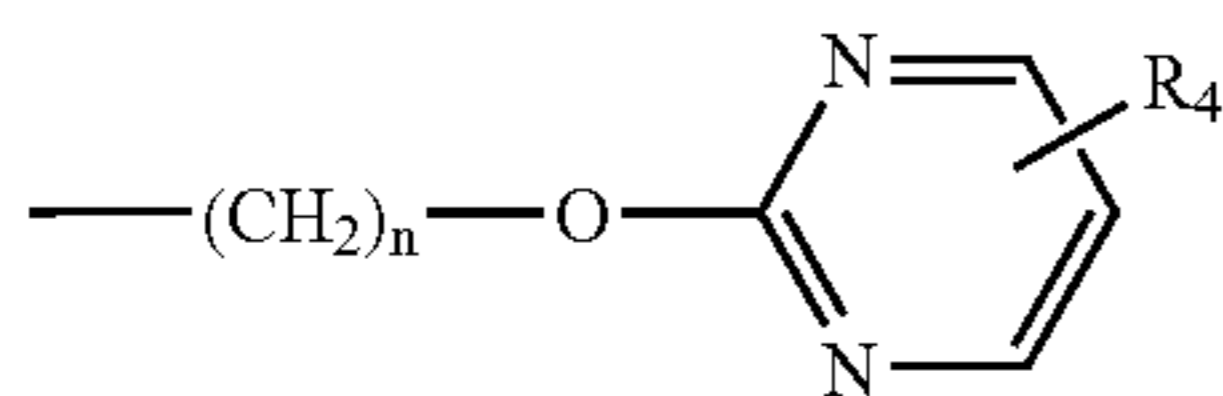


and R<sub>1</sub> contains unsaturation, R<sub>1</sub> preferably has the formula



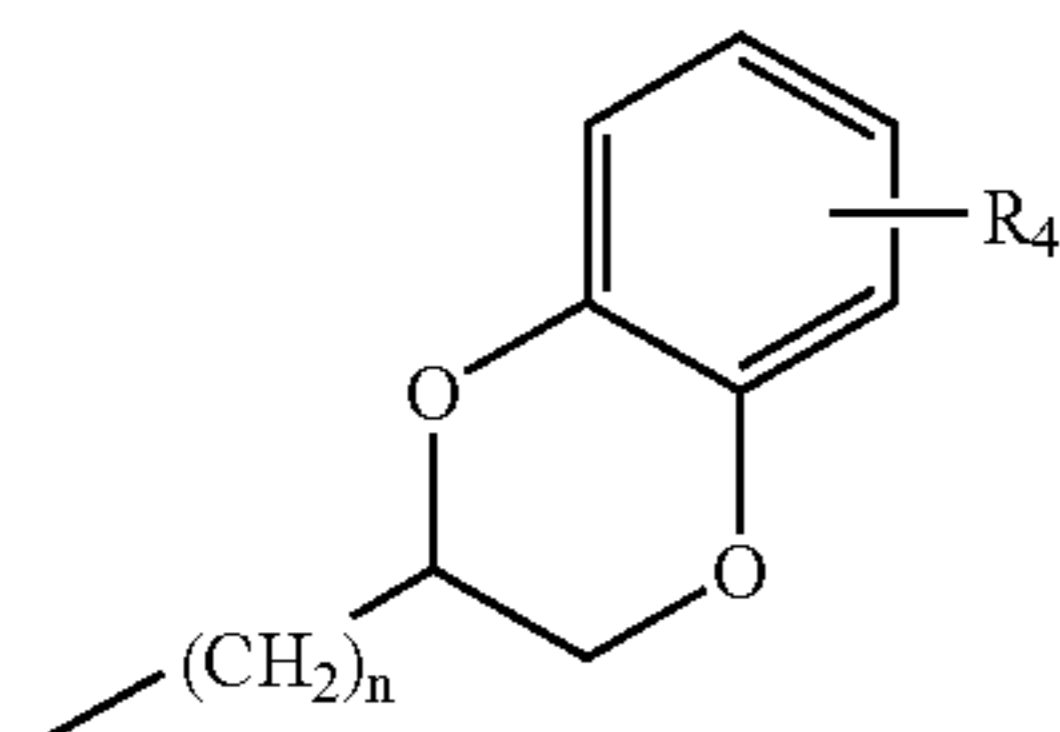
23

When the substituent  $Y_2$  has the formula (b)(3):

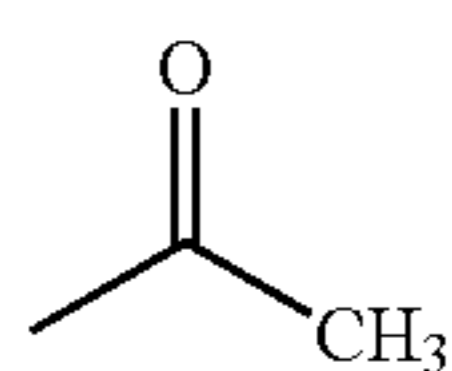


the substituent  $R_4$  is preferably hydrogen or  $C_1-C_6$  alkyl carbonyl and  $n$  is 3.

When the substituent  $Y_2$  has the formula (b)(4):

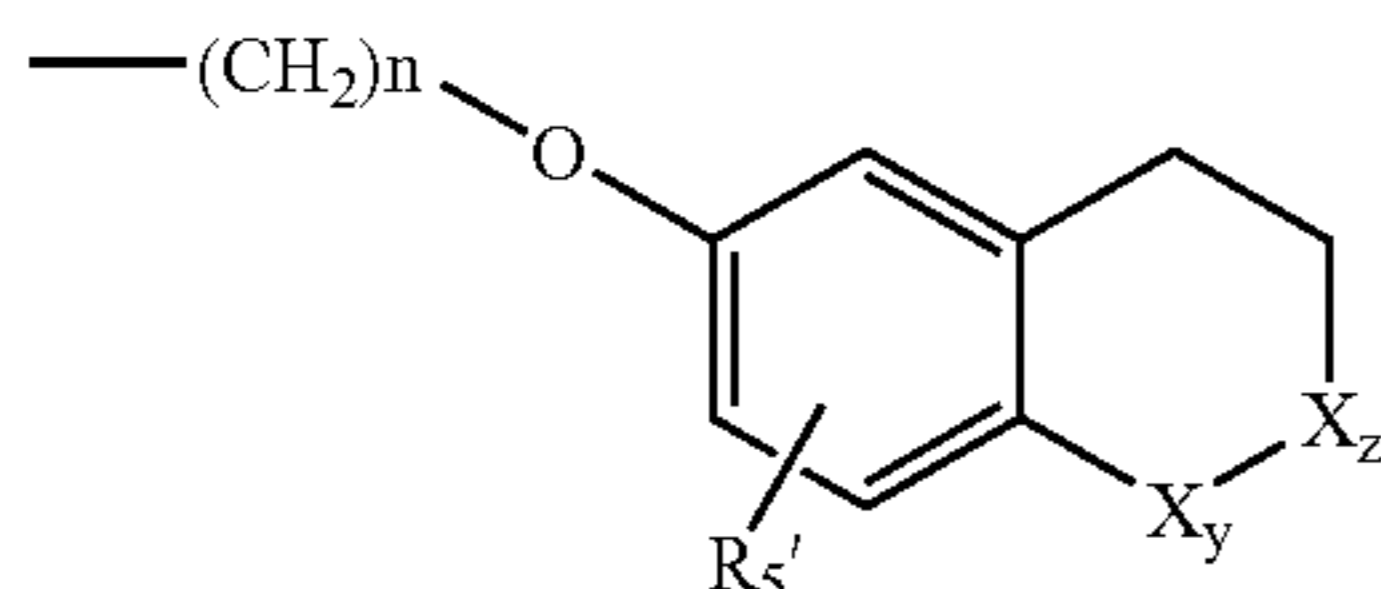


the substituent  $R_4$  is preferably hydrogen or



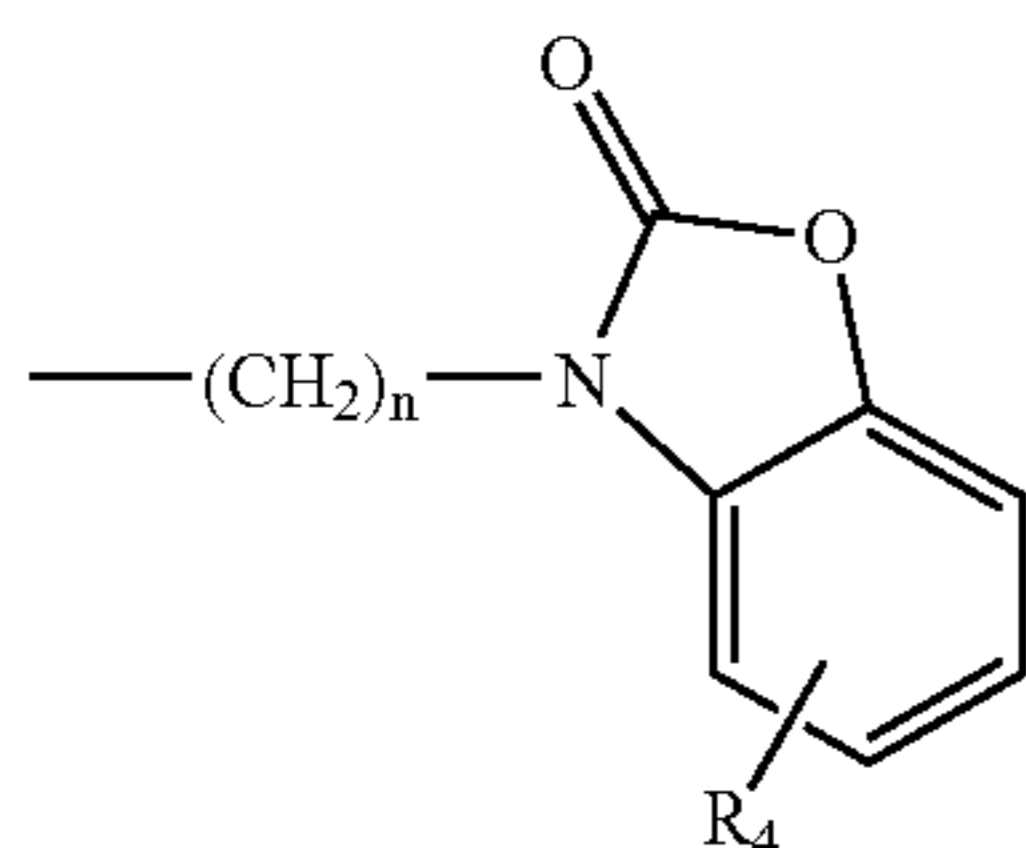
and  $n$  is preferably 1 or 2.

When the substituent  $Y_2$  has the formula (b)(5):

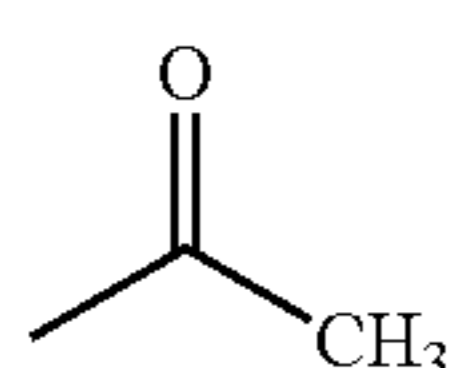


the substituent  $R_5'$  is preferably  $-OCH_3$  and  $n$  is preferably 3.

When the substituent  $R_4$  has the formula (b)(6):



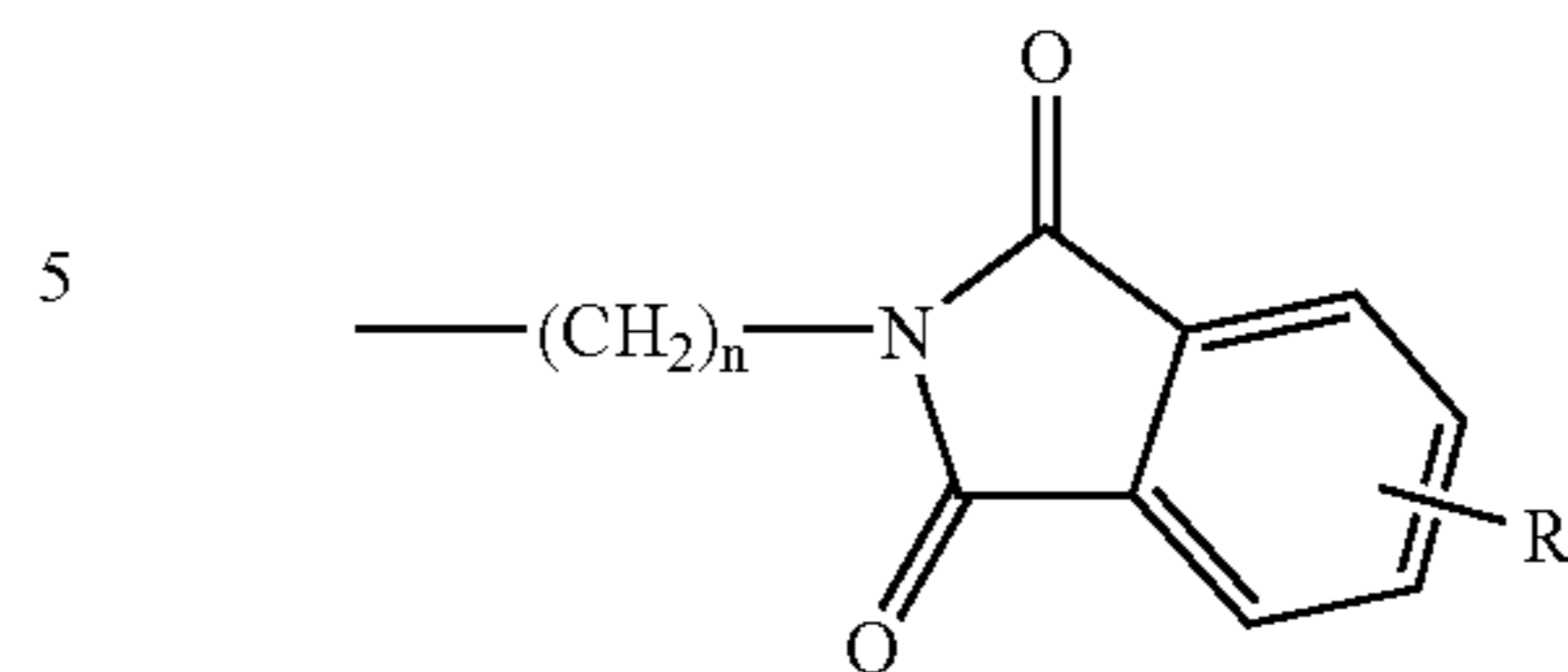
the substituent  $R_4$  is preferably



and  $n$  is preferably 3.

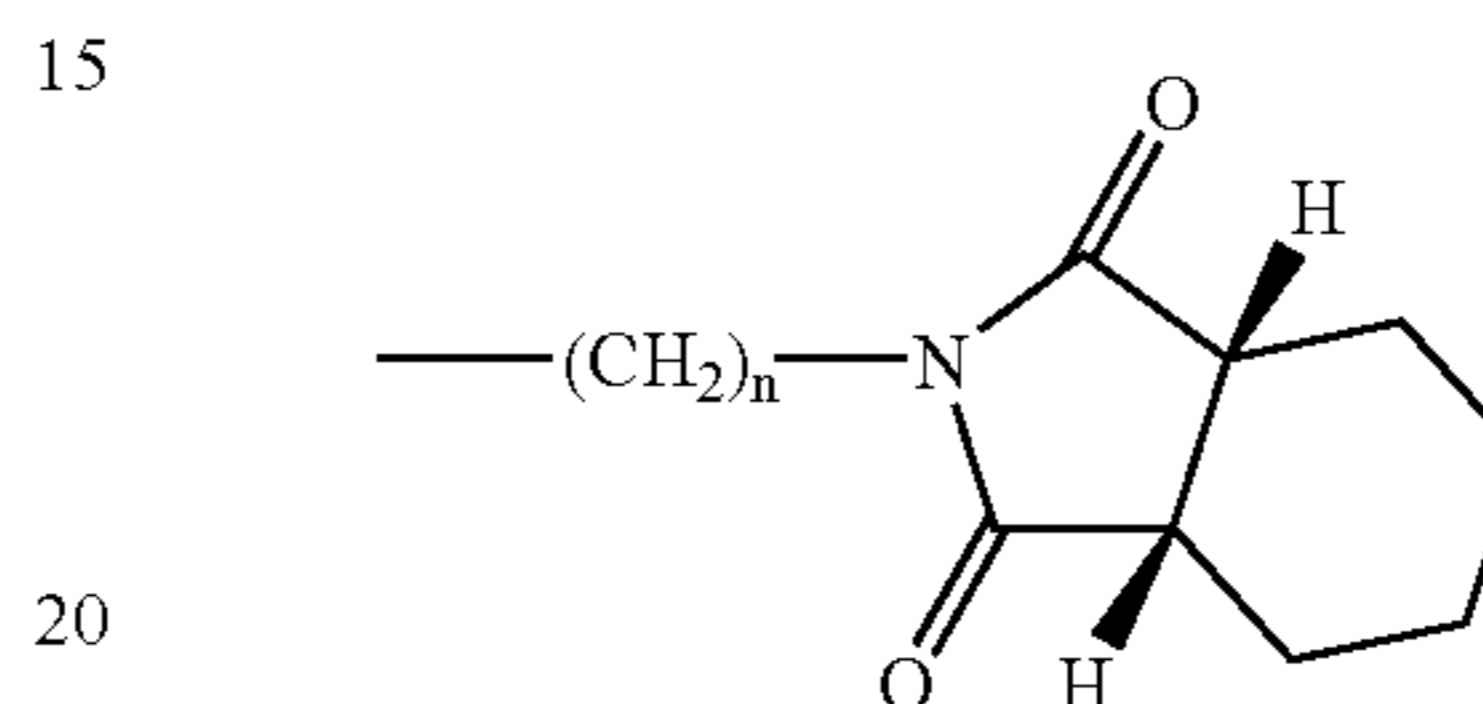
24

When the substituent  $Y_2$  has the formula (b)(7):



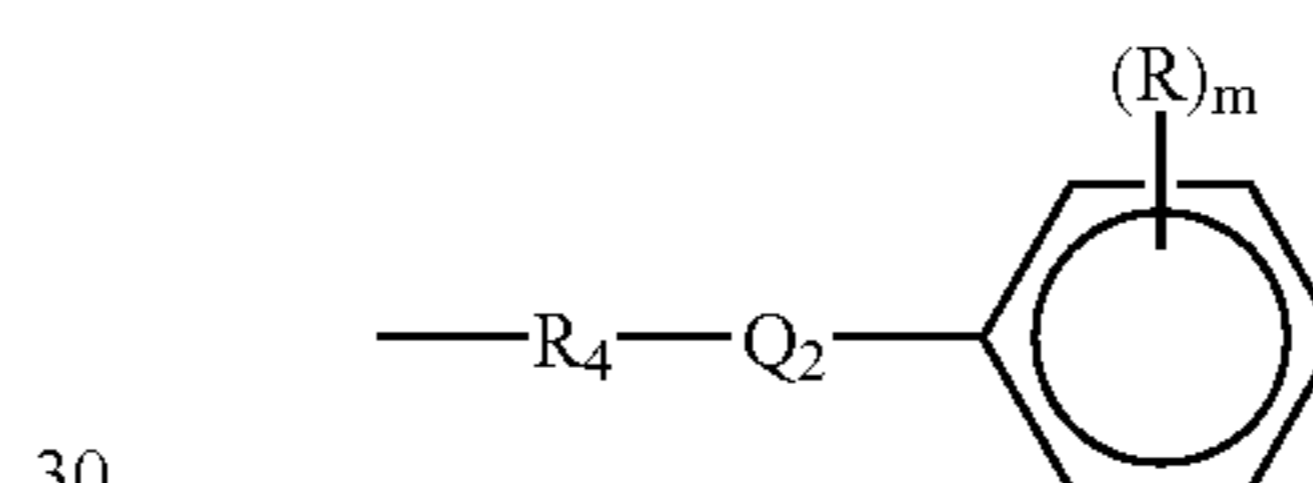
10 the substituent  $R_4$  is preferably hydrogen and  $n$  is preferably or 4.

The substituent  $Y_2$  has the formula (b)(8):



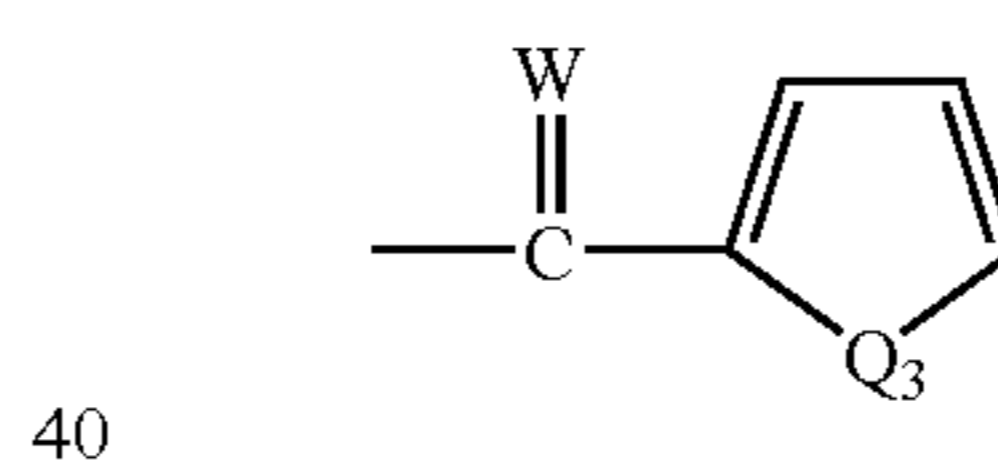
the value of  $n$  is preferably 3 or 4.

When the substituent  $Y_2$  has the formula (b)(9):



the substituent  $R_6$  is preferably  $-CH_2-CH=CH_2-$  or  $-CH_2-$  when  $R_6$  contains unsaturation.

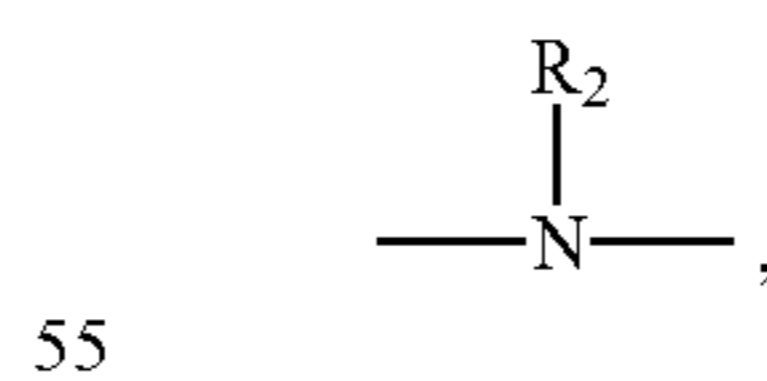
When the substituent  $R$  is



the substituent  $Q_3$  is preferably  $-CH=N-$ ; and the substituent  $W$  is preferably  $CH_2$ , the substituent  $R_8$  in  $CHR_6$  is preferably  $CH_3$ , the substituent  $R_9$  is  $N-R_9$  is preferably hydroxy, lower alkoxy, or  $NH_2$ , and the substituent  $R_{10}$  in  $NHR_{10}$  is preferably hydrogen.

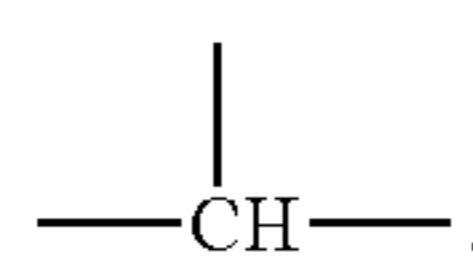
45 The value of  $n$  in the foregoing formulas can be 2, 3, 4, or 5, and preferably is 2, 3, or 4. In the particularly preferred compounds of the invention  $n$  is 3.

When  $X$  in the compounds of the invention is



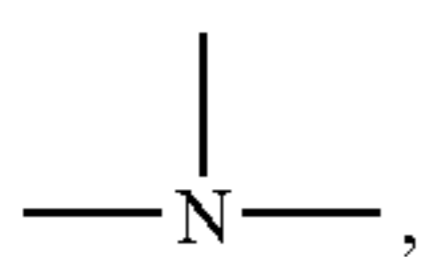
the substituent  $R_2$  is selected from the group consisting of lower alkyl, aryl lower alkyl, aryl, cycloalkyl, aroyl, alkanoyl, and phenylsulfonyl groups.

60 The substituent  $Z$  can be

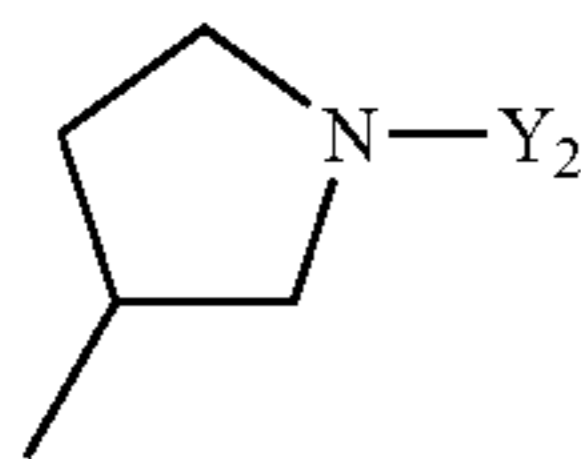


65 in which case the compounds of the invention are heteroaryl piperidine derivatives, or

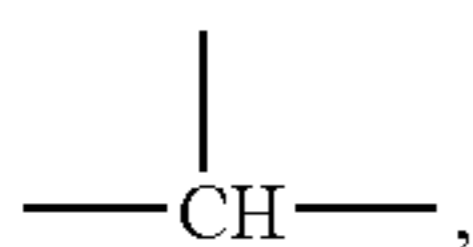
25



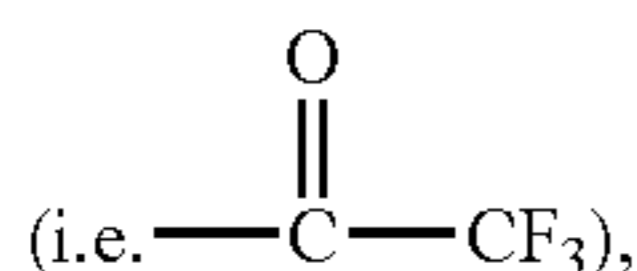
in which case the compounds are heteroaryl piperazine derivatives. When the substituent  $Q_1$  has the formula



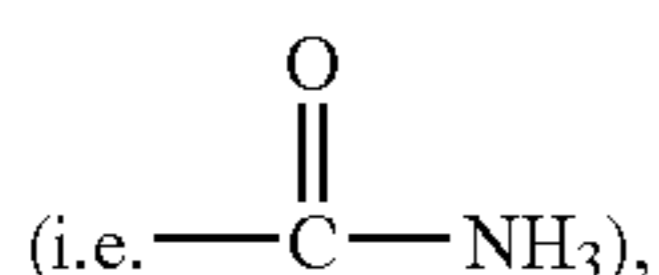
the compounds of the invention are heteroaryl pyrrolidines. The preferred compounds of the invention are the heteroaryl piperidines, i.e. compounds in which Z is



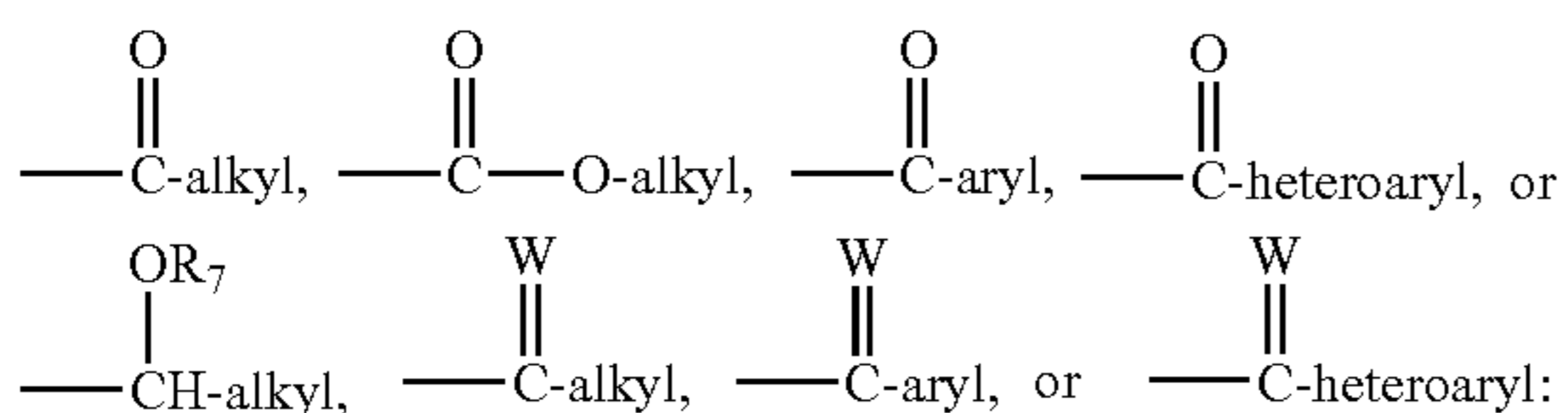
The compounds of the invention can contain one, two, or three R-substituents. The substituent R can be hydrogen, lower alkyl,  $C_1-C_6$  alkoxy, hydroxyl, carboxyl, Cl, F, Br, I, amino,  $C_1-C_6$  mono or dialkyl amino,  $-\text{NO}_2$ , lower alkyl thio,  $-\text{OCF}_3$ , cyano, acylamino,  $-\text{CF}_3$ , trifluoroacetyl



aminocarbonyl

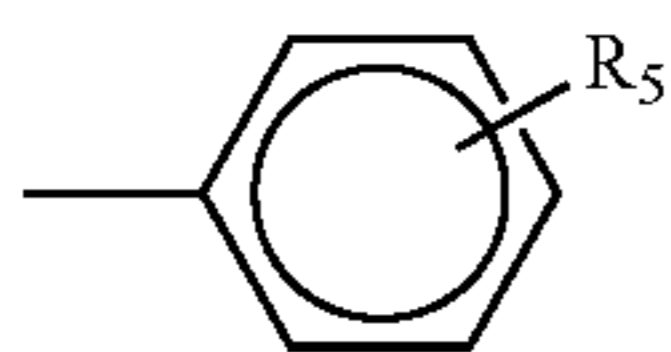


dialkylaminocarbonyl, formyl,



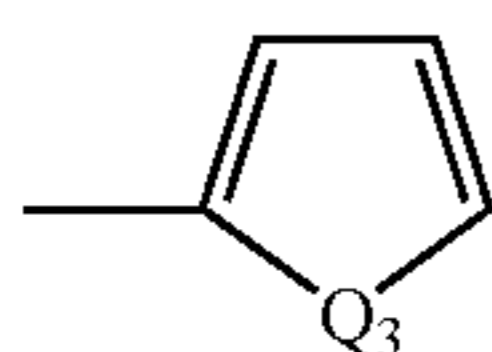
alkyl is lower alkyl;

aryl is phenyl or



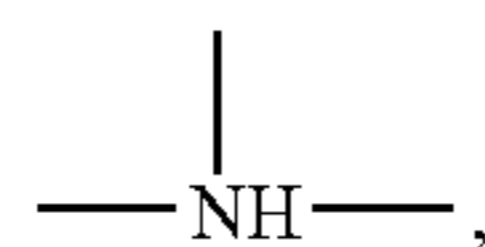
where  $R_5$  is hydrogen, lower alkyl,  $C_1-C_6$  alkoxy, hydroxy, Cl, F, Br, I,  $C_1-C_6$  alkylamino,  $-\text{NO}_2$ ,  $-\text{CN}$ ,  $-\text{CF}_3$ ,  $-\text{OCF}_3$ ;

heteroaryl is



26

Q is  $-\text{O}-$ ,  $-\text{S}-$ ,



$-\text{CH}=\text{N}-$ ;

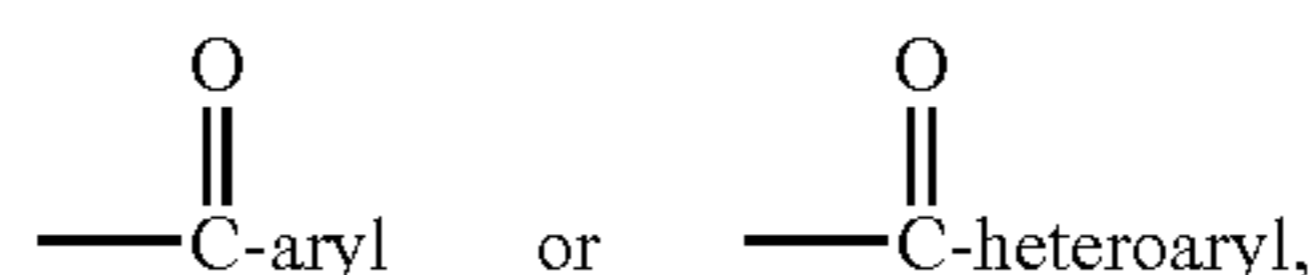
W is  $\text{CH}_2$  or  $\text{CHR}_8$  or  $\text{N}-\text{R}_9$ ;

$R_7$  is hydrogen, lower alkyl, or acyl;

$R_8$  is lower alkyl;

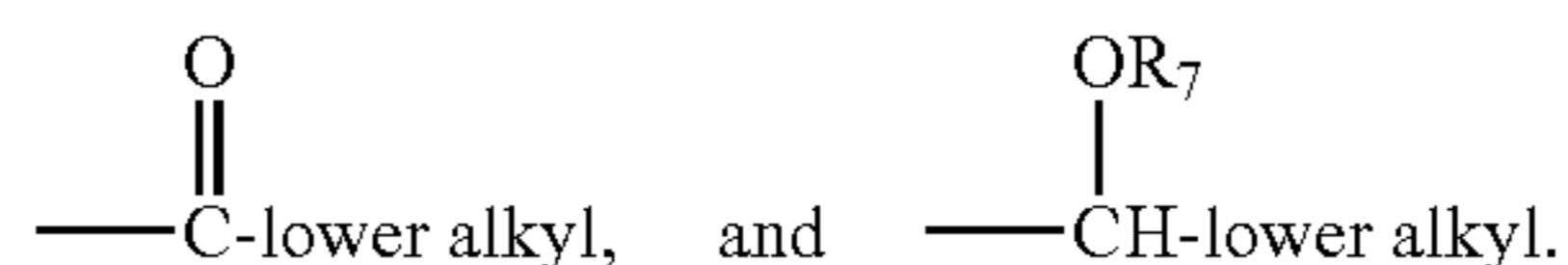
$R_9$  is hydroxy, lower alkoxy, or  $-\text{NHR}_{10}$ ; and

$R_{10}$  is hydrogen, lower alkyl,  $C_1-C_3$  acyl, aryl,



where aryl and heteroaryl are as defined above; and m is 1, 2, or 3.

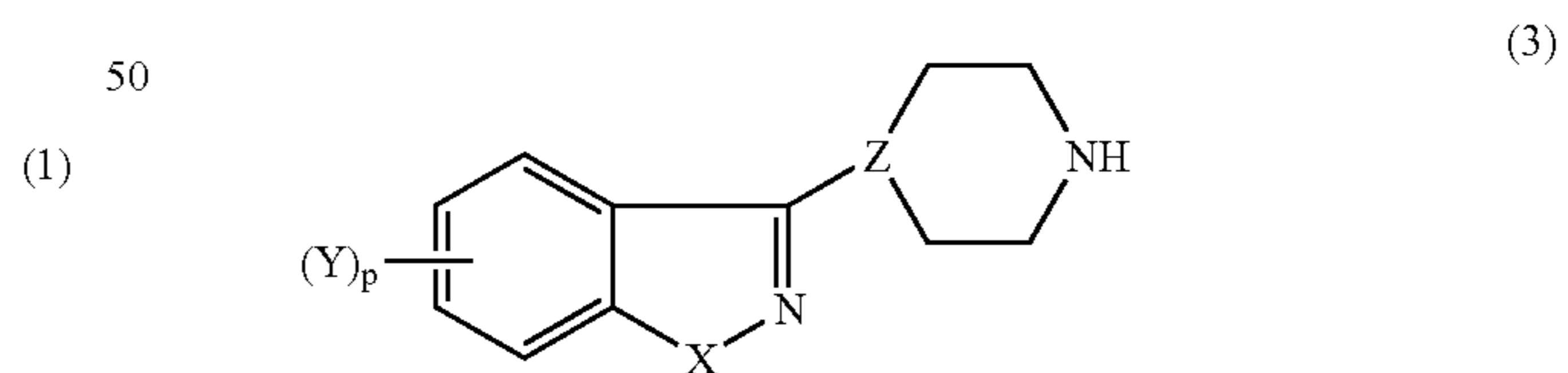
When the compounds of the invention contain two or three R-substituents, each of the R-substituents can be independently selected from the above substituents. Preferably, each of the R-substituents is selected from the group consisting of hydrogen,  $C_1-C_3$  alkyl,  $C_1-C_3$  alkoxy, hydroxyl,  $-\text{COCF}_3$ ,  $C_1-C_6$  alkanoyl, Cl, F, Br, I,  $C_1-C_3$  alkylamino,  $-\text{NO}_2$ ,  $-\text{CF}_3$ ,  $-\text{OCF}_3$ ,



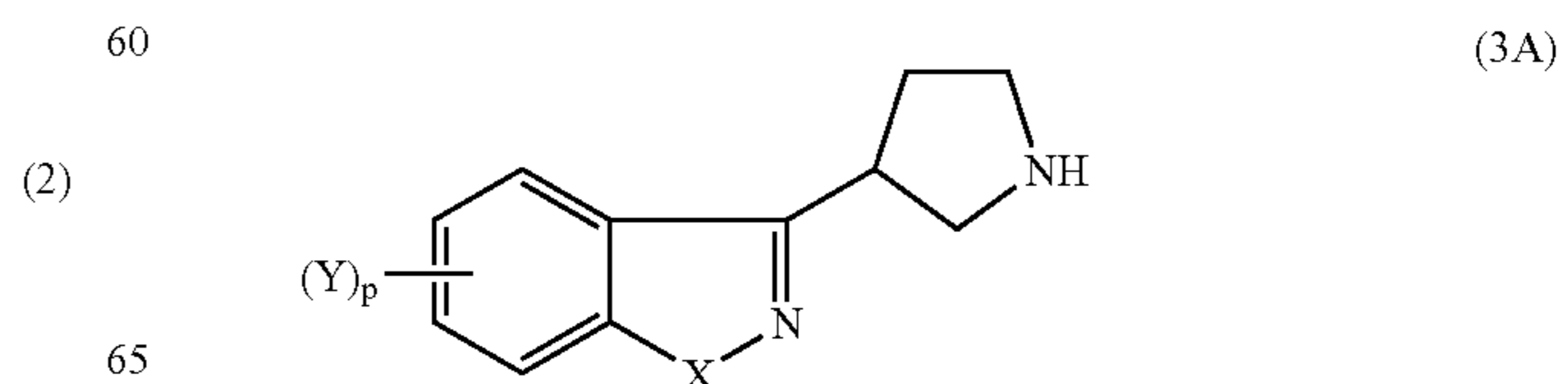
The compounds of the present invention are prepared in the following manner. The substituents R,  $R_1$ ,  $R_2$ ,  $R_3$ , X, Y, and Z and the integers m, n, and p are as defined above unless indicated otherwise.

#### B. PREPARATION OF COMPOUNDS OF THE INVENTION

The compounds of the invention can be prepared by reacting a piperidine or a piperazine of the formula:

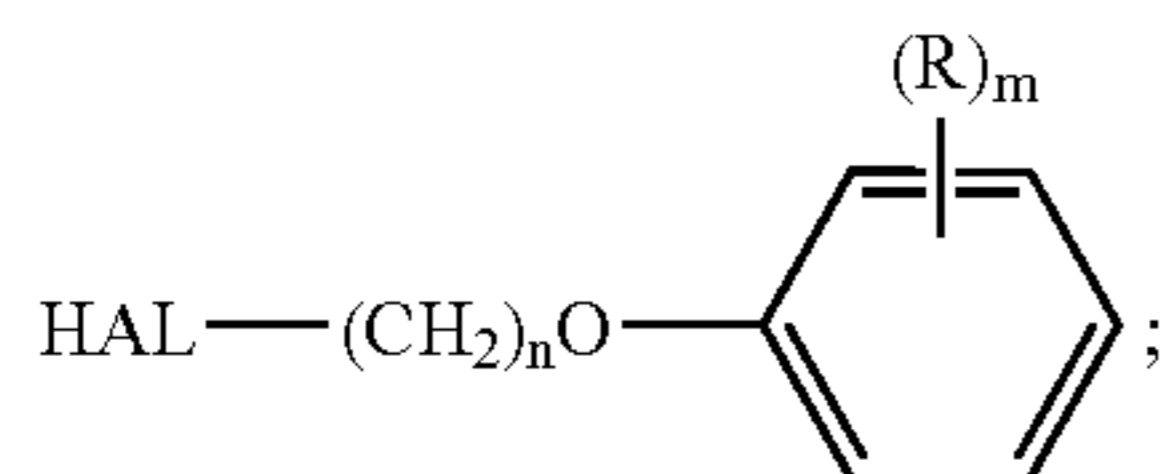


or a pyrrolidine of the formula:



27

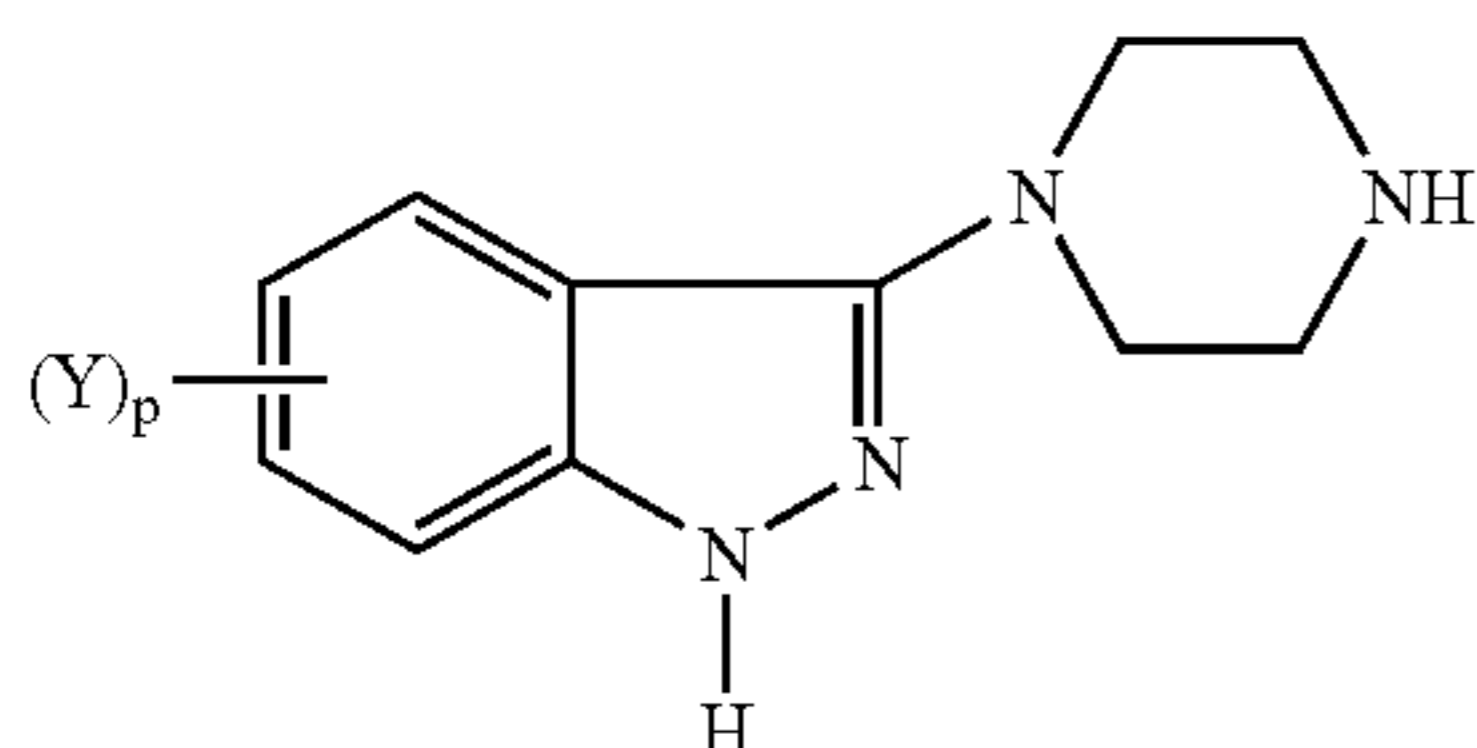
under alkylating conditions with a compound of the formula:



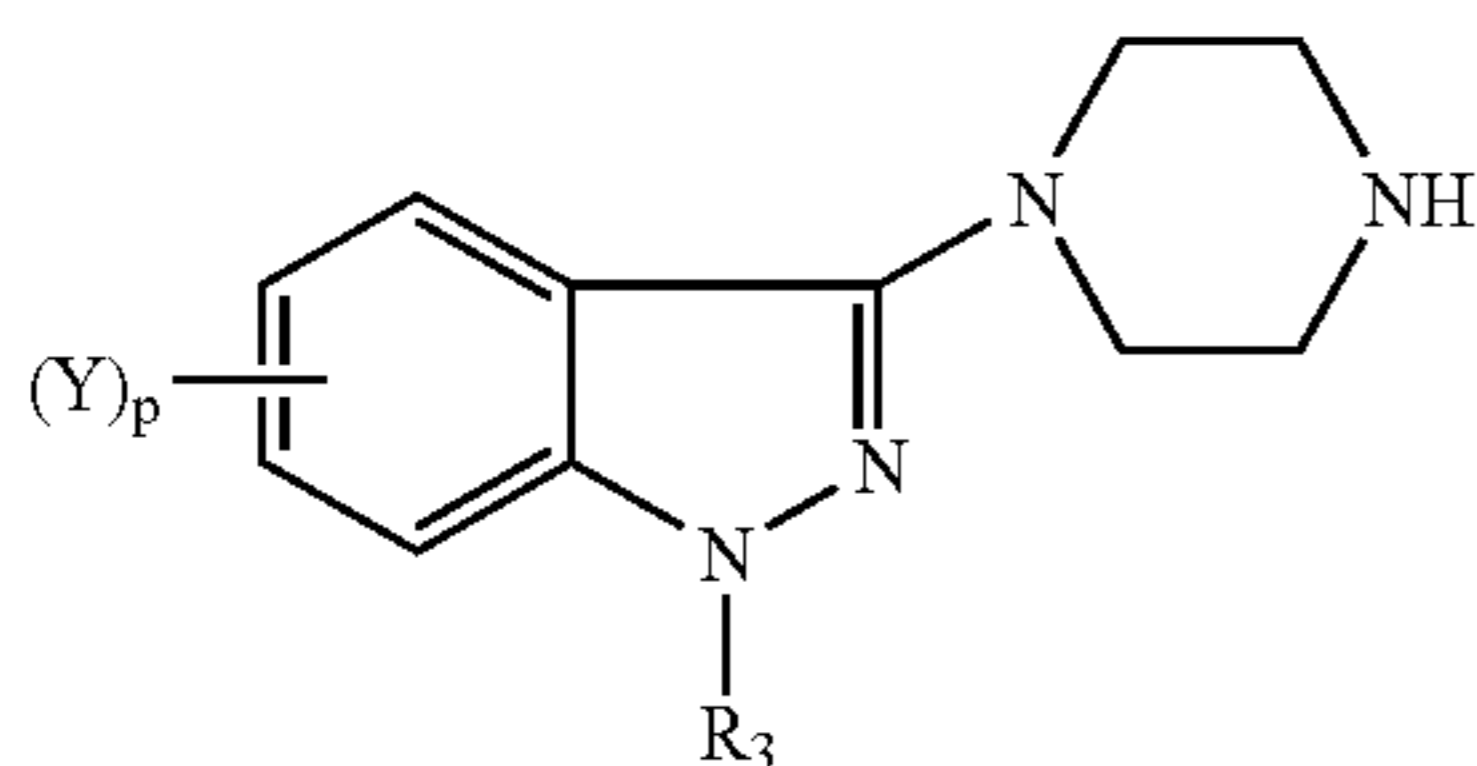
where HAL is Cl, Br, or I. The procedures that can be employed for preparing the piperidines, the piperazines, and the pyrrolidines and the alkylating agents identified by the above formulas will now be described in detail.

1. Preparation of 3-(1-unsubstituted-4-Piperazinyl)-1H-indazoles

Compounds of the formulae:

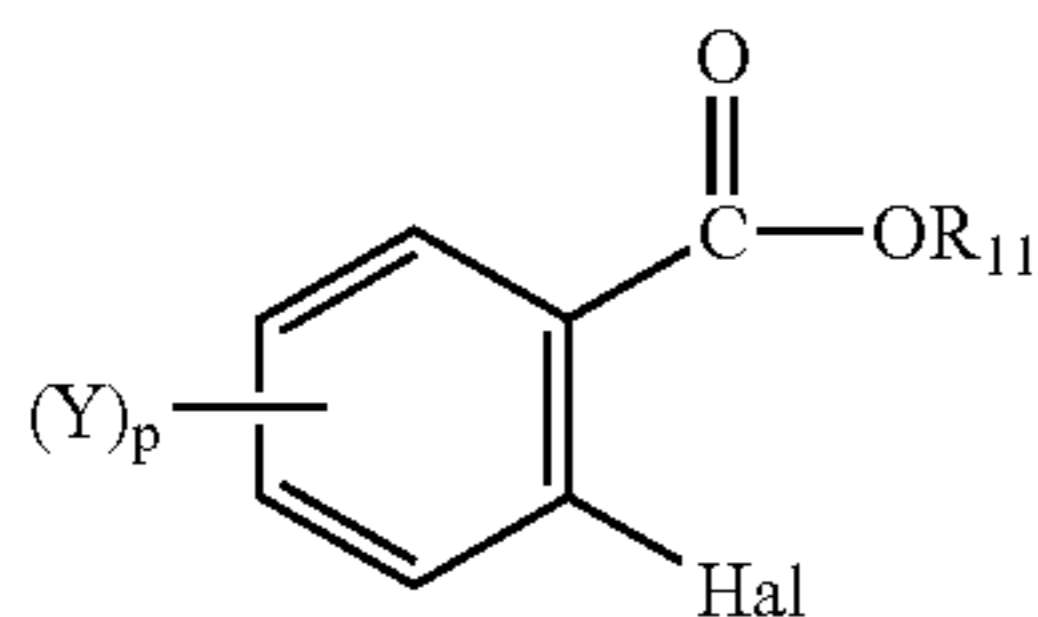


and

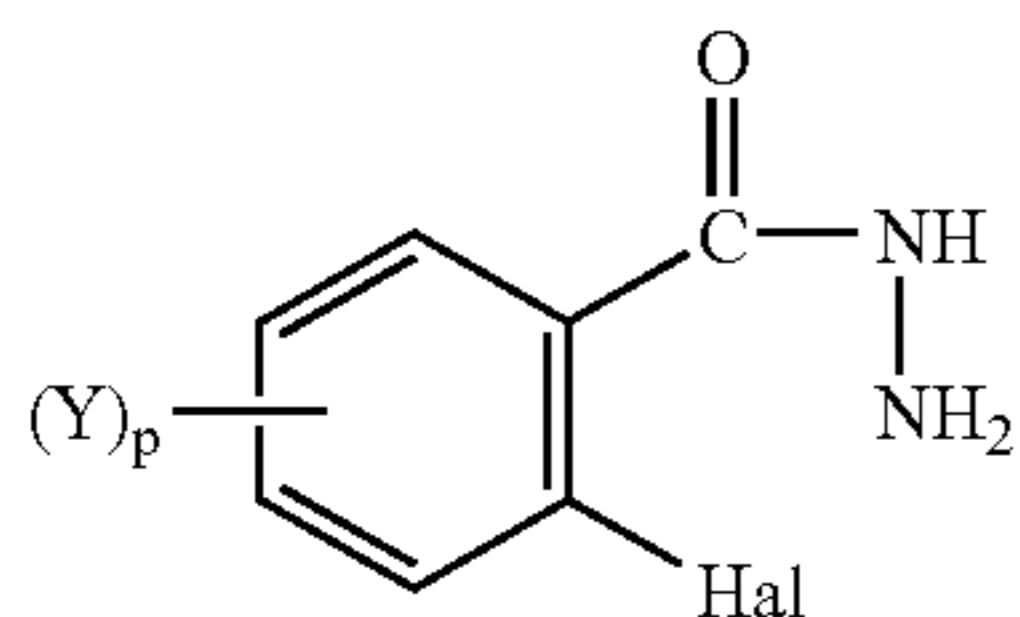


for use in synthesizing the indazolyl-substituted piperazines of the invention can be prepared as follows.

A substituted aryl ester of formula (7) is selected,

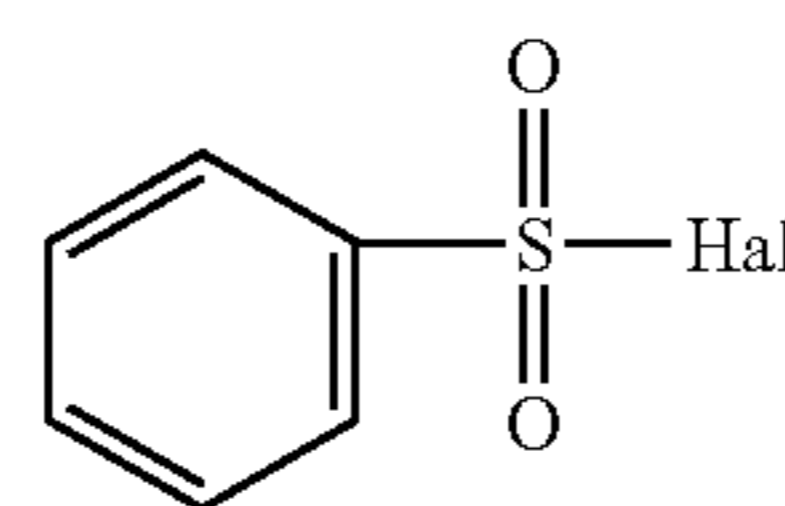


where R<sub>11</sub> is lower alkyl and Hal is a halogen selected from the group consisting of Cl, Br, and I. The ester of formula (7) is reacted with hydrazine, H<sub>2</sub>NNH<sub>2</sub>, under standard hydrazide formation conditions. Typically, the reaction is carried out in a nonreactive solvent, e.g. ethanol, methanol, or toluene, at a temperature of ambient temperature to the reflux temperature of the solvent for 4 to 16 hours to form a hydrazide of formula (8):

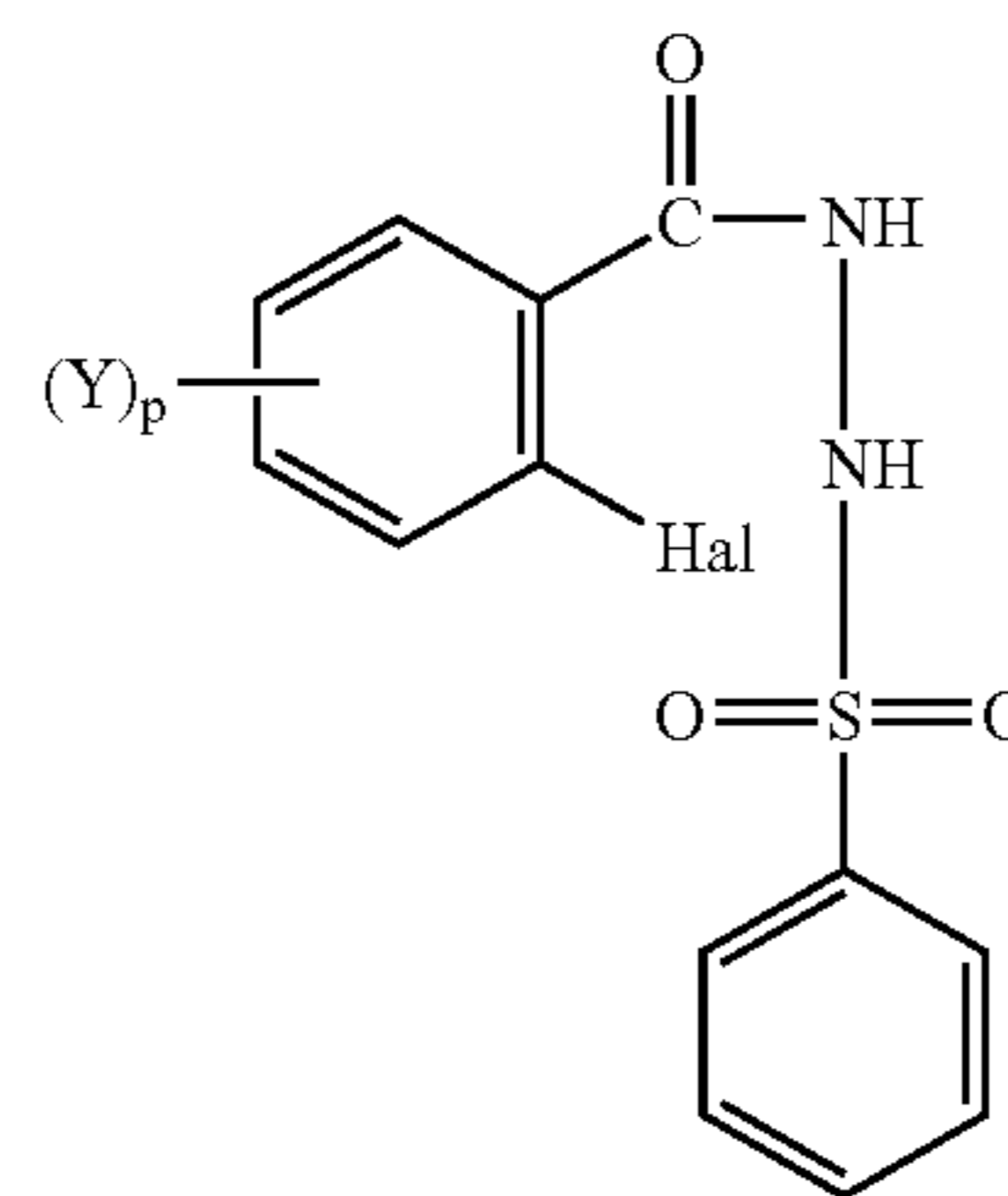


28

The hydrazide of formula (8) is reacted with a phenyl sulfonyl halide of the formula

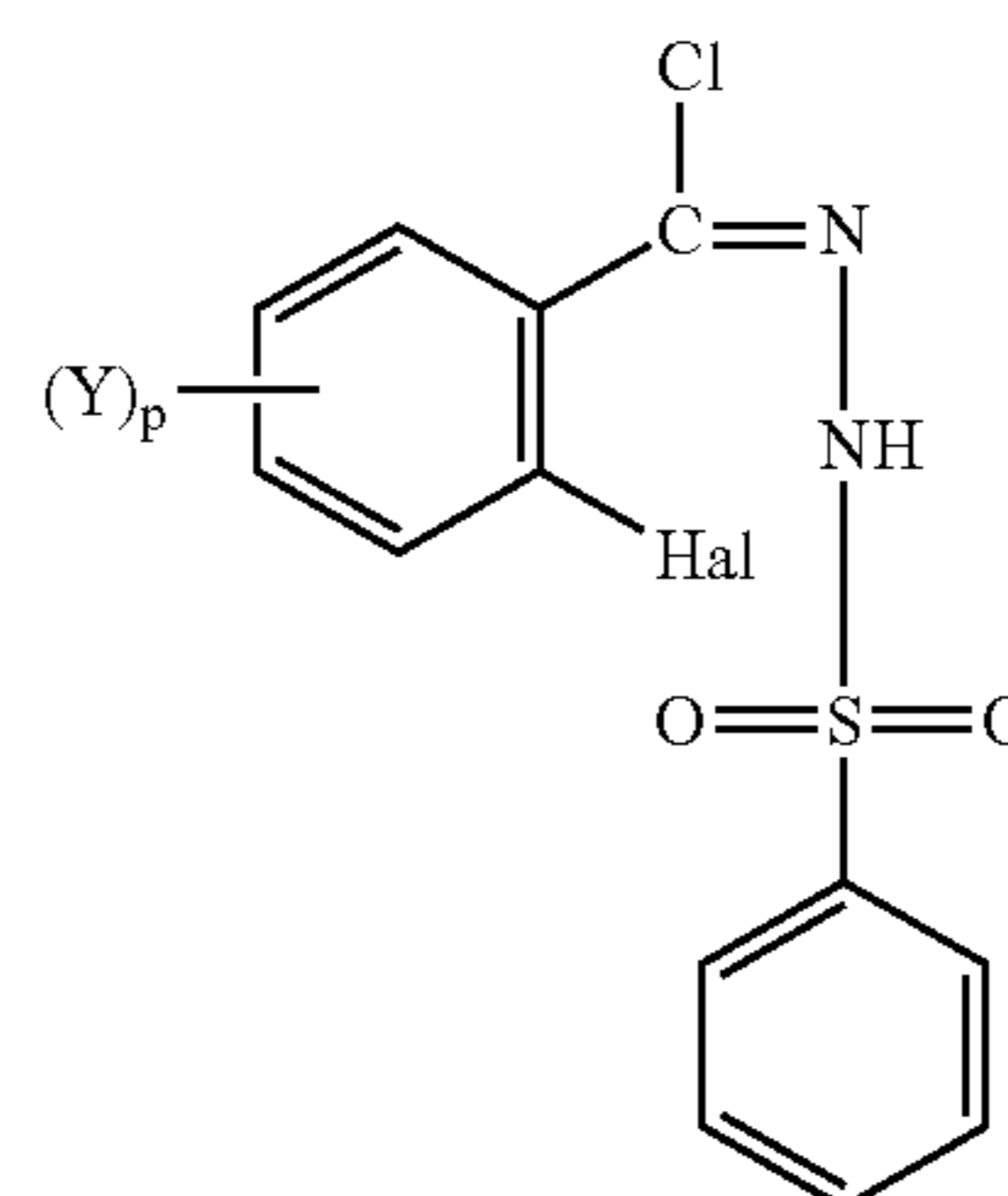


where Hal is a halogen selected from the group consisting of Cl and Br, to form a compound of the formula

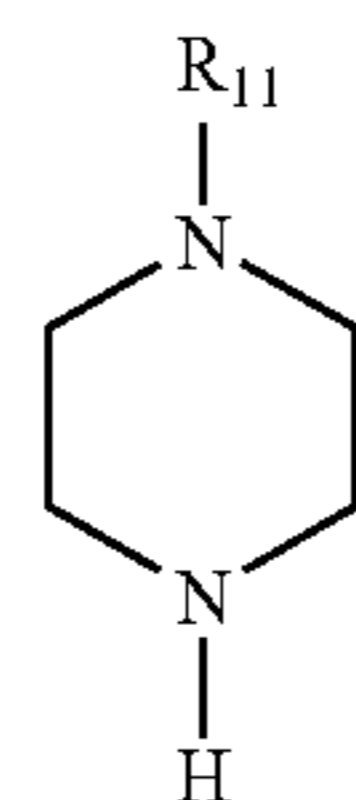


(6) Typically this reaction is carried out in a basic solvent, such as pyridine or collidine, at a temperature of 0° to 30° C. for 2 to 16 hours.

The compound of formula (10) in turn is reacted neat with thionyl chloride at a temperature of 50° to 79° C. (reflux temperature) for 2 to 16 hours to form a compound of formula (11)



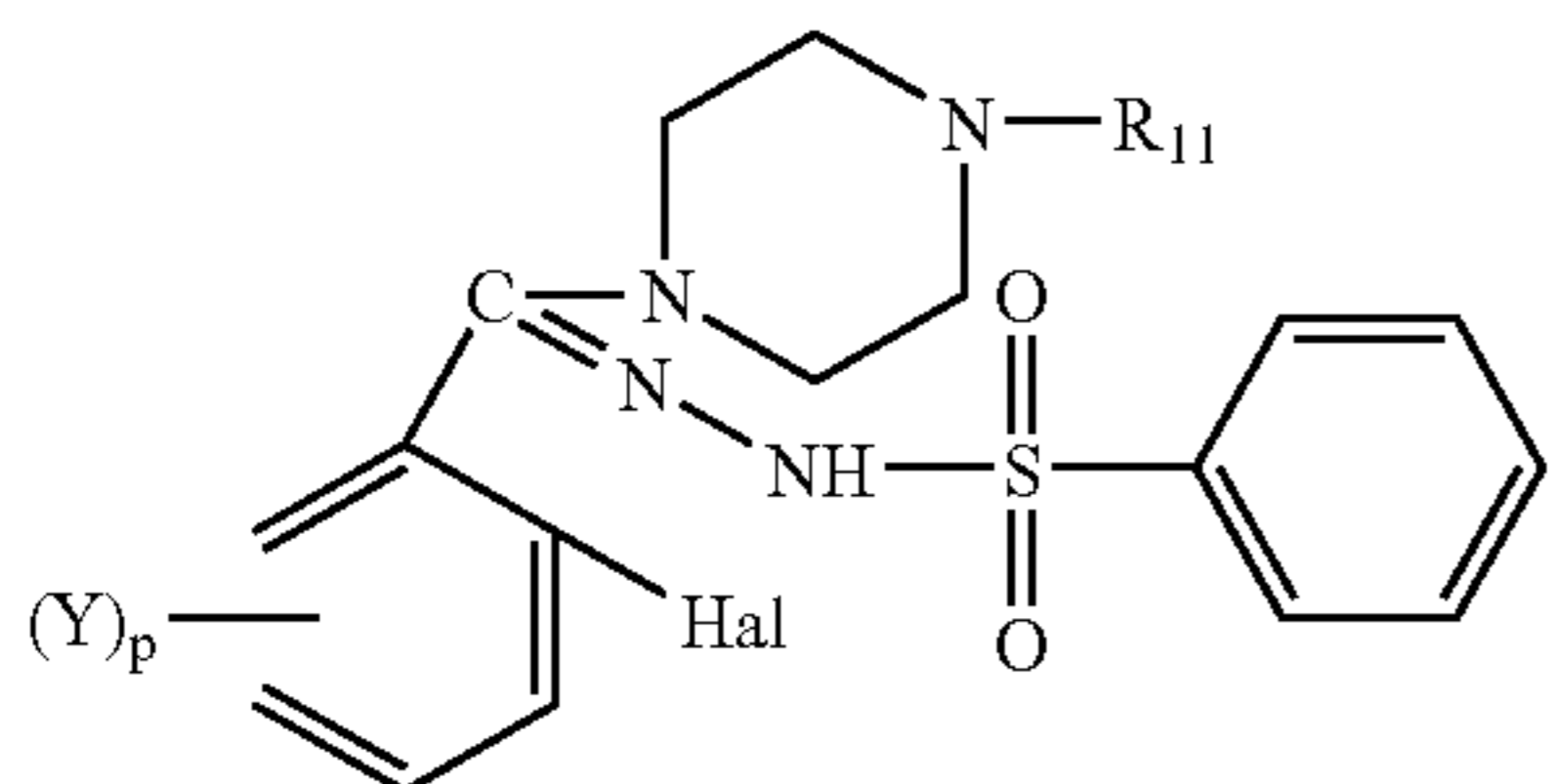
Compound (11) is reacted with a compound of formula (12),



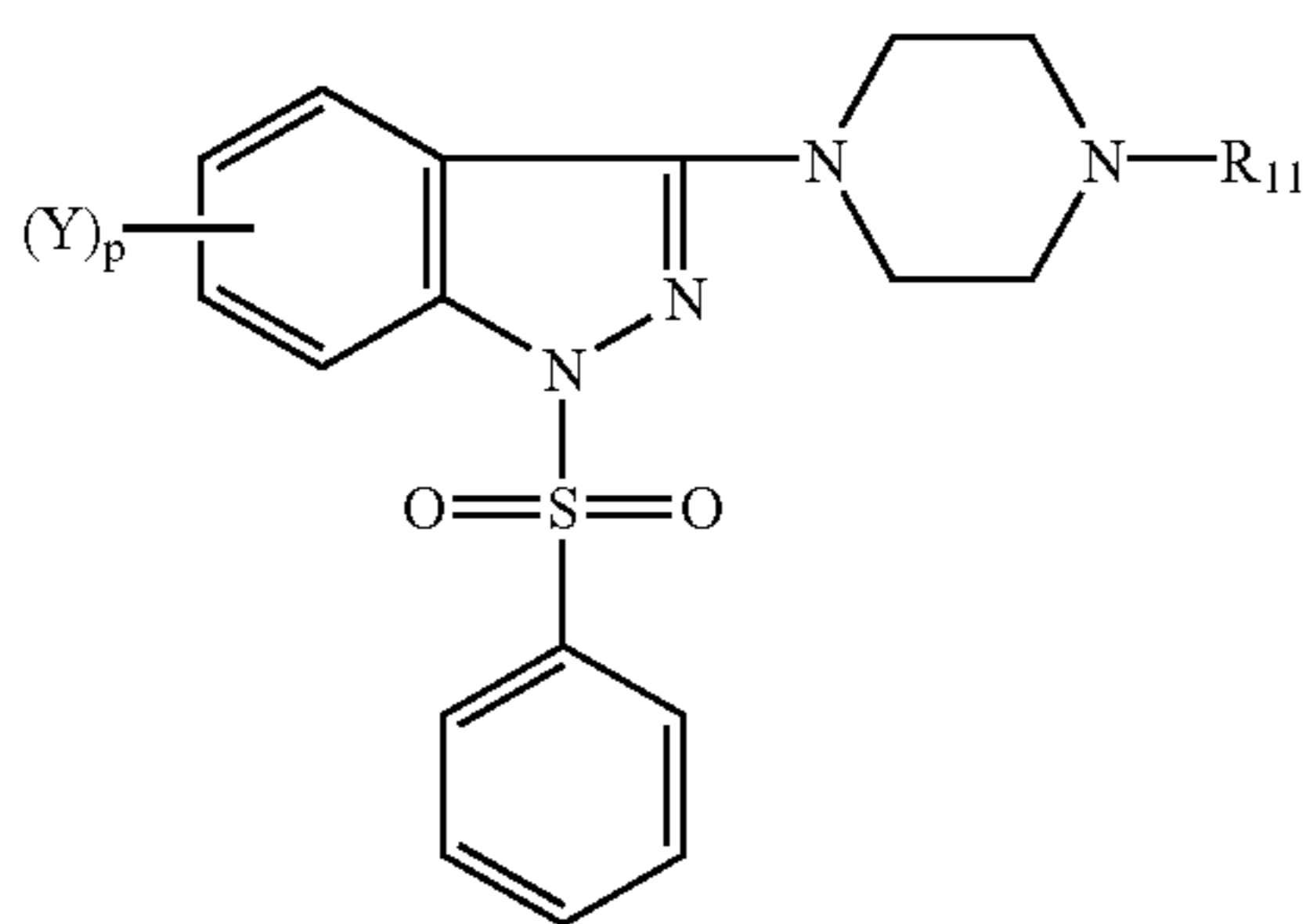
where R<sub>11</sub> is lower alkyl, under conventional nucleophilic reaction conditions, for example in an inert solvent, such as

29

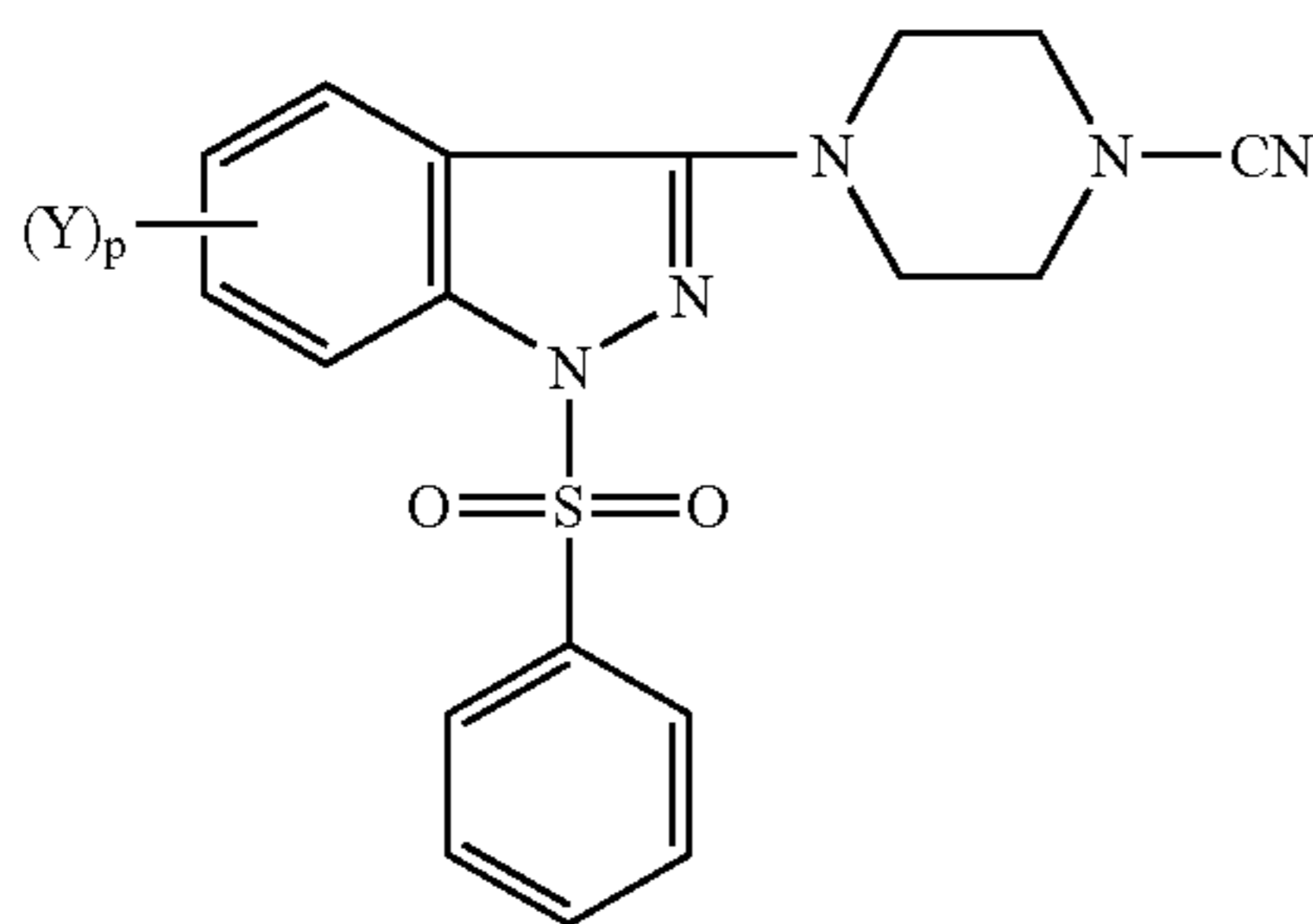
tetrahydrofuran (THF), toluene, or diethylether, at a temperature of 5° to 50° C. for 1 to 16 hours to form a compound having the formula



The compound of formula (13) is then reacted with a condensation agent, such as copper, copper-bronze, or cuprous oxide, in a solvent such as dimethylformamide, dimethylacetamide, or tetramethylurea, at a temperature of 120° to 177° C. for 1 to 16 hours to form a piperazine-substituted phenylsulfonyl indazole of the formula



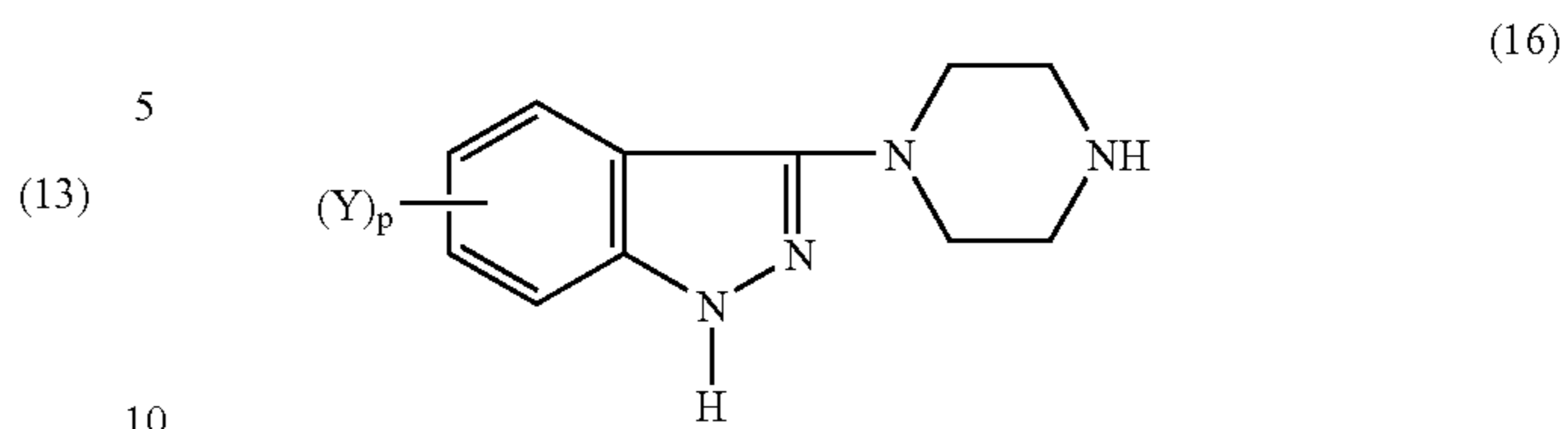
A cyano-substituted piperazine phenylsulfonyl indazole is then formed by reacting the compound of formula (14) with a conventional cyanation source, such as a halo-cyanide, e.g. BrCN or ClCN, under conventional cyanation conditions, typically in an inert solvent, e.g. dimethylsulfoxide (DMSO) or CHCl<sub>3</sub>, at ambient temperature for 2 to 16 hours to form a compound of formula



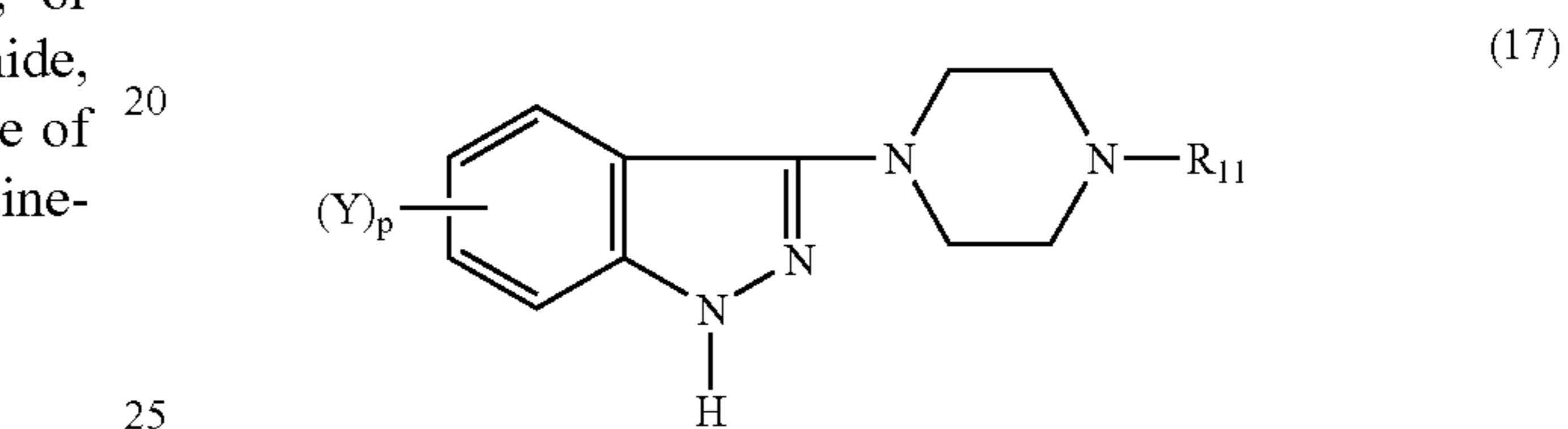
The compound of formula (15) is then subjected to reduction by means of a metal hydride, e.g. lithium aluminum hydride (LiAlH<sub>4</sub>). Typically the reduction is carried out under standard reduction conditions in a solvent, such as tetrahydro-

30

furan or diethyl ether, at a temperature of 35° to 67° C. for 6 to 16 hours to form a compound of formula (16):



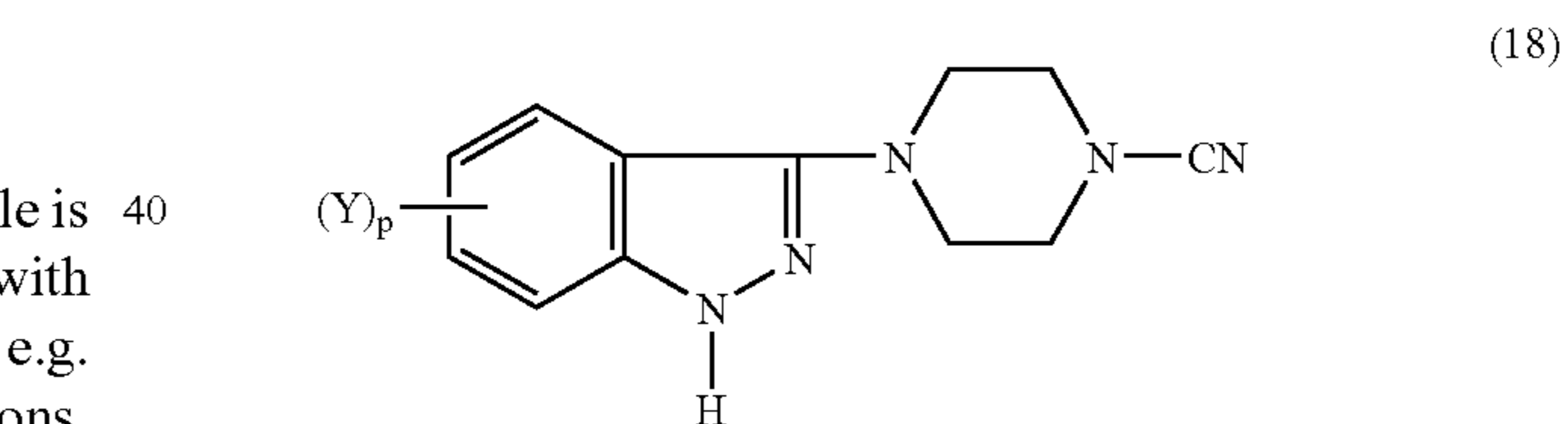
A compound of formula (16) can be formed in an alternative manner by first reacting a compound of formula (14) with a strong base, such as a metal alcoholate, e.g. sodium methoxide, sodium ethoxide, or sodium butoxide, or with KOH in tetrahydrofuran to form a compound of formula (17):



This reaction is typically carried out in a polar solvent, such as for example CH<sub>3</sub>OH or C<sub>2</sub>H<sub>5</sub>OH, at a temperature of ambient to 50° C. for 1 to 16 hours.

Alternatively, the compound of formula (17) can be formed by reducing compound (14) with LiAlH<sub>4</sub> under conditions as previously described.

The compound of formula (17) in turn can be reacted with a cyanation reagent, as previously described, to form a cyano substituted piperazine indazole of the formula

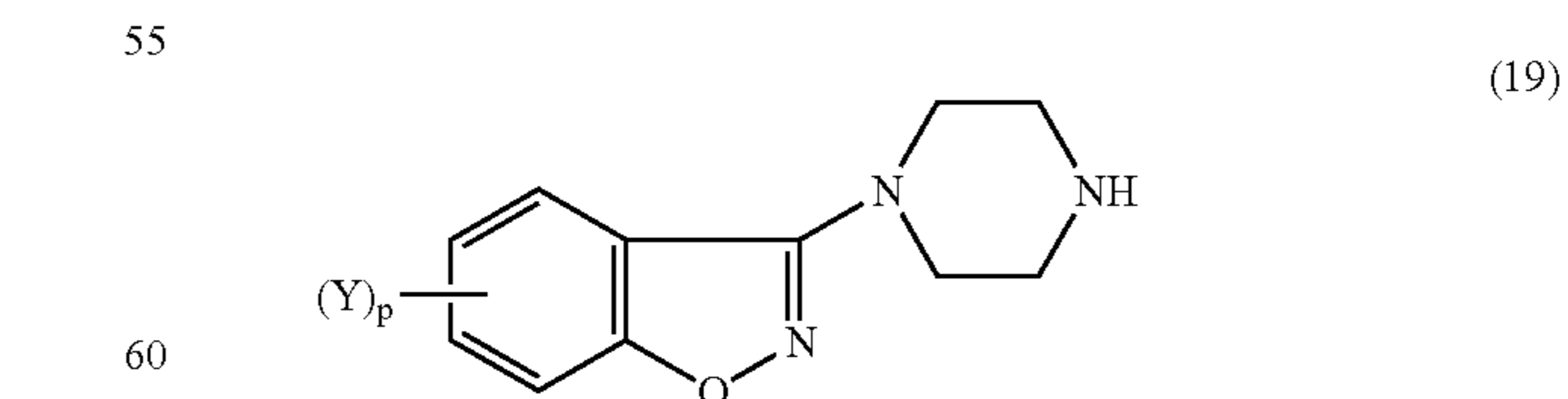


which in turn can be reduced with a metal hydride, as previously described, to form a compound of formula (16).

In an alternative embodiment, a compound of formula (18) can be reacted with an aqueous mineral acid, e.g. H<sub>2</sub>SO<sub>4</sub> or HCl, at a temperature of 50° to 120° C. for 2 to 16 hours to form a compound of formula (16).

2. Preparation of 3-(1-unsubstituted-4-piperazinyl)-1,2-benzisoxazoles

A compound of the formula:



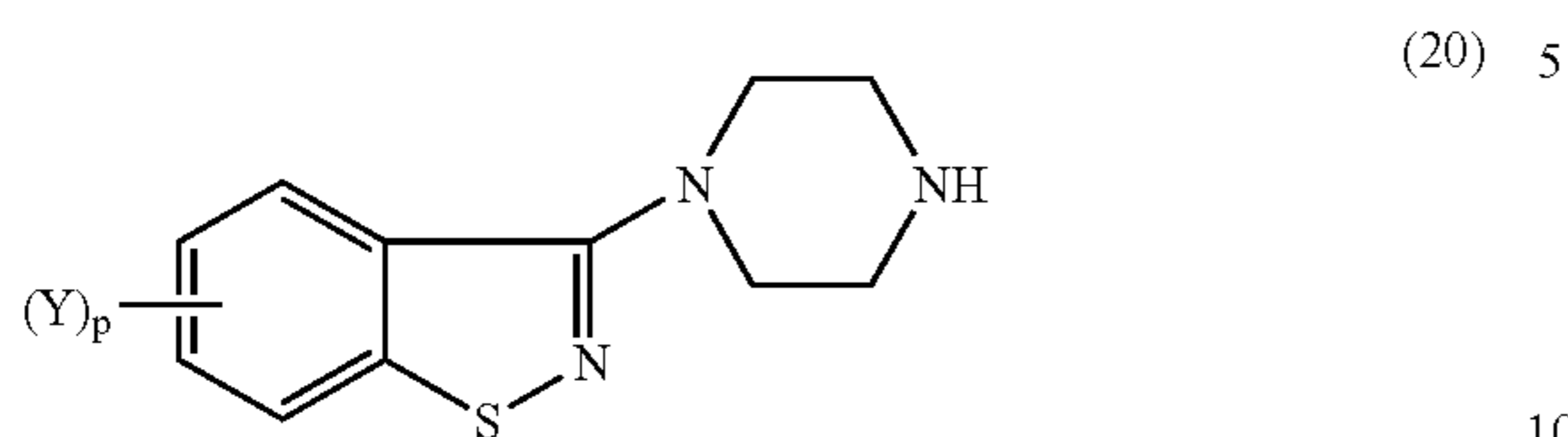
can be prepared according to conventional techniques. Suitable procedures are described in J. Med. Chem. 1986, 29:359. Compounds of formula (19) are useful for synthesizing the benzisoxazole substituted piperazines of the invention.



## 31

## 3. Preparation of 3-(1-unsubstituted-4-piperazinyl)-1,2-benzisothiazoles

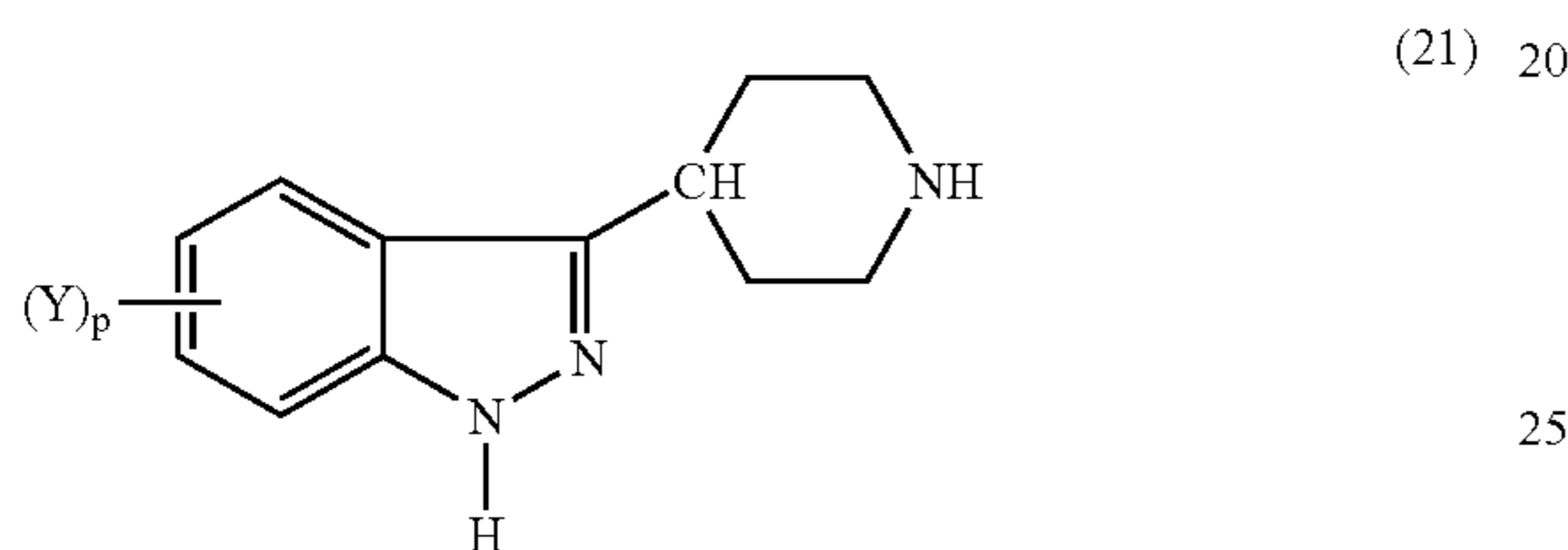
A compound of the formula:



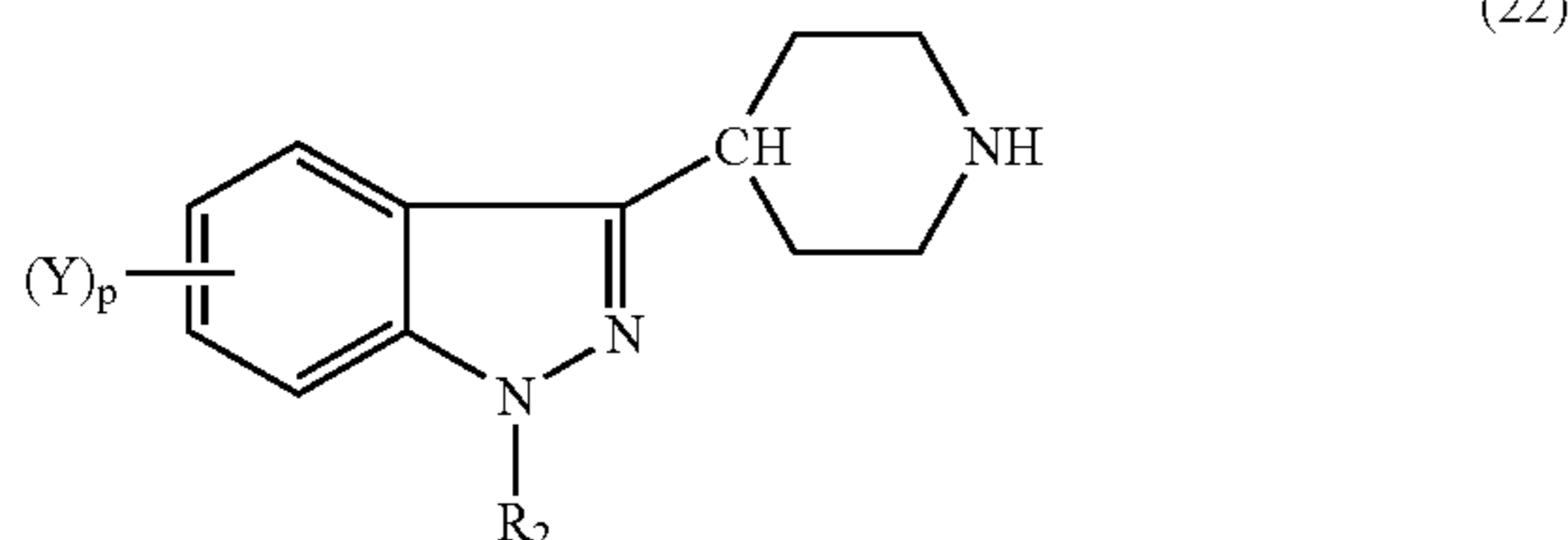
for use in synthesizing the benzisothiazole substituted piperazines of the invention can be prepared according to the techniques described in *J. Med. Chem.* 1986, 29:359 and United Kingdom Patent (GB) 2 163 432 A.

## 4. Preparation of 3-(1-unsubstituted-4-piperidinyl)-1H-indazoles

A compound of the formula:



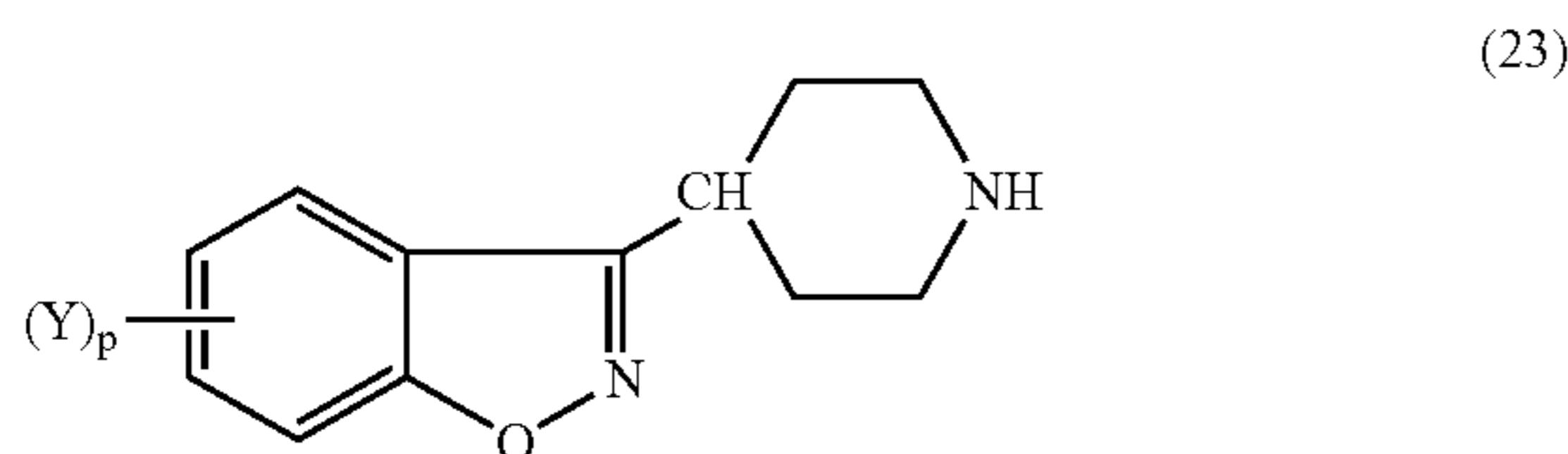
or



for use in synthesizing the indazole-substituted piperidines of the invention can be prepared using known techniques. For example, suitable techniques are described in substantial detail in U.S. Pat. No. 4,710,573.

## Preparation of 3-(1-unsubstituted-4-piperidinyl)-1,2-benzisoxazoles

A compound of the formula:



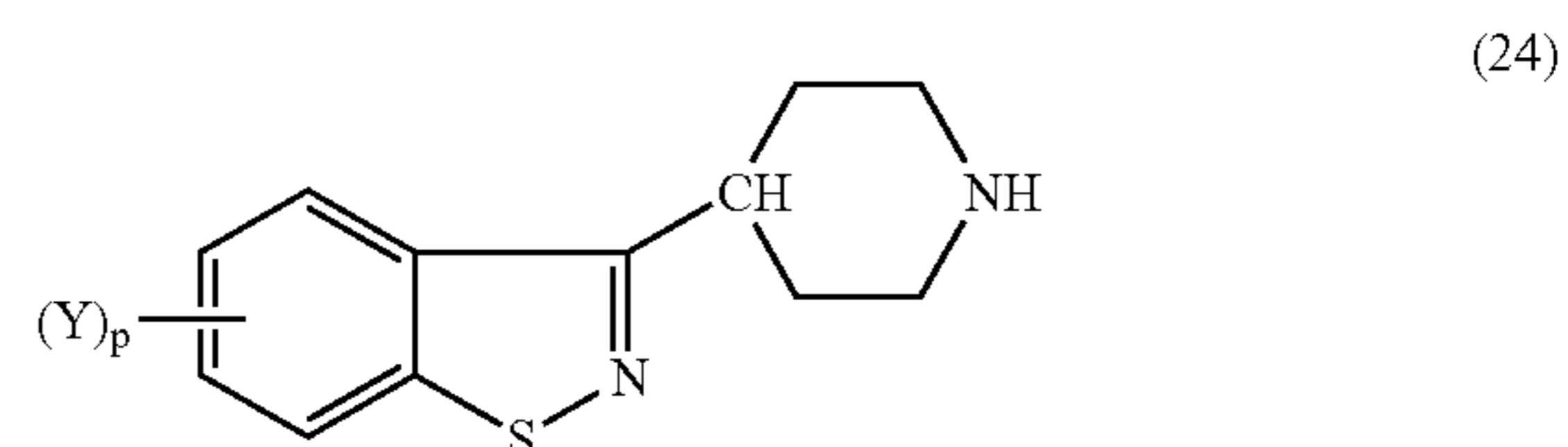
can be prepared by following the teachings from several sources. For example, U.S. Pat. No. 4,355,037 contains a detailed description of compounds of formula (23) and of methods for preparing the compounds. Additional disclosure of methods for preparing the compounds of formula (23) can be found in U.S. Pat. No. 4,327,103 and in Strupczewski et al., *J. Med. Chem.*, 28:761-769 (1985). The compounds of formula (23) can be employed in the synthesis of the benzisoxazole substituted piperidines of the invention.

## 6. Preparation of 3-(1-unsubstituted-4-piperidinyl)-1,2-benzisothiazoles

Certain 3-(4-piperidinyl)-1,2-benzisothiazoles can be employed in the synthesis of the N-(aryloxyalkyl)heteroaryl

## 32

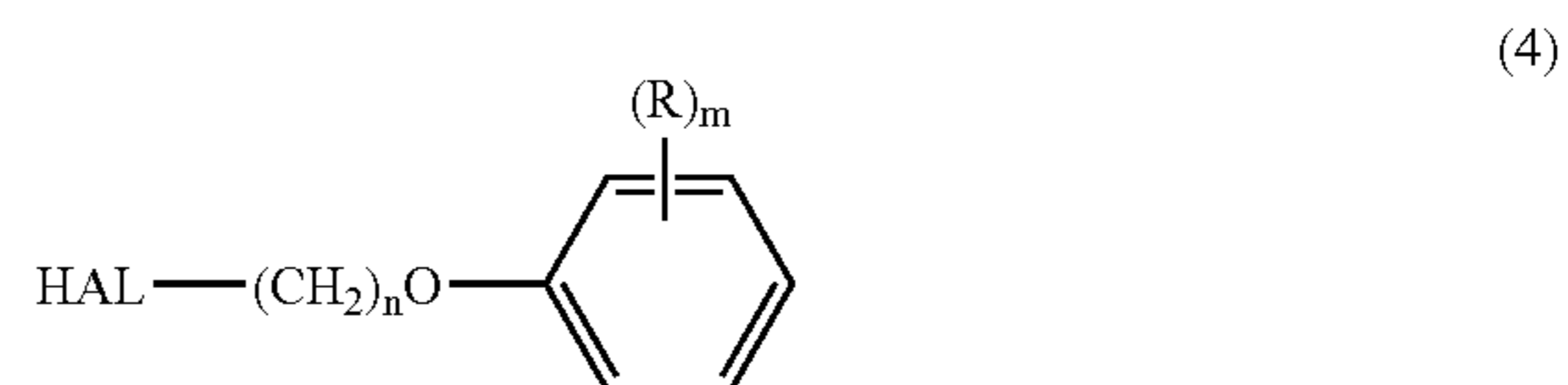
piperidines of the invention. Specifically, a benzisothiazole of the formula:



can be reacted with the alkylating agent previously described to form the N-(aryloxyalkyl)heteroaryl piperidines of the invention. Compounds of formula (24) and their methods of preparation are described in detail in U.S. Pat. No. 4,458,076.

## 7. Preparation of alkylating agents

The compounds described in Sections 1-6 above can be reacted with alkylating agents of the formula:



to form the N-(aryloxyalkyl)heteroaryl piperidines, piperazines, and pyrrolidines of the invention. The alkylating agents of formula (4) and methods for preparing the alkylating agents are described in U.S. Pat. No. 4,366,162. Additional disclosure can be found in South African publication EA 86 14522. In addition, procedures for making alkylating agents are described in the following Examples. These procedures can be employed to make other alkylating agents for use in this invention.

## 8. Alkylation of heteroaryl piperidines, piperazines, and pyrrolidines to form the compounds of the invention

The heteroaryl piperidines, piperazines, and pyrrolidines described in Sections 1-6 above can be reacted under alkylating conditions with the alkylating agents described in Section 7 to form the compounds of this invention. The reaction can be carried out by dissolving the reagents in an inert solvent, such as dimethylformamide, acetonitrile, or butanol, and allowing the reagents to react from a temperature of 50° C. to refluxing of the solvent in the presence of an acid receptor, such as a base. Examples of suitable bases are alkali metal carbonates, such as potassium carbonate, sodium carbonate, or sodium bicarbonate. The reaction can be carried out with or without a catalytic amount of an alkaline iodide, such as potassium iodide or sodium iodide, for a time sufficient to form a compound of formula (I) of the invention. Generally, the alkylation reaction is carried out for about 4 to about 16 hours, depending on reactivity of the reagents. The reaction temperature can vary from about 50° to about 120° C. The products can be isolated by treating the reaction product with water, extracting the product into an organic solvent that is immiscible in water, washing, drying, and concentrating the organic solvent to yield the free base, and then, if indicated, converting the resulting compound to an acid addition salt in a conventional manner.

Following are typical examples of compounds of the invention that can be prepared by following the techniques described above:

- 1-[4-[3-[4-(1H-indazol-3-yl)-1-piperazinyl]propoxy]-3-methoxyphenyl]ethanone;
- 1-[4-[3-[4-(1,2-benzisoxazol-3-yl)-1-piperidinyl]propoxy]-3-methoxyphenyl]ethanone;
- 1-[4-[3-[4-(6-fluoro-1,2-benzisoxazol-3-yl)-1-piperidinyl]propoxy]-3-methoxyphenyl]ethanone;

1-[4-[4-[4-(1,2-benzisoxazol-3-yl)-1-piperidinyl]butoxy]-3-methoxyphenyl]ethanone;  
 1-[4-[4-[4-(6-fluoro-1,2-benzisoxazol-3-yl)-1-piperidinyl]butoxy]-3-methoxyphenyl]ethanone;  
 1-[4-[2-[4-(1,2-benzisoxazol-3-yl)-1-piperidinyl]ethoxy]-3-methoxyphenyl]ethanone fumarate;  
 1-[4-[4-[4-(1H-indazol-3-yl)-1-piperazinyl]butoxy]-3-methoxyphenyl]ethanone fumarate;  
 1-[4-[2-[4-(6-fluoro-1,2-benzisoxazol-3-yl)-1-piperidinyl]ethoxy]-3-methoxyphenyl]ethanone;  
 4-[3-[4-(6-fluoro-1,2-benzisoxazol-3-yl)-1-piperidinyl]propoxy]-3-methoxy- $\alpha$ -methylbenzenemethanol;  
 1-[4-[3-[4-(1,2-benzisothiazol-3-yl)-1-piperidinyl]propoxy]-3-methoxyphenyl]ethanone;  
 1-[4-[3-[4-(6-fluoro-1,2-benzisoxazol-3-yl)-1-piperidinyl]propoxy]-3-hydroxyphenyl]ethanone;  
 1-[4-[3-[4-(6-fluoro-1H-indazol-3-yl)-1-piperazinyl]propoxy]-3-methoxyphenyl]ethanone;  
 1-[4-[4-[4-(6-fluoro-1H-indazol-3-yl)-1-piperazinyl]butoxy]-3-methoxyphenyl]ethanone;  
 1-[4-[3-[4-(1H-indazol-3-yl)-1-piperidinyl]propoxy]-3-methoxyphenyl]ethanone;  
 1-[4-[3-[4-(6-chloro-1,2-benzisoxazol-3-yl)-1-piperidinyl]propoxy]-3-methoxyphenyl]ethanone;  
 1-[4-[4-[4-(6-chloro-1,2-benzisoxazol-3-yl)-1-piperidinyl]butoxy]-3-methoxyphenyl]ethanone fumarate;  
 1-[4-[3-[4-(5-fluoro-1,2-benzisoxazol-3-yl)-1-piperidinyl]propoxy]-3-methoxyphenyl]ethanone;  
 6-fluoro-3-[1-[3-(2-methoxyphenoxy)propyl]-4-piperidinyl]-1,2-benzisoxazole fumarate;  
 [4-[3-[4-(6-fluoro-1,2-benzisoxazol-3-yl)-1-piperidinyl]propoxy]-3-methoxyphenyl]phenylmethanone;  
 1-[4-[4-[4-(1H-indazol-3-yl)-1-piperidinyl]butoxy]-3-methoxyphenyl]ethanone;  
 1-[4-[2-[4-(6-chloro-1,2-benzisoxazol-3-yl)-1-piperidinyl]ethoxy]-3-methoxyphenyl]ethanone;  
 1-[3-[3-[4-(6-fluoro-1,2-benzisoxazol-3-yl)-1-piperidinyl]propoxy]phenyl]ethanone fumarate;  
 1-[4-[3-[4-(6-fluoro-1,2-benzisoxazol-3-yl)-1-piperidinyl]propoxy]-2-methylphenyl]ethanone;  
 1-[2-[3-[4-(6-fluoro-1,2-benzisoxazol-3-yl)-1-piperidinyl]propoxy]-5-methylphenyl]ethanone;  
 N-[4-[3-[4-(6-fluoro-1,2-benzisoxazol-3-yl)-1-piperidinyl]propoxy]-3-methoxyphenyl]acetamide hemifumarate;  
 6-chloro-3-(1-piperazinyl)-1H-indazole;  
 1-[4-[3-[4-(6-fluoro-1H-indazol-3-yl)-1-piperidinyl]propoxy]-3-methoxyphenyl]ethanone;  
 1-[4-[3-[4-(6-fluoro-1,2-benzisoxazol-3-yl)-1-piperidinyl]propoxy]-3-methylphenyl]ethanone hemifumarate;  
 1-[4-[3-[4-(6-fluoro-1,2-benzisoxazol-3-yl)-1-piperidinyl]propoxy]phenyl]ethanone;  
 1-[4-[3-[4-(6-chloro-1H-indazol-3-yl)-1-piperazinyl]propoxy]-3-methoxyphenyl]ethanone;  
 1-[4-[4-[4-(1,2-benzisothiazol-3-yl)-1-piperazinyl]butoxy]-3-methoxyphenyl]ethanone;  
 4-[3-[4-(6-fluoro-1,2-benzisoxazol-3-yl)-1-piperidinyl]propoxy]-3-methoxybenzotrile;  
 1-[4-[4-[4-(6-fluoro-1H-indazol-3-yl)-1-piperidinyl]butoxy]-3-methoxyphenyl]ethanone;  
 1-[4-[3-[4-(1-benzoyl-6-fluoro-1H-indazol-3-yl)-1-piperazinyl]propoxy]-3-methoxyphenyl]ethanone sesquifumarate;  
 1-[4-[4-[4-(6-chloro-1H-indazol-3-yl)-1-piperazinyl]butoxy]-3-methoxyphenyl]ethanone;  
 1-[4-[3-[4-(1,2-benzisothiazol-3-yl)-1-piperazinyl]propoxy]-3-methoxyphenyl]ethanone hemifumarate;  
 1-[3,5-dibromo-4-[3-[4-(6-fluoro-1,2-benzisoxazol-3-yl)-1-piperidinyl]propoxy]phenyl]ethanone;

1-[4-[2-[4-(1,2-benzisothiazol-3-yl)-1-piperazinyl]ethoxy]-3-methoxyphenyl]ethanone;  
 6-fluoro-3-[1-(3-phenoxypropyl)-4-piperidinyl]-1,2-benzisoxazole;  
 1-[4-[2-[4-(6-chloro-1H-indazol-3-yl)-1-piperazinyl]ethoxy]-3-methoxyphenyl]ethanone;  
 1-[4-[3-[4-(6-fluoro-1,2-benzisoxazol-3-yl)-1-piperidinyl]propoxy]-3-methylmercaptophenyl]ethanone;  
 1-[4-[4-[4-(1,2-benzisothiazol-3-yl)-1-piperidinyl]butoxy]-3-methoxyphenyl]ethanone;  
 1-[4-[3-[4-(6-fluoro-1,2-benzisoxazol-3-yl)-1-piperidinyl]propoxy]-3-methoxyphenyl]phenylmethanone;  
 1-[3-bromo-4-[3-[4-(6-fluoro-1,2-benzisoxazol-3-yl)-1-piperidinyl]propoxy]phenyl]ethanone;  
 3-[1-[3-[4-(1-ethoxyethyl)-2-methoxyphenoxy]propyl]-4-piperidinyl]-6-fluoro-1,2-benzisoxazole hydrochloride;  
 3-[1-[3-[4-(1-acetoxyethyl)-2-methoxyphenoxy]propyl]-4-piperidinyl]-6-fluoro-1,2-benzisoxazole fumarate;  
 1-[4-[3-[4-(6-fluoro-1,2-benzisoxazol-3-yl)-1-piperidinyl]propoxy]-3-methoxyphenyl]pentanone;  
 2-[3-[4-(6-fluoro-1,2-benzisoxazol-3-yl)-1-piperidinyl]propoxy]-N-methylbenzenamine hemifumarate;  
 3-[1-[3-(4-bromo-2-methoxyphenoxy)propyl]-4-piperidinyl]-6-fluoro-1,2-benzisoxazole;  
 1-[4-[3-[4-(6-fluoro-1,2-benzisoxazol-3-yl)-1-piperidinyl]propoxy]-3-methoxyphenyl]propanone;  
 4-[3-[4-(6-fluoro-1,2-benzisoxazol-3-yl)-1-piperidinyl]propoxy]-3-methoxybenzamide;  
 1-[4-[3-[4-(6-fluoro-1,2-benzisoxazol-3-yl)-1-piperidinyl]propoxy]-3-(methylamino)phenyl]ethanone;  
 1-[4-[3-[4-(6-fluoro-1,2-benzisoxazol-3-yl)-1-piperidinyl]propoxy]-3-ethoxyphenyl]ethanone;  
 N-[2-[3-[4-(6-fluoro-1,2-benzisoxazol-3-yl)-1-piperidinyl]propoxy]phenyl]acetamide;  
 1-[4-[3-[4-(6-fluoro-1,2-benzisoxazol-3-yl)-1-piperidinyl]propoxy]-3-dimethylaminophenyl]ethanone;  
 1-[4-[3-[4-(6-fluoro-1,2-benzisoxazol-3-yl)-1-piperidinyl]propoxy]-2-methoxyphenyl]ethanone hydrochloride;  
 1-[4-[3-[4-(6-fluoro-1,2-benzisoxazol-3-yl)-1-piperidinyl]propoxy]-3-methoxyphenyl]-2,2,2-trifluoroethanone;  
 4-[3-[4-(6-fluoro-1,2-benzisoxazol-3-yl)-1-piperidinyl]propoxy]-3-hydroxy- $\alpha$ -methylbenzenemethanol;  
 2-[3-[4-(6-fluoro-1,2-benzisoxazol-3-yl)-1-piperidinyl]propoxy]aniline dihydrochloride;  
 N-[5-acetyl-2-[3-[4-(6-fluoro-1,2-benzisoxazol-3-yl)-1-piperidinyl]propoxy]phenyl]acetamide;  
 3-[1-[3-(4-ethyl-3-methoxyphenoxy)propyl]-4-piperidinyl]-6-fluoro-1,2-benzisoxazole hydrochloride;  
 1-[3,5-dimethoxy-4-[3-[4-(6-fluoro-1,2-benzisoxazol-3-yl)-1-piperidinyl]propoxy]phenyl]ethanone;  
 N-[3-[3-[4-(6-fluoro-1,2-benzisoxazol-3-yl)-1-piperidinyl]propoxy]phenyl]acetamide hemifumarate;  
 3-[3-[4-(6-fluoro-1,2-benzisoxazol-3-yl)-1-piperidinyl]propoxy]aniline;  
 3-[3-[4-(6-fluoro-1,2-benzisoxazol-3-yl)-1-piperidinyl]propoxy]-4-methoxyaniline;  
 1-[4-[3-[4-(6-fluoro-1,2-benzisothiazol-3-yl)-1-piperidinyl]propoxy]-3-methylaminophenyl]ethanone fumarate;  
 N-[3-[3-[4-(6-fluoro-1,2-benzisothiazol-3-yl)-1-piperidinyl]propoxy]-4-methoxyphenyl]acetamide;  
 1-[4-[3-[4-(6-fluoro-1,2-benzisothiazol-3-yl)-1-piperidinyl]propoxy]-3-methoxyphenyl]ethanone hydrochloride;  
 N,N-dimethyl-4-[3-[4-(6-fluoro-1,2-benzisoxazol-3-yl)-1-piperidinyl]propoxy]-3-methoxybenzamide;  
 1-[4-[3-[4-(6-fluoro-1,2-benzisoxazol-3-yl)-1-piperidinyl]propoxy]-3-methoxyphenyl]ethanone oxime;  
 1-[4-[3-[4-(6-fluoro-1,2-benzisoxazol-3-yl)-1-piperidinyl]propoxy]-methoxyphenyl]ethanone oxime O-methyl ether;

1-[4-[3-[4-(6-fluoro-1,2-benzisoxazol-3-yl)-1-piperidinyl]propoxy]-3-methoxyphenyl]ethanone hydrazone;  
 6-fluoro-3-[1-[3-[2-methoxy-4-(1-methylethenyl)phenoxy]propyl]-4-piperidinyl]-1,2-benzisoxazole hydrochloride;  
 (Z)-1-[4-[(4-chloro-2-butenyl)oxy]-3-methoxyphenyl]ethanone;  
 (Z)-1-[4-[[4-[4-(6-fluoro-1,2-benzisoxazol-3-yl)-1-piperidinyl]-2-butenyl]oxy]-3-methoxyphenyl]ethanone;  
 (E)-1-[3-[[4-[4-(6-fluoro-1,2-benzisoxazol-3-yl)-1-piperidinyl]-2-butenyl]oxy]-4-hydroxyphenyl]ethanone hydrochloride;  
 (E)-1-[3-[[4-[4-(6-fluoro-1,2-benzisoxazol-3-yl)-1-piperidinyl]-2-butenyl]oxy]-4-benzyloxyphenyl]ethanone;  
 6-(3-chloropropoxy)-5-methoxy indole;  
 6-fluoro-3-[1-[3-[(5-methoxy-1H-indol-6-yl)oxy]propyl]-4-piperidinyl]-1,2-benzisoxazole;  
 6-fluoro-3-[1-[3-[(1H-indol-7-yl)oxy]propyl]-4-piperidinyl]-1,2-benzisoxazole hemifumarate;  
 6-fluoro-3-[1-(3-hydroxypropyl)-4-piperidinyl]-1,2-benzisoxazole;  
 6-fluoro-3-[1-(2-pyrimidinoxy)propyl]-4-piperidinyl]-1,2-benzisoxazole fumarate;  
 6-aceto-2-[4-(6-fluoro-1,2-benzisoxazol-3-yl)-1-piperidinyl]methyl-1,4-benzodioxan;  
 2-[4-(6-fluoro-1,2-benzisoxazol-3-yl)-1-piperidinyl]methyl-1,4-benzodioxan;  
 2-[4-(6-fluoro-1,2-benzisoxazol-3-yl)-1-piperidinyl]ethyl-1,4-benzodioxan;  
 6-(3-chloropropoxy)-7-methoxy-1-tetralone;  
 6-[3-[4-(6-fluoro-1,2-benzisoxazol-3-yl)-1-piperidinyl]propoxy]-7-methoxy-1-tetralone;  
 N-(3-chloropropyl)-2-benzoxazolinone;  
 N-(3-chloropropyl)-6-acetyl-2-benzoxazolinone;  
 N-[3-[4-(6-fluoro-1,2-benzisoxazol-3-yl)-1-piperidinyl]propyl]-6-acetyl-2-benzoxazolinone;  
 N-[3-[4-(6-fluoro-1,2-benzisoxazol-3-yl)-1-piperidinyl]propyl]phthalimide;  
 1-(3-aminopropyl)-4-(6-fluoro-1,2-benzisoxazol-3-yl)piperidine dihydrochloride;  
 cis-2-(3-(4-(6-fluoro-1,2-benzisoxazol-3-yl)-1-piperidinyl)propyl)-hexahydro-1H-isoindole-1,3-dione hydrochloride;  
 N-[4-[4-(6-fluoro-1,2-benzisoxazol-3-yl)-1-piperidinyl]butyl]phthalimide;  
 1-(4-aminobutyl)-4-(6-fluoro-1,2-benzisoxazol-3-yl)piperidine dihydrochloride;  
 cis-(2-(4-(4-(6-fluoro-1,2-benzisoxazol-3-yl)-1-piperidinyl)butyl)-hexahydro-1H-isoindole-1,3-dione hydrochloride;  
 1-[4-[[3-[4-(6-fluoro-1,2-benzisoxazol-3-yl)-1-piperidinyl]propyl]thio]-3-methoxyphenyl]ethanone;  
 4-(6-fluoro-1,2-benzisoxazol-3-yl)-1-(2'-methoxyphenyl)butylpiperidine maleate;  
 4-(4-bromobutyl)-1-(1,3-dithian-2-yl)ethylbenzene;  
 1-[4-(1,3-dithian-2-yl)ethyl]phenyl-4-(6-fluoro-1,2-benzisoxazol-3-yl)butylpiperidine;  
 1-[4-(4'-acetophenyl)butyl]-4-(6-fluoro-1,2-benzisoxazol-3-yl)piperidine;  
 1-[4-[3-[4-(6-fluoro-1,2-benzisoxazol-3-yl)-1-piperidinyl]propylamino]-3-methoxyphenyl]ethanone;  
 (2,4-difluorophenyl)-[1-(phenylmethyl)-3-pyrrolidinyl]methanone oxalate;  
 6-fluoro-3-[1-phenylmethyl]-3-pyrrolidinyl]-1,2-benzisoxazole fumarate;  
 (E)-1-[4-[(4-bromo-2-butenyl)oxy]-3-methoxyphenyl]ethanone;  
 4-(3-chloropropoxy)-3-methoxybenzaldehyde;  
 6-fluoro-3-(3-pyrrolidinyl)-1,2-benzisoxazole hydrochloride;

1-[4-[3-[4-(6-fluoro-1,2-benzisoxazol-3-yl)-1-piperidinyl]propylamino]-3-hydroxyphenyl]ethanone;  
 1-[3-acetylamino-4-(3-chloropropoxy)phenyl]ethanone;  
 N-[2-(3-hydroxypropoxy)phenyl]acetamide;  
 4-(3-chloropropoxy)-3-methoxybenzaldehyde;  
 (±)-1-[4-[3-[4-(6-fluoro-1,2-benzisoxazol-3-yl)-1-piperidinyl]-2-methylpropoxy]-3-methoxyphenyl]ethanone;  
 (S)-(+)-1-[4-[3-[4-(6-fluoro-1,2-benzisoxazol-3-yl)-1-piperidinyl]-2-methylpropoxy]-3-methoxyphenyl]ethanone;  
 (R)-(-)-1-[4-[3-[4-(6-fluoro-1,2-benzisoxazol-3-yl)-1-piperidinyl]-2-methylpropoxy]-3-methoxyphenyl]ethanone;  
 1-[4-[3-[4-[(6-fluoro-1,2-benzisoxazol-3-yl)-1-piperidinyl]-2,2-dimethylpropoxy]-3-methoxyphenyl]ethanone;  
 (±)-1-[4-[3-[4-(6-fluoro-1,2-benzisoxazol-3-yl)-1-piperidinyl]-2-phenylpropoxy]-3-methoxyphenyl]ethanone;  
 (±)-1-[4-[3-[4-(6-fluoro-1,2-benzisoxazol-3-yl)-1-piperidinyl]-2-(3-chlorophenyl)propoxy]-3-methoxyphenyl]ethanone;  
 (±)-1-[4-[3-[4-(6-fluoro-1,2-benzisoxazol-3-yl)-1-piperidinyl]-2-(phenylmethyl)propoxy]-3-methoxyphenyl]ethanone;  
 (±)-1-[4-[3-[4-(6-fluoro-1,2-benzisoxazol-3-yl)-1-piperidinyl]-1-methylpropoxy]-3-methoxyphenyl]ethanone;  
 (±)-1-[4-[3-[4-(6-fluoro-1,2-benzisoxazol-3-yl)-1-piperidinyl]-3-methylpropoxy]-3-methoxyphenyl]ethanone;  
 (±)-1-[4-[4-[4-(1,2-benzisoxazol-3-yl)-1-piperidinyl]-3-methylbutoxy]-3-methoxyphenyl]ethanone;  
 (±)-1-[4-[4-[4-(1,2-benzisoxazol-3-yl)-1-piperidinyl]-3-phenylbutoxy]-3-methoxyphenyl]ethanone;  
 (±)-1-[4-[4-[4-(1,2-benzisoxazol-3-yl)-1-piperidinyl]-2-(2-phenylethyl)butoxy]-3-methoxyphenyl]ethanone;  
 (±)-[4-[2-[4-(6-fluoro-1,2-benzisoxazol-3-yl)-1-piperidinyl]-1-methylethoxy]-3-methoxyphenyl]ethanone;  
 (E)-1-[4-[[4-[4-(6-fluoro-1,2-benzisoxazol-3-yl)-1-piperidinyl]-1-methyl-2-butenyl]oxy]-3-methoxyphenyl]ethanone;  
 (Z)-1-[4-[[4-[4-(6-fluoro-1,2-benzisoxazol-3-yl)-1-piperidinyl]-3-methyl-2-butenyl]oxy]-3-methoxyphenyl]ethanone;  
 (±)-1-[4-[[4-[4-(6-fluoro-1,2-benzisoxazol-3-yl)-1-piperidinyl]-1-propyl-2-butynyl]oxy]-3-methoxyphenyl]ethanone;  
 (S)-(+)-1-[4-[3-[4-(6-fluoro-1H-indazol-3-yl)-1-piperazinyl]-2-methylpropoxy]-3-methoxyphenyl]ethanone;  
 (R)-(-)-1-[4-[3-[4-(6-fluoro-1H-indazol-3-yl)-1-piperazinyl]-2-methylpropoxy]-3-methoxyphenyl]ethanone;  
 (±)-1-[4-[4-[4-(1,2-benzisothiazol-3-yl)-1-piperazinyl]-3-methylbutoxy]-3-methoxyphenyl]ethanone;  
 (±)-1-[4-[3-[4-(6-fluoro-1,2-benzisoxazol-3-yl)-1-piperidinyl]-2-phenylpropoxy]-3-methoxyphenyl]ethanone; and  
 (±)-6-fluoro-3-[1-[3-(2-methyl-(2-methoxyphenoxy)propyl)-4-piperidinyl]-1,2-benzisoxazole.

The compounds of the present invention are useful for treating psychoses by virtue of their ability to elicit an antipsychotic response in mammals. Antipsychotic activity is determined in the climbing mice assay by a method similar to those described by P. Protais, et al.,

Psychopharmacol., 50:1 (1976) and B. Costall, Eur. J. Pharmacol., 50:39 (1978).

Subject CK-1 male mice (23–27 grams) are group-housed under standard laboratory conditions. The mice are individually placed in wire mesh stick cages (4"×10") and are allowed one hour for adaption and exploration of the new environment. The apomorphine is injected subcutaneously at 1.5 mg/kg, a dose causing climbing in all subjects for 30 minutes. Compounds to be tested for antipsychotic activity are injected intraperitoneally or given oral doses at various time intervals, e.g. 30 minutes, 60 minutes, etc. prior to the apomorphine challenge at a screening dose of 10–60 mg/kg.

For evaluation of climbing, 3 readings are taken at 10, 20, and 30 minutes after apomorphine administration according to the following scale:

Climbing Behavior Mice with:	Score
4 paws on bottom (no climbing)	0
2 paws on the wall (rearing)	1
4 paws on the wall (full climb)	2

Mice consistently climbing before the injection of apomorphine are discarded.

With full-developed apomorphine climbing, the animals are hanging on to the cage walls, rather motionless, over long periods of time. By contrast, climbs due to mere motor stimulation usually only last a few seconds.

The climbing scores are individually totaled (maximal score: 6 per mouse over 3 readings) and the total score of the control group (vehicle intraperitoneally-apomorphine subcutaneously) is set to 100%. ED<sub>50</sub> values with 95% confidence limits, calculated by a linear regression analysis, of some of the compounds of the present invention as well as a standard antipsychotic agent are presented in Table 1.

TABLE 1

COMPOUND	CLIMBING MOUSE ASSAY (ED <sub>50</sub> mg/kg, ip)
1-[4-[3-[4-(1H-indazol-3-yl)-1-piperazinyl]propoxy]-3-methoxyphenyl]ethanone	0.98
1-[4-[3-[4-(1,2-benzisoxazol-3-yl)-1-piperidinyl]propoxy]-3-methoxyphenyl]ethanone	0.67
1-[4-[3-[4-(6-fluoro-1,2-benzisoxazol-3-yl)-1-piperidinyl]propoxy]-3-methoxyphenyl]ethanone	0.095
1-[4-[4-[4-(1,2-benzisoxazol-3-yl)-1-piperidinyl]butoxy]-3-methoxyphenyl]ethanone	1.6
1-[4-[4-[4-(6-fluoro-1,2-benzisoxazol-3-yl)-1-piperidinyl]butoxy]-3-methoxyphenyl]ethanone	0.68
1-[4-[3-[4-(6-fluoro-1,2-benzisothiazol-3-yl)-1-piperidinyl]propoxy]-3-methoxyphenyl]ethanone hydrochloride	0.16
2-[4-(6-fluoro-1,2-benzisoxazol-3-yl)-1-piperidinyl]ethyl-1,4-benzodioxan	0.29
(Z)-1-[4-[[4-[4-(6-fluoro-1,2-benzisoxazol-3-yl)-1-piperidinyl]-2-butenyl]oxy]-3-methoxyphenyl]ethanone	0.61
1-[4-(4'-acetophenyl)butyl]-4-(6-fluoro-1,2-benzisoxazol-3-yl)-1-piperidine	0.34
(6-fluoro-3-[1-(3-hydroxypropyl)-4-piperidinyl]-1,2-benzisoxazole	4.1
4-[4-(6-fluoro-1,2-benzisoxazol-3-yl)-1-piperidinyl]butyl decanoate fumarate	3.31

TABLE 1-continued

COMPOUND	CLIMBING MOUSE ASSAY (ED <sub>50</sub> mg/kg, ip)
1-(3-aminopropyl)-4-(6-fluoro-1,2-benzisoxazol-3-yl)piperidine dihydrochloride	22.6
N-[2-[4-(6-fluoro-1,2-benzisoxazol-3-yl)-1-piperidinyl]ethyl]phthalimide	5.0
6-fluoro-3-[1-[3-(isoquinol-5-yl)oxy]propyl]-4-piperidinyl]-1,2-benzisoxazole sesquifumarate	0.172
Chlorpromazine (standard)	1.3

Antipsychotic response is achieved when the compounds of the present invention are administered to a subject requiring such treatment as an effective oral, parenteral, or intravenous dose of from 0.01 to 50 mg/kg of body weight per day. It is to be understood, however, that for any particular subject, specific dosage regimens should be adjusted according to the individual need and the professional judgment of the person administering or supervising the administration of the aforesaid compound. It is to be further understood that the dosages set forth herein are exemplary only and they do not, to any extent, limit the scope or practice of the invention.

Some of the compounds of the present invention are also useful as analgetics due to their ability to alleviate pain in mammals. The analgetic utility is demonstrated in the phenyl p-quinone writhing assay in mice, a standard assay for analgesia: Proc. Soc. Exptl. Biol. Med., 95:729 (1957). Thus, for instance, the subcutaneous dose effecting an approximately 50% inhibition of writhing (ED<sub>50</sub>) in mice produced in this assay is as shown in Table 2.

TABLE 2

COMPOUND	INHIBITION OF PHENYLQUINONE INDUCED WRITHING (ED <sub>50</sub> mg/kg, sc)
1-[4-[3-[4-(1H-indazol-3-yl)-1-piperazinyl]propoxy]-3-methoxyphenyl]ethanone	0.06
1-[4-[3-[4-(1,2-benzisoxazol-3-yl)-1-piperidinyl]propoxy]-3-methoxyphenyl]ethanone	0.17
1-[4-[3-[4-(6-fluoro-1,2-benzisoxazol-3-yl)-1-piperidinyl]propoxy]-3-methoxyphenyl]ethanone	0.03
Propoxyphene(standard)	3.9
Pentazocine (standard)	1.3

Analgesia is achieved when the compounds of the present invention are administered to a subject requiring such treatment as an effective oral, parenteral, or intravenous dose of from 0.01 to 100 mg/kg of body weight per day. It is to be understood, however, that for any particular subject, specific dosage regimens should be adjusted according to the individual need and the professional judgment of the person administering or supervising the administration of the aforesaid compound. It is to be further understood that the dosages set forth herein are exemplary only and that they do not, to any extent, limit the scope or practice of the invention.

Effective amounts of the compounds of the present invention can be administered to a subject by any one of several methods, for example, orally as in capsules or tablets, parenterally in the form of sterile solutions or suspensions, and in some cases intravenously in the form of sterile solutions.

The compounds of the present invention, while effective themselves, can be formulated and administered in the form of their pharmaceutically acceptable addition salts for purposes of stability, convenience of crystallization, increased solubility, and the like. Preferred pharmaceutically acceptable addition salts include salts of mineral acids, for example, hydrochloric acid, sulfuric acid, nitric acid, and the like; salts of monobasic carboxylic acids, for example, acetic acid, propionic acid, and the like; salts of dibasic carboxylic acids, for example, maleic acid, fumaric acid, and the like; and salts of tribasic carboxylic acids, such as carboxysuccinic acid, citric acid, and the like.

Effective quantities of the compounds of the invention can be administered orally, for example, with an inert diluent or with an edible carrier. They can be enclosed in gelatin capsules or compressed into tablets. For the purposes of oral therapeutic administration, compounds of the invention can be incorporated with an excipient and used in the form of tablets, troches, capsules, elixirs, suspensions, syrups, wafers, chewing gums, and the like. These preparations should contain, at least 0.5% of active compound of the invention, but can be varied depending upon the particular form and can conveniently be between 4% to about 70% of the weight of the unit. The amount of active compound in such a composition is such that a suitable dosage will be obtained. Preferred compositions and preparations according to the present invention are prepared so that an oral dosage unit form contains between 1.0–300 milligrams of the active compound of the invention.

Tablets, pills, capsules, troches, and the like can also contain the following ingredients: a binder, such as microcrystalline cellulose, gum tragacanth, or gelatin; an excipient, such as starch or lactose; a disintegrating agent such as alginic acid, Primogel, corn starch, and the like; a lubricant such as magnesium stearate or Sterotes; a glidant such as colloidal silicon dioxide; and a sweetening agent such as sucrose; or saccharin, or a flavoring agent, such as peppermint, methyl salicylate, or orange flavoring. When the dosage unit form is a capsule, it can contain, in addition to materials of the above type, a liquid carrier such as a fatty oil. Other dosage unit forms can contain various materials that modify the physical form of the dosage unit, for example, as coatings. Thus, tablets or pills can be coated with sugar, shellac, or other enteric coating agents. A syrup can contain, in addition to the active compounds, sucrose as a sweetening agent and certain preservatives, dyes, colorings, and flavors. Materials used in preparing these various compositions should be pharmaceutically pure and non-toxic in the amounts used.

For the purpose of parenteral therapeutic administration, the active compound of the invention can be incorporated into a solution or suspension. These preparations should contain at least 0.1% of active compound, but can be varied between 0.5 and about 50% of the weight thereof. The amount of active compounds in such compositions is such that a suitable dosage will be obtained. Preferred compositions and preparations according to the present invention are prepared so that a parenteral dosage unit contains between 0.5 to 100 milligrams of active compound.

Solutions or suspensions can also include the following components: a sterile diluent, such as water for injection, saline solution, fixed oils, polyethylene glycols, glycerine, propylene glycol, or other synthetic solvents; antibacterial agents such as benzyl alcohol or methyl parabens; antioxidants such as ascorbic acid or sodium bisulfite; chelating agents such as ethylenediaminetetraacetic acid; buffers such as acetates, citrates, or phosphates, and agents for the

adjustment of tonicity such as sodium chloride or dextrose. The parenteral preparation can be enclosed in ampules, disposable syringes, or multiple dose vials made of glass or plastic.

The following examples are for illustrative purposes only and are not to be construed as limiting the invention. All temperatures are given in degrees Centigrade (°C.) unless indicated otherwise.

## EXAMPLE 1

## Preparation of 1-[4-[3-[4-(1H-Indazol-3-yl)-1-piperpiperazinyl]propoxy]-3-methoxyphenyl]ethanone

## (A) Synthesis of 2-bromobenzoic acid 2-phenylsulfonylhydrazide

To a solution of 2-bromobenzoic acid hydrazide (132 g) in pyridine (1.2 l) cooled to about 10° with an ice bath, was added benzenesulfonyl chloride (78.3 ml). After complete addition, the reaction was stirred at ambient temperature for four hours, and then poured into ice-hydrochloric acid to precipitate a yellow solid, 135 g. The material was recrystallized from isopropanol to yield 125 g of 2-bromobenzoic acid 2-phenylsulfonylhydrazide, m.p.=154°–156° C.

(B) Synthesis of  $\alpha$ -chloro-2-bromobenzaldehyde phenylsulfonylhydrazide

A mixture of 2-bromobenzoic acid phenylsulfonylhydrazide (125 g, 0.35 mol) and thionyl chloride (265 ml) was stirred and refluxed for 2 hours. After about 15 minutes of reflux, the solid went into solution. The reaction was permitted to cool, and then it was poured into hexane. The resultant white solid was collected to afford 124 g of  $\alpha$ -chloro-2-bromobenzaldehyde phenylsulfonylhydrazide, m.p.=120°–122° C.

## (C) Synthesis of 1-[[[(phenylsulfonyl)hydrazono](2-bromophenyl)methyl]-4-methylpiperazine

To a stirred solution, under nitrogen, of  $\alpha$ -chloro-2-bromobenzaldehyde phenylsulfonylhydrazide (271.1 g; 0.72 mol) in tetrahydrofuran (THF; 2 liters), was added dropwise N-methylpiperazine (159.7 g; 1.6 mol). The reaction was stirred at ambient temperature for three hours, and then permitted to stand at ambient temperature for 16 hours. The reaction was chilled in an ice bath, and then filtered to remove the piperazine hydrochloride that was formed. The filtrate was concentrated to yield a brown gum. The gum was triturated with hot acetonitrile, the mixture was cooled in an ice bath, and when cold, was filtered to remove unwanted side product. The filtrate was then concentrated to afford 392.9 g of a brown gum of crude 1-[[[(phenylsulfonyl)hydrazono](2-bromophenyl)methyl]-4-methylpiperazine.

## (D) Synthesis of 3-(4-Methyl-1-piperazinyl)-1-phenylsulfonyl-1H-indazole

A mixture of 1-[[[(phenylsulfonyl)hydrazono](2-bromophenyl)methyl]-4-methylpiperazine (31.0 g, 0.08 mol), copper bronze (3.1 g), K<sub>2</sub>CO<sub>3</sub> (11.5 g), and dimethylformamide (500 ml), was stirred and refluxed for 1.5 hours. The reaction was poured into water and the aqueous suspension was stirred vigorously with ethyl acetate. The biphasic mixture was filtered through celite, and subsequently the layers were separated. The aqueous portion was extracted with another portion of ethyl acetate, and the combined extracts were washed (H<sub>2</sub>O) and dried (MgSO<sub>4</sub>). Concentration of the extract afforded a solid, which upon trituration with ether gave 19.7 g of solid. The solid was recrystallized from isopropanol to afford 17.7 g (60%) of product, m.p. 158°–161° C. An analytical sample was obtained by another recrystallization from isopropanol (with charcoal treatment) to afford colorless crystals of the

indazole, 3-(4-methyl-1-piperazinyl)-1-phenylsulfonyl-1H-indazole, m.p.=160°–161° C.

ANALYSIS: Calculated for  $C_{18}H_{20}N_4O_2S$ : 60.66% C 5.66% H 15.72% N Found: 60.45% C 5.62% H 15.61% N  
(E) Synthesis of 4-[1-(Phenylsulfonyl)-1H-indazol-3-yl]-1-piperazinecarbonitrile

To a stirred mixture of 3-(4-methyl-1-piperazinyl)-1-phenylsulfonyl-1H-indazole (237 g, 0.67 mol),  $K_2CO_3$  (102 g, 0.74 mol) and dimethylsulfoxide (DMSO, 2000 ml), under nitrogen, was added cyanogen bromide (72 g, 0.68 mol) dissolved in DMSO (525 ml). The reaction was stirred at ambient temperature for 5.5 hours and was then poured into  $H_2O$  (7 l). The solid, which precipitated from solution, was collected by filtration and was washed well with  $H_2O$  affording 168 g (68%) of product. A 5.2 g sample was recrystallized twice from ethanol- $H_2O$  yielding 4.0 g of 4-[1-(phenylsulfonyl)-1H-indazol-3-yl]-1-piperazinecarbonitrile, m.p.=178°–180° C.

ANALYSIS: Calculated for  $C_{18}H_{17}N_5O_2S$ : 58.85% C 4.66% H 19.06% N Found: 59.01% C 4.63% H 19.09% N  
(F) Synthesis of 3-(1-Piperazinyl)-1H-indazole

To a stirred mixture of 4-[1-(phenylsulfonyl)-1H-indazol-3-yl]-1-piperazinecarbonitrile (163 g, 0.44 mol) in tetrahydrofuran (2.0 l) was added, dropwise, lithium aluminum hydride (880 ml; 0.88 mol of a 1M lithium aluminum hydride solution in tetrahydrofuran). After complete addition, the reaction was heated to reflux and stirred for 6 hours, stirred at ambient temperature for one hour and allowed to sit at room temperature overnight. The reaction was quenched by the careful dropwise addition of water. After no more hydrogen could be observed to evolve, the reaction was filtered and the lithium salt filter cake was washed well with tetrahydrofuran. The filtrate was combined with the filtrate of another run (all together the starting material totaled 300 g, i.e. 0.82 mol) and the combined filtrates were concentrated to afford 372 g of a yellow solid suspended in water. An attempt was made to partition the product between water and dichloromethane, but the product proved to be only slightly soluble in dichloromethane. Therefore, the biphasic product suspension was filtered through a coarse sintered funnel and the white product which was collected was dried to afford 121 g. The two phases of the filtrate were separated and the water was extracted again with dichloromethane. All of the dichloromethane phases were combined, washed twice with water, dried with magnesium sulfate, and concentrated to afford 41 g of a brown residue. The residue was triturated with diethyl ether and filtered to afford 10 g of a beige solid, m.p.=139°–150° C. The NMR and MS spectra were consistent with the structure. Recrystallization of 10 g from toluene afforded 7.5 g of 3-(1-piperazinyl)-1H-indazole, m.p. 153°–155° C.

(G) 3-(4-Methyl-1-piperazinyl)-1H-indazole

A stirred mixture of 3-(4-methyl-1-piperazinyl)-1-phenylsulfonyl-1H-indazole (13.5 g, 0.038 mol), methanol (150 ml) and 25%  $CH_3ONa$  in methanol (15.3 ml) was stirred and refluxed for 2.5 h. The reaction was concentrated to about one-tenth its volume, and water was added to the mixture, resulting in a red solution. The solution was extracted with dichloromethane, the extract washed ( $H_2O$ ), dried ( $MgSO_4$ ), and the solvent was concentrated to afford 6.6 g of a rose-colored solid. Two recrystallizations from toluene-hexane afforded 4.3 g (52%) of 3-(4-methyl-1-piperazinyl)-1H-indazole as an off-white solid, m.p.=111°–113° C.

ANALYSIS: Calculated for  $C_{12}H_{16}N_4$ : 66.64% C 7.46% H 25.91% N Found: 66.83% C 7.42% H 25.69% N

(H) 4-(1H-indazol-3-yl)-1-piperazinecarbonitrile

To a stirred mixture of cyanogen bromide (5.3 g, 0.05 mol),  $K_2CO_3$  (7.1 g) and dimethylsulfoxide (40 ml) was added, dropwise, 3-(4-methyl-1-piperazinyl)-1H-indazole (11.0 g, 0.051 mol) dissolved in dimethylsulfoxide (60 ml). The reaction was stirred at ambient temperature for 1 h. and then it was poured into water. The aqueous suspension was extracted with ethyl acetate, the ethyl acetate was washed ( $H_2O$ ), dried ( $MgSO_4$ ), and concentrated to afford 7.8 g (67%) of a yellow solid. This sample was combined with another and recrystallized twice from toluene to afford analytically pure 4-(1H-indazol-3-yl)-1-piperazinecarbonitrile as a white solid, m.p.=120°–122° C.

ANALYSIS: Calculated for  $C_{12}H_{13}N_5$ : 63.42% C 5.76% H Found: 63.04% C 5.84% H

(I) Synthesis of 3-(1-Piperazinyl)-1H-indazole

A mixture of 4-(1H-indazol-3-yl)-1-piperazinecarbonitrile (8.0 g, 0.04 mol) and 25%  $H_2SO_4$  (100 ml) was stirred at reflux for 4.5 hours. The reaction was cooled in an ice bath and made basic by the dropwise addition of 50% NaOH. The basic solution was extracted with ethyl acetate. The ethyl acetate was washed with  $H_2O$ , dried with  $MgSO_4$ , and concentrated to afford 5.2 g (73%) of the desired compound, as a solid. The solid was recrystallized twice from toluene to afford 3.0 g of 3-(1-piperazinyl)-1H-indazole, m.p.=153°–155° C.

ANALYSIS: Calculated for  $C_{11}H_{14}N_4$ : 65.32% C 6.98% H 27.70% N Found: 65.21% C 6.99% H 27.80% N

(J) Synthesis of 1-[4-[3-[4-(1H-Indazol-3-yl)-1-piperazinyl]propoxy]-3-methoxyphenyl]ethanone

A mixture of 3-(1-piperazinyl)-1H-indazole (4.0g, 0.02 mol),  $K_2CO_3$ (3.0 g, 0.022 mol), 1-[4-(3-chloropropoxy)-3-methoxyphenyl]ethanone (5.3 g, 0.022 mol), a few crystals of KI, and dimethylformamide (60 ml) was stirred at 90° C. for 5 hours. The reaction was poured into water, and the aqueous mixture was extracted with ethyl acetate. The extract was washed (brine), dried ( $MgSO_4$ ), and the solvent was concentrated to afford a white solid, which was triturated with diethyl ether and collected to yield 7.0 g of product. Two recrystallizations from absolute ethyl alcohol yielded 5.3 g (64%) of analytically pure 1-[4-[3-[4-(1H-indazol-3-yl)-1-piperazinyl]propoxy]-3-methoxyphenyl]ethanone, m.p.=155°–157° C.

ANALYSIS: Calculated for  $C_{23}H_{28}N_4O_3$ : 67.62% C 6.91% H 13.72% N Found: 67.45% C 6.74% H 13.56% N

#### EXAMPLE 2

1-[4-[3-[4-(1,2-Benzisoxazol-3-yl)-1-piperidinyl]propoxy]-3-methoxyphenyl]ethanone

A mixture of 3-(4-piperidinyl)-1,2-benzisoxazole hydrochloride (4.8 g, 0.02 mol),  $K_2CO_3$  (5.2 g, 0.04 mol), 1-[4-(3-chloropropoxy)-3-methoxyphenyl]ethanone (5.3 g, 0.022 mol), a few crystals of KI and dimethylformamide (60 ml) was stirred at 90° C. for 16 hours. The reaction was poured into water and the aqueous mixture was extracted with ethyl acetate. The extract was washed (water), dried ( $MgSO_4$ ) and concentrated to afford a brown oil. The oil was chromatographed on a Waters Prep 500 utilizing silica gel columns and ethyl acetate-diethylamine (2%), as eluent. Concentration of the appropriate fractions afforded 3.9 g of product as an off-white solid. Recrystallization from absolute ethyl alcohol afforded 2.6 g (33%) of 1-[4-[3-[4-(1,2-benzisoxazol-3-yl)-1-piperidinyl]propoxy]-3-methoxyphenyl]ethanone, m.p.=102°–104° C., as colorless needles.

ANALYSIS: Calculated for  $C_{24}H_{28}N_2O_4$ : 70.56% C 6.91% H 6.86% N Found: 70.73% C 6.93% H 6.85% N

## 43

## EXAMPLE 3

1-[4-[3-[4-(6-Fluoro-1,2-benzisoxazol-3-yl)-1-piperidinyl]propoxy]-3-methoxyphenyl]ethanone

A stirred mixture of 6-fluoro-3-(4-piperidinyl)-1,2-benzisoxazole hydrochloride (5.1 g, 0.02 mol),  $K_2CO_3$  (5.2 g, 0.04 mol), 1-[4-(3-chloropropoxy)-3-methoxyphenyl]ethanone (5.3 g, 0.022 mol), and dimethylformamide (60 ml) was heated at 90° C. for 16 hours. The reaction was poured into water, and the aqueous mixture was extracted with ethyl acetate. The ethyl acetate was washed (water), dried ( $MgSO_4$ ) and concentrated to afford a moist solid. Recrystallization (twice) from ethyl alcohol afforded 5.0 g (58%) of 1-[4-[3-[4-(6-fluoro-1,2-benzisoxazol-3-yl)-1-piperidinyl]propoxy]-3-methoxyphenyl]ethanone as a beige solid, m.p.=118°–120° C.

ANALYSIS: Calculated for  $C_{24}H_{27}FN_2O_4$ : 67.60% C 6.38% H 6.57% N Found: 67.47% C 6.40% H 6.53% N.

## EXAMPLE 4

1-[4-[4-[4-(1,2-Benzisoxazol-3-yl)-1-piperidinyl]butoxy]-3-methoxyphenyl]ethanone

A mixture of 3-(4-piperidinyl)-1,2-benzisoxazole hydrochloride (4.3 g, 0.018 mol),  $K_2CO_3$  (5.5 g, 0.04 mol), and 1-[4-(4-bromobutoxy)-3-methoxyphenyl]ethanone (5.5 g, 0.018 mol), and dimethylformamide (60 ml) was stirred and heated at 75° C. for 16 hours. The reaction was poured into water and was extracted with ethyl acetate. The ethyl acetate was washed (water), dried ( $MgSO_4$ ), and the solvent concentrated to afford 7.2 g of a beige solid. Recrystallization (twice) from ethyl alcohol yielded 3.3 g (43%) of 1-[4-[4-[4-(1,2-benzisoxazol-3-yl)-1-piperidinyl]butoxy]-3-methoxyphenyl]ethanone, m.p.=99°–101° C.

ANALYSIS: Calculated for  $C_{25}H_{30}N_2O_4$ : 71.11% C 7.16% H 6.63% N Found: 70.76% C 7.24% H 6.58% N.

## EXAMPLE 5

1-[4-[4-[4-(6-Fluoro-1,2-benzisoxazol-3-yl)-1-piperidinyl]butoxy]-3-methoxyphenyl]ethanone

A stirred mixture of 6-fluoro-3-(4-piperidinyl)-1,2-benzisoxazole hydrochloride (5.1 g, 0.02 mol),  $K_2CO_3$  (5.2 g, 0.04 mol), 1-[4-(4-bromobutoxy)-3-methoxyphenyl]ethanone (6.6 g, 0.022 mol), and dimethylformamide (60 ml) was heated at 75° C. for 5 hours. The reaction was poured into water, and the aqueous mixture was extracted with ethyl acetate. The ethyl acetate was washed (water), dried ( $MgSO_4$ ), and the solvent was concentrated to yield initially an oil, which solidified upon standing. The solid was triturated with hexane and collected to afford 7.7 g of the product as a waxy solid. The compound was chromatographed on a Waters Prep 500 utilizing silica gel columns and eluting with dichloromethane/methanol (5%). Concentration of the appropriate fractions yielded 5.1 g of off-white solid 1-[4-[4-[4-(6-fluoro-1,2-benzisoxazol-3-yl)-1-piperidinyl]butoxy]-3-methoxyphenyl]ethanone, which when recrystallized from ethyl alcohol yielded 3.2 g (36%) of feathery-white needles, m.p.=88°–90° C.

ANALYSIS: Calculated for  $C_{25}H_{29}FN_2O_4$ : 68.16% C 6.64% H 6.36% N Found: 67.96% C 6.49% H 6.29% N.

## EXAMPLE 8

1-[4-[2-[4-(1,2-Benzisoxazol-3-yl)-1-piperidinyl]ethoxy]-3-methoxyphenyl]ethanone fumarate

A mixture of 3-(4-piperidinyl)-1,2-benzisoxazole hydrochloride (4.8 g, 0.02 mol),  $K_2CO_3$  (5.2 g, 0.04 mol), 1-[4-

## 44

(2-chloroethoxy)-3-methoxyphenyl]ethanone (5.0 g, 0.022 mol), and dimethylformamide (90 ml) was heated at 90° C. for 16 hours. The reaction was poured into water and the aqueous mixture was extracted with ethyl acetate. The ethyl acetate was washed (water), dried ( $MgSO_4$ ), and the solvent was concentrated to afford an oil. Upon standing, the oil solidified to afford a beige solid. The crude solid was recrystallized twice from ethyl alcohol to afford 5.9 g of an off-white solid. The solid was dissolved in ethyl acetate, and fumaric acid (1.2 g, 1.1 equiv.) was added. The mixture was heated briefly on a steam bath, and then stirred at ambient temperature for 2 hours. An initial green oil settled out and the supernatant solution was decanted. Ether was added to the decantate and 4.0 g of a white fumarate salt was collected. The salt was recrystallized twice from ethanol-ether to yield 1.7 g (17%) of 1-[4-[2-[4-(1,2-benzisoxazol-3-yl)-1-piperidinyl]ethoxy]-3-methoxyphenyl]ethanone fumarate, m.p.=127°–129° C.

ANALYSIS: Calculated for  $C_{23}H_{26}N_2O_4 \cdot C_4H_4O_4$ : 63.52% C 5.92% H 5.49% N Found: 63.00% C 5.87% H 5.42% N

## EXAMPLE 7

1-[4-[4-[4-(1H-Indazol-3-yl)-1-piperazinyl]butoxy]-3-methoxyphenyl]ethanone fumarate

A stirred mixture of 3-(1-piperazinyl)-1H-indazole (4.0 g, 0.02 mol),  $K_2CO_3$  (5.3 g, 0.04 mol), 1-[4-(4-bromobutoxy)-3-methoxyphenyl]ethanone (6.6 g, 0.022 mol), and dimethylformamide (60 ml) was heated at 75° C. for 6 hours. The reaction was poured into water, and a white solid precipitated from solution. The solid was collected and dried to afford 7.2 g of the crude product. The crude solid was recrystallized twice from ethyl alcohol to yield 4.1 g of the free base, which was converted to its fumarate salt by the addition of fumaric acid (1.1 g) to the compound dissolved in refluxing acetone. The resulting fumarate salt (5.0 g) was recrystallized from ethyl alcohol to afford 3.8 g (35%) of 1-[4-[4-[4-(1H-indazol-3-yl)-1-piperazinyl]butoxy]-3-methoxyphenyl]ethanone fumarate, as a white solid, m.p.=163°–165° C.

ANALYSIS: Calculated for  $C_{24}H_{30}N_4O_3 \cdot C_4H_4O_4$ : 62.44% C 6.36% H 10.40% N Found: 62.28% C 6.62% H 10.34% N.

## EXAMPLE 8

1-[4-[2-[4-(6-Fluoro-1,2-benzisoxazol-3-yl)-1-piperidinyl]ethoxy]-3-methoxyphenyl]ethanone

A stirred mixture of 6-fluoro-3-(4-piperidinyl)-1,2-benzisoxazole hydrochloride (5.1 g, 0.02 mol),  $K_2CO_3$  (5.2 g), 1-[4-(2-chloroethoxy)-3-methoxyphenyl]ethanone (5.0 g, 1.022 mol), and dimethylformamide (90 ml) was heated at 90° C. for 16 hours. The reaction was poured into water, and the aqueous mixture was extracted with ethyl acetate. The ethyl acetate was washed (water), dried ( $MgSO_4$ ), and concentrated to afford 7.4 g of a yellow solid. The solid was chromatographed on a Waters Prep LC 500 utilizing dichloromethane/methanol (4%) as eluent, and subsequent concentration of the appropriate fraction afforded 4.0 g of a yellow solid. The solid was recrystallized from ethyl alcohol to yield 3.1 g (38%) of 1-[4-[2-[4-(6-fluoro-1,2-benzisoxazol-3-yl)-1-piperidinyl]ethoxy]-3-methoxyphenyl]ethanone, as slightly yellow flakes, m.p.=132°–134° C.

ANALYSIS: Calculated for  $C_{23}H_{25}FN_2O_4$ : 66.98% C 6.11% H 6.79% N Found: 66.90% C 6.20% H 6.74% N.

## 45

## EXAMPLE 9

4-[3-[4-(6-Fluoro-1,2-benzisoxazol-3-yl)-1-piperidinyl]propoxy]-3-methoxy- $\alpha$ -methylbenzenemethanol

To a stirred mixture of 1-[4-[3-[4-(6-fluoro-1,2-benzisoxazol-3-yl)-1-piperidinyl]propoxy]-3-methoxyphenyl]ethanone (4.0 g, 0.0094 mol) in methanol/tetrahydrofuran (60 ml, 1:1), was added sodium borohydride (0.4 g, 0.01 mol). After an initial evolution of gas, all insolubles went into solution. The reaction was stirred at ambient temperature for 3 hours and TLC at this time showed a very slight amount of starting ketone. Therefore, another 0.1 g of sodium borohydride was added, and stirring was continued for an additional 0.5 hour. TLC now showed complete disappearance of starting material. The reaction was concentrated to an off-white residue, which was diluted with water and collected to yield 3.4 g of alcohol. This was recrystallized from toluene (twice, with a charcoal treatment) to yield 2.7 g (67%) of 4-[3-[4-(6-fluoro-1,2-benzisoxazol-3-yl)-1-piperidinyl]-3-methoxy- $\alpha$ -methylbenzene-methanol as a white solid, m.p.=136°–138° C.

ANALYSIS: Calculated for  $C_{24}H_{29}FN_2O_4$ : 67.27% C 6.82% H 6.54% N Found: 67.59% C 6.89% H 6.47% N

## EXAMPLE 10

## 1-[4-[3-[4-(1,2-Benzisothiazol-3-yl)-1-piperidinyl]propoxy]-3-methoxyphenyl]ethanone

A mixture of 3-(4-piperidinyl)-1,2-benzisothiazole (3.0 g, 0.0137 mol), potassium carbonate (2.3 g, 0.0165 mol), 1-[4-(3-chloropropoxy)-3-methoxyphenyl]ethanone (4.0 g, 0.0165 mol), potassium iodide (200 mg) and acetonitrile (100 ml) was stirred at reflux under  $N_2$  for 24 hours. The cooled reaction was filtered and the cake was washed well with acetonitrile. The filtrate was concentrated to an oily residue, which was partitioned between water and ethyl acetate. The ethyl acetate extract was washed well with water, dried with  $MgSO_4$  and concentrated to yield 6.1 g of a beige oil which solidified upon standing. The product was triturated with diethyl ether and filtered to give 4.2 g of a beige solid. The compound was recrystallized from ethyl alcohol to afford 3.5 g, and another recrystallization from ethyl alcohol (utilizing decolorizing carbon) provided 2.4 g (41%) of 1-[4-[3-[4-(1,2-benzisothiazol-3-yl)-1-piperidinyl]propoxy]-3-methoxyphenyl]ethanone, m.p. 93°–95° C.

ANALYSIS: Calculated for  $C_{24}H_{28}N_2O_3S$ : 67.90% C 6.65% H 6.60% N Found: 67.89% C 6.61% H 6.59% N

## EXAMPLE 11

1-[4-[3-[4-(6-Fluoro-1,2-benzisoxazol-3-yl)-1-piperidinyl]propoxy]-3-hydroxyphenyl]ethanone  
(A) Synthesis of 1-[4-(3-chloropropoxy)-3-hydroxyphenyl]ethanone

To a stirred solution of 1-[4-(3-chloropropoxy)-3-methoxyphenyl]ethanone (10.0 g, 0.041 mol) in methylene chloride (120 ml) cooled to  $-50^\circ C$ . (dry ice-methanol) was added, dropwise, 1M boron tribromide in methylene chloride (123 ml, 0.12 mol). The temperature was kept between  $-40^\circ C$ . and  $-50^\circ C$ . After complete addition, the reaction was permitted to reach  $-30^\circ C$ ., and the TLC checked (ca. 15 min. after final boron tribromide was added). Saturated  $NaHCO_3$  was added, dropwise, never allowing the temperature to go above  $0^\circ C$ . during most of the addition. When

## 46

sufficient  $NaHCO_3$  had been added to make the solution basic, the organic layer was collected. The layer was washed with brine, dried ( $MgSO_4$ ), and concentrated to yield 8.1 g of dark brown oil, which solidified on standing. This was chromatographed on a Waters Prep 500 LC (2 silica columns, 2% methanol-methylene chloride as eluent). Upon concentration of the appropriate fractions, 5.8 g of a brown tacky solid were obtained. This was recrystallized from isopropyl ether (with decanting of the yellow isopropyl ether supernatant from the dark brown oily residue) to give initially 2.5 g of a yellow solid. Concentration of the mother liquor gave an additional 0.5 g, m.p.=110°–113° C.

## (B) Synthesis of 1-[4-[3-[4-(6-Fluoro-1,2-benzisoxazol-3-yl)-1-piperidinyl]propoxy]-3-hydroxyphenyl]ethanone

A stirred mixture of 6-fluoro-3-(4-piperidinyl)-1,2-benzisoxazole (2.8 g, 0.013 mol),  $NaHCO_3$  (1.1 g), several crystals of KI, 1-[4-(3-chloropropoxy)-3-hydroxyphenyl]ethanone, and acetonitrile (100 ml) was refluxed for 16 hours. The reaction was poured into water, and the aqueous mixture was extracted with ethyl acetate. The organic extract was washed (water), dried ( $MgSO_4$ ), and the solvent was concentrated to afford 5.7 g of a thick yellow oil. The oil was chromatographed on a Waters Prep 500 LC on silica gel, eluting with 7% methanol/methylene chloride. Concentration of the appropriate fraction afforded a yellow oil, which upon standing yielded 3.5 g of the compound as a pale, yellow solid. The solid was recrystallized from ethyl alcohol to afford 2.7 g (50%) of 1-[4-[3-[4-(6-fluoro-1,2-benzisoxazol-3-yl)-1-piperidinyl]propoxy]-3-hydroxyphenyl]ethanone as a pale yellow solid, m.p.=122°–124° C.

ANALYSIS: Calculated for  $C_{23}H_{25}FN_2O_4$ : 66.98% C 6.11% H 6.79% N Found: 66.97% C 6.20% H 6.69% N

## EXAMPLE 12

## 1-[4-[3-[4-(6-Fluoro-1H-indazol-3-yl)-1-piperazinyl]propoxy]-3-methoxyphenyl]ethanone

A stirred mixture of 6-fluoro-3-(1-piperazinyl)-1H-indazole (2.3 g, 0.01 mol),  $K_2CO_3$  (1.5 g), 1-[4-(3-chloropropoxy)-3-methoxyphenyl]ethanone (2.8 g, 0.011 mol), several crystals of KI and dimethylformamide (60 ml) was heated at  $90^\circ C$ . for 16 hours. The reaction was poured into  $H_2O$ , and the aqueous suspension was extracted with ethyl acetate. The ethyl acetate was washed ( $H_2O$ ), dried ( $MgSO_4$ ) and concentrated to afford 5.0 g of a yellow oil. The oil was chromatographed on a Waters Prep 500 utilizing silica gel columns and eluting with methylene chloride/methanol (7%). Concentration of the desired fractions yielded 2.0 g (46%) of an off-white solid. This sample was combined with 1.0 g of a previous sample, and this was recrystallized from toluene to afford 2.6 g of 1-[4-[3-[4-(6-fluoro-1H-indazol-3-yl)-1-piperazinyl]propoxy]-3-methoxyphenyl]ethanone as a white solid, m.p.=135°–137° C.

ANALYSIS: Calculated for  $C_{23}H_{27}FN_4O_3$ : 64.77% C 6.38% H 13.14% N Found: 64.66% C 6.21% H 13.02% N

## EXAMPLE 13

## 1-[4-[4-[4-(6-Fluoro-1H-indazol-3-yl)-1-piperazinyl]butoxy]-3-methoxyphenyl]ethanone

A stirred mixture of 6-fluoro-3-(1-piperazinyl)-1H-indazole hydrochloride (5.0 g, 0.019 mol),  $K_2CO_3$  (5.8 g) and 1-[4-(4-bromobutoxy)-3-methoxyphenyl]ethanone (6.3 g, 0.021 mol) and dimethylformamide (80 ml) was heated at



47

75° C. for 6 hours. The reaction was poured into water, and an off-white solid formed from solution. The solid was collected and dried to yield 4.5 g of crude product. The compound was recrystallized from ethanol (3 times) to afford 3.0 g of an off-white solid. The solid was chromatographed on a Waters Prep 500 utilizing silica gel columns and eluting with methylene chloride/methanol (7%). Concentration of the appropriate fractions afford 2.3 g of an off-white solid, which when recrystallized from ethanol yielded 1.9 g (26%) of analytically pure 1-[4-[4-[4-(6-fluoro-1H-indazol-3-yl)-1-piperazinyl]butoxy]-3-methoxyphenyl]ethanone, m.p.=156°–158° C.

ANALYSIS: Calculated for  $C_{24}H_{29}FN_2O_3$ : 65.44% C 6.64% H 12.72% N Found: 65.38% C 6.49% H 12.60% N

## EXAMPLE 14

1-[4-[3-[4-(1H-Indazol-3-yl)-1-piperidinyl]propoxy]-3-methoxyphenyl]ethanone

A mixture of 3-(4-piperidinyl)-1H-indazole (3.0 g, 0.015 mol),  $K_2CO_3$  (1.6 g), 1-[4-(3-chloropropoxy)-3-methoxyphenyl]ethanone (5.3 g, 0.022 mol), a few crystals of KI and acetonitrile (100 ml) was stirred and refluxed for 16 hours. The reaction was poured into water and a white solid separated from solution. The solid was collected, dried and afforded 5.1 g of product. Recrystallization from ethanol yielded 3.6 g of the compound, which upon chromatography (preparative HPLC on silica gel, eluting with methylene chloride/methanol-9:1) gave 3.0 g (49%) of an off-white solid. Recrystallization from ethanol afforded the analytically pure 1-[4-[3-[4-(1H-indazol-3-yl)-1-piperidinyl]propoxy]-3-methoxyphenyl]ethanone as a white solid, m.p.=171°–173° C.

ANALYSIS: Calculated for  $C_{24}H_{29}N_3O_3$ : 70.74% C 7.17% H 10.31% N Found: 70.52% C 7.27% H 10.42% N

## EXAMPLE 15

1-[4-[3-[4-(6-Chloro-1,2-benzisoxazol-3-yl)-1-piperidinyl]propoxy]-3-methoxyphenyl]ethanone

A stirred mixture of 6-chloro-3-(4-piperidinyl)-1,2-benzisoxazole (4.7 g, 0.02 mol), 1-[4-(3-chloropropoxy)-3-methoxyphenyl]ethanone (4.8 g, 0.02 mol),  $K_2CO_3$  (2.8 g), several crystals of KI and acetonitrile (120 ml) was refluxed for 16 hours. The reaction was filtered and the filtrate was concentrated to yield a solid-oil mixture. The residue was chromatographed on a Waters Prep 500 utilizing silica columns and eluting with methylene chloride/methanol (5%). Concentration of the desired fractions yielded 3.2 g of a beige solid, which upon recrystallization from ethanol afforded 2.7 g (31%) of 1-[4-[3-[4-(6-chloro-1,2-benzisoxazol-3-yl)-1-piperidinyl]propoxy]-3-methoxyphenyl]ethanone as a beige solid, m.p.=116°–118° C.

ANALYSIS: Calculated for  $C_{24}H_{27}ClN_2O_4$ : 65.08% C 6.14% H 6.32% N Found: 65.35% C 6.22% H 6.28% N

## EXAMPLE 16

1-[4-[4-[4-(6-Chloro-1,2-benzisoxazol-3-yl)-1-piperidinyl]butoxy]-3-methoxyphenyl]ethanone fumarate

A stirred mixture of 6-chloro-3-(4-piperidinyl)-1,2-benzisoxazole (4.7 g, 0.02 mol), 1-[4-(4-bromobutoxy)-3-methoxyphenyl]ethanone (6.0 g, 0.02 mol),  $K_2CO_3$  (2.8 g) and acetonitrile (120 ml) was refluxed for 16 hours. The

48

reaction was allowed to cool, filtered, and the filtrate was concentrated to 9.9 g of a brown oil. The oil was chromatographed on a Waters Prep 500 utilizing silica gel columns and eluting with methylene chloride/methanol (5%). Concentration of the appropriate fractions afforded 2.3 g of an off-white solid. The solid was dissolved in ethanol and fumaric acid (0.62 g, 1.1 eq) was added. Upon concentration of the ethanol, a crude, brown solid was collected, which was taken up in refluxing acetone. Upon cooling, a white solid crystallized from solution yielding 2.2 g (19%) of 1-[4-[4-[4-(6-chloro-1,2-benzisoxazol-3-yl)-1-piperidinyl]butoxy]-3-methoxyphenyl]ethanone fumarate as a white solid, m.p.=139°–141° C.

ANALYSIS: Calculated for  $C_{25}H_{29}ClN_2O_4 \cdot C_4H_4O_4$ : 60.78% C 5.80% H 4.89% N Found: 60.69% C 5.74% H 4.85% N

## EXAMPLE 17

1-[4-[3-[4-(5-Fluoro-1,2-benzisoxazol-3-yl)-1-piperidinyl]propoxy]-3-methoxyphenyl]ethanone

A mixture of 5-fluoro-3-(4-piperidinyl)-1,2-benzisoxazole (2.2 g, 0.01 mole), 1-[4-(3-chloropropoxy)-3-methoxyphenyl]ethanone (2.4 g, 0.01 mole),  $K_2CO_3$  (1.4 g), a few crystals of KI and acetonitrile (100 ml) was stirred and refluxed for 8 hours. The reaction was poured into water and the aqueous mixture was extracted with ethyl acetate. The ethyl acetate extract was washed (brine), dried ( $MgSO_4$ ), and concentrated to afford 4.0 g of a white solid. The solid was chromatographed on a Waters Prep 500 HPLC utilizing silica gel columns and eluting with methylene chloride/methanol (5%). Concentration of the appropriate fractions afforded 2.0 g (47%) of 1-[4-[3-[4-(5-fluoro-1,2-benzisoxazol-3-yl)-1-piperidinyl]propoxy]-3-methoxyphenyl]ethanone as a white crystalline solid, m.p.=103°–105° C.

ANALYSIS: Calculated for  $C_{24}H_{27}FN_2O_4$ : 67.59% C 6.38% H 6.57% N Found: 67.50% C 6.47% H 6.53% N

## EXAMPLE 18

6-Fluoro-3-[1-[3-(2-methoxyphenoxy)propyl]-4-piperidinyl]-1,2-benzisoxazole fumarate

A stirred mixture of 6-fluoro-3-(4-piperidinyl)-1,2-benzisoxazole (2.45 g; 11.1 mmoles),  $K_2CO_3$  (2.0 g), and 3-(2-methoxyphenoxy)propyl chloride (3.5 g, 17.4 mmoles) in acetonitrile (40 ml) was heated at 90° C. for 4 hr. At the end of the reaction, the solvent was removed, and the solids were dissolved into dichloromethane (100 ml). The solution was washed with water and brine, then dried over  $MgSO_4$ . The crude material from the solution was combined with 1.2 g of crude material prepared in the same fashion (using 0.5 g of starting material). The combined material was purified by flash chromatography on a silica gel column (49 g, eluted with 0.5% diethylamine: 1% methanol:98.5% dichloromethane, 1 l). The fractions containing the pure product were pooled and concentrated down to a light oil (3.68 g). This oil was treated with fumaric acid (1.14 g, 9.8 mmoles) in ethanol (13 ml). The 6-fluoro-3-[1-[3-(2-methoxyphenoxy)propyl]-4-piperidinyl]-1,2-benzisoxazole fumarate crystals obtained weighed 4.01 g (60%), m.p.=169°–170° C.

ANALYSIS: Calculated for  $C_{22}H_{25}FN_2O_3 \cdot C_4H_4O_4$ : 62.39% C 5.84% H 5.60% N Found: 62.37% C 5.88% H 5.60% N

## EXAMPLE 19

1-[3-[3-[4-(6-Fluoro-1,2-benzisoxazol-3-yl)-1-piperidinyl]propoxy]-4-methoxyphenyl]phenylmethanone

A stirred mixture of 6-fluoro-3-(4-piperidinyl)-1,2-benzisoxazole (2.01 g; 9.13 mmoles),  $K_2CO_3$  (2.0 g), and

49

1-[3-(3-chloropropoxy)-4-methoxyphenyl]phenylmethanone (3.93 g; 11.3 mmoles) and acetonitrile (50 ml) was heated at reflux for 4 hr. At the end of the reaction, the solvent was evaporated and the residue was partitioned between water (150 ml) and dichloromethane (400 ml). The dichloromethane solution was washed with water and brine (100 ml), dried over  $\text{MgSO}_4$ , then concentrated to an oil. The purification was done by flash chromatography over a silica gel column ( $\text{SiO}_2$ , 40 g; eluted with dichloromethane, 300 ml; 1% methanol in dichloromethane, 850 ml). The material thus obtained as a colorless oil solidified on standing. Recrystallization from ethanol (150 ml) gave 1-[3-[3-[4-(6-fluoro-1,2-benzisoxazol-3-yl)-1-piperidinyl]propoxy]-4-methoxyphenyl]phenylmethanone as white crystals, 3.07 g (63%), m.p.=140°–141° C.

ANALYSIS: Calculated for  $\text{C}_{29}\text{H}_{29}\text{FN}_2\text{O}_4$ : 71.30% C 5.98% H 5.73% N Found: 71.09% C 5.98% H 5.73% N

## EXAMPLE 20

## 1-[4-[4-[4-(1H-indazol-3-yl)-1-piperidinyl]butoxy]-3-methoxyphenyl]ethanone

A mixture of 3-(4-piperidinyl)-1H-indazole (3.2 g, 0.016 mol), 1-[4-(4-bromobutoxy)-3-methoxyphenyl]ethanone (5.0 g, 0.016 mol),  $\text{K}_2\text{CO}_3$  (2.2 g) and acetonitrile (100 ml) was stirred and refluxed for 6 hours. The reaction was poured into water and the resulting yellow solid that formed was collected to afford 5.3 g of product. The compound was recrystallized from acetonitrile and then from ethyl acetate to yield 3.0 g (45%) of a slightly yellow solid of 1-[4-[4-[4-(1H-indazol-3-yl)-1-piperidinyl]butoxy]-3-methoxyphenyl]ethanone, m.p.=133°–135° C.

ANALYSIS: Calculated for  $\text{C}_{25}\text{H}_{31}\text{N}_3\text{O}_3$ : 71.23% C 7.41% H 9.97% N Found: 70.85% C 7.61% H 9.81% N

## EXAMPLE 21

## 1-[4-[2-[4-(6-Chloro-1,2-benzisoxazol-3-yl)-1-piperidinyl]ethoxy]-3-methoxyphenyl]ethanone

A stirred mixture of 6-chloro-3-(4-piperidinyl)-1,2-benzisoxazole (4.6 g, 0.019 mol), 1-[4-(2-chloroethoxy)-3-methoxyphenyl]ethanone (4.3 g, 0.019 mol),  $\text{K}_2\text{CO}_3$  (2.8 g), a few crystals of KI and acetonitrile (120 ml) was refluxed for 16 hours. The reaction was filtered and the filtrate was concentrated to yield 8.0 g of yellow solid. The solid was chromatographed on a Waters Prep 500 LC (silica columns, eluting with methylene chloride/methanol, 5%). Concentration of the appropriate fractions yielded 3.2 g of a light yellow solid, which upon recrystallization from ethyl acetate afforded 2.3 g (28%) of 1-[4-[2-[4-(6-chloro-1,2-benzisoxazol-3-yl)-1-piperidinyl]ethoxy]-3-methoxyphenyl]ethanone as a pale yellow solid, m.p.=133°–135° C.

ANALYSIS: Calculated for  $\text{C}_{23}\text{H}_{25}\text{ClN}_2\text{O}_4$ : 64.41% C 5.88% H 6.53% N Found: 64.35% C 5.87% H 6.41% N

## EXAMPLE 22

## 3-(3-Bromopropoxy-4-methoxyphenyl)phenylmethanone

A solution of 3-hydroxy-4-methoxybenzophenone (4.6 g, 20 mmoles) in dimethylformamide (35 ml) was treated with sodium hydride (600 mg, 25 mmoles) at 0° C. for 20 minutes, then 1,3-dibromopropane (5 g, 24.7 mmoles) was added in one portion. The mixture was heated at 90° C. for 1 hr. and then stirred at room temperature for 2 hr. At the end

50

of the reaction, the mixture was poured into water (500 ml) and extracted with ethyl acetate (400 ml). The ethyl acetate solution was washed with water, brine and dried over anhydrous  $\text{MgSO}_4$ . The solvent was removed and the crude oil was purified by flash chromatography over a silica gel column ( $\text{SiO}_2$ , 85 g; eluted with 3:1 hexane:dichloromethane, 1.6 l; 3:7 hexane:dichloromethane, 1.4 l). The pure product thus obtained weighed 4.67 g, (66%) as an oil. Recrystallization twice from isopropyl ether (500 ml) gave analytically pure 3-(3-bromopropoxy-4-methoxyphenyl)phenylmethanone (2.42 g), m.p.=81°–83° C.

ANALYSIS: Calculated for  $\text{C}_{17}\text{H}_{17}\text{BrO}_3$ : 58.74% C 4.91% H Found: 58.63% C 4.82% H

## EXAMPLE 23

## 1-[3-[3-[4-(6-Fluoro-1,2-benzisoxazol-3-yl)-1-piperidinyl]propoxy]phenyl]ethanone fumarate

A mixture of 6-fluoro-3-(4-piperidinyl)-1,2-benzisoxazole hydrochloride (4.53 gm, 20.5 mmoles),  $\text{K}_2\text{CO}_3$  (4.5 gm), 1-[3-(3-chloropropoxy)phenyl]ethanone (6.4 g, 29 mmoles) in acetonitrile (60 ml) was heated at reflux for 5 hr. At the end of the reaction, the solvent was removed and the residue was extracted into dichloromethane (300 ml). The inorganic insolubles were filtered off. The dichloromethane solution was concentrated to a small volume (10 ml) and purified on a flash chromatographic column ( $\text{SiO}_2$ , 75 g, eluted with dichloromethane, 900 ml; and 2% methanol in dichloromethane, 800 ml). The fractions containing the pure product were combined and concentrated to an oil (2.87 g, 35%). The oil was dissolved into ethanol and treated with a solution of fumaric acid (841 mg). Recrystallization (twice) from ethanol afforded 2.53 g of 1-[3-[3-[4-(6-fluoro-1,2-benzisoxazol-3-yl)-1-piperidinyl]propoxy]phenyl]ethanone fumarate as white crystals, m.p.=172°–174° C.

ANALYSIS: Calculated for  $\text{C}_{22}\text{H}_{25}\text{FN}_2\text{O}_3 \cdot \text{C}_4\text{H}_4\text{O}_4$  63.27% C 5.70% H 5.47% N Found: 63.04% C 5.63% H 5.43% N

## EXAMPLE 24

## 1-[4-[3-[4-(6-Fluoro-1,2-benzisoxazol-3-yl)-1-piperidinyl]propoxy]-2-methylphenyl]ethanone

A stirred mixture of 6-fluoro-3-(4-piperidinyl)-1,2-benzisoxazole hydrochloride (5.5 g, 21.6 mmoles),  $\text{K}_2\text{CO}_3$  (3.5 gm), 1-[4-(3-bromopropoxy)-2-methylphenyl]ethanone (4.83 g, 17.8 mmoles) in dimethylformamide (25 ml) and acetonitrile (75 ml) was heated at 120° C. for 5 hr. At the end of the reaction, the solvent was removed and the residue was extracted into dichloromethane (300 ml) and the solution was washed with water and brine. The organic solution was dried and evaporated to a crude oil. The purification was done by flash chromatography over a silica gel column (80 g, eluted with dichloromethane, 1 l; 1% methanol:dichloromethane, 1.2 l; 2% methanol:dichloromethane, 1.2 l). The purest fractions were combined and afforded 2.91 g of solid. Recrystallization from dichloromethane and ethanol gave 1-[4-[3-[4-(6-fluoro-1,2-benzisoxazol-3-yl)-1-piperidinyl]propoxy]-2-methylphenyl]ethanone as off-white crystals: 2.42 g, m.p.=113°–114° C.

ANALYSIS: Calculated for  $\text{C}_{24}\text{H}_{27}\text{FN}_2\text{O}_3$ : 70.22% C 6.63% H 6.82% N Found: 70.13% C 6.63% H 6.77% N

## EXAMPLE 25

## 1-[2-[3-[4-(6-Fluoro-1,2-benzisoxazol-3-yl)-1-piperidinyl]propoxy]-5-methylphenyl]ethanone

A mixture of 6-fluoro-3-(4-piperidinyl)-1,2-benzisoxazole hydrochloride (2.87 g, 11.23 mmoles),

## 51

K<sub>2</sub>CO<sub>3</sub> (2.5 g), 1-[2-(3-bromopropoxy)-5-methylphenyl] ethanone (3.74 g, 13.8 mmoles) in dimethylformamide (10 ml) and acetonitrile (50 ml) was heated at 95° C. for 6 hr. At the end of the reaction, the solvent was concentrated and the mixture was extracted into dichloromethane (300 ml). The organic solution was washed with water and brine, dried over MgSO<sub>4</sub>, then concentrated down to a crude oil. The purification was done by flash chromatography over a silica gel column (SiO<sub>2</sub>, 60 g, eluted with 1% CH<sub>3</sub>OH:dichloromethane: 1.2 l; 3% CH<sub>3</sub>OH:dichloromethane: 600 ml). The material thus obtained was crystallized from a small volume of ether and hexane to provide 2.13 gm (46%) of off-white 1-[2-[3-[4-(6-fluoro-1,2-benzisoxazol-3-yl)-1-piperidinyl]propoxy]-5-methylphenyl]ethanone, m.p.=92°-93° C.

ANALYSIS: Calculated for C<sub>24</sub>H<sub>27</sub>FN<sub>2</sub>O<sub>3</sub>: 70.22% C 6.63% H 6.82% N Found: 70.21% C 6.69% H 6.81% N

## EXAMPLE 26

N-[3-[3-[4-(6-Fluoro-1,2-benzisoxazol-3-yl)-1-piperidinyl]propoxy]-4-methoxyphenyl]acetamide hemifumarate

A mixture of 6-fluoro-3-(4-piperidinyl)-1,2-benzisoxazole hydrochloride (3.94 g, 15.4 mmoles), K<sub>2</sub>CO<sub>3</sub> (3.67 g, 26.6 mmole), N-[3-(3-bromopropoxy)-4-methoxyphenyl]acetamide (5.56 g, 18.6 mmoles) in dimethylformamide (75 ml) and acetonitrile (100 ml) was heated at 100° C. for 3 hr. At the end of the reaction, the solvent was concentrated and the mixture was extracted into dichloromethane (500 ml). The organic solution was washed with water (500 ml) and brine (400 ml), dried, then concentrated to a crude oil. The purification was effected by flash chromatography over a silica gel column (SiO<sub>2</sub>, 65 g, eluted with 1% CH<sub>3</sub>OH:dichloromethane, 1.2 l; and 3% CH<sub>3</sub>OH:dichloromethane, 500 ml). The material thus obtained weighed 2.33 g (34.3%) as an oil. This material was dissolved in ethanol and treated with a solution of fumaric acid (661 mg) in ethanol. The N-[3-[3-[4-(6-fluoro-1,2-benzisoxazol-3-yl)-1-piperidinyl]propoxy]-4-methoxyphenyl]acetamide hemifumarate was obtained as off-white crystals weighing 2.17 g, m.p.=205°-206° C.

ANALYSIS: Calculated for C<sub>24</sub>H<sub>28</sub>FN<sub>3</sub>O<sub>4</sub>.0.5 C<sub>4</sub>H<sub>4</sub>O<sub>4</sub>: 62.50% C 6.05% H 8.41% N Found: 62.30% C 6.05% H 8.32% N

## EXAMPLE 27

6-Chloro-3-(1-piperazinyl)-1H-indazole

To a stirred suspension of 4-(6-chloro-1-phenylsulfonyl)-1H-indazol-3-yl)-1-piperazinecarbonitrile (192.5 g, 0.479 mol) in dry tetrahydrofuran (3.5 l) under N<sub>2</sub> was added, dropwise, LiAlH<sub>4</sub> (958 ml of a 1.0M solution of lithium aluminum hydride in tetrahydrofuran; 0.958 mol). After complete addition, the reaction was heated to reflux and stirred under N<sub>2</sub> for 4 hours. The reaction was cooled to 4° in an ice-salt bath and the excess lithium aluminum hydride was destroyed by the careful, dropwise addition of H<sub>2</sub>O. The mixture was stirred vigorously for an additional 30 minutes and was then filtered through a coarse sintered glass funnel. The filter cake was washed well with tetrahydrofuran (3x500 ml) and then with methanol (2x500 ml) and the filtrate was concentrated to yield 151.0 g of a beige gum. Trituration with diethyl ether afforded a solid, which was collected and dried to give 75.0 g (66%) of the desired indazole. A 4.0 g sample was recrystallized from toluene to

## 52

yield 3.2 g, which was recrystallized again from toluene (utilizing decolorizing carbon) to provide 2.1 g (35%) of a beige, 6-chloro-3-(1-piperazinyl)-1H-indazole solid, m.p.=135°-137° C.

ANALYSIS: Calculated for C<sub>11</sub>H<sub>13</sub>ClN<sub>4</sub>: 55.82% C 5.54% H 23.67% N Found: 55.91% C 5.54% H 23.41% N

## EXAMPLE 28

1-[4-[3-[4-(6-Fluoro-1H-indazol-3-yl)-1-piperidinyl]propoxy]-3-methoxyphenyl]ethanone

A stirred mixture of 6-fluoro-3-(4-piperidinyl)-1H-indazole (3.5 g, 0.016 mol), K<sub>2</sub>CO<sub>3</sub> (2.2 g), 1-[4-(3-chloropropoxy)-3-methoxyphenyl]ethanone (3.8 g, 0.016 mol) and acetonitrile (90 ml) was refluxed for 16 hours. The reaction was poured into water and the resulting white solid, which precipitated from solution, was collected to afford 5.5 g of the desired product. The compound was recrystallized from dimethylformamide (twice) to afford 3.0 g (44%) of 1-[4-[3-[4-(6-fluoro-1H-indazol-3-yl)-1-piperidinyl]propoxy]-3-methoxyphenyl]ethanone as a white solid, m.p.=202°-204° C.

ANALYSIS: Calculated for C<sub>24</sub>H<sub>28</sub>FN<sub>3</sub>O<sub>3</sub>: 67.75% C 6.63% H 9.88% N Found: 67.59% C 6.61% H 9.96% N

## EXAMPLE 29

1-[4-[3-[4-(6-Fluoro-1,2-benzisoxazol-3-yl)-1-piperidinyl]propoxy]-3-methylphenyl]ethanone hemifumarate

A stirred mixture of 6-fluoro-3-(4-piperidinyl)-1,2-benzisoxazole hydrochloride (3.0 g; 11.7 mmoles), K<sub>2</sub>CO<sub>3</sub> (3.0 g), and 1-[4-(3-bromopropoxy)-3-methylphenyl]ethanone (3.19 g) in dimethylformamide (20 ml) and acetonitrile (50 ml) was heated at 95° C. for 4 hr. At the end of the reaction, the solvent was concentrated down to about 30 ml, then partitioned between water (200 ml) and dichloromethane (300 ml). The dichloromethane solution was separated and washed with water and brine, then dried over MgSO<sub>4</sub>. The crude product from the evaporated solution was purified by flash chromatography over a silica gel column (SiO<sub>2</sub>, 60 g, eluted with 1% methanol in dichloromethane, 600 ml; 2% methanol in dichloromethane, 600 ml). The material thus obtained was a light yellow oil, weight: 2.07 g (43%). This oil was dissolved in ethanol and treated with a solution of fumaric acid (585 mg) in ethanol. The 1-[4-[3-[4-(6-fluoro-1,2-benzisoxazol-3-yl)-1-piperidinyl]propoxy]-3-methylphenyl]ethanone hemifumarate crystals formed on cooling at 0° C. This was collected and weighed 1.5 g, m.p.=185°-187° C.

ANALYSIS: Calculated for C<sub>24</sub>H<sub>27</sub>FN<sub>2</sub>O<sub>3</sub>.0.5 C<sub>4</sub>H<sub>4</sub>O<sub>4</sub>: 66.65% C 6.24% H Found: 66.69% C 6.23% H 5.95% N

## EXAMPLE 30

1-[4-[3-[4-(6-Fluoro-1,2-benzisoxazol-3-yl)-1-piperidinyl]propoxy]phenyl]ethanone

A mixture of 6-fluoro-3-(4-piperidinyl)-1,2-benzisoxazole (3.27 g, 14.8 mmoles), K<sub>2</sub>CO<sub>3</sub> (3 g), 1-[4-(3-bromopropoxy)phenyl]ethanone (4.5 g, 17.5 mmoles) in acetonitrile (60 ml) was heated at reflux for 4 hr. The solvent was removed. The residue was dissolved in dichloromethane (300 ml) and washed with water and brine, then dried over MgSO<sub>4</sub>. The crude product from the evaporated solution was purified by flash chromatography (SiO<sub>2</sub>, 60 g; eluted with 1% methanol in dichloromethane, 1 liter). The purest

## 53

fractions were combined and gave 2.8 g, 48%, of 1-[4-[3-[4-(6-fluoro-1,2-benzisoxazol-3-yl)-1-piperidinyl]propoxy]phenyl]ethanone, m.p.=111°–112° C.

ANALYSIS: Calculated for  $C_{23}H_{25}FN_2O_3$ : 69.68% C 6.36% H 7.07% N Found: 69.80% C 6.38% H 7.07% N

## EXAMPLE 31

1-[4-[3-[4-(6-Chloro-1H-indazol-3-yl)-1-piperazinyl]propoxy]-3-methoxyphenyl]ethanone

A mixture of 6-chloro-3-(1-piperazinyl)-1H-indazole (3.4 g, 0.014 mol),  $K_2CO_3$  (2.5 g, 0.018 mol), 1-[4-(3-chloropropoxy)-3-methoxyphenyl]ethanone (3.8 g, 0.016 mol), KI (200 mg), and acetonitrile (125 ml) was stirred at reflux under  $N_2$  for 30 hours. After standing at room temperature for 40 hours, the reaction was filtered and the filter cake was washed well with acetonitrile. The filtrate was concentrated to an oily solid, which was partitioned between water and ethyl acetate. The ethyl acetate extract was washed with water, dried with  $MgSO_4$ , and concentrated to yield 6.9 g of a dark oil, which solidified after 2 days under vacuum. The product was purified by preparative HPLC (Waters Associates Prep LC/system 500 utilizing 2 silica gel columns and 6% methanol/methylene chloride as eluent) to yield 4.2 g. The material was recrystallized from ethanol to yield 3.4 g of glistening, beige, 1-[4-[3-[4-(6-chloro-1H-indazol-3-yl)-1-piperazinyl]propoxy]-3-methoxyphenyl]ethanone crystals, m.p.=132°–134° C.

ANALYSIS: Calculated for  $C_{23}H_{27}ClN_4O_3$ : 62.37% C 6.14% H 12.65% N Found: 62.49% C 6.16% H 12.60% N

## EXAMPLE 32

1-[4-[4-[4-(1,2-Benzisothiazol-3-yl)-1-piperazinyl]butoxy]-3-methoxyphenyl]ethanone

A mixture of 3-(1-piperazinyl)-1,2-benzisothiazole (4.0 g, 0.0182 mol), 1-[4-(4-bromobutoxy)-3-methoxyphenyl]ethanone (6.0 g, 0.0200 mol),  $K_2CO_3$  (3.0 g, 0.0218 mol), KI (200 mg), and acetonitrile (125 ml) was stirred at reflux under  $N_2$  for 5 hours. Most of the solvent was removed in vacuo and the resultant gummy residue was partitioned between ethyl acetate and water. The organic extract was washed with water, dried with  $MgSO_4$ , and concentrated to yield 7.8 g. Purification by preparative HPLC (Waters Associates Prep LC/System 500, utilizing 2 silica gel columns and 4% methanol-methylene chloride as eluent) afforded 6.5 g of a damp, off-white solid. The product was recrystallized twice from toluene to provide 3.1 g (39%) of 1-[4-[4-[4-(1,2-benzisothiazol-3-yl)-1-piperazinyl]butoxy]-3-methoxyphenyl]ethanone as a white solid, m.p.=114°–116° C.

ANALYSIS: Calculated for  $C_{24}H_{29}N_3O_3S$ : 65.58% C 6.65% H 9.56% N Found: 65.74% C 6.66% H 9.54% N

## EXAMPLE 33

4-[3-[4-(6-Fluoro-1,2-benzisoxazol-3-yl)-1-piperidinyl]propoxy]-3-methoxybenzotrile

A mixture of 6-fluoro-3-(4-piperidinyl)-1,2-benzisoxazole (3.0 g, 13.6 mmoles),  $K_2CO_3$  (2.8 g), 4-(3-bromopropoxy)-3-methoxybenzotrile (4.0 gm, 14.8 mmoles) in acetonitrile (70 ml) was heated at reflux for 3 hr. At the end of the reaction, the solvent was removed on a rotary evaporator. The organic material was extracted into dichloromethane (250 ml) and the inorganics were filtered off. The dichloromethane solution was concentrated to a

## 54

crude oil. The purification was done by flash chromatography over a silica gel column ( $SiO_2$ , 55 gm; eluted with dichloromethane, 600 ml; 1% methanol in dichloromethane, 600 ml). The material thus obtained was crystallized from a small amount of dichloromethane. Recrystallization from ethanol (25 ml) provided 3.8 gm (68%) of 4-[3-[4-(6-fluoro-1,2-benzisoxazol-3-yl)-1-piperidinyl]propoxy]-3-methoxybenzotrile as white crystals, m.p.=107°–108° C.

ANALYSIS: Calculated for  $C_{23}H_{24}FN_3O_3$ : 67.47% C 5.91% H 10.26% N Found: 67.32% C 5.90% H 10.24% N

## EXAMPLE 34

1-[4-[4-[4-(6-Fluoro-1H-indazol-3-yl)-1-piperidinyl]butoxy]-3-methoxyphenyl]ethanone

A stirred mixture of 6-fluoro-3-(4-piperidinyl)-1H-indazole (1.9 g, 0.0086 mol), 1-[4-(4-bromobutoxy)-3-methoxyphenyl]ethanone (2.6 g, 0.0086 mol),  $K_2CO_3$  (1.2 g), and acetonitrile (75 ml) was refluxed for 6 hr. The reaction was poured into water and a white solid settled from solution. This was collected, dried and afforded 3.2 g of product. The product was recrystallized from ethanol to yield 2.7 g (71%) of 1-[4-[4-[4-(6-fluoro-1H-indazol-3-yl)-1-piperidinyl]butoxy]-3-methoxyphenyl]ethanone as glistening white flakes, m.p.=158°–160° C.

ANALYSIS: Calculated for  $C_{25}H_{50}FN_3O_3$ : 68.32% C 6.88% H 9.56% N Found: 68.00% C 6.93% H 9.51% N

## EXAMPLE 35

1-[4-[3-[4-(1-Benzoyl-6-fluoro-1H-indazol-3-yl)-1-piperazinyl]propoxy]-3-methoxyphenyl]ethanone sesquifumarate

A mixture of 1-[4-[3-[4-(6-fluoro-1H-indazol-3-yl)-1-piperazinyl]propoxy]-3-methoxyphenyl]ethanone (3.2 g, 0.0075 mol) and benzoyl chloride (15 ml) was heated on a steam bath for 15 min. The reaction was allowed to cool and ether was added. The insoluble off-white compound was harvested to yield 4.4 g of the product as a hydrochloride salt. The salt was converted to free base with aqueous ammonium hydroxide, and after extractive workup with methylene chloride, 3.0 g of the free base was isolated as a white solid. The free base was dissolved in ethyl acetate and fumaric acid (0.72 g, 1.1 eq) was added and the mixture heated on the steam bath for 15 min. After standing at ambient temperature for 4 days, 2.0 g of an off-white fumarate salt was collected, while concentration of the filtrate afforded an additional 1.0 g of the salt. Recrystallization, first from ethyl acetate, and then from ethanol yielded 1.4 g (26%) of 1-[4-[3-[4-(1-benzoyl-6-fluoro-1H-indazol-3-yl)-1-piperazinyl]propoxy]-3-methoxyphenyl]ethanone sesquifumarate, m.p.=138°–140° C.

ANALYSIS: Calculated for  $C_{30}H_{31}FN_4O_4 \cdot 1.5C_4H_4O_4$ : 61.35% C 5.29% H 7.95% N Found: 61.68% C 5.31% H 8.25% N

## EXAMPLE 36

1-[4-[4-[4-(6-Chloro-1H-indazol-3-yl)-1-piperazinyl]butoxy]-3-methoxyphenyl]ethanone

A mixture of 6-chloro-[3-(1-piperazinyl)]-1H-indazole (4.0 g, 0.017 mol),  $K_2CO_3$  (2.8 g, 0.020 mol), 1-[4-(4-bromobutoxy)-3-methoxyphenyl]ethanone (5.7 g, 0.019 mol), KI (100 mg) and acetonitrile (125 ml) was stirred at reflux under nitrogen for 18 hrs. The cooled reaction was

55

poured into water and the resultant off-white solid was collected by filtration and dried to yield 7.0 g. The compound was recrystallized twice from toluene to yield 6.2 g. Further purification by preparative HPLC (Waters Associates Prep LC/System 500, utilizing 5% methanol/methylene chloride as eluent and 2 silica gel columns) afforded 5.3 g of glistening, beige crystals, which were recrystallized four times from toluene to yield 3.1 g of a white solid. Analytically pure material was obtained by a subsequent recrystallization from dimethylformamide to afford 2.5 g (32%) of 1-[4-[4-[4-(6-chloro-1H-indazol-3-yl)-1-piperazinyl]butoxy]-3-methoxyphenyl]ethanone as an off-white powder, m.p.=189°–191° C.

ANALYSIS: Calculated for  $C_{24}H_{29}C_1N_4O_3$ : 63.08% C 6.40% H 12.26% N Found: 62.86% C 6.57% H 12.49% N

## EXAMPLE 37

1-[4-[3-[4-(1,2-Benzisothiazol-3-yl)-1-piperazinyl]propoxy]-3-methoxyphenyl]ethanone hemifumarate

A mixture of 3-(1-piperazinyl)-1,2-benzisothiazole (4.0 g, 0.0182 mol),  $K_2CO_3$  (3.0 g, 0.0218 mol), KI (200 mg), 1-[4-(3-chloropropoxy)-3-methoxyphenyl]ethanone (5.3 g, 0.0200 mol), and acetonitrile (125 ml) was stirred at reflux under  $N_2$  for 26 hours. The cooled reaction was filtered and the filter cake was washed well with acetonitrile. The filtrate was concentrated to afford 10.7 g of an oily residue, which was extracted with ethyl acetate. The ethyl acetate extract was washed with water, dried with  $MgSO_4$  and concentrated to yield 8.0 g of a dark oil. The oil was purified by preparative HPLC (Waters Associates Prep LC/System 500, utilizing 2 silica gel columns and 3% methanol/methylene chloride as eluent). Concentration of appropriate fractions provided 4.6 g of a red oil, which solidified upon standing. A 3.4 g sample was taken up in ethyl acetate (100 ml) and fumaric acid (0.95 g) was added. The mixture was stirred at a mild reflux for 1 hour and then at ambient for 1.5 hrs. The resultant beige solid was collected by filtration and dried to yield 4.0 g. The product was recrystallized twice from ethanol to provide 2.7 g (27%) of 1-[4-[3-[4-(1,2-benzisothiazol-3-yl)-1-piperazinyl]propoxy]-3-methoxyphenyl]ethanone hemifumarate as a beige powder, m.p.=186°–188° C.

ANALYSIS: Calculated for  $C_{23}H_{27}N_3O_3S \cdot 0.5 C_4H_4O_4$ : 62.09% C 6.06% H 8.69% N Found: 62.01% C 6.06% H 8.68% N

## EXAMPLE 38

1-[3,5-Dibromo-4-[3-[4-(6-fluoro-1,2-benzisoxazol-3-yl)-1-piperidinyl]propoxy]phenyl]ethanone

A stirred mixture of 6-fluoro-3-(4-piperidinyl)-1,2-benzisoxazole (2.0 g, 9.0 mmoles),  $K_2CO_3$  (1.3 g), and 1-[4-(3-bromopropoxy)-3,5-dibromophenyl]ethanone (2.65 g, 9.0 mmoles) and acetonitrile (50 ml) was heated at reflux for 3 hr. At the end of the reaction, the solvent was evaporated and the residue was extracted into dichloromethane (150 ml). The insolubles were filtered off. The dichloromethane solution was concentrated down to an oil. The purification was done by flash chromatography on a silica gel column ( $SiO_2$ , 47 g; eluted with dichloromethane, 300 ml; 1% methanol in dichloromethane, 600 ml). The material thus purified as a colorless oil, solidified on standing. Recrystallization from ethanol gave 1-[3,5-dibromo-4-[3-[4-(6-fluoro-1,2-benzisoxazol-3-yl)-1-piperidinyl]propoxy]phenyl]ethanone as white crystals (2.93 g, 57%), m.p.=102°–103° C.

56

ANALYSIS: Calculated for  $C_{23}H_{23}Br_2FN_2O_3$ : 49.84% C 4.18% H 5.05% N Found: 49.91% C 4.11% H 4.98% N

## EXAMPLE 39

1-[4-[2-[4-(1,2-Benzisothiazol-3-yl)-1-piperazinyl]ethoxy]-3-methoxyphenyl]ethanone

A mixture of 3-(1-piperazinyl)-1,2-benzisothiazole (4.0 g, 0.0182 mol), 1-[4-(2-chloroethoxy)-3-methoxyphenyl]ethanone (4.3 g, 0.0200 mol),  $K_2CO_3$  (3.0 g, 0.0218 mol), acetonitrile (125 ml) and a catalytic amount of KI was heated to reflux and stirred under nitrogen for 24 hours. At this point, an additional amount of  $K_2CO_3$  (1.0 g, 0.0072 mol) and alkylating agent (0.4 g, 0.0017 mol) was added to the reaction mixture and heating at reflux was resumed for 24 hours. The reaction was cooled to ambient temperature and filtered. The filter cake was washed with acetonitrile and the filtrate was concentrated to afford a dark oil. The oil was extracted with methylene chloride; and the organic extract was washed with water, dried with  $MgSO_4$  and concentrated to yield 9.2 g of an oil. Purification by preparative HPLC (Waters Associates Prep LC/System 500 utilizing 2 silica gel columns and 3% methanol/methylene chloride as eluent) provided 3.8 g of a soft, beige gum, which readily solidified. The compound was recrystallized twice from ethanol to give 2.1 g (28%) of 1-[4-[2-[4-(1,2-benzisothiazol-3-yl)-1-piperazinyl]ethoxy]-3-methoxyphenyl]ethanone as a beige solid, m.p.=98°–100° C.

ANALYSIS: Calculated for  $C_{22}H_{25}N_3O_3S$ : 64.21% C 6.12% H 10.21% N Found: 64.05% C 6.09% H 10.12% N

## EXAMPLE 40

6-Fluoro-3-[1-(3-phenoxypropyl)-4-piperidinyl]-1,2-benzisoxazole

A mixture of 6-fluoro-3-(4-piperidinyl)-1,2-benzisoxazole (4.0 g, 0.0182 mol),  $K_2CO_3$  (3.0 g, 0.0218 mol), KI (100 mg), 3--chloropropoxybenzene (3.4 g, 0.0200 mol), and acetonitrile was stirred at reflux under nitrogen for 30 hours. The reaction was poured into water and the aqueous mixture was extracted with ethyl acetate. The ethyl acetate extract was washed with brine, dried with  $MgSO_4$  and concentrated to afford 6.2 g of a damp, being solid. The compound was recrystallized twice from ethanol to yield (47%) of 6-fluoro-3-[1-(3-phenoxypropyl)-4-piperidinyl]-1,2-benzisoxazole as a light beige solid, m.p.=78°–80° C.

ANALYSIS: Calculated for  $C_{21}H_{23}FN_2O_2$ : 71.17% C 6.54% H 7.90% N Found: 71.00% C 6.52% H 7.81% N

## EXAMPLE 41

1-[4-[2-[4-(6-Chloro-1H-Indazol-3-yl)-1-Piperazinyl]ethoxy]-3-Methoxyphenyl]Ethanone

A mixture of 6-chloro-[3-(1-piperazinyl)]-1H-indazole (2.1 g, 0.0089 mol),  $K_2CO_3$  (1.5 g 0.0107 mol), KI (100 mg), 1-[4-(2-chloroethoxy)-3-methoxyphenyl]ethanone (2.2 g, 0.0098 mol) and acetonitrile (70 ml) was stirred at reflux for 48 hours under  $N_2$ . The cooled reaction was poured into water and the aqueous mixture was extracted with ethyl acetate. The organic extract was washed with water, dried with  $MgSO_4$  and concentrated to yield 6.0 g of a light yellow oil. The oil was purified by preparative HPLC (Waters Associates prep LC/System 500, employing 2 silica gel columns and 5.5% methanol/methylene chloride as eluent). Concentration of later fractions provided 1.6 g of an off-white solid. This was combined with an additional sample

57

(3.4 g total) and two consecutive recrystallizations from ethanol yielded 2.1 g (23%) of 1-[4-[2-[4-(6-chloro-1H-indazol-3-yl)-1-piperazinyl]ethoxy]-3-methoxyphenyl]ethanone as an off-white solid, m.p.=154°–156° C.

ANALYSIS: Calculated for  $C_{22}H_{25}C_1N_4O_3$ : 61.61% C 5.88% H 13.06% N Found: 61.66% C 5.87% H 13.06% N

## EXAMPLE 42

1-[4-[3-[4-(6-Fluoro-1,2-Benzisoxazol-3-yl)-1-Piperidinyl]Propoxy]-3-Methoxyphenyl]-2,2,2-Trifluoroethanone

A mixture of 6-fluoro-3-(4-piperidinyl)-1,2-benzisoxazole (1.5 g 0.0067 mol), 1-[4-(3-methoxyphenyl)-2,2,2-trifluoroethanone (2.0 g, 0.0067 mol),  $K_2CO_3$  (0.88 g), KI (0.1 g) and acetonitrile (50 ml) was stirred and refluxed for 16 h. After cooling, the reaction was poured into water and the aqueous mixture extracted with ethyl acetate. The extract was washed ( $H_2O$ ), dried ( $MgSO_4$ ), and the solvent was concentrated to an oil, which upon evacuation at high vacuum afforded 3.2 g of a waxy solid. The solid was chromatographed on a Waters preparative LC (silica columns, eluting with 3% methanol-dichloromethane). Concentration of the appropriate fractions gave 1.8 g (56%) of 1-[4-[3-[4-(6-fluoro-1,2-benzisoxazol-3-yl)-1-piperidinyl]propoxy]-3-methoxyphenyl]-2,2,2-trifluoroethanone solid, m.p.=94°–96° C.

ANALYSIS: Calculated for  $C_{24}H_{24}F_4N_2O_4$ : 60.00% C 5.03% H 5.83% N Found: 60.01% C 5.06% H 5.68% N

## EXAMPLE 43

1-[4-[3-[4-(6-Fluoro-1,2-Benzisoxazol-3-yl)-1-Piperidinyl]Propoxy]-3-Methylmercaptophenyl]Ethanone

A stirred volume of 6-fluoro-3-(4-piperidinyl)-1,2-benzisoxazole (1.88 mg, 8.5 mmoles),  $K_2CO_3$  (1.8 g) and 1-[4-(3-bromopropoxy)-3-methylmercaptophenyl]ethanone (2.3 g, 7.6 mmole) in acetonitrile (100 ml) was heated at reflux for 4 hr. At the end of the reaction, the solvent was concentrated, then diluted with dichloromethane (250 ml). The insolubles were filtered off. The dichloromethane solution was concentrated to dryness as an oil. Purification was effected by flash chromatography on a silica gel column ( $SiO_2$ , 54 g, eluted with dichloromethane, 500 ml; 1% methanol:dichloromethane, 1,1 1). The purest fractions were combined to give a colorless oil which solidified to an off-white solid (2.4 g). Recrystallization from ethanol (100 ml) yielded 1-[4-[3-[4-(6-fluoro-1,2-benzisoxazol-3-yl)-1-piperidinyl]propoxy]-3-methylmercaptophenyl]ethanone as off-white needle crystals, 2.15 g, m.p.=150°–152° C.

ANALYSIS: Calculated for  $C_{24}H_{27}FN_2O_3S$ : 65.14% C 61.5% H 6.33% N Found: 65.09% C 6.10% H 6.25% N

## EXAMPLE 44

1-[4-(3-Bromopropoxy)-3-Bromophenyl]Ethanone

A stirred mixture of 3-bromo-4-hydroxyacetophenone (4.5 g, 21.2 mmoles),  $K_2CO_3$  (4 g) and 1,3-dibromopropane (7.6 g) in acetonitrile (200 ml) was heated at reflux for 2 hr. At the end of the reaction, the solvent was removed and the residue was dissolved in dichloromethane (400 ml) and filtered. The dichloromethane solution was concentrated to an oil. The oil was added to isopropyl ether and stirred to cause crystallization (4.1 g; 58%). The solid was recrystallized from isopropyl ether to give 3.5 g of 1-[4-(3-

58

bromopropoxy)-3-bromophenyl]ethanone as glistening crystals, m.p.=83°–84° C.

ANALYSIS: Calculated for  $C_{11}H_{12}Br_2O_2$ : 39.31% C 3.60% H Found: 39.80% C 3.55% H

## EXAMPLE 45

1-[4-(3-Bromopropoxy)-3,5-Dibromophenyl]Ethanone

A stirred mixture of 3,5-dibromo-4-hydroxyacetophenone (3.0 g, 10.1 mmole),  $K_2CO_3$  (2.8 g, 20.3 mmoles), 1,3-dibromopropane (4.0 g, 19.8 moles) in acetonitrile (100 ml) was heated at reflux for 5 hr. The solvent was removed. The crude product was extracted into dichloromethane (150 ml) and the insoluble inorganics were filtered off. The solution was concentrated to dryness again. Purification was carried out by flash chromatography on silica gel (45 g,  $SiO_2$ ; eluted with 1:1 hexane:dichloromethane). The material thus obtained (2.8 g) was recrystallized twice from isopropyl ether to give analytically pure 1-[4-(3-bromopropoxy)-3,5-dibromophenyl]ethanone, m.p.=87°–88° C.

ANALYSIS Calculated for  $C_{11}H_{11}Br_3O_2$ : 31.84% C 2.67% H Found: 31.97% C 2.63% H

## EXAMPLE 46

1-[4-[4-[4-(1,2-Benzisothiazol-3-yl)-1-Piperidinyl]Butoxy]-3-Methoxyphenyl]Ethanone

A stirred mixture of 3-(4-piperidinyl)-1,2-benzisothiazole (2.6 g, 0.0119 mol), 1-[4-(4-bromobutoxy)-3-methoxyphenyl]ethanone (3.9 g, 0.0131 mol),  $K_2CO_3$  (2.0 g, 0.0143 mol), KI (200 mg) and acetonitrile (125 ml) was stirred at reflux under nitrogen for 18 hours. The reaction was cooled to ambient temperature and filtered. The filter cake was washed well with fresh acetonitrile and the filtrate was concentrated to yield a wet, brown solid. The residue was diluted with water and the aqueous suspension was extracted with methylate chloride. The organic extract was washed with water, dried with  $MgSO_4$  and concentrated to afford 6.5 g of a dark oil. The oil was purified by preparative HPLC (Waters Associates prep LC/System 500, utilizing 2 silica gel columns and 5% methanol/methylene chloride) to give 4.5 g of a beige solid. A 3.1 g (0.0071 mol) sample was taken up in absolute ethanol (80 ml) and oxalic acid (0.67 g, 0.0074 mol) was added. The solution was refluxed mildly on a steam bath for 45 minutes and was then stirred at ambient temperature for 1 hour. The resultant suspension was diluted with anhydrous ether (150 ml) and stirred for 5 minutes. The solid was collected and dried to afford 3.1 g of a light, beige solid. The salt was recrystallized from ethanol to yield 2.8 g. The compound was converted back to the free base with 50% NaOH to give 2.4 g, which was immediately recrystallized from ethanol to provide 1.5 g (29%) of 1-[4-[4-(1,2-benzisothiazol-3-yl)-1-piperidinyl]butoxy]-3-methoxyphenyl]ethanone as a beige powder, m.p.=78°–80° C.

ANALYSIS: Calculated for  $C_{25}H_{30}N_2O_3S$ : 68.46% C 6.91% H 6.39% N found: 68.34% C 6.85% H 6.33% N

## EXAMPLE 47

1-[4-[3-[4-(6-Fluoro-1,2-Benzisoxazol-3-yl)-1-Piperidinyl]Propoxy]-3-Methoxyphenyl]Phenylmethanone

A mixture of 6-fluoro-3-(4-piperidinyl)-1,2-benzisoxazole (2.2 g, 10 mmoles),  $K_2CO_3$  (2.3 g) and 1-[4-(3-

## 59

bromopropoxy)-3-methoxyphenyl] phenylmethanone (3.47 g, 10 mmoles) in acetonitrile (100 ml) was heated at reflux for 3 hours. At the end of reaction, the acetonitrile was concentrated and the mixture was extracted into dichloromethane (200 ml). The insolubles were filtered off and the solvent was evaporated to an oil. Purification was carried out by flash chromatography over a silica gel column (SiO<sub>2</sub>, 50 g; eluted with dichloromethane, 600 ml; 1% methanol:dichloromethane, 600 ml; 2% methanol: 98% dichloromethane, 600 ml). The fractions containing the pure product were combined and concentrated to give 4.24 g (87%) of an off-white solid. Recrystallization from ethanol (75 ml) gave 3.9 g of 1-[4-[3-[4-(6-fluoro-1,2-benzisoxazol-3-yl)-1-piperidinyl]propoxy]-3-methoxyphenyl]phenylmethanone as off-white crystals, m.p.=128°-30° C.

ANALYSIS: Calculated for C<sub>29</sub>H<sub>29</sub>FN<sub>2</sub>O<sub>4</sub>: 71.30% C 5.98% H 5.73% N Found: 71.31% C 5.99% H 5.75% N

## EXAMPLE 48

## 1-[4-[3-[4-(6-Fluoro-1,2-Benzisoxazol-3-yl)-1-Piperidinyl]Propoxy]-3-Bromophenyl]Ethanone

A mixture of 6-fluoro-3-(4-piperidinyl)-1,2-benzisoxazole (2.1 g, 9.5 mmole), K<sub>2</sub>CO<sub>3</sub> (2.0 g) 1-[3-bromo-4-(3-bromopropoxy)phenyl]ethanone (3.1 g, 9.2 mmoles) in acetonitrile (100 ml) was heated at reflux for 3 hours. At the end of reaction, the solvent was concentrated and the mixture was extracted into dichloromethane (200 ml). The insolubles were filtered off. The dichloromethane was concentrated again. The crude residue was purified by flash chromatography over a silica gel column (SiO<sub>2</sub>, 49 g; eluted with dichloromethane, 500 ml; 1% methanol:dichloromethane, 600 ml; 3% methanol:97% dichloromethane, 600 ml). The material thus obtained (3.26 g, 72%) was recrystallized from ethanol (40 ml) to give 1-[4-[3-[4-(6-fluoro-1,2-benzisoxazol-3-yl)-1-piperidinyl]propoxy]-3-bromophenyl]ethanone as light yellow crystals (3.0 g), m.p.=126°-128° C.

ANALYSIS: Calculated for C<sub>23</sub>H<sub>24</sub>BrFN<sub>2</sub>O<sub>3</sub>:58.12% C 5.09% H 5.89% N Found: 57.64% C 5.35% H 5.55% N

## EXAMPLE 49

## 3-[1-[3-[4-(1-Ethoxyethyl)-2-Methoxyphenoxy] Propyl]-4-Piperidinyl]-6-Fluoro-1,2-Benzisoxazole Hydrochloride

To a mixture of 4-[3-[4-(6-fluoro-1,2-benzisoxazol-3-yl)-1-piperidinyl]propoxy]-3-methoxy- $\alpha$ -methylbenzenemethanol (3.8 g, 0.089 mol) in pyridine (25 ml) was added acetic anhydride (5 ml). The mixture was warmed briefly on the steam bath to effect solution, and then the reaction was allowed to stand at ambient temperature for 16 hours. Most of the pyridine was evaporated under reduced pressure and the resultant oil was diluted with water. The aqueous solution was made basic with dilute NaOH, and subsequently extracted with ethyl acetate. The organic extract was washed (water), dried (MgSO<sub>4</sub>), and the solvent concentrated to give 3.7 g of the O-acetyl derivative as a colorless oil. The compound was dissolved in diethyl ether and ethereal HCl was added to precipitate a gum-like hydrochloride salt, which upon treatment with refluxing ethyl acetate afforded 3.4 g of a crystalline salt, m.p. 143°-145° C. Attempting to recrystallize the salt from ethanol:diethyl ether resulted in displacement of the acetate to afford the ethyl ether. The salt of this product (2.8 g) was recrystallized from ethanol:di-

## 60

ethyl ether to yield 2.1 g (48%) of 3-[1-[3-[4-(1-ethoxyethyl)-2-methoxyphenoxy]propyl]-4-piperidinyl]-6-fluoro-1,2-benzisoxazole hydrochloride m.p.=139°-141° C.

ANALYSIS: Calculated for C<sub>26</sub>H<sub>33</sub>FN<sub>2</sub>O<sub>4</sub>.HCl: 63.34% C 6.95% H 5.68% N Found: 63.06% C 6.80% H 5.63% N

## EXAMPLE 50

## 3-[1-[3-[4-(1-Acetoxyethyl)-2-methoxyphenoxy] Propyl]-4-Piperidinyl]-6-Fluoro-1,2-Benzisoxazole Fumarate

A mixture of 4-[3-[4-(6-fluoro-1,2-benzisoxazol-3-yl)-1-piperidinyl]-3-methoxy- $\alpha$ -methylbenzenemethanol (4.8 g, 0.011 mol) in pyridine (45 ml) was warmed briefly to effect solution and then acetic anhydride (6.3 ml) was added. The reaction stood at ambient temperature for 16 hours, was concentrated in vacuo, and the colorless oil that remained was dissolved in water. The aqueous solution was made basic with saturated K<sub>2</sub>CO<sub>3</sub> solution, and the mixture was extracted with diethyl ether. The extract was washed (water), dried (MgSO<sub>4</sub>) and concentrated to afford 5.2 g of a thick, colorless oil. The oil (4.8 g) was dissolved in anhydrous diethyl ether and fumaric acid (1.2 g, 0.01 mol) was added. The mixture was stirred at ambient temperature for 4 hours, and then was permitted to stand at ambient temperature for 16 hours. The resultant white, 3-[1-[3-[4-(1-acetoxyethyl)-2-methoxyphenoxy]propyl]-4-piperidinyl]-6-fluoro-1,2-benzisoxazole fumarate was collected and afforded 3.0 g of material. The filtrate was treated with an additional amount of fumaric acid (0.3 g) and 0.9 g more of 3-[1-[3-[4-(1-acetoxyethyl)-2-methoxyphenoxy]propyl]-4-piperidinyl]-6-fluoro-1,2-benzisoxazole fumarate was harvested. The two batches were combined and recrystallized from acetonitrile (twice) to yield 2.3 g (43%) of the acetate, m.p.=150°-152° C.

ANALYSIS: Calculated for C<sub>26</sub>H<sub>31</sub>FN<sub>2</sub>O<sub>3</sub>.C<sub>4</sub>H<sub>4</sub>O<sub>4</sub>: 61.43% C 6.01% H 4.78% N Found: 61.06% C 5.87% H 4.73% N

## EXAMPLE 51

## 1-[4-[3-[4-(6-Fluoro-1,2-Benzisoxazol-3-yl)-1-Piperidinyl]Propoxy]-3-Methoxyphenyl]Pentanone

A mixture of 6-fluoro-3-(4-piperidinyl)-1,2-benzisoxazole (2.2 g, 0.01 mole), K<sub>2</sub>CO<sub>3</sub> (3 g), 1-[4-(3-bromopropoxy)-3-methoxyphenyl]pentanone (3.7 g 0.0113 mole) in acetonitrile (140 ml) was heated at reflux for 4 hours. At the end of the reaction, the mixture was cooled and filtered. The filtrate was concentrated to an oil. Purification was performed by flash chromatography over a silica gel column (SiO<sub>2</sub>, 55 g; eluted with 1% methanol in dichloromethane, 600 ml; 3% methanol:97% dichloromethane, 400 ml). The fractions containing pure product were pooled and concentrated to a solid (4.3 g, 91%). Recrystallization from ethanol (10 ml) gave a powdery solid of 1-[4-[3-[4-(6-fluoro-1,2-benzisoxazol-3-yl)-1-piperidinyl]propoxy]-3-methoxyphenyl]pentanone (3.22 g), m.p.=79°-80° C.

ANALYSIS: Calculated for C<sub>27</sub>H<sub>33</sub>FN<sub>2</sub>O<sub>4</sub>: 69.21% C 7.10% H 5.98% N Found: 69.00% C 6.94% H 6.39% N

## EXAMPLE 52

## 2-[3-[4-(6-Fluoro-1,2-Benzisoxazol-3-yl)-1-Piperidinyl]Propoxy]-N-Methylbenzenamine Hemifumarate

A mixture of 6-fluoro-3-(4-piperidinyl)-1,2-benzisoxazole (2.5 g, 0.0114 mol), K<sub>2</sub>CO<sub>3</sub> (1.8 g, 0.0130

## 61

mol), 4-(3-chloropropoxy)-2-methylaminobenzene (2.4 g 0.0120 mol) and acetonitrile (100 ml) was stirred at reflux for 18 hours. The reaction was cooled to ambient temperature and was poured into water. The aqueous mixture was extracted with ethyl acetate and the ethyl acetate extract was washed with water, dried with  $MgSO_4$ , and concentrated to yield 4.1 g of a brown oil. The oil was purified by preparative HPLC (Waters Associates prep LC/System 500, utilizing 2 silica gel columns and eluting with 4% methanol-methylene chloride). Concentration of appropriate fractions yielded 2.45 g of a beige oil. The product was taken up in ethyl acetate (50 ml) and fumaric acid (0.78 g) was added. The mixture was stirred at mild reflux for 45 minutes and then at ambient temperature for 1.5 hours. The product was isolated by vacuum filtration to provide 2.5 g of a pale yellow solid. Recrystallization from ethanol afforded 2.0 g (40%) of 2-[3-[4-(6-fluoro-1,2-benzisoxazol-3-yl)-1-piperidinyl]propoxy]-N-methylbenzenamine hemifumarate as a beige crystals, m.p.=180°-182° C.

ANALYSIS: Calculated for  $C_{22}H_{26}FN_3O_2 \cdot 0.5C_4H_4O_4$ : 65.28% C 6.40% H 9.52% N Found: 65.08% C 6.35% H 9.45% N

## EXAMPLE 53

## 1-[4-[3-[4-(6-Fluoro-1,2-Benzisoxazol-3-yl)-1-Piperidinyl]Propoxy]-3-Methoxyphenyl]Propanone

A mixture of 6-fluoro-3-(4-piperidinyl)-1,2-benzisoxazole (2.8 g, 15.2 mmoles),  $K_2CO_3$  (3 g), 1-[4-(3-bromopropoxy)-3-methoxyphenyl]propanone (4.6 g, 18.2 mmoles) in acetonitrile (100 ml) was heated at reflux for 2 hours. At the end of the reaction, the mixture was filtered and the solvent was concentrated and the residue was extracted into dichloromethane (300 ml). The dichloromethane was filtered and concentrate again. The crude material (6.4 g) was purified by flash chromatography over a silica gel column ( $SiO_2$ , 50 g; eluted with dichloromethane, 700 ml; 1% methanol in dichloromethane, 1.4 l). The material thus purified (weight: 2.87 g, 51%) was recrystallized from ethanol (25 ml) to give 2.13 g of 1-[4-[3-[4-(6-fluoro-1,2-benzisoxazol-3-yl)-1-piperidinyl]propoxy]-3-methoxyphenyl]propanone as beige colored crystals, m.p.=118°-119° C.

ANALYSIS: Calculated for  $C_{25}H_{29}FN_2O_4$ : 68.16% C 6.64% H 6.36% N Found: 68.32% C 6.63% H 6.29% N

## EXAMPLE 54

## 4-[3-[4-(6-Fluoro-1,2-Benzisoxazol-3-yl)-1-Piperidinyl]Propoxy]-3-Methoxybenzamide

A mixture of 6-fluoro-3-(4-piperidinyl)-1,2-benzisoxazole (2.2 g, 10.0 mmoles),  $K_2CO_3$  (2.0 g) and 4-(3-bromopropoxy)-3-methoxybenzamide (2.32 g, 8.0 mmoles) in acetonitrile (80 ml) was heated at reflux for 5 hours. At the end of the reaction the solvent was evaporated. The residue was extracted into dichloromethane. The inorganic insolubles were filtered off. The dichloromethane was concentrated again. The crude residue was purified by flash chromatography over a silica gel column (55 g,  $SiO_2$ , eluted with 1% methanol in dichloromethane, 1 l; 2% methanol in dichloromethane, 1 l). The material thus obtained weighted 2.93 g (84%) as white crystals. Recrystallization from hot ethanol (60 ml) gave 2.2 g of 4-[3-[4-(6-fluoro-1,2-benzisoxazol-3-yl)-1-piperidinyl]propoxy]-3-methoxybenzamide as white crystals, m.p.=163°-164° C.

ANALYSIS: Calculated for  $C_{23}H_{26}FN_3O_4$ : 64.62% C 6.13% H 9.83% N Found: 64.20% C 6.06% H 9.71% N

## 62

## EXAMPLE 55

## 1-[4-[3-[4-(6-Fluoro-1,2-Benzisoxazol-3-yl)-1-Piperidinyl]Propoxy]-3-(Methylamino)phenyl]Ethanone

A mixture of 6-fluoro-3-(4-piperidinyl)-1,2-benzisoxazole (2.3 g, 0.0103 mol),  $K_2CO_3$  (1.4 g, 0.0103 mol), 1-[4-(3-chloropropoxy)-3-(methylamino)phenyl]ethanone (2.5 g 0.0103 mol), KI (0.10 g), and acetonitrile (100 ml) was stirred at reflux under nitrogen for 23 hours. The reaction was cooled to ambient temperature, poured into water, and the aqueous mixture was extracted with ethyl acetate. The ethyl acetate extract was washed twice with water, dried with  $MgSO_4$  and was concentrated to yield 4.8 g of a damp, brown solid. The compound was isolated by preparative HPLC (Waters Associates prep LC/System 500, utilizing 2 silica gel columns and 4% methanol-methylene chloride as eluent). Concentration of appropriate fractions afforded 2.4 g. Recrystallization from ethanol gave 2.1 g of 1-[4-[3-[4-(6-fluoro-1,2-benzisoxazol-3-yl)-1-piperidinyl]propoxy]-3-(methylamino)phenyl]ethanone as a beige solid, m.p.=151°-153° C.

ANALYSIS: Calculated for  $C_{24}H_{28}FN_3O_3$ : 67.75% C 6.63% H 9.88% N Found: 67.83% C 6.76% H 9.90% N

## EXAMPLE 56

## 1-[4-[3-[4-(6-Fluoro-1,2-Benzisoxazol-3-yl)-1-Piperidinyl]Propoxy]-3-Ethoxyphenyl]Ethanone

A suspension of NaH (0.28 g of a 50% oil dispersion, 0.0059 mol) in dimethylformamide (20 ml) was cooled to 4° C. in an ice bath. To this was added, dropwise, 1-[4-[3-[4-(6-fluoro-1,2-benzisoxazol-3-yl)-1-piperidinyl]propoxy]-3-hydroxyphenyl]ethanone (2.3 g, 0.0056 mol) dissolved in dimethylformamide (40 ml). After total addition, the mixture was stirred under nitrogen for 1 hr. keeping the temperature below 10° C. A solution of bromoethane (1.3 g, 0.0118 mol) dissolved in dimethylformamide (15 ml) was then added, dropwise, to the reaction mixture. Stirring under nitrogen was continued for 3 hours allowing the temperature to slowly rise to ambient temperature. The reaction was cooled in an ice bath, water was added and the aqueous mixture was extracted with ethyl acetate. The ethyl acetate extract was washed with water, dried with  $MgSO_4$ , and was concentrated to yield 3.9 g of a damp, beige solid. The solid was triturated with diethyl ether and filtered to yield 1.5 g. This was combined with an additional sample (3.5 g total), and recrystallization from ethanol provided 3.0 g (57%) of glistening, beige crystals of 1-[4-[3-[4-(6-fluoro-1,2-benzisoxazol-3-yl)-1-piperidinyl]propoxy]-3-ethoxyphenyl]ethanone, m.p.=112-114.

ANALYSIS: Calculated for  $C_{25}H_{29}FN_2O_4$ : 68.16% C 6.64% H 6.36% N Found: 68.10% C 7.03% H 6.35% N

## EXAMPLE 57

## 1-[4-(3-Bromopropoxy)-3-(Methylmercapto)Phenyl]Ethanone

A mixture of 1-[4-hydroxy-3-(methylmercapto)phenyl]ethanone (5.4 g; 0.03 mole),  $K_2CO_3$  (4.2 g), 1,3-dibromopropane (8 g, 0.039 mole) in acetonitrile (150 ml) was heated at reflux for 3 hours and stirred at room temperature overnight. Acetonitrile was removed at reduced pressure and the residue was extracted into dichloromethane (250 ml). Insolubles were filtered off. The dichloromethane solution was concentrated. The crude product was purified on a silica



## 63

gel column (SiO<sub>2</sub>, 100 g; eluted with 3:2 hexane:dichloromethane, 1.6 l). The compound crystallized upon concentration, and the product (3.5 g, 39%) was recrystallized from ethanol (40 ml) to yield 1-[4-(3-bromopropoxy)-3-(methylmercapto)phenyl]ethanone as white needles, 2.0 g; m.p.=120°–122° C.

ANALYSIS: Calculated for C<sub>12</sub>H<sub>15</sub>BrO<sub>2</sub>S: 47.53% C 4.99% H Found: 47.74% C 4.91% H

## EXAMPLE 58

## 4-(3-Bromopropoxy)-3-Methoxybenzonitrile

A mixture of 4-hydroxy-3-methoxybenzonitrile (7.5 g, 50 mmoles), K<sub>2</sub>CO<sub>3</sub> (12.5 g), and 1,3-dibromopropane (15 g, 75 mmoles) in acetonitrile (100 ml) was heated at reflux for 3 hours and left standing at room temperature overnight. The solvent of the reaction was removed on a rotary evaporator, and the crude solid was extracted into methylene chloride (500 ml). The insolubles were filtered off. The dichloromethane solution was concentrated and the material was purified on a flash chromatography column (SiO<sub>2</sub>, 105 g; eluted with 2:3 dichloromethane:hexane, and then with dichloromethane). The desired product thus purified weighed 7.74 g (52%). Recrystallization twice from ethanol gave analytically pure 4-(3-bromopropoxy)-3-methoxybenzonitrile, m.p.=99°–101° C.

ANALYSIS: Calculated for C<sub>11</sub>H<sub>12</sub>BrNO<sub>2</sub>: 48.91% C 4.48% H 5.19% N Found: 49.49% C 4.47% H 5.21% N

## EXAMPLE 59

## 1-[4-(3-Bromopropoxy)-3-Methylphenyl]Ethanone

A mixture of 4-hydroxy-3-methylacetophenone (14.5 g, 96 mmoles), K<sub>2</sub>CO<sub>3</sub> (17.5 g, 144 mmoles), and 1,3-dibromopropane (30 g, 144 mmoles) in acetonitrile (400 ml) was heated at reflux for 6 hours. At the end of the reaction, the solvent was removed on a rotary evaporator, and the crude solid was extracted into dichloromethane (750 ml). The insoluble inorganics were filtered off. The dichloromethane solution was concentrated again to a crude oil (34.5 g). Purification was effected by flash chromatography over a silica gel column (SiO<sub>2</sub>, 150 g; eluted with 7:3 hexane:dichloromethane, 2 l; and dichloromethane 2 l). The material thus purified weight 14.6 g (56%) and was recrystallized from ethanol. Recrystallization again from ethanol gave analytically pure 1-[4-(3-bromopropoxy)-3-methylphenyl]ethanone, m.p.=59°–61° C.

ANALYSIS: Calculated for C<sub>12</sub>H<sub>15</sub>BrO<sub>2</sub>: 53.15% C 5.58% H Found: 53.35% C 5.52% H

## EXAMPLE 60

## 1-[4-(3-Bromopropoxy)-3-Methoxyphenyl]Phenylmethanone

A mixture of 1-(4-hydroxy-3-methoxyphenyl) phenylmethanone (14 g, 61.4 mmoles), K<sub>2</sub>CO<sub>3</sub> (13 g, 92.1 mmoles), and 1,3-dibromopropane (28 g, 86 mmoles) in acetonitrile (400 ml) was heated at reflux for 4 hours. The reaction was followed by thin layer chromatography. At the end of the reaction, the inorganics were filtered off and the solvent was removed on a rotary evaporator. The residue was purified on a flash chromatographic column (SiO<sub>2</sub>, 140 g, eluted with 4:1 hexane:dichloromethane, 1.2 l) to give a partially solidified material: 15.44 g (72%). Recrystallization twice from ethanol gave 2.84 g of 1-[4-(3-bromopropoxy)-3-methoxyphenyl]phenylmethanone as white crystals, m.p.=88°–89° C.

## 64

ANALYSIS: Calculated for C<sub>17</sub>H<sub>17</sub>BrO<sub>3</sub>: 58.47% C 4.91% H Found: 59.03% C 4.87% H

## EXAMPLE 61

## N-[2-[3-[4-(6-Fluoro-1,2-Benzisoxazol-3-yl)-1-Piperidinyl]Propoxy]Phenyl]Acetamide

## (A) N-[2-(3-phenylsulfonyloxypropoxy)phenyl]acetamide

To a solution of N-[2-(3-hydroxypropoxy)phenyl] acetamide (Example 113) (7.5 g, 0.036 mol) in pyridine (90 ml), cooled to 0° C., was added p-toluenesulfonyl chloride (13.6 g, 0.056 mol). After the tosyl chloride went into solution, the reaction was then allowed to stand at 5° C. for 16 hours. The reaction was poured onto ice, and a brown oil settled. The aqueous supernatant was decanted from the oil, and the residual oil taken up in diethyl ether. The diethyl ether was washed with cold (5° C.) 3N HCl and then with brine. The organic layer was dried (MgSO<sub>4</sub>), and concentrated to afford a thick brown oil, 5.3 g.

## (B) N-[2-[3-[4-(6-fluoro-1,2-benzisoxazol-3-yl)-1-piperidinyl]propoxy]phenyl]acetamide

A mixture of 6-fluoro-3-(4-piperidinyl)-1,2-benzisoxazole (3.4 g, 0.016 mol), N-[2-(3-phenylsulfonyloxypropoxy)phenyl]acetamide (5.3 g, 0.016 mol), K<sub>2</sub>CO<sub>3</sub> (2.2 g), and acetonitrile (50 ml) was stirred and refluxed for 5 hours. The reaction was poured into water, and the aqueous suspension was extracted with ethyl acetate. The ethyl acetate was washed (water and brine), dried (MgSO<sub>4</sub>) and the solvent was concentrated to afford 6.0 g of a thick, brown oil. The oil was chromatographed on a Waters Prep 500 LC on silica gel. Concentration of the appropriate fractions afforded 3.0 g of a beige solid. This was recrystallized from ethyl acetate to yield (with concentration of the mother liquors) 2.2 g (33%) of N-[2-[3-[4-(6-fluoro-1,2-benzisoxazol-3-yl)-1-piperidinyl]propoxy]phenyl] acetamide as a beige solid, m.p.=118°–120° C.

ANALYSIS: Calculated for C<sub>23</sub>H<sub>26</sub>FN<sub>3</sub>O<sub>3</sub>: 67.14% C 6.37% H 10.21% N Found: 67.06% C 6.43% H 10.23% N

## EXAMPLE 62

## 1-[4-[3-[4-(6-Fluoro-1,2-Benzisoxazol-3-yl)-1-Piperidinyl]Propoxy]-3-Dimethylaminophenyl]Ethanone

## (A) 1-[4-(3-Chloropropoxy)-3-dimethylaminophenyl]ethanone

To a suspension of sodium hydride (2.3 g, 0.0485 mol of 50% oil dispersion) with dimethylformamide (75 ml), and cooled to 3° in an ice-salt bath and under a stream of nitrogen was added, dropwise, 1-(4-hydroxy-3-dimethylaminophenyl)ethanone (8.7 g, 0.0485 mol) dissolved in dimethylformamide (150 ml) so that the temperature did not go over 7°. After the addition was over, the bath was removed and the reaction was stirred at ambient temperature for 45 minutes. The ice bath was reapplied and a solution of 1-bromo-3-chloropropane (8.4 g 0.0534 mol) in dimethylformamide (25 ml) was added dropwise. After the addition was complete, the reaction was stirred for 18 hours at ambient temperature under nitrogen. The reaction was chilled to 7° in an ice bath and water (200 ml) was carefully added. After stirring for 5 minutes, the aqueous mixture was extracted with ethyl acetate (5×200 ml). The ethyl acetate extract was washed with water (2×50 ml), dried with MgSO<sub>4</sub>, and concentrated to yield 22.2 g of a black oily liquid. The compound was purified by prep HPLC, and combination of appropriate fractions gave 5.0 g of brown oil.

65

(B) 1-[4-[3-[4-(6-fluoro-1,2-benzisoxazol-3-yl)-1-piperidinyl]propoxy]-3-dimethylaminophenyl]ethanone

A mixture of 1-[4-(3-chloropropoxy)-3-dimethylaminophenyl]ethanone (2.9 g, 0.0113 mol), 6-fluoro-3-(4-piperidinyl)-1,2-benzisoxazole (2.5 g, 0.0113 mol),  $K_2CO_3$  (1.7 g, 0.0122 mol), KI (200 mg) and acetonitrile (125 ml) was stirred at reflux for 18 hours. The cooled reaction was poured into water and the aqueous mixture was extracted with ethyl acetate. The ethyl acetate extract was washed with water, dried with magnesium sulfate and concentrated to yield 5.3 g of an amber oil. The compound was purified by preparative HPLC (Waters Associates prep LC/System 500 utilizing 2 silica gel columns) and concentration of appropriate fractions provided 1.65 g (33%). After combining with two additional samples, the compound (3.4 g, 7.74 mmol total) was taken up in ethyl acetate and fumaric acid (0.90 g, 7.75 mmol) was added. The mixture was stirred at a mild reflux for 30 minutes and then for 1 hour at ambient temperature. The reaction was left to stand overnight and was then filtered to give 3.6 g. The compound was recrystallized twice from ethanol to provide 2.3 g and once from acetonitrile to yield 1.9 g of the compound as a fumarate salt. The compound was converted to the free base by suspending it in dilute NaOH and extracting with dichloromethane. After washing the dichloromethane extract with water and drying with  $MgSO_4$ , the solvent was removed in vacuo to give 1.4 g (14%) of 1-[4-[3-[4-(6-fluoro-1,2-benzisoxazol-3-yl)-1-piperidinyl]propoxy]-3-dimethylaminophenyl]ethanone as a beige solid, m.p.=94°-96° C.

ANALYSIS: Calculated for  $C_{25}H_{30}FN_3O_3$ : 68.32% C 6.88% H 9.56% N Found: 67.74% C 6.74% H 9.40% N

## EXAMPLE 63

1-[4-[3-[4-(6-Fluoro-1,2-Benzisoxazol-3-yl)-1-Piperidinyl]Propoxy]-2-Methoxyphenyl]Ethanone Hydrochloride

A mixture of 6-fluoro-3-(4-piperidinyl)-1,2-benzisoxazole (4.4 g, 0.02 mol), 1-[4-(3-chloropropoxy)-2-methoxyphenyl]ethanone (4.8 g, 0.02 mol),  $K_2CO_3$  (2.8 g), KI (200 mg) and acetonitrile (110 ml) was stirred and refluxed for 16 hours. The reaction was filtered and the filtrate concentrated to afford 9.0 g of a brown oil. The oil was taken up in acetone and fumaric acid (2.5 g 0.022 mol) was added. The mixture was heated to reflux and then it was stirred at ambient temperature for 1 hour. The resultant fumarate salt (7.0 g) was collected and then reversed to the free base with aqueous sodium hydroxide to afford 4.6 g of a soft solid. The solid was flash chromatographed on silica gel with dichloromethane-methanol (10%) as eluent, and after concentration of the appropriate fractions afforded 3.6 g of an off-white solid. The solid was dissolved in anhydrous ether and ethereal HCl was added to precipitate 3.3 g of the hydrochloride salt. The salt was recrystallized from ethanol to afford 3.3 g of product. Occluded alcohol was removed to yield 2.8 g (29%) of 1-[4-[3-[4-(6-fluoro-1,2-benzisoxazol-3-yl)-1-piperidinyl]propoxy]-2-methoxyphenyl]ethanone hydrochloride, m.p.=193°-195° C.

ANALYSIS: Calculated for  $C_{24}H_{28}C_1FN_2O_4$ : 62.27% C 6.10% H 6.05% N Found: 61.88% C 5.90% H 5.96% N

## EXAMPLE 64

1-[4-(3-Chloropropoxy)-3-Methoxyphenyl]-2,2,2-Trifluoroethanone

(A) 4-(3-Chloropropoxy)-3-methoxybenzoic acid

To a stirred suspension under nitrogen of sodium hydride (6.4 g, 0.13 mol, of about 50% oil dispersion-ether washed)

66

in tetrahydrofuran (220 ml) was added pyrazole (4.4 g, 0.06 mol) in tetrahydrofuran (60 ml), dropwise. After complete addition, the reaction was stirred for about 15 minutes, and then 4-(3-chloropropoxy)-3-methoxybenzaldehyde (24.5 g, 0.0107 mol) was added. The nitrogen was stopped and air was sparged into the reactor for about 3 hours. The reaction was then allowed to stir at ambient temperature open to the atmosphere for 16 hours. Water was added, the reaction was cooled in an ice bath, and concentrated hydrochloric acid (25 ml) was added dropwise. More water was added and the yellow solid that separated was collected to afford 16.2 g of product. The filtrate was then extracted with ethyl acetate to afford an additional 9.3 g. The samples were combined and recrystallized from acetonitrile to yield 12.6 g of a light, yellow solid, m.p.=154°-156° C. A 4.0 g sample was recrystallized from acetonitrile to yield 2.6 g of a yellow solid. This was combined with 0.4 g from another sample and recrystallized again from acetonitrile with charcoal treatment to afford 2.0 g of 4-(3-chloropropoxy)-3-methoxybenzoic acid as a yellow solid, m.p.=157°-159° C.

ANALYSIS: Calculated for  $C_{11}H_{13}ClO_4$ : 54.00% C 5.35% H Found: 54.65% C 5.34% H

(B) 4-(3-Chloropropoxy)-3-methoxybenzoyl chloride

To a mixture of 4-(3-chloropropoxy)-3-methoxybenzoic acid (2.4 g, 0.01 mol) in dichloromethane (5 ml) was added thionyl chloride (0.9 ml, 0.012 mol) dissolved in dichloromethane (5 ml). The reaction was stirred and refluxed for 1 hour, and then the dichloromethane was removed in vacuo to leave a dark oil. The oil was triturated with hexane and the solid that formed while scratching with a glass rod was collected to afford 1.6 g of 4-(3-chloropropoxy)-3-methoxybenzoyl chloride, m.p.=60°-63° C.

(C) 1-[4-(3-Chloropropoxy)-3-methoxyphenyl]-2,2,2-trifluoroethanone

To a stirred mixture of 4-(3-chloropropoxy)-3-methoxybenzoyl chloride (10.0 g, 0.038 mol) in methylene chloride (55 ml) cooled to -70° C., there was condensed into a reactor bromotrifluoromethane (70 g, 0.047 mol). There was then added to the reactor hexamethylphosphorotriamide (9.4 g, 0.041 mol) dissolved in dichloromethane (7 ml). The first 90% was added quite rapidly, and the remainder at a slower rate. After complete addition, the reaction was stirred at -70° C. to -65° C. for an additional hour. The reaction mixture was allowed to come to room temperature. An equal volume of hexane was added and the layers were separated. The lower layer was extracted with hexane and then with diethylether. The extracts were combined and concentrated to yield 5.6 g of a thick, colorless oil. The oil was chromatographed on a Waters Prep 500 LC utilizing two silica gel columns and eluting with 20% ethyl acetate-hexane. Concentration of appropriate fractions gave 2.7 g of a light oil, which after evacuation at high vacuum solidified to a waxy, white solid (2.4 g) of 1-[4-(3-chloropropoxy)-3-methoxyphenyl]-2,2,2-trifluoroethanone.

## EXAMPLE 65

4-[3-[4-(6-Fluoro-1,2-Benzisoxazol-3-yl)-1-Piperidinyl]Propoxy]-3-Hydroxy- $\alpha$ -Methylbenzene Methanol

(A) 1-[4-(3-chloropropoxy)-3-hydroxyphenyl]ethanone

A mixture of 1-[4-(3-chloropropoxy)-3-methoxyphenyl]ethanone (10.0 g, 0.0412 mol) and concentrated  $H_2SO_4$  (50 ml) was stirred at 65° for 23 hours. The cooled reaction was poured into 250 g of ice and was stirred vigorously for 10 minutes. The aqueous mixture was extracted with dichloromethane ( $CH_2Cl_2$ ) and the resultant dichloromethane extract was washed well with 5% sodium hydroxide. The

67

basic phases were combined and washed with dichloromethane. The aqueous mixture was cooled in an ice bath and concentrated hydrochloric acid was added until a precipitate formed. The product was isolated by filtration and dried to yield 3.1 g of a light brown solid. This was combined with an additional sample (5.0 g total) and two consecutive recrystallizations from toluene provided 3.4 g (22%) of 1-[4-(3-chloropropoxy)-3-hydroxyphenyl] ethanone as a beige solid, m.p.=101°-103° C.

ANALYSIS: Calculated for  $C_{11}H_{13}ClO_3$ : 57.78% C 5.73% H Found: 58.17% C 5.66% H

(B) 4-(3-chloropropoxy)-3-hydroxy- $\alpha$ -methylbenzene methanol

To a flask charged with sodium borohydride (1.5 g, 0.0394 mol) under nitrogen and chilled to 10° was added, slowly, a solution of 1-[4-(3-chloropropoxy)-3-hydroxyphenyl]ethanone (6.0 g, 0.0262 mol) dissolved in ethanol-tetrahydrofuran (120 ml, 2:1). After total addition, the ice bath was removed and the reaction was stirred at ambient temperature for 3 hours. An additional amount of sodium borohydride (0.2 g, 0.0053 mol) was carefully added. After stirring at ambient temperature for one hour, the solvent was removed in vacuo. The resultant solid residue was diluted with water (100 ml) and left overnight. The product was isolated by vacuum filtration yielding 3.8 g. Two consecutive recrystallizations from toluene provided 3.3 g (55%) of 4-(3-chloropropoxy)-3-hydroxy- $\alpha$ -methylbenzene methanol as a light brown solid, m.p.=107°-109° C.

ANALYSIS: Calculated for  $C_{11}H_{15}ClO_3$ : 57.27% C 6.55% H Found: 57.60% C 6.43% H

(C) 4-[3-[4-(6-fluoro-1,2-benzisoxazol-3-yl)-1-piperidinyl]propoxy]-3-hydroxy- $\alpha$ -methylbenzene methanol

A mixture of 6-fluoro-3-(4-piperidinyl)-1,2-benzisoxazole (4.3 g, 0.0195 mol), 4-(3-chloropropoxy)-3-hydroxy- $\alpha$ -methylbenzenemethanol (4.5 g, 0.0195 mol), KI (200 mg),  $NaHCO_3$  (1.8 g, 0.0215 mol) and  $CH_3CN$  (125 ml) was stirred at reflux under nitrogen for 24 hours. The cooled reaction was filtered and the filter cake was washed with  $CH_3CN$ . The filtrate as concentrated to afford an oily residue, which was partitioned between water and ethyl acetate. The ethyl acetate extract was washed with water, dried with  $MgSO_4$ , and concentrated to yield 8.6 g of a dark oil. The oil was purified by preparative HPLC (Waters Associates prep LC/system 500) to yield 5.0 g. The compound was recrystallized twice from ethanol to provide 3.9 g (49%) of 4-[3-[4-(6-fluoro-1,2-benzisoxazol-3-yl)-1-piperidinyl]propoxy]-3-hydroxy- $\alpha$ -methylbenzene methanol as a light beige solid, m.p.=142°-144° C.

ANALYSIS: Calculated for  $C_{23}H_{27}FN_2O_4$ : 66.65% C 6.57% H 6.76% N Found: 66.68% C 6.35% H 6.72% N

## EXAMPE 66

2-[3-[4-(6-Fluoro-1,2-Benzisoxazol-3-yl)-1-Piperidinyl]Propoxy]Aniline Dihydrochloride

(A) 2-(3-chloropropoxy)aniline

To a stirred suspension of sodium hydride (11.0 g, 0.23 mol of a 50% oil dispersion) in dimethylformamide (250 ml), under nitrogen, was added, dropwise, 2-aminophenol (25.0 g, 0.23 mol) dissolved in dimethylformamide (125 ml). After complete addition, the reaction was stirred at ambient temperature for 1 hour, and then it was cooled to 5° C. (ice bath). 3-Chloro-1-bromopropane (36.2 g, 0.23 mol) in dimethylformamide (50 ml) was added, dropwise, so that the temperature did not go above 8° C. The reaction was stirred for 4 hours and then permitted to stand at ambient temperature for 16 hours. The reaction was poured into water and extracted with ethyl acetate. The ethyl acetate was

68

washed (water), dried ( $MgSO_4$ ), and the solvent concentrated to afford 25.4 g of a reddish, dark oil. About 12.0 g of the oil was chromatographed on HPLC columns. Concentration of the largest fractions gave 5.4 g of 2-(3-chloropropoxy)aniline as an oil.

(B) 2-[3-[4-(6-fluoro-1,2-benzisoxazol-3-yl)-1-piperidinyl]propoxy]aniline dihydrochloride

A mixture of 6-fluoro-3-(4-piperidinyl)-1,2-benzisoxazole (4.8 g, 0.022 mol), 2-(3-chloropropoxy) aniline (4.0 g, 0.022 mol),  $K_2CO_3$  (4.1 g, 0.022 mol), KI (0.2 g), and acetonitrile (100 ml) was stirred and refluxed for 10 hours. The reaction was poured into water and the aqueous mixture was extracted with ethyl acetate. The extract was washed (water), dried ( $MgSO_4$ ), and the solvent was concentrated to afford 9.0 g of a red solid. The solid was triturated with diethyl ether to yield 3.0 g of a beige solid. This sample was combined with a sample (1.1 g) from another run, and a hydrochloride salt was prepared by dissolving the free basic in ethanol and then adding ethereal HCl. The resultant salt (3.5 g) was recrystallized twice from methanol-diethyl ether to afford 2.6 g (22%) of 2-[3-[4-(6-fluoro-1,2-benzisoxazol-3-yl)-1-piperidinyl]propoxy] aniline dihydrochloride as a brown solid, m.p.=253°-255° C.

ANALYSIS: Calculated for  $C_{21}H_{24}FN_3O_2 \cdot 2HCl$ : 57.02% C 5.92% H 9.50% N Found: 56.68% C 5.71% H 9.35% N

## EXAMPLE 67

N-[5-Acetyl-2-[3-[4-(6-Fluoro-1,2-Benzisoxazol-3-yl)-1-Piperidinyl]propoxy]Propoxy]Phenyl] Acetamide

(A) Preparation of 1-[3-acetylamino-4-(3-chloropropoxy)phenyl]ethanone

A stirred mixture of 1-[3-acetylamino-4-hydroxyphenyl] ethanone (7.7 g, 0.04 mol),  $K_2CO_3$  (5.7 g), 3-chloro-1-bromopropane (8.9 g, 0.056 mol) and acetone (100 ml) was refluxed for 16 h. The reaction was allowed to cool to ambient temperature and filtered. Concentration of the filtrate yielded 8.5 g of a white solid. The solid was recrystallized from toluene and then from ethanol to afford 6.5 g of an off-white solid. A 3.3 g sample of this material was flash chromatographed on silica gel with ethyl acetate as eluent. Concentration of the appropriate fractions afforded 2.8 g of a solid. The solid was recrystallized from toluene and then from ethanol-water to yield 2.2 g (51%) of a solid, m.p.=124°-126° C.

ANALYSIS: Calculated for  $C_{13}H_{16}ClNO_3$ : 57.89% C 5.98% H 5.19% N Found: 57.08% C 5.85% H 5.13% N

(B) N-[5-acetyl-2-[3-[4-(6-fluoro-1,2-benzisoxazol-3-yl)-1-piperidinyl]propoxy]phenyl]acetamide

A mixture of 6-fluoro-3-(4-piperidinyl)-1,2-benzisoxazole (4.4 g, 0.02 mol), 1-[3-acetylamino-4-(3-chloropropoxy)phenyl]ethanone (5.5 g, 0.0205 mol),  $K_2CO_3$  (2.8 g), and acetonitrile (70 ml) was stirred and refluxed for 16 hours. The reaction was poured into water and the aqueous mixture was extracted with ethyl acetate. The extract was washed (water), dried ( $MgSO_4$ ), and then it was concentrated to afford, 9.5 g of a brown oil. The oil was taken up in ethyl acetate and ethereal HCl was added until the reaction was acidic. The crude, brown, hydrochloride salt was collected (8.4 g), and was immediately converted to the free base with  $NH_4OH$ , to afford 5.4 g of the compound as a brown oil. The oil was chromatographed on a Waters Preparative HPLC utilizing silica gel columns. Concentration of the appropriate fractions yielded 3.5 g of N-[5-acetyl-2-[3-[4-(6-fluoro-1,2-benzisoxazol-3-yl)-1-piperidinyl]propoxy]phenyl]acetamid as a white solid, m.p.=108°-110° C.

69

ANALYSIS: Calculated for  $C_{25}H_{28}FN_3O_4$ : 66.21% C  
6.22% H 9.27% N Found: 66.12% C 6.25% H 9.27% N

## EXAMPLE 68

3-[1-[3-(4-Ethyl-3-Methoxyphenoxy)Propyl]-4-  
Piperidiny-6-fluoro-1,2-Benzisoxazole  
Hydrochloride

## (A) 4-ethyl-2-methoxyphenol

Acetovanillone (Aldrich, 11.0 g, 0.066 mol) was dissolved in absolute ethanol (200 ml) and added to 1.5 g of 5% palladium on carbon. A few drops of concentrated hydrochloric acid were added and the mixture hydrogenated on a shaker at 42 psi. The reaction mixture was filtered through celite, and the filtrate was concentrated to afford 10.3 g of a golden liquid. This was diluted with water, extracted with diethyl ether and the organic phase was washed with water and sodium bicarbonate. The solvent was dried ( $MgSO_4$ ) and concentrated to afford 9.3 g of a slightly yellow liquid.

## (B) 4-ethyl-2-methoxy-4-(3-chloropropoxy)benzene

A mixture of 4-ethyl-2-methoxyphenol (9.0 g, 0.059 mol), 3-chloro-1-bromopropane (13.0 g, 0.083 mol),  $K_2CO_3$  (6.2 g) and acetone (200 ml) was stirred and refluxed for 16 hours. The reaction was allowed to cool, and then it was filtered. The filtrate was concentrated to a clear liquid. The liquid was diluted with dilute aqueous NaOH, and the basic mixture was extracted with diethyl ether. The diethyl ether was washed (water), dried ( $MgSO_4$ ), and the solvent was concentrated to afford 11.9 g of a golden liquid. The liquid was flash chromatographed. This gave a colorless liquid, 9.9 g of 4-ethyl-2-methoxy-4-(3-chloropropoxy)benzene.

## (C) 3-[1-[3-(4-ethyl-2-methoxyphenoxy)propyl]-4-piperidiny-6-fluoro-1,2-benzisoxazole hydrochloride

A stirred mixture of 6-fluoro-3-(4-piperidiny-1,2-benzisoxazole (4.0 g, 0.018 mol), KI (0.4 g),  $K_2CO_3$  (2.5 g), 4-ethyl-2-methoxy-4-(3-chloropropoxy)benzene (4.4 g, 0.018 mol) and acetonitrile was refluxed for 8 hours. The reaction was poured into water, and the aqueous suspension was extracted with ethyl acetate. The ethyl acetate extract was washed (water) dried ( $MgSO_4$ ) and the solvent concentrated to afford 7.0 g of a brown oil. The oil was combined with 2.0 g from another sample, and the combined sample was flash chromatographed on silica gel. Concentration of the appropriate fractions yielded 4.4 g of a thick oil, which solidified on standing. The solid was dissolved in ethyl acetate and ethereal HCl was added to precipitate 4.5 g of a white hydrochloride salt. Recrystallization from acetone afforded 3.0 g (29%) of 3-[1-[3-(4-ethyl-2-methoxyphenoxy)propyl]-4-piperidiny-6-fluoro-1,2-benzisoxazole hydrochloride as a white solid, m.p.=150°-152° C.

ANALYSIS: Calculated for  $C_{24}H_{29}FN_2O_3 \cdot HCl$ : 64.21% C 6.74% H 6.24% N Found: 64.38% C 6.84% M 6.14% N

## EXAMPLE 69

1-[3,5-Dimethoxy-4-[3-[4-(6Fluoro-1,2-  
Benzisoxazol-3-yl)-1-Piperidyl]Propoxy]Phenyl]  
Ethanone

## (A) 3,5-dimethoxy-4-(3-bromopropoxy)acetophenone

To 3,5-dimethoxy-4-hydroxyacetophenone (5.2 g) in dimethylformamide (50 ml) at 0° C. under nitrogen, was added sodium hydride (700 mg, 1.1 eq. 98%). The resulting mixture was stirred for ten minutes until evolution of gas ceased. Potassium carbonate (4 g) was added, and then 1,3-dibromopropane was added. The mixture was heated at 60° C., for one hour. When the reaction was complete, the mixture was poured into a water/ice mixture and the resulting

70

solution was extracted with ethyl acetate (600 ml). The ethyl acetate was washed with water, brine, and the concentrated to an oil (9 g). The product was purified by chromatography on silica gel to yield 3,5-dimethoxy-4-(3-bromopropoxy) acetophenone as a light oil 7.6 g.

## (B) 1-[3,5-dimethoxy-4-[3-[4-(6-fluoro-1,2-benzisoxazol-3-yl)-1-piperidiny]propoxy]phenyl]ethanone

A stirred mixture of 6-fluoro-3-(4-piperidiny-1,2-benzisoxazole (3.0 g, 13.6 moles),  $K_2CO_3$  (2.1 g, 15 mmoles), and 3,5-dimethoxy-4-(3-bromopropoxy) acetophenone (4.4 g, 13.8 mmoles) in acetonitrile (50 ml) was heated at reflux for 3 hr. At the end of the reaction, the mixture was diluted with dichloromethane (200 ml). The insolubles were filtered. The solution was concentrated to an oil (~10 g). The purification was done by flash chromatography on a silica gel column. The product was obtained as a colorless oil (3.85 g, 61%), which crystallized from ethanol (400 ml) to give 2.94 g of 1-[3,5-dimethoxy-4-[3-[4-(6-fluoro-1,2-benzisoxazol-3-yl)-1-piperidiny]propoxy] phenyl]ethanone as off-white crystals, m.p.=107°-108° C.

ANALYSIS: Calculated for  $C_{25}H_{29}FN_2O_5$ : 65.78% C 6.40% H 6.14% N Found: 65.84% C 6.44% H 6.15% N

## EXAMPLE 70

N-[3-[3-[4-(6-Fluoro-1,2-Benzisoxazol-3-yl)-1-  
Piperidiny]Propoxy]Phenyl]Acetamide  
Hemifumarate

## (A) 3-(3-acetamidophenoxy)propyl bromide

To 3-acetamidophenol (15.1 g) in dichloromethane (500 ml, dry) was added potassium carbonate (20 g) and then 1,3-dibromopropane (30 g). The resulting mixture was heated at reflux for 6 hours and then overnight at room temperature. After an additional 24 hours, the reaction was complete. Solids were filtered from the reaction mixture and the solution was concentrated to an oil, which was purified to yield 3-(3-acetamidophenoxy)propyl bromide, 13.2 g.

## (B) N-[3-[3-[4-(6-fluoro-1,2-benzisoxazol-3-yl)-1-piperidiny]propoxy]phenyl]acetamide hemifumarate

A stirred mixture of 6-fluoro-3-(4-piperidiny-1,2-benzisoxazole (9.25 g, 42 mmoles),  $K_2CO_3$  (8 g, 58 mmoles) and 3-(3-acetamidophenoxy)propyl bromide (11.4 g, 42 mmoles) in acetonitrile (350 ml) was heated at reflux for 3 hours. At the end of the reaction, the reaction was cooled, filtered and the solids washed with dichloromethane (100 ml). The organic solvent was removed on a rotary evaporator to leave a crude oil (-18 g). Purification was by flash chromatography on a silica gel column. The product thus purified was an oil, 12.2 g, 70%. Analytically pure sample was prepared by dissolving 3 g of free base in ethanol and treating with fumaric acid solution in ethanol (850 mg:5 ml). The N-[3-[3-[4-(6-fluoro-1,2-benzisoxazol-3-yl)-1-piperidiny]propoxy]phenyl]acetamide hemifumarate crystals obtained weighed 2.73 g, m.p.=184°-186° C.

ANALYSIS: Calculated for  $C_{23}H_{26}FN_3O_2 \cdot 0.5C_4H_4O_4$ : 63.95% C 6.01% H 8.94% N Found 63.47% C 5.94% H 8.78% N

## EXAMPLE 71

3-[3-[4-(6-Fluoro-1,2-Benzisoxazol-3-yl)-1-  
Piperidiny]Propoxy]Aniline

A stirred mixture of N-[3-[3-[4-(6-fluoro-1,2-benzisoxazol-3-yl)-1-piperidiny]propoxy]phenyl] acetamide (9.2 g, 22 mmoles), prepared as described in the previous example, in 15% hydrochloric acid (110 ml) was heated at 100° C., for 2.5 hours until a homogeneous

solution resulted. The reaction was cooled to 0° C., in an ice bath and basified with 50% NaOH. The product was extracted with ethyl acetate (3×200 ml). The ethyl acetate solution was washed with water, brine, then dried over NaSO<sub>4</sub>. The solvent was removed. The crude product was purified on a flash chromatography column. The product thus obtained was a solid: 6.6 g (80%). Recrystallization from hot ethanol (50 ml) gave 3-[3-[4-(6-fluoro-1,2-benzisoxazol-3-yl)-1-piperidinyl]propoxy]aniline as off-white crystals: 3.46 g, m.p.=115°–117° C.

ANALYSIS: Calculated for C<sub>21</sub>H<sub>24</sub>FN<sub>3</sub>O<sub>2</sub>: 68.27% C 6.55% H 11.37% N Found: 68.34% C 6.53% H 11.31% N

## EXAMPLE 72

## 3-[3-[4-(6-Fluoro-1,2-Benzisoxazol-3-yl)-1-Piperidinyl]Propoxy]-4-Methoxyaniline

A mixture of 3-[3-[4-(6-fluoro-1,2-benzisoxazol-3-yl)-1-piperidinyl]propoxy]-4-methoxyphenylacetamide (4.2 g, 9.5 mmoles), prepared as in Example 26 above, in 15% hydrochloric acid (60 ml) was heated at reflux (–110° C.) for 2 hours. At the end of the reaction, the solution was cooled to 0° C., then basified with 25% NaOH to pH of 10. The product was extracted into ethyl acetate (300 ml). The ethyl acetate solution was washed with water and brine, then dried over Na<sub>2</sub>SO<sub>4</sub>. The solvent was removed at reduced pressure. The crude oil was purified by flash chromatography on a silica gel column. The product thus purified was an oil, 2.6 g. Crystallization from ethanol (5 ml) and petroleum ether (3 ml) yielded 3-[3-[4-(6-fluoro-1,2-benzisoxazol-3-yl)-1-piperidinyl]propoxy]-4-methoxyaniline as fine crystals: 1.2 g; m.p.=94°–95° C.

ANALYSIS: Calculated for C<sub>22</sub>H<sub>26</sub>FN<sub>3</sub>O<sub>3</sub>: 66.15% C 6.56% H 10.52% N Found: 66.16% C 6.54% H 10.44% N

## EXAMPLE 73

## 1-[4-[3-[4-(6-Fluoro-1,2-Benzisothiazol-3-yl)-1-Piperidinyl]Propoxy-3-Methylaminophenyl]Ethanone Fumarate

(A) 1-[(3-N-acetyl-N-methylamino)-4-hydroxyphenyl]ethanone

A solution of 2-methoxy(methylamino)benzene (26.0 g, 0.19 mol) and 1,2-dichloroethane was cooled to 10°–15° and a solution of acetyl chloride (33.8 g, 0.43 mol) dissolved in dichloroethane (50 ml) was dripped in slowly. Following this addition, an additional 100 ml dichloroethane was added. The reaction was cooled to 0° and aluminum chloride (72.3 g, 0.54 mol) was added over the course of 45 minutes so that the temperature did not exceed 10°. After complete addition, the reaction was heated to reflux and was stirred for 18 hours under nitrogen. The reaction was cooled and was poured into ice. The resulting aqueous phase was extracted further with dichloromethane and the combined extracts were washed with H<sub>2</sub>O, dried with MgSO<sub>4</sub>, and concentrated to yield 32.0 g of 1-[(3-N-acetyl-N-methylamino)-4-hydroxyphenyl]ethanone as a brown solid, m.p.=168°–171° C.

(B) 1(4-hydroxy-3-methylaminophenyl)ethanone

A mixture of 1-[(3-N-acetyl-N-methylamino)-4-hydroxyphenyl]ethanone (15.0 g, 0.0724 mol) and concentrated HCl (150 ml) was stirred at reflux for 3 hours. The heat was terminated and the reaction stood overnight. The reaction mixture was transferred to a 1 l beaker and was chilled in an ice-salt bath. Solid sodium bicarbonate was added cautiously until the pH was about 2, and the aqueous mixture was allowed to stand overnight. The reaction mix-

ture was continued to be made basic by the addition of solid sodium bicarbonate. After pH 8 was achieved, the reaction mixture was extracted with ethyl acetate. The ethyl acetate extract was washed with a 200 ml aliquot of water and this was then fed through a bed of celite. After washing the cake with fresh ethyl acetate the phases were separated. The ethyl acetate extract was washed several more times with water, dried with MgSO<sub>4</sub> and concentrated to yield 10.5 g of a dark solid of 1(4-hydroxy-3-methylaminophenyl)ethanone.

(C) 1-[4-(3-chloropropoxy)-3-methylaminophenyl]ethanone

To a stirred suspension of sodium hydride (0.87 g, 0.0182 mol of a 50% oil dispersion) in dimethylformamide (25 ml) under nitrogen and cooled to 0° in an ice-salt bath was added, dropwise, a solution of 1-(4-hydroxy-3-methylaminophenyl)ethanone (3.0 g, 0.0182 mol) dissolved in dimethylformamide (55 ml) so that the temperature did not rise above 3°. After the addition was complete, the reaction was stirred for 80 minutes at ambient temperature.

The reaction was cooled to 5° and a solution of 1-bromo-3-chloropropane (3.1 g, 0.0120 mol) in dimethylformamide (20 ml) was added dropwise. After this addition was complete, the ice bath was removed and the reaction was stirred at ambient temperature for 2.5 hours. Water (75 ml) was carefully added and after stirring vigorously for 5 minutes, the reaction was left to stand overnight. The aqueous mixture was extracted with ethyl acetate and the ethyl acetate extract was washed with water, dried with MgSO<sub>4</sub>, and concentrated to yield 3.9 g of a dark solid. The compound was purified by preparative HPLC to afford 2.4 g of a beige solid. This was combined with an additional sample (3.8 g total) and two consecutive recrystallizations from ethanol gave 2.1 g (31%) of 1-[4-(3-chloropropoxy)-3-methylaminophenyl]ethanone as a fluffy, beige solid, m.p.=115°–117° C.

ANALYSIS: Calculated for C<sub>12</sub>H<sub>16</sub>ClNO<sub>2</sub>: 59.63% C 6.67% H 5.79% N Found: 59.49% C 6.64% H 5.79% N

(D) 1-[4-[3-[4-(6-fluoro-1,2-benzisothiazol-3-yl)-1-piperidinyl]propoxy-3-methylaminophenyl]ethanone fumarate

A stirred mixture of 6-fluoro-3-(4-piperidinyl)-1,2-benzisothiazole (1.9 g, 0.079 mol), 1-[4-(3-chloropropoxy)-3-methylaminophenyl]ethanone (1.9 g, 0.079 mol), K<sub>2</sub>CO<sub>3</sub> (1.1 g), KI (0.1 g), and acetonitrile (95 ml) was refluxed for 16 hours. The reaction was poured into water and the aqueous suspension extracted with ethyl acetate. The extract was washed (water and brine), dried (MgSO<sub>4</sub>), and then the solvent was concentrated to afford 3.2 g of a thick, brown oil. The oil was chromatographed on a Waters Prep 500 LC on silica gel columns, and concentration of the appropriate fractions afforded 1.5 g of a brown oil. The oil was dissolved in acetone and fumaric acid (0.4 g, 0.003 mol) was added, and 1.9 g of a white fumarate salt was collected. The salt was recrystallized from dimethylformamide to yield 1.1 g (25%) of 1-[4-[3-[4-(6-fluoro-1,2-benzisothiazol-3-yl)-1-piperidinyl]propoxy-3-methylaminophenyl]ethanone fumarate as a white solid, m.p.=198°–200° C.

ANALYSIS: Calculate for C<sub>28</sub>H<sub>32</sub>FN<sub>3</sub>O<sub>6</sub>S: 60.31% C 5.78% H 7.54% N Found: 60.02% C 5.88% H 7.68% N

## EXAMPLE 74

N-[3-[3-[4-(6-Fluoro-1,2-Benzisothiazol-3-yl)-1-Piperidinyl]Propoxy]-4-Methoxyphenyl]Acetamide  
(A) N-[3-(3-chloropropoxy)-4-methoxyphenyl]acetamide

To a stirred suspension, under nitrogen, of sodium hydride (1.8 g, 0.038 mol) in dimethylformamide (60 ml) was added dropwise, N-(3-hydroxy-4-methoxy)acetamide (6.1 g, 0.034

mol) dissolved in dimethylformamide (23 ml). After complete addition, the reaction was stirred at ambient temperature for 0.5 hour, and then 3-chloro-1-bromopropane (5.2 g, 0.033 mol) in dimethylformamide (10 ml) was added, dropwise. The reaction was stirred at ambient temperature for 16 hours, and then it was poured in water, and the aqueous mixture was extracted with ethyl acetate. The extract was washed (water), dried ( $\text{MgSO}_4$ ) and the solvent concentrated to afford a purple solid. The solid was triturated with diethyl ether and collected to afford 2.8 g of a purple solid. This sample was combined with a sample (1.2 g) from another run and was recrystallized from toluene twice to yield 2.9 g of an off-white solid. The solid was flash chromatographed on 200 g of silica gel, eluting the column with ethyl acetate, and subsequent concentration of the appropriate fractions afforded 2.4 g of a white solid. Recrystallization of the compound from toluene yielded 2.2 g (17%) of N-[3-(3-chloropropoxy-4-methoxyphenyl)]acetamide, m.p.=112°–114° C.

ANALYSIS: Calculated for  $\text{C}_{12}\text{H}_{16}\text{ClNO}_3$ : 55.93% C 6.26% H 5.44% N Found: 56.25% C 6.29% H 5.44% N  
(B) N-[3-[3-[4-(6-fluoro-1,2-benzisothiazol-3-yl)]-1-piperidinyl]propoxy]-4-methoxyphenyl]acetamide

A stirred mixture of 6-fluoro-3-(4-piperidinyl)-1,2-benzisothiazole (4.0 g; 0.017 mol), N-[3-(3-chloropropoxy)-4-methoxyphenyl]acetamide (4.3 g, 0.017 mol),  $\text{K}_2\text{CO}_3$  (2.3 g), KI (0.2 g) and acetonitrile (200 ml) was refluxed for 10 hours. The cooled reaction mixture was filtered and the filtrate was concentrated to yield a dark oil. The oil was dissolved in acetone, and ethereal HCl was added to yield 5.7 g of a yellow hydrochloride salt. The salt was reversed to the free base and the resultant oil (5.2 g) was chromatographed on a Waters Associates Prep LC Utilizing silica gel columns. Concentration of the appropriate fractions yielded 4.7 g of an oil, which was converted to a hydrochloride salt. The salt was converted to its free base yielding 2.8 g of a brown oil. The oil was stirred vigorously with ether to yield 1.4 g (18%) of N-[3-[3-[4-(6-fluoro-1,2-benzisothiazol-3-yl)]-1-piperidinyl]propoxy]-4-methoxyphenyl]acetamide as a white solid, 1.4 g, m.p.=109°–111° C.

ANALYSIS: Calculated for  $\text{C}_{24}\text{H}_{28}\text{FN}_3\text{O}_3\text{S}$ : 63.00% C 6.17% H 9.18% N Found: 62.80% C 6.17% H 8.86% N

## EXAMPLE 75

## 1-[4-[3-[4-(6-Fluoro-1,2-Benzisothiazol-3-yl)]-1-Piperidinyl]Propoxy]-3-Methoxyphenyl]Ethanone Hydrochloride

A stirred mixture of 6-fluoro-3-(4-piperidinyl)-1,2-benzisothiazole (4.0 g, 0.017 mol), 1-[4-(3-chloropropoxy)-3-methoxyphenyl]ethanone (4.1 g, 0.017 mol),  $\text{K}_2\text{CO}_3$  (2.3 g), KI (0.2 g), and acetonitrile (100 ml) was refluxed for 9 hours. The reaction was poured into water, and the aqueous mixture was extracted with ethyl acetate. The extract was washed (water), dried ( $\text{MgSO}_4$ ), and the solvent was concentrated to afford 8.0 g of a brown oil. The oil was chromatographed on a Waters Prep 500 HPLC on silica gel columns. Concentration of the appropriate fractions afforded a gum-like residue, which upon trituration with isopropyl ether afforded 1.9 g of a white solid. The solid was dissolved in absolute ethanol, and ethereal HCl was added to precipitate 1.7 g of a hydrochloride salt. Concentration of the isopropyl ether filtrate, and similar treatment of the residue, afforded an additional 0.5 g of the salt. The samples were combined and recrystallized from absolute ethanol to yield 1.7 g (21%) of 1-[4-[3-[4-(6-fluoro-1,2-benzisothiazol-3-yl)]-1-piperidinyl]propoxy]-3-methoxyphenyl]ethanone hydrochloride as a white solid, m.p.=221°–223° C.

ANALYSIS: Calculated for  $\text{C}_{24}\text{H}_{27}\text{FN}_2\text{O}_3\text{S}\cdot\text{HCl}$ : 60.18% C 5.89% H 5.85% N Found: 60.0% C 5.97% H 5.79% N

## EXAMPLE 76

N,N-Dimethyl-4-[3-[4-(6-Fluoro-1,2-Benzisoxazol-3-yl)-1-Piperidinyl]Propoxy]-3-Methoxybenzamide  
(A) N,N-dimethyl-4-bromopropoxy-3-methoxybenzamide  
To N,N-dimethyl-4-hydroxy-3-methoxybenzamide (5.64 g, 28.7 mmol) in acetonitrile (450 ml) was added potassium carbonate (7.9 g) followed by 1,3-dibromopropane (11.6 g). The resulting reaction mixture was refluxed for 3 hours and stirred at room temperature for 12 hours. The mixture was filtered and concentrated to an oil. Following purification by column chromatography, N,N-dimethyl-4-bromopropoxy-3-methoxybenzamide as a colorless oil (7.6 g) was obtained.  
(B) N,N-dimethyl-4-[3-[4-(6-fluoro-1,2-benzisoxazol-3-yl)-1-piperidinyl]propoxy]-3-methoxybenzamide

A stirred mixture of 6-fluoro-3-(4-piperidinyl)-1,2-benzisoxazole (3.9 g, 17.7 mmol), N,N-dimethyl-4-bromopropoxy-3-methoxybenzamide (5.54 g, 17.5 mmol) and  $\text{K}_2\text{CO}_3$  (3g) in acetonitrile (250 ml) was heated at reflux for one hour. At the end of the reaction, the insolubles were filtered and washed with dichloromethane. The solvent was removed on a rotary evaporator. The residue was purified by flash chromatography over a silica gel column. The product thus obtained as an oil weight 7 g. Crystallization from hot ethanol (45 ml) afforded analytically pure N,N-dimethyl-4-[3-[4-(6-fluoro-1,2-benzisoxazol-3-yl)-1-piperidinyl]propoxy]-3-methoxybenzamide, 3.95 g, 50%, as light yellow crystals, m.p.=126°–127° C.

ANALYSIS: Calculated for  $\text{C}_{25}\text{H}_{30}\text{FN}_3\text{O}_4$ : 65.92% C 6.64% H 9.22% N Found: 65.76% C 6.64% H 9.14% N

## EXAMPLE 77

## 1-[4-[3-[4-(6-Fluoro-1,2-Benzisoxazol-3-yl)-1-Piperidinyl]Propoxy]-3-Methoxyphenyl]Ethanone Oxime

A mixture of 1-[4-[3-[4-(6-fluoro-1,2-benzisoxazol-3-yl)-1-piperidinyl]propoxy]-3-methoxyphenyl]ethanone (4.3 g, 0.01 mol), prepared as in Example 3 above, hydroxylamine hydrochloride (1.3 g, 0.018 mol), ammonium acetate (1.7 g, 0.022 mol) and ethanol- $\text{H}_2\text{O}$  was stirred and refluxed for 16 hours. The resultant, white solid was collected, washed with water and dried to yield 4.6 g of hydrochloride salt of the oxime, m.p. 216°–218° C. The compound was dispersed in water and ammonium hydroxide was added until the suspension was decidedly basic. The basic suspension was then extracted with dichloromethane, and after washing with water, drying ( $\text{MgSO}_4$ ), and concentrating the extract, 3.0 g of white solid melting at 168°–170° C. were harvested. The compound was recrystallized from dimethylformamide to yield 2.3 g (52%) of 1-[4-[3-[4-(6-fluoro-1,2-benzisoxazol-3-yl)-1-piperidinyl]propoxy]-3-methoxyphenyl]ethanone oxime as a white solid, m.p.=168°–170° C.

ANALYSIS: Calculated for  $\text{C}_{24}\text{H}_{28}\text{FN}_3\text{O}_4$ : 65.29% C 6.39% H 9.52% N Found: 65.27% C 6.44% H 9.46% N

## EXAMPLE 78

## 1-[4-[3-[4-(6-Fluoro-1,2-Benzisoxazol-3-yl)-1-Piperidinyl]Propoxy]Methoxyphenyl]Ethanone Oxime O-Methyl Ether

A solution of 1-[4-[3-[4-(6-fluoro-1,2-benzisoxazol-3-yl)-1-piperidinyl]propoxy]methoxyphenyl]ethanone (4.3 g,

75

0.01 mol), prepared as in Example 3 above, methoxyamine hydrochloride (0.93 g, 0.01 mol) in pyridine (75 ml)/ethanol (75 ml) was refluxed for 16 hours. Most of the solvent was evaporated under reduced pressure, and the residue was diluted with water to precipitate 1.6 g of a white solid, m.p. 200°–201° C. The aqueous filtrate upon standing deposited another crop of white crystals, which yielded 1.2 g of a pale, yellow solid with a m.p. of 70°–72° C. The initial crop of crystals was converted to its free base with aqueous NaOH. After extractive workup with ethyl acetate, 1.2 g of the free base was obtained. The two samples were combined and recrystallized from isopropyl ether to afford 2.0 g (44%) of 1-[4-[3-[4-(6-fluoro-1,2-benzisoxazol-3-yl)-1-piperidinyl]propoxy]methoxyphenyl]ethanone oxime O-methyl ether as colorless crystals, m.p.=97°–99° C.

ANALYSIS: Calculated for  $C_{25}H_{30}FN_3O_4$ : 65.92% C 6.64% H 9.22% N Found: 65.89% C 6.86% H 9.15% N

## EXAMPLE 79

1-[4-[3-[4-(6-Fluoro-1,2-Benzisoxazol-3-yl)-1-Piperidinyl]propoxy]-3-Methoxyphenyl]Ethanone  
Hydrazone

A stirred mixture of 1-[4-[3-[4-(6-fluoro-1,2-benzisoxazol-3-yl)-1-piperidinyl]propoxy]-3-methoxyphenyl]ethanone (4.3 g, 0.01 mol), prepared as in Example 3 above, hydrazine (0.8 g, 0.0025 mol), and ethanol (40 ml) was refluxed for 16 hours. The cooled solution was concentrated to yield an oily residue. The residue was triturated with water and the resultant solid was collected to afford 4.2 g 1-[4-[3-[4-(6-fluoro-1,2-benzisoxazol-3-yl)-1-piperidinyl]propoxy]-3-methoxyphenyl]ethanone hydrazone as a yellow solid. The compound was recrystallized from isopropanol and then from toluene to afford 1.7 g (39%), m.p.=106°–108° C.

ANALYSIS: Calculated for  $C_{24}H_{29}FN_4O_3$ : 65.44% C 6.64% H 12.72% N Found: 65.38% C 6.55% H 12.55% N

## EXAMPLE 80

6-Fluoro-3-[1-[3-[2-Methoxy-4-(1-Methylethenyl)Phenoxy]Propoxy]-4-Piperidinyl]-1,2-Benzisoxazole Hydrochloride

A solution of butyllithium (4.7 ml of a 2.3M solution in hexanes, 0.0107 mol) in tetrahydrofuran (65 ml) was stirred under nitrogen and cooled to –70° in an isopropyl alcohol-dry ice bath. Methyltriphenylphosphonium bromide (3.8 g, 0.0106 mol) was added portionwise over the course of 10 minutes. After complete addition, the reaction was stirred at –65° for one hour and was then allowed to gradually warm up to ambient temperature, where it was stirred for an additional 3.5 hours. The reaction was cooled to 0°, and a solution of 1-[4-[3-[4-(6-fluoro-1,2-benzisoxazol-3-yl)-1-piperidinyl]propoxy]-3-methoxyphenyl]ethanone prepared as in Example 3 above (4.7 g, 0.0110 mol) dissolved in tetrahydrofuran (50 ml) was added, dropwise, over the course of 30 minutes. After the addition was complete, the reaction was stirred at ambient temperature for 19 hours. The reaction was poured into water and the aqueous mixture was extracted with diethyl ether. The diethyl ether extract was washed several times with water, dried with  $MgSO_4$  and concentrated to yield 7.0 g of a light orange solid. Recrystallization from toluene-hexane provided 1.4 g of triphenylphosphate oxide and concentration of the filtrate afforded 5.5 g of a glassy, beige solid. This was combined with an additional sample (6.5 g total) and purification by

76

preparative HPLC (Water's Associates prep LC/System 500) gave 5.2 g of a beige solid, which remained contaminated by triphenylphosphine oxide. The compound was taken up in anhydrous ethanol (300 ml) and methanol (5 drops) and ethereal HCl was added to precipitate 4.0 g of a pale, white solid, m.p.=192°–194° C.

ANALYSIS: Calculated for  $C_{25}H_{30}ClFN_2O_3$ : 65.14% C 6.56% H 6.08% N Found: 64.95% C 6.62% H 6.04% N

## EXAMPLE 81

(E)-1-[4-[[4-[4-(6-Fluoro-1,2-Benzisoxazol-3-yl)-1-Piperidinyl]-2-Butenyl]Oxy]-3-Methoxyphenyl]Ethanone

A mixture of 6-fluoro-3-(4-piperidinyl)-1,2-benzisoxazole (2.2 g, 10 mmoles),  $K_2CO_3$  (2 g), (E)-4-[(4-bromo-2-butenyl)oxy]-3-methoxyacetophenone (4.0 g, 1.3 eq) in acetonitrile (100 ml) was heated at reflux for 2 hours. At the end of the reaction, the solvent was removed on the rotary evaporator. The residue was extracted into dichloromethane (300 ml). The insolubles were filtered off. The dichloromethane was concentrated. The crude product was purified on a flash chromatography column. The product eluted as an oil, weight 2.87 g (64%). Recrystallization from ethanol:hexane (20 m:5 ml) gave (E)-1-[4-[[4-[4-(6-fluoro-1,2-benzisoxazol-3-yl)-1-piperidinyl]-2-butenyl]oxy]-3-methoxyphenyl]ethanone as off-white crystals: 2.46 g; m.p.=91°–93° C.

ANALYSIS: Calculated for  $C_{25}H_{27}FN_2O_4$ : 68.48% C 6.21% H 6.39% N Found: 68.28% C 6.12% H 6.27% N

## EXAMPLE 82

(Z)-1-[4-[(4-Chloro-2-Butenyl)oxy]-3-Methoxyphenyl]Ethanone

A stirred mixture of 4-hydroxy-3-methoxyacetophenone (16.6 g, 0.1 mole),  $K_2CO_3$  (14 g, 0.10 mole) and cis-1,4-dichloro-2-butene (Aldrich, 15 g, 0.12 mole) in acetonitrile (250 ml) was heated at reflux for 2.5 hr. The mixture was filtered and concentrated to an oil. Purification was by flash chromatography. The fractions containing the purest product were combined and concentrated to give white crystals, 7.7 g, 30%. This was recrystallized from ether to give analytical pure (Z)-1-[4-[(4-chloro-2-butenyl)oxy]-3-methoxyphenyl]ethanone (2.72 g), m.p.=64°–66° C.

ANALYSIS: Calculated for  $C_{13}H_{15}ClO_3$ : 61.30% C 5.94% H Found: 61.28% C 5.94% H

## EXAMPLE 83

(Z)-1-[4-[[4-[4-(6-Fluoro-1,2-Benzisoxazol-3-yl)-1-Piperidinyl]-2-Butenyl]Oxy]-3-Methoxyphenyl]Ethanone

A stirred mixture of 6-fluoro-3-(4-piperidinyl)-1,2-benzisoxazole (2.2 g, 10 mmoles),  $K_2CO_3$  (1.8 g, 13 mmoles) and (Z)-1-[4-[(4-chloro-2-butenyl)oxy]-3-methoxyphenyl]ethanone (3.43 g, 9.7 mmoles) in acetonitrile (100 ml) was heated at reflux for 1½ hr. At the end of the reaction, the solvent was removed and the inorganics were filtered after addition of dichloromethane (250 ml). The dichloromethane solvent was removed again. The crude oil was purified on two flash chromatography columns to give a colorless oil (2.78 g). The oil was solidified by vigorously drying on a vacuum pump. Recrystallization from ethanol (10 ml) and hexane (2 ml) gave analytically pure (Z)-1-[4-[[4-[4-(6-fluoro-1,2-benzisoxazol-3-yl)-1-piperidinyl]-2-butenyl]oxy]-3-methoxyphenyl]ethanone, 1.83 g, m.p.=57°–59° C.

ANALYSIS: Calculated for  $C_{25}H_{27}FN_2O_4$ : 68.48% C 6.21% H 6.39% N Found: 68.26% C 6.18% H 6.32% N

77

## EXAMPLE 84

(E)-1-[3-[[4-[4-(6-Fluoro-1,2-Benzisoxazol-3-yl)-1-Piperidinyl]-2-Butenyl]Oxy]-4-Hydroxyphenyl] Ethanone Hydrochloride

The mixture of (E)-1-[3-[[4-[4-(6-fluoro-1,2-benzisoxazol-3-yl)-1-piperidinyl]-2-butenyl]oxy]-4-benzyloxyphenyl]ethanone (5.5 g, 10.7 mmole), acetic acid (50 ml), and hydrochloric acid (6 ml) was heated at 75° C. for 2 hr. At the end of reaction, the solvent was reduced to about 20 ml on a rotary evaporator. The solution was poured into ice water (350 ml) and extracted with dichloromethane (3x250 ml). The dichloromethane solution was washed with brine add dried over Na<sub>2</sub>SO<sub>4</sub>. A solid formed on concentration of the solvent. This was collected by filtration (3.4 g). Recrystallization from hot methanol (40 ml) gave 1.82 g of (E)-1-[3-[[4-[4-(6-fluoro-1,2-benzisoxazol-3-yl)-1-piperidinyl]-2-butenyl]oxy]-4-hydroxyphenyl]ethanone hydrochloride as white crystals, 37.5% m.p.=208°-210° C.

ANALYSIS: Calculated for C<sub>24</sub>H<sub>25</sub>FN<sub>2</sub>O<sub>4</sub>·HCl: 62.54% C 5.69% H 6.08% N Found: 62.40% C 5.60% H 6.04% N

## EXAMPLE 85

(E)-1-[3-[[4-[4-(6-Fluoro-1,2-Benzisoxazol-3-yl)-1-Piperidinyl]-2-Butenyl]Oxy]-4-Benzyloxyphenyl] Ethanone

(A) (E)-3-[(4'-bromo-2'-butenyl)oxy]-4-benzyloxyacetophenone

To 4-benzyloxy-3-hydroxyacetophenone (17.6 g) in acetonitrile (200 ml) was added potassium carbonate (10 followed by the addition of (E)-1,4-dibromobutene (19 g). The resulting mixture was heated at reflux for 3 hours. The mixture was concentrated, extracted into dichloromethane, and the potassium salt was removed by filtration. Solvent was removed, and the resulting material was purified by flash chromatography to yield 20.5 g of (E)-3-[(4'-bromo-2'-butenyl)oxy]-4-benzyloxyacetophenone as white crystals.

(B) (E)-1-[3-[[4-[4-(6-fluoro-1,2-benzisoxazol-3-yl)-1-piperidinyl]-2-butenyl]oxy]-4-benzyloxyphenyl]ethanone

A mixture of 6-fluoro-3-(4-piperidinyl)-1,2-benzisoxazole (5.62 g, 25.5 mmoles), K<sub>2</sub>CO<sub>3</sub> (4 g, 29 mmoles), and (E)-3-[(4'-bromo-2'-butenyl)oxy]-4-benzyloxyacetophenone (10 g, 26.6 mmoles) in acetonitrile (125 ml) was heated at reflux for 3.5 hr. The mixture was cooled and concentrated to a crude solid. The residue was extracted into dichloromethane (300 ml) and insolubles were filtered. The crude material from the dichloromethane solution was purified on a flash chromatography column. The product thus purified, weighed 8 g as a pale white solid. Recrystallization from hot ethanol gave 7.11 g of (E)-1-[3-[[4-[4-(6-fluoro-1,2-benzisoxazol-3-yl)-1-piperidinyl]-2-butenyl]oxy]-4-benzyloxyphenyl]ethanone as off-white crystals, m.p.=124°-125° C.

ANALYSIS: Calculated for C<sub>31</sub>H<sub>31</sub>FN<sub>2</sub>O<sub>4</sub>: 72.36% C 6.07% H 5.44% N Found: 72.23% C 6.04% H 5.04% N

## EXAMPLE 86

6-Fluoro-3-[1-[3-[(5-Methoxy-1H-Indol-6-yl)Oxy]Propyl]-4-Piperidinyl]-1,2-Benzisoxazole

(A) 6-(3-Chloropropoxy)-5-methoxyindole

To a stirred suspension of sodium hydride (0.94 g, 19.6 mmol of a 50% oil dispersion) in dimethylformamide (20 ml) under nitrogen and cooled to -5° was added, dropwise, 5-methoxy-6-hydroxyindole (3.2 g, 19.6 mmol) dissolved in dimethylformamide (60 ml) so that the temperature did not

78

exceed -2°. After complete addition, the reaction was stirred for 45 minutes at 0°. While maintaining the reaction temperature between -5° and 0°, a solution of 1-bromo-3-chloropropane (3.1 g, 19.6 mmol) dissolved in dimethylformamide (15 ml) was slowly added. The mixture was stirred at ambient temperature under nitrogen for 21 hours. The reaction was cooled in an ice bath, and water was added to destroy the excess sodium hydride, and the aqueous mixture was extracted with ethyl acetate. The ethyl acetate extract was washed with water, dried with MgSO<sub>4</sub> and concentrated to yield 5.3 g of a dark, oily liquid. This was combined with an additional sample, for a total of 10.0 g, and purification by preparative HPLC. (Waters Associates prep LC/System 500) provided 5.1 g of a brown solid. A 2.5 g sample was recrystallized from isopropyl alcohol to yield 1.1 g (30%) of 6-(3-chloropropoxy)-5-methoxyindole as beige crystals, m.p.=73°-75° C.

ANALYSIS: Calculated for C<sub>12</sub>H<sub>14</sub>ClNO<sub>2</sub>: 60.13% C 6.89% H 5.84% N Found: 60.26% C 5.86% H 5.77% N

B. 6-Fluoro-3-[1-[3-[(5-methoxy-1H-indol-6-yl)oxy]propyl]-4-piperidinyl]-1,2-benzisoxazole

A mixture of 6-fluoro-3-(4-piperidinyl)-1,2-benzisoxazole (2.5 g, 11.5 mmol), 6-(3-chloropropoxy)-5-methoxyindole (2.5 g, 10.4 mmol), K<sub>2</sub>CO<sub>3</sub> (1.6 g, 11.5 mmol), KI (200 mg) and acetonitrile (100 ml) was stirred at reflux under nitrogen for 40 hours. The cooled reaction was poured into water and extracted with ethyl acetate. The ethyl acetate extract was washed with water, washed with brine, dried with MgSO<sub>4</sub> and concentrated to yield 4.0 g of a solid. The compound was recrystallized from ethanol to afford 3.3 g. Another recrystallization from ethanol (utilizing a charcoal treatment) provided 2.9 g (66%) of 6-fluoro-3-[1-[3-[(5-methoxy-1H-indol-6-yl)oxy]propyl]-4-piperidinyl]-1,2-benzisoxazole as a beige solid, m.p.=156°-158° C.

ANALYSIS: Calculated for C<sub>24</sub>H<sub>26</sub>FN<sub>3</sub>O<sub>3</sub>: 68.07% C 6.19% H 9.92% N Found: 67.89% C 6.07% H 9.91% N

## EXAMPLE 87

6-Fluoro-3-[1-[3-[(1H-Indol-7-yl)Oxy]Propyl]-4-Piperidinyl]-1,2-Benzisoxazole Hemifumarate

(A) 7-(3-Chloropropoxy)Indole

To a stirred suspension of sodium hydride (0.8 g, 0.017 mol of a 50% oil dispersion) in dimethylformamide (20 ml), under nitrogen, was added dropwise 7-hydroxyindole (2.1 g, 0.0157 mol) in dimethylformamide (20 ml). After complete addition, the reaction was stirred at ambient temperature for 0.5 hr and then cooled to 15° C. To this cooled solution was added, dropwise, 1-bromo-3-chloropropane. (2.5 g, 0.0157 mol) in dimethylformamide (5 ml). The reaction was then stirred at ambient temperature for 16 hours. The reaction was poured into water, and the aqueous suspension extracted with ethyl acetate. The ethyl acetate was washed with water, dried (MgSO<sub>4</sub>), and the solvent was concentrated to afford a dark brown oil. Following flash chromatography on silica gel 7-(3-chloropropoxy)indole was obtained as a colorless oil, 1.0 g.

ANALYSIS: Calculated for C<sub>11</sub>H<sub>12</sub>ClNO: 63.01% C 5.77% H 6.68% N Found: 63.25% C 5.61% H 6.65% N

(B) 6-Fluoro-3-[1-[3-[(1H-indol-7-yl)oxy]propyl]-4-piperidinyl]-1,2-benzisoxazole hemifumarate

A stirred mixture of 7-(3-chloropropoxy)-1H-indole (3.5 g, 0.017 mol), 6-fluoro-3-(4-piperidinyl)-1,2-benzisoxazole (3.5 g, 0.0107 mol), K<sub>2</sub>CO<sub>3</sub> (2.3 g) and acetonitrile (60 ml) was refluxed for 11 hours. The reaction was poured into water, and the aqueous mixture was extracted with ethyl acetate. The ethyl acetate was washed with water, dried (MgSO<sub>4</sub>), and the solvent was concentrated to afford a dark



oil. The oil was flash chromatographed on silica gel. Upon concentration of the appropriate fractions. 3.0 g of a white, foamy substance was obtained. The substance was dissolved in ethyl acetate (75 ml) and fumaric acid (0.97 g, 0.083 mol) was added. The mixture was briefly heated to reflux, and then stirred at ambient temperature for 1.5 hours. The resultant insoluble white fumarate salt was collected and afforded 4.2 g of product. Recrystallization of the salt from dimethylformamide yielded 3.1 g (36%) of 6-fluoro-3-[1-[3-[(1H-indol-7yl)oxy]propyl]-4-piperidinyl]-1,2-benzisoxazole hemifumarate as a white solid, m.p.=213°–215° C.

ANALYSIS: Calculated for  $C_{25}H_{26}FN_3O_4$ : 66.50% C 5.80% H 9.31% N Found: 66.23% C 6.14% H 9.39% N

## EXAMPLE 88

## 6-Fluoro-3-[1-(3-Hydroxypropyl)-4-Piperidinyl]-1,2-Benzisoxazole

A stirred mixture of 6-fluoro-3-(4-piperidinyl)-1,2-benzisoxazole (10.0 g, 0.045 mol),  $K_2CO_3$  (10.0 g), 3-bromo-1-propanol (7.3 g, 0.046 mol) and acetonitrile (200 ml) was refluxed for 3 hours. The reaction was poured into  $H_2O$  and 7.1 g of a beige solid was collected. The filtrate was extracted with dichloromethane, and after concentration an additional 6.7 g of crude solid was harvested. The solids were combined and triturated with refluxing ethyl acetate to afford 8.0 g of 6-fluoro-3-[1-(3-hydroxypropyl)-4-piperidinyl]-1,2-benzisoxazole as an off-white solid. A sample (4.0 g) was recrystallized from ethanol-water (with charcoal treatment) to yield 2.4 g (40%) of the alcohol as a white solid, m.p.=140°–142° C.

ANALYSIS: Calculated for  $C_{15}H_{19}FN_2O_2$ : 64.73% C 6.88% H 10.06% N Found: 64.79% C 6.97% H 10.03% N

## EXAMPLE 89

## 6-Fluoro-3-[1-(2-Pyrimidinoxy)Propyl]-4-Piperidinyl]-1,2-Benzisoxazole Fumarate

A stirred suspension of 6-fluoro-3-[1-(3-hydroxypropyl)-4-piperidinyl]-1,2-benzisoxazole (3.6 g, 0.013 mol) in tetrahydrofuran (50 ml) was added dropwise, potassium bistrimethylsilylamide (2.6 g, 0.013 mol) dissolved in tetrahydrofuran (20 ml). After complete addition, the reaction was stirred at ambient temperature for 5 min, and the 2-chloropyrimidine (1.6 g, 0.014 mol) was added. The reaction was stirred at ambient temperature for 4 hours, and TLC at the time indicated an incomplete reaction. An additional quantity of the base (0.5 g) was added, and the reaction was allowed to proceed at ambient temperature for 4 additional hours. The reaction was poured into water and the aqueous mixture was extracted with dichloromethane. The extract was washed ( $H_2O$ ), dried ( $K_2CO_3$ ), and the solvent was concentrated to afford a wet solid. The solid was triturated with diethyl ether and the product that separated was collected to yield 1.0 g of the starting alcohol. The filtrate was then concentrated to afford 3.8 g of a waxy, yellow solid. This material was combined with 2.6 g from another run and the combined sample flash chromatographed on silica gel, eluting first with ethyl acetate and then with 8% diethylamine-ethyl acetate. Concentration of the appropriate fractions afforded 3.0 g of the desired compound as a yellow solid. The solid was converted to a fumarate salt with fumaric acid in acetone, and then reversed to its free base. It was combined with another sample and the com-

bined sample (3.8 g) chromatographed on silica gel on HPLC (4.5% methanol-dichloromethane as eluent). Concentration of the appropriate fractions yielded 1.6 g of a yellow solid. A fumarate salt was prepared to yield 2.1 g (16%) of 6-fluoro-3-[1-[(2-pyrimidinoxy)propyl]-4-piperidinyl]-1,2-benzisoxazole fumarate, m.p.=184°–186° C.

ANALYSIS: Calculated for  $C_{23}H_{25}FN_4O_6$ : 58.47% C 5.33% H 11.86% N Found: 58.52% C 5.34% H 11.80% N

## EXAMPLE 90

## 6-Aceto-2-[4-(6-Fluoro-1,2-Benzisoxazol-3-yl)-1-Piperidinyl]Methyl-1,4-Benzodioxan

(A) 6-aceto-2-mesyloxymethyl-1,4-benzodioxan

6-Aceto-2-hydroxymethyl-1,4-benzodioxan (3.39 g, 16.3 mmol) was dissolved in trichloromethane (100 ml). Triethylamine (2.5 g) was added to mesylchloride (2.5 g, 1.35 eq) at 0° C. The mixture was stirred for 2 hours at room temperature. The mixture was then diluted, washed with an ice/dilute hydrochloric acid mixture (150 ml), washed with sodium bicarbonate and brine, dried over magnesium sulfate, and concentrated to yield 5.6 g. Following chromatography on a  $SiO_2$  column, 3.64 g (78% yield) of 6-aceto-2-mesyloxymethyl-1,4-benzodioxan were obtained.

(B) 6-aceto-2-[4-(6-fluoro-1,2-benzisoxazol-3-yl)-1-piperidinyl]methyl-1,4-benzodioxan

A stirred mixture of 6-fluoro-3-(4-piperidinyl)-1,2-benzisoxazole (3.0 g, 13.6 mmoles),  $K_2CO_3$  (2 g, 14.5 mmoles) and 6-aceto-2-mesyloxymethyl-1,4-benzodioxan (3.5 g, 12 mmoles) in acetonitrile (100 ml) was heated at reflux for 3 hr. At the end of the reaction the solvent was removed on a rotary evaporator. The residue was extracted into dichloromethane (350 ml) and the insolubles were filtered off. The dichloromethane solution was concentrated and the crude oil was purified by flash chromatography. The product thus obtained weighed 3.38 g (59%). Recrystallization from ethanol gave 6-aceto-2-[4-(6-fluoro-1,2-benzisoxazol-3-yl)-1-piperidinyl]methyl-1,4-benzodioxan as light yellow crystals (3.2 g), m.p.=122°–123° C.

ANALYSIS: Calculated for  $C_{23}H_{23}FN_2O_4$ : 67.31% C 5.65% H 6.83% N Found: 67.24% C 5.50% H 6.75% N

## EXAMPLE 91

## 2-[4-(6-Fluoro-1,2-Benzisoxazol-3-yl)-1-Piperidinyl]-Methyl-1,4-Benzodioxan

A stirred mixture of 6-fluoro-3-(4-piperidinyl)-1,2-benzisoxazole (3.0 g, 13.6 mmoles),  $K_2CO_3$  (2.45 g, 17.7 mmoles), 2-methanesulfonyloxymethyl-1,4-benzodioxan (3.35 g, 13.7 mmole) in acetonitrile (100 ml) was heated at reflux for 12 hours. At the end of the reaction, the insolubles were filtered and rinsed with dichloromethane. The organic solution was concentrated. The crude oil was purified by flash chromatography on a silica gel column. The fractions containing the pure product were pooled and concentrated to a light yellow oil (3.94 g, 74%). Crystallization from ethanol and petroleum ether gave 2-[4-(6-fluoro-1,2-benzisoxazol-3-yl)-1-piperidinyl]methyl-1,4-benzodioxan as off-white crystals, 2.22 g. m.p.=86°–87° C.

ANALYSIS: Calculated for  $C_{21}H_{21}FN_2O_3$ : 68.47% C 5.75% H 7.60% N Found: 68.33% C 5.75% H 7.51% N

## 81

## EXAMPLE 92

2-[4-(6-Fluoro-1,2-benzisoxazol-3-yl)-1-piperidinyl]  
ethyl-1,4-benzodioxan

(A) 2-mesyloxyethyl-1,4-benzodioxan

To the compound 2-hydroxyethyl-1,4-benzodioxan (11.96 g) in dichloromethane (450 ml) was added triethylamine (0.12 mol, 10 ml). Mesylchloride (9.2 g) was then added dropwise and the reaction mixture was stirred for one hour at room temperature. After completion of the reaction, the solution was washed with water, brine, and concentrated to an oil, which was purified by chromatography on silica gel to yield 2-mesyloxyethyl-1,4-benzodioxan, 17.08 g.

(B) 2-[4-(6-fluoro-1,2-benzisoxazol-3-yl)-1-piperidinyl]ethyl-1,4-benzodioxan

A mixture of 6-fluoro-3-(4-piperidinyl)-1,2-benzisoxazole (4.7 g, 21 mmoles),  $K_2CO_3$  (3.5 g, 25.4 mmoles) and 2-mesyloxyethyl-1,4-benzodioxan (5.5 g, 21.3 mmoles) in acetonitrile (250 ml) was heated at reflux for 3.5 hours. At the end of the reaction, insolubles were filtered. The solid was washed with dichloromethane (200 ml). The solutions were combined and evaporated to an oil. This crude oil was purified by flash chromatography on a silica gel column. The material thus obtained was crystallized from ethanol. The 2-[4-(6-fluoro-1,2-benzisoxazol-3-yl)-1-piperidinyl]ethyl-1,4-benzodioxan crystals were collected and weighed 3.8 g, 48%, m.p.=112°–113° C.

ANALYSIS: Calculated for  $C_{22}H_{23}FN_2O_3$ : 69.09% C 6.06% H 7.32% N Found: 69.17% C 6.02% H 7.31% N

## EXAMPLE 93

6-[3-[4-(6-Fluoro-1,2-benzisoxazol-3-yl)-1-piperidinyl]propoxy]-7-methoxy-1-tetralone

(A) 6-(3-chloropropoxy)-7-methoxy-1-tetralone

A mixture of 6-hydroxy-7-methoxy-1-tetralone (J. Org. Chem., 1985, 50, 4937) (1.5 g, 7.8 mmol),  $K_2CO_3$  (1.7 g, 12.3 mmol), and acetone (30 ml) was stirred at reflux under nitrogen for 45 minutes. The reaction was cooled to ambient temperature and a solution of 1-bromo-3-chloropropane (1.9 g, 12.1 mmol) dissolved in 8 ml acetone was dripped into the mixture. After total addition, the reaction was heated to reflux and stirred under nitrogen for 21 hours. The reaction was cooled to ambient temperature and filtered. The filter cake was washed well with acetone and the filtrate was concentrated to yield 2.0 g 6-(3-chloropropoxy)-7-methoxy-1-tetralone as an amber oil.

(B) 6-[3-[4-(6-fluoro-1,2-benzisoxazol-3-yl)-1-piperidinyl]propoxy]-7-methoxy-1-tetralone

A mixture of 6-fluoro-3-(4-piperidinyl)-1,2-benzisoxazole (0.78 g, 3.6 mmol),  $K_2CO_3$  (0.60 g, 4.1 mmol), KI (100 mg), 6-(3-chloropropoxy)-7-methoxy-1-tetralone (0.87 g, 3.2 mmol), and acetonitrile (50 ml) was stirred at reflux under nitrogen for 17 hours. The cooled reaction was poured into 100 ml of water and the aqueous mixture was extracted with ethyl acetate. The ethyl acetate extract was washed with brine, dried with  $MgSO_4$  and concentrated to yield 1.7 g of a brown oil. The oil was purified by preparative HPLC (Waters Associates Prep LC/system 500) to afford 1.0 g of a light brown solid. This was combined with an additional sample (2.3 g total) and recrystallization from ethanol yielded 1.7 g. A subsequent recrystallization from ethanol gave 1.25 g (36%) of 6-[3-[4-(6-fluoro-1,2-benzisoxazol-3-yl)-1-piperidinyl]propoxy]-7-methoxy-1-tetralone as a beige powder, m.p.=129°–131° C.

ANALYSIS: Calculated for  $C_{26}H_{29}FN_2O_4$ : 69.01% C 6.46% H 6.19% N Found: 68.77% C 6.43% H 6.16% N

## 82

## EXAMPLE 94

N-[3-[4-(6-Fluoro-1,2-benzisoxazol-3-yl)-1-piperidinyl]propyl]-6-acetyl-2-benzoxazolinone

(A) N-(3-chloropropyl)-2-benzoxazolinone

To a stirred suspension of sodium hydride (7.8 g, 0.16 mol, ether-washed) in dimethylformamide (75 ml) was added dropwise under nitrogen, 2-benzoxazolinone (20.0 g, 0.15 mol) dissolved in dimethylformamide (150 ml). After complete addition the reaction was stirred at ambient temperature for 30 min. and then it was cooled to -5° C. with an ice-acetone bath. A solution of 3-chloro-1-bromopropane (46.6 g, 0.30 mol) in dimethylformamide (50 ml) was added dropwise (temperature never exceeded 0° C.). The reaction was allowed to reach ambient temperature and was stirred for 16 hours. The reaction was poured into water, and the aqueous mixture was extracted with ethyl acetate. The ethyl acetate was washed with water, dried ( $MgSO_4$ ), and the extract concentrated from toluene-hexane to afford N-(3-chloropropyl)-2-benzoxazolinone as large needles, 15.6 g, m.p.=264°–266° C.

(B) N-(3-chloropropyl)-6-acetyl-2-benzoxazolinone

A mixture of N-(3-chloropropyl)-2-benzoxazolinone (8.5 g, 0.04 mol), polyphosphoric acid (100 g), and acetic acid (2.4 g, 2.3 ml, 0.04 mol), was stirred, heated at 100° C. for 2 hours. The hot solution was poured into ice-water to deposit a yellow gum. The mixture was extracted with dichloromethane, and insolubles were filtered. The dichloromethane extract was washed with water, dried ( $K_2CO_3$ ), and concentrated to afford 6.4 g of a slightly green solid. This was recrystallized from ethanol (95%) to yield N-(3-chloropropyl)-6-acetyl-2-benzoxazolinone as a brown solid, 3.5 g, m.p.=100°–103° C.

(C) N-[3-[4-(6-fluoro-1,2-benzisoxazol-3-yl)-1-piperidinyl]propyl]-6-acetyl-2-benzoxazolinone

A mixture of 6-fluoro-3-(4-piperidinyl)-1,2-benzisoxazole (2.0 g, 0.009 mol), N-(3-chloropropyl)-6-acetyl-2-benzoxazolinone (2.4 g, 0.009 mol),  $K_2CO_3$  (3.6 g), a few crystals of KI, and acetonitrile (50 ml) was stirred and refluxed for 13 hours. The reaction was poured into water, and a dark, brown solid that separated was collected to afford 3.3 g of crude product. The solid was chromatographed on a Waters Prep 500 HPLC. Concentration of appropriate fractions afforded 2.3 g of a yellow solid, and recrystallization from ethyl acetate yielded 1.2 g (31%) of N-[3-[4-(6-fluoro-1,2-benzisoxazol-3-yl)-1-piperidinyl]propyl]-6-acetyl-2-benzoxazolinone, m.p.=152°–154° C.

ANALYSIS: Calculated for  $C_{24}H_{24}FN_3O_4$ : 65.89% C 5.53% H 9.61% N Found: 65.67% C 5.48% H 9.52% N

## EXAMPLE 95

N-[3-[4-(6-fluoro-1,2-benzisoxazol-3-yl)-1-piperidinyl]propyl]phthalimide

A mixture of 6-fluoro-3-(4-piperidinyl)-1,2-benzisoxazole (6.44 g, 29.1 mmole),  $K_2CO_3$  (6.4 g, 46 mmoles), N-(3-bromopropyl)phthalimide (8.4 g, 31 mmoles) in acetonitrile (150 ml) was heated at reflux for 3.5 hr. The insolubles were filtered. The solvent was removed at reduced pressure and the residue was purified by silica gel column chromatography to give N-[3-[4-(6-fluoro-1,2-benzisoxazol-3-yl)-1-piperidinyl]propyl]phthalimide as a white solid. Recrystallization from ethanol yielded 9.8 g (83%) of off-white crystals, m.p.=129°–130° C.

ANALYSIS: Calculated for  $C_{23}H_{22}FN_3O_3$ : 67.89% C 5.44% H 10.31% N Found: 67.49% C 5.38% H 10.13% N

## EXAMPLE 9

1-(3-Aminopropyl)-4-(6-fluoro-1,2-benzisoxazol-3-yl)piperidine dihydrochloride

A mixture of N-[3-[4-(6-fluoro-1,2-benzisoxazol-3-yl)-1-piperidinyl]propyl]phthalimide (8.5 g, 21 mmoles), hydra-

83

zine monohydrate (1.5 g, 30 mmoles) in methanol (60 ml) was heated at reflux for 2 hours. At the end of the reaction, methanol was removed to leave a crude solid. To this was added water (60 ml), then the mixture was acidified with HCl to pH 1. The insolubles were filtered with the aid of a pad of celite. The aqueous solution was basified with 50% NaOH, (pH 13), then extracted with dichloromethane. The combined dichloromethane solution was washed with brine, then dried to a colorless oil (4.5 g). The analytical sample (1.5 g) was prepared by treating the oil with HCl in ethanol at 0° C. The 1-(3-aminopropyl)-4-(6-fluoro-1,2-benzisoxazol-3-yl)piperidine dihydrochloride was obtained as white crystals, 2.03 g, m.p.=231°–234° C.

ANALYSIS: Calculated for C<sub>15</sub>H<sub>20</sub>FN<sub>3</sub>O<sub>2</sub>.2HCl: 51.44% C 6.33% H 12.00% N Found: 51.35% C 6.49% H 11.90% N

## EXAMPLE 97

cis-2-[3-[4-(6-Fluoro-1,2-benzisoxazol-3-yl)-1-piperidinyl]propyl]-hexahydro-1H-isoindole-1,3-dione hydrochloride

A mixture of 1-(3-aminopropyl)-4-(6-fluoro-1,2-benzisoxazol-3-yl)piperidine (3.01 g, 10.8 mmoles) and cis-1,2-cyclohexane-dicarboxylic anhydride (1.9 g, 12.3 mmoles) in dry pyridine (30 ml) was heated at reflux for 16 hours. The dark brown solution was concentrated to dryness on a rotary evaporator. The crude residue was purified twice by flash chromatography over a silica gel column. The pure product thus obtained weighed 2.5 g (67%). This was converted to the hydrochloride salt by treatment with HCl in ethanol (50 ml). The cis-2-[3-[4-(6-fluoro-1,2-benzisoxazol-3-yl)-1-piperidinyl]propyl]-hexahydro-1H-isoindole-1,3-dione hydrochloride crystals so obtained weighed 3.0 g, m.p.=242°–245° C.

ANALYSIS: Calculated for C<sub>23</sub>H<sub>28</sub>FN<sub>3</sub>O<sub>3</sub>.HCl: 61.14% C 6.50% H 9.34% N Found: 61.32% C 6.32% H 9.27% N

## EXAMPLE 98

N-[4-[4-(6-Fluoro-1,2-benzisoxazol-3-yl)-1-piperidinyl]butyl]phthalimide

A mixture of 6-fluoro-3-(4-piperidinyl)-1,2-benzisoxazole (5.5 g, 25 mmole), 4-bromobutylphthalimide (8.0 g, 28.3 mmoles, 1.13 eq), K<sub>2</sub>CO<sub>3</sub> (4.55 g, 32 mmoles) in acetonitrile (100 ml) was heated at reflux for 3 hr. At the end of the reaction, the mixture was filtered. The insolubles were washed with dichloromethane (200 ml). The organic solution was concentrated gradually to allow crystallization. The crude crystals (5.9 g) were collected. The mother liquor was concentrated to a solid (5.5 g). Purification was by flash chromatography over a silica gel column. The product (3.8 g) thus purified was recrystallized from ethanol (70 ml) to give 2.48 g of N-[4-[4-(6-fluoro-1,2-benzisoxazol-3-yl)-1-piperidinyl]butyl]phthalimide as white crystals, m.p.=144°–146° C.

ANALYSIS: Calculated for C<sub>24</sub>H<sub>24</sub>FN<sub>3</sub>O<sub>3</sub>: 68.39% C 5.74% H 9.97% N Found: 68.34% C 5.74% H 9.84% N

## EXAMPLE 99

1-(4-Aminobutyl)-4-(6-fluoro-1,2-benzisoxazol-3-yl)piperidine dihydrochloride

A mixture of N-[4-[4-(6-fluoro-1,2-benzisoxazol-3-yl)piperidinyl]butyl]phthalimide (6.9 g, 16.4 mmoles) and hydrazine monohydrate (1.64 g, 32.8 mmoles) in methanol

84

(70 ml) was heated at reflux for 3 hours. At the end of the reaction, methanol was removed to leave a crude solid. This was dissolved in water and acidified with HCl to pH 2. The insolubles were filtered. The aqueous solution was basified with 50% NaOH, and then extracted with dichloromethane. The dichloromethane solution was washed with water and brine, and then dried over MgSO<sub>4</sub>. The solvent was removed to a colorless oil: 4.48 g. This oil was treated with 2.5 equivalents of HCl in ethanol. The solid was collected. Recrystallization from ethanol (65 ml) and methanol (20 ml) gave 2.0 g of 1-(4-aminobutyl)-4-(6-fluoro-1,2-benzisoxazol-3-yl)piperidine dihydrochloride as white crystals, m.p.=234°–237° C.

ANALYSIS: Calculated for C<sub>16</sub>H<sub>22</sub>FN<sub>3</sub>O<sub>3</sub>.2HCl: 52.75% C 6.64% H 11.53% N Found: 52.37% C 6.59% H 11.07% N

## EXAMPLE 100

cis-2-[4-[4-(6-Fluoro-1,2-benzisoxazol-3-yl)-1-piperidinyl]butyl]-hexahydro-1H-isoindole-1,3-dione hydrochloride

A mixture of 1-(4-aminopropyl)-4-(6-fluoro-1,2-benzisoxazol-3-yl)piperidine (4.7 g, 16.1 mmoles) and cis-1,2-cyclohexanedicarboxylic anhydride (3.23 g, 21 mmoles) in pyridine (45 ml) was heated at reflux for 8 hours. At the end of the reaction, pyridine was removed to dryness. The crude product was purified on a silica gel column. The material thus obtained weighed 3.18 g (45%) as a clear oil. This oil was dissolved in ethanol (15 ml), then was treated with HCl in ethanol (45 ml). Crystallization took place upon cooling. The crystals were collected, 3.2 g, m.p.=229°–231° C.

ANALYSIS: Calculated for C<sub>24</sub>H<sub>30</sub>FN<sub>3</sub>O<sub>3</sub>.HCl: 62.13% C 6.73% H 9.06% N Found: 61.79% C 6.68% H 8.92% N

## EXAMPLE 101

1-[4-[3-[4-(6-Fluoro-1,2-benzisoxazol-3-yl)-1-piperidinyl]propyl]thio]-3-methoxyphenyl]ethanone (A) 1-[4-[(3-chloropropyl)thio]-3-methoxyphenyl]ethanone

A mixture of 1-(4thio-3-methoxyphenyl)ethanone (10.0 g, 0.0549 mol), potassium carbonate (9.0 g, 0.0651 mol), and acetone (100 ml) was stirred at reflux under nitrogen for 30 minutes. The reaction was cooled to ambient temperature and a solution of 1-bromo-3-chloropropane (6.5 ml, 9.5 g, 0.0604 mol) dissolved in acetone (25 ml) was dripped into the reaction. After complete addition, the reaction was heated to reflux and stirred under nitrogen for 17 hours. After the reaction was carried to substantial completion, the reaction mixture was filtered and the resulting filter cake was washed with acetone. The filtrate was concentrated to provide an amber oil. A small sample was solidified by trituration with hot cyclohexane to provide 1-[4-[(3-chloropropyl)thio]-3-methoxyphenyl]ethanone as a yellow solid, 11.7 g, m.p. 53°–55° C.

(B) 1-[4-[[3-[4-(6-fluoro-1,2-benzisoxazol-3-yl)-1-piperidinyl]propyl]thio]-3-methoxyphenyl]ethanone

A mixture of 6-fluoro-3-(4-piperidinyl)-1,2-benzisoxazole (3.0 g, 0.0136 mol), 1-[4-[(3-chloropropyl)thio]-3-methoxyphenyl]ethanone (3.5 g, 0.0136 mol), K<sub>2</sub>CO<sub>3</sub> (2.3 g, 0.0166 mol), KI (200 mg) and CH<sub>3</sub>CN (100 ml) was stirred at reflux under nitrogen for 7.5 hours and then was left at ambient temperature for 65 hours. The reaction was poured into water and the aqueous mixture was extracted with ethyl acetate. The ethyl acetate extract was washed twice with water, once with brine and dried over

## 85

MgSO<sub>4</sub>. The solvent was removed in vacuo to afford 6.8 g of a light brown oil. The sample was purified by flash chromatography. Concentration of appropriate fractions yielded 3.0 g. Recrystallization from ethanol provided 2.4 g (41% of 1-[4-[3-[4-(6-fluoro-1,2-benzisoxazol-3-yl)-1-piperidinyl]propyl]thio]-3-methoxyphenyl]ethanone as a beige solid, m.p. 93°–95° C.

ANALYSIS: Calculated for C<sub>24</sub>H<sub>27</sub>FN<sub>2</sub>O<sub>3</sub>S: 65.14% C 6.15% H 6.33% N Found: 64.66% C 6.17% H 6.26% N

## EXAMPLE 102

4-(6-Fluoro-1,2-benzisoxazol-3-yl)-1-[4-(2'-methoxyphenyl)butyl]piperidine maleate

(A) 2-(4-bromobutyl)anisole

2-Bromoanisole (2.0 g, 1.07 mmol) in tetrahydrofuran (20 ml) was cooled to -78° C. under nitrogen and secondary butyllithium (1.3M, 10 ml, 1.3 eq) was charged into the resulting solution for two hours. The solution was quenched with 1,4-dibromobutane (3.2 g) and allowed to stir at ambient temperature overnight. The mixture was diluted with ethyl acetate, washed with water and brine, and concentrated to an oil. Following chromatography on a SiO<sub>2</sub> column, 2.4 g of 2-(4-bromobutyl)anisole were obtained.

(B) 4-(6-fluoro-1,2-benzisoxazol-3-yl)-1-(2'-methoxyphenyl)butylpiperidine maleate

A mixture of 6-fluoro-3-(4-piperidinyl)-1,2-benzisoxazole (2.36 g, 10.7 mmole), K<sub>2</sub>CO<sub>3</sub> (2 g, 14.5 mmoles) and 2-(4-bromobutyl)anisole (2.4 g, 10 mmoles) in acetonitrile (100 ml) was heated at reflux for 2.5 hr. At the end of reaction, the solvent was removed. The residue was extracted into dichloromethane (200 ml) and filtered. The dichloromethane solution was concentrated. The crude oil obtained was purified on a flash chromatography column. The material thus purified was a light yellow oil (2.73 g, 53%). This oil was dissolved in ethanol and treated with maleic acid (607 mg, 1.0 eq) in ethanol. The 4-(6-fluoro-1,2-benzisoxazol-3-yl)-1-(2'-methoxyphenyl)butylpiperidine maleate crystals formed on concentration and subsequent cooling to 0° C. These were collected and dried to yield 2.05 g, m.p.=132°–133° C.

ANALYSIS: Calculated for C<sub>23</sub>H<sub>27</sub>FN<sub>2</sub>O<sub>2</sub>.C<sub>4</sub>H<sub>4</sub>O<sub>4</sub>: 65.05% C 6.27% H 5.62% N Found: 65.25% C 6.30% H 5.70% N

## EXAMPLE 103

1-[4-[4-[1-(1,3-Dithian-2-yl)ethyl]phenyl]butyl]-4-(6-fluoro-1,2-benzisoxazol-3-yl)piperidine

(A) 4-bromo-1-(1,3-dithian-2-yl)ethylbenzene

To the compound p-bromoacetophenone (36.85 g, 0.185 mol) in trichloromethane (300 ml) was added 1,3-propanedithiol (25 g, 0.23 mol) and boron trifluoride etherate (3 ml). The resulting mixture was stirred at room temperature for 48 hours. The mixture was diluted with dichloromethane (500 ml), washed twice with 10% sodium hydroxide (200 ml), water, and brine, and then dried (Na<sub>2</sub>SO<sub>4</sub>). The product was concentrated to an oil. A portion was stirred with ether (100 ml) and a crystalline product was formed. The crystalline product was recovered by filtration and purified by recrystallization to yield 4-bromo-1-(1,3-dithian-2-yl)ethylbenzene.

(B) 4-(4-bromobutyl)-1-(1,3-dithian-2-yl)ethylbenzene

A solution of 4-bromo-1-(1,3-dithian-2-yl)ethylbenzene (27.2 g, 94 mmoles) in tetrahydrofuran (200 ml) was charged with sec-butyllithium (99 ml, 1.3M in cyclohexane, 0.13 mole) dropwise at -78° C. under nitrogen. The mixture was stirred at ambient temperature for 1.5 hours, and then

## 86

quenched with 1,4-dibromobutane (42 g, 0.2 mole). After being stirred for 3 hours, the mixture was poured into ethyl acetate, and then washed with water and brine. The organic solution was then dried (Na<sub>2</sub>SO<sub>4</sub>) and concentrated to an oil. The crude product was purified by flash chromatography over silica gel column. The 4-(4-bromobutyl)-1-(1,3-dithian-2-yl)ethylbenzene thus purified was a light oil, 22.3 g.

ANALYSIS: Calculated for C<sub>15</sub>H<sub>21</sub>BrS<sub>2</sub>: 52.17% C 6.13% H Found: 52.60% C 6.25% H

(C) 1-[4-(1,3-dithian-2-yl)ethyl]phenyl-4-(6-fluoro-1,2-benzisoxazol-3-yl)butylpiperidine

A mixture of 6-fluoro-3-(4-piperidinyl)-1,2-benzisoxazole (5.4 g, 24.5 mmoles), K<sub>2</sub>CO<sub>3</sub> (4.2 g, 30 mmoles), 4-(4-bromobutyl)-1-(1,3-dithian-2-yl)ethylbenzene (8.5 g, 24.6 mmoles) in acetonitrile (200 ml) was heated at reflux for 2.5 hours. At the end of the reaction, the mixture was filtered and the solvent was concentrated. The crude (13 g) was purified by flash chromatography over a silica gel column. The material thus purified (8.67 g; 72%) was recrystallized from ethanol (50 ml) and hexane (100 ml) to afford 6.6 g of 1-[4-(1,3-dithian-2-yl)ethyl]phenyl-4-(6-fluoro-1,2-benzisoxazol-3-yl)butylpiperidine as light yellow crystals, m.p.=108°–110° C.

ANALYSIS: Calculated for: 66.91% C 6.86% H 5.78% N Found: 66.72% C 6.76% H 5.71% N

## EXAMPLE 104

1-[4-(4'-Acetophenyl)butyl]-4-(6-fluoro-1,2-benzisoxazol-3-yl)piperidine

A solution of 1-[4-(1,3-dithian-2-yl)ethyl]phenylbutyl-4-(6-fluoro-1,2-benzisoxazol-3-yl)piperidine (5.6 g, 11.6 mmoles), water (5 ml), and methanol (30 ml), in acetone (50 ml), was treated with mercury (II) perchlorate trihydrate (5 g, 1.1 eq.) at room temperature. After 30 minutes, the reaction was completed. The solids were filtered, and the solvent was removed on a rotary evaporator. The crude product was dissolved in ethyl acetate (500 ml) and washed with water, brine, then dried over Na<sub>2</sub>SO<sub>4</sub>. The solvent was removed to give a crude oil. The purification was by flash chromatography over a silica gel column. The oil thus obtained (2.67 g, 50%) was combined with 1.1 g of oil prepared in the same fashion. Crystallization from ethanol (10 ml) and hexane (20 ml) yielded 1-[4-(4'-acetophenyl)butyl]-4-(6-fluoro-1,2-benzisoxazol-3-yl)piperidine as off-white crystals, 2.32 g, m.p.=85°–86° C.

ANALYSIS: Calculated for C<sub>24</sub>H<sub>27</sub>FN<sub>2</sub>O<sub>2</sub>: 73.07% C 6.90% H 7.10% N Found: 72.68% C 7.05% H 7.09% N

## EXAMPLE 105

1-[4-[3-[4-(6-Fluoro-1,2-benzisoxazol-3-yl)-1-piperidinyl]propylamino]-3-methoxyphenyl]ethanone

To a stirred suspension of sodium hydride (0.37 g, 0.007 mol of a 50% oil dispersion) in dimethylformamide (20 ml) was added, dropwise, 1-[4-[3-[4-(6-fluoro-1,2-benzisoxazol-3-yl)-1-piperidinyl]propylamino]-3-hydroxyphenyl]ethanone (2.9 g, 0.007 mol) dissolved in dimethylformamide (25 ml). The reaction was stirred at ambient temperature for 15 minutes, and then it was cooled with an ice bath to about 5° C., whereupon methyl iodide (1.0 g, 0.007 mol) in dimethylformamide (1 ml) was added dropwise. The reaction was stirred at ambient temperature for 30 min, and then water was added. The resulting aqueous

87

mixture was extracted with ethyl acetate, the extract washed with water, dried ( $\text{MgSO}_4$ ), and the solvent was concentrated to afford 4.9 g of a brown oil, which solidified on standing. The solid was flash chromatographed on silica gel. The appropriate fractions were concentrated to yield 2.7 g of product as a yellow solid. Recrystallization from toluene-hexane yielded 2.0 g (67%) of analytically pure 1-[4-[3-[4-(6-fluoro-1,2-benzisoxazol-3-yl)-1-piperidinyl]propylamino]-3-methoxyphenyl]ethanone as a yellow solid, m.p.=96°–98° C.

ANALYSIS: Calculated for  $\text{C}_{24}\text{H}_{28}\text{FN}_3\text{O}_3$ : 67.75% C 6.63% H 9.88% N Found: 67.93% C 6.72% H 9.80% N

## EXAMPLE 106

## (2,4-Difluorophenyl)-[1-(phenylmethyl)-3-pyrrolidinyl]methanone oxalate

In a 1 l round bottom flask, a solution of ethyl-N-benzyl-3-pyrrolidine carboxylate (21.8 g, 11.7 mmoles) in 140 ml of 6N HCl was heated at reflux for 2.5 hours. The solution was cooled and the solvent was removed to dryness with a vacuum pump. The residue was then treated with thionyl chloride (100 ml) for 16 hours at room temperature. After the reaction, the excess thionyl chloride was vacuum stripped to dryness (60° C., 4 hrs). To the residue in the flask was added 1,3-difluorobenzene (30 g, 26 mmoles) followed by aluminum chloride (25 g, 18.7 mmoles) in portions at room temperature. When the mixture turned homogeneous (in about 10 minutes) it was then heated at 55° C. for 1 hour. After the reaction was complete, excess 1,3-difluorobenzene was removed under reduced pressure. The residue was partitioned between ice/water and dichloromethane (700 ml) and basified with 50% NaOH solution to pH 10. The dichloromethane solution was washed with water and brine, then dried over anhydrous  $\text{MgSO}_4$ . The solvent was stripped and the crude oil (31 g) was purified by flash chromatography over a silica gel column. The pure product thus obtained weighed 26 g (74%) as a yellow oil. An analytical sample was prepared by dissolving 4.2 g of the oil in ethanol and treating with an ethanol solution of oxalic acid (1.33 g, 14.8 mmoles). To the mixture was added ether dropwise to cause crystallization. Recrystallization from ethanol and ether gave 2.63 g of (2,4-difluorophenyl)[1-(phenylmethyl)-3-pyrrolidinyl]methanone oxalate as white crystals, m.p.=114°–116° C.

ANALYSIS: Calculated for  $\text{C}_{20}\text{H}_{19}\text{FNO}_5$ : 61.38% C 4.89% H 3.58% N Found: 61.16% C 4.80% H 3.60% N

## EXAMPLE 107

## 6-Fluoro-3-[1-(phenylmethyl)-3-pyrrolidinyl]-1,2-benzisoxazole fumarate

(A) (2,4-difluorophenyl)[1-(phenylmethyl)-3-pyrrolidinyl]methanone oxime

To the compound (2,4-difluorophenyl)[1-(phenylmethyl)-3-pyrrolidinyl]methanone (22 g) in 95% ethanol (350 ml) and water (100 ml) was added  $\text{NH}_2\text{OH}\cdot\text{HCl}$  (10.1 g) and ammonium acetate (12.7 g, 2.1 eq). The resulting mixture was refluxed for 3.5 hours. The mixture was then allowed to stir at room temperature for 24 hours. The reaction mixture was concentrated to remove ethanol, poured into water (500 ml), and extracted with dichloromethane (500 ml). This was followed by washing with water, brine, and drying over magnesium sulfate. The product was concentrated to an oil and purified by column chromatography to yield 12 g of (2,4-difluorophenyl)[1-(phenylmethyl)-3-pyrrolidinyl]methanone oxime.

88

(B) 6-fluoro-3-[1-(phenylmethyl)-3-pyrrolidinyl]-1,2-benzisoxazole fumarate

A mixture of (2,4-difluorophenyl)[1-(phenylmethyl)-3-pyrrolidinyl]methanone oxime (10.8 g, 34.2 mmoles), potassium hydroxide (10 g), water (100 ml), and ethanol (100 ml) was heated at reflux for 2 hr. At the end of the reaction, the solution was cooled and ethanol was removed on a rotary evaporator. The aqueous mixture was diluted with water (100 ml) then extracted with dichloromethane (500 ml). The organic solution was washed with brine and dried over anhydrous  $\text{MgSO}_4$ . The solution was concentrated to an oil (9.8 g). The crude product was purified by flash chromatography over a silica gel column. The product thus obtained weighed 4.46 g (44%) as a light yellow oil. The oily product was dissolved in ethanol, and then treated with a solution of fumaric acid (1.73 g, 1.0 eq) in ethanol. Crystallization took place slowly with the addition of isopropyl ether. Recrystallization from ethanol (15 ml) gave 4.6 g of 6-fluoro-3-[1-(phenylmethyl)-3-pyrrolidinyl]-1,2-benzisoxazole fumarate as white crystals, m.p.=142°–144° C.

ANALYSIS: Calculated for  $\text{C}_{22}\text{H}_{21}\text{FN}_2\text{O}_5$ : 64.07% C 5.13% H 6.81% N Found: 64.11% C 5.05% H 6.89% N

## EXAMPLE 108

## (E)-1-[4-[(4-bromo-2-butenyl)oxy]-3-methoxyphenyl]ethanone

A mixture of 4-hydroxy-3-methoxyacetophenone (10 g, 59 mmoles),  $\text{K}_2\text{CO}_3$  (10 g, 1.2 q) and 1,4-dibromo-2-butene (>95% trans, Aldrich, 18 g, 1.2 eq) in acetone (500 ml) was heated at 55° C. for 3 hr. At the end of the reaction, the solvent was concentrated. The crude product was extracted into dichloromethane (750 ml) and the insolubles were filtered; then the solution was concentrated again to an oil. Purification on a silica gel column ( $\text{SiO}_2$ , 100 g, eluted with dichloromethane) yielded 7.25 g (40%) of white solid. Recrystallization from ether gave analytically pure (E)-1-[4-[(4-bromo-2-butenyl)oxy]-3-methoxyphenyl]ethanone (3.91 g), m.p.=71°–72° C.

ANALYSIS: Calculated for  $\text{C}_{13}\text{H}_{15}\text{BrO}_3$ : 52.19% C 5.50% H Found: 52.12% C 4.94% H

## EXAMPLE 109

## 4-(3-Chloropropoxy)-3-methoxybenzaldehyde

A mixture of vanillin (30.4 g, 0.2 mol),  $\text{K}_2\text{CO}_3$  (27.6 g) and acetone (150 ml) was stirred and refluxed for 0.5 hours. Heating was removed and 1-bromo-3-chloropropane (40.8 g, 0.26 mol) in acetone was added dropwise. The reaction was stirred and refluxed for 16 hours, and then it was poured into water. The aqueous mixture was extracted with diethyl ether, the extract was dried ( $\text{MgSO}_4$ ), and the solution was concentrated to afford an oil, which upon evacuation solidified to a white solid (50.2 g). An 8.0 g sample was flash chromatographed on silica gel with 50% ethyl acetate-hexane as eluent. Concentration of appropriate fractions gave 2.7 g (37%) of 4-(3-chloropropoxy)-3-methoxybenzaldehyde as a white solid m.p.=53°–55° C.

ANALYSIS: Calculated for  $\text{C}_{11}\text{H}_{13}\text{ClO}_3$ : 57.78% C 5.73% H Found: 57.21% C 5.52% H

## EXAMPLE 110

## 6-Fluoro-3-(3-pyrrolidinyl)-1,2-benzisoxazole hydrochloride

A mixture of 3-(6-fluoro-1,2-benzisoxazol-3-yl)-1-pyrrolidinylcarboxylic acid ethenyl ester (5.1 g, 18.4 mmol,

89

hydrochloric acid (5 ml), and isopropyl alcohol (50 ml) was heated at reflux for 3.5 hr. At the end of the reaction, the solvent was reduced to about 30 ml on a rotary evaporator and the mixture was cooled to 0° C. for 2 hr. The crystals were collected by filtration and rinsed with cold isopropyl alcohol. The 6-fluoro-3-(3-pyrrolidiny)-1,2-benzisoxazole hydrochloride product weighed 3.09 g (69%), m.p.= 225°–227° C.

ANALYSIS: Calculated for C<sub>11</sub>H<sub>11</sub>FN<sub>2</sub>O.HCl: 54.44% C 4.99% H 11.54% N Found: 54.35% C 4.99% H 11.38% N

## EXAMPLE 111

1-[4-[3-[4-(6-Fluoro-1,2-benzisoxazol-3-yl)-1-piperidiny]propylamino]-3-hydroxyphenyl]ethanone

A mixture of N-[3-[4-(6-fluoro-1,2-benzisoxazol-3-yl)-1-piperidiny]propyl-6-acetyl-2-benzoxazolinone (6.0 g, 0.014 mol) and 10% aqueous sodium hydroxide (50 ml) was stirred and refluxed for 40 minutes. Water was added and the reaction was made acidic with 5% hydrochloric acid. Saturated Na<sub>2</sub>CO<sub>3</sub> was added until effervescence ceased. The aqueous mixture was extracted with dichloromethane. The dichloromethane extract was washed (water), dried (K<sub>2</sub>CO<sub>3</sub>) and concentrated to afford 2.6 g of a tacky solid. The crude solid was treated with saturated NaHCO<sub>3</sub>, and extracted into dichloromethane. The dichloromethane was washed (brine and then water), and dried (MgSO<sub>4</sub>). The organic extract was then concentrated to yield 2.4 g of a brown solid, which was combined with another sample to yield 5.0 g. This sample was flash chromatographed on silica. A small sample (0.25 g) was recrystallized from toluene to yield 1-[4-[3-[4-(6-fluoro-1,2-benzisoxazol-3-yl)-1-piperidiny]propylamino]-3-hydroxyphenyl]ethanone as a brownish solid, 0.15 g, m.p.=150°–152° C.

ANALYSIS: Calculated for C<sub>23</sub>H<sub>26</sub>FN<sub>3</sub>O<sub>3</sub>: 67.14% C 6.37% H 10.21% N Found: 67.54% C 6.58% H 9.95% N

## EXAMPLE 112

1-[3-Acetylamino-4-(3-chloropropoxy)phenyl]ethanone

A stirred mixture of 1-[3-acetylamino-4-hydroxyphenyl]ethanone (7.7 g, 0.04 mol), K<sub>2</sub>CO<sub>3</sub> (5.7 g), 3-chloro-1-bromopropane (8.9 g, 0.056 mol), and acetone (100 ml) was refluxed for 16 hours. The reaction was allowed to cool to ambient temperature, and filtered. Concentration of the filtrate yielded 8.5 g of a white solid. The solid was recrystallized from toluene and then from ethanol to afford 6.5 g of an off-white solid. A 3.3 g sample of this material was flash chromatographed on silica gel. Concentration of the appropriate fractions afforded 2.8 g of a white solid. The solid was recrystallized from toluene and then from ethanol-water to yield 2.2 g (51%) of 1-[3-acetylamino-4-(3-chloropropoxy)phenyl]ethanone as a white solid, m.p.= 124°–126° C.

ANALYSIS: Calculated for C<sub>13</sub>H<sub>16</sub>ClNO<sub>3</sub>: 57.89% C 5.98% H 5.19% N Found: 57.08% C 5.85% H 5.13% N

## EXAMPLE 113

N-[2-[3-hydroxypropoxy]phenyl]acetamide

A stirred mixture of 2-hydroxyphenylacetamide (10.0 g, 0.066 mol), K<sub>2</sub>CO<sub>3</sub> (6.9 g), 3-bromopropanol (12.8 g, 0.012 mol), and acetone (250 ml) was refluxed for 16 hours. The reaction mixture was allowed to cool, and then it was filtered. The filtrate was concentrated to yield 19.0 g of a

90

thick, brown oil. The oil was distilled with a Kugelrohr apparatus and 11.2 g (82%) of a viscous, orange oil was collected. The oil solidified upon standing. An analytical sample was obtained by recrystallization from ethyl acetate to afford the alcohol as an off-white solid m.p.=78°–80° C.

ANALYSIS: Calculated for C<sub>11</sub>H<sub>15</sub>NO<sub>3</sub>: 63.14% C 7.23% H 6.69% N Found: 63.10% C 7.32% H 6.64% N

## EXAMPLE 114

4-[4-(6-Fluoro-1,2-benzisoxazol-3-yl)-1-piperidiny]butyl bromide

A mixture of 6-fluoro-3-(4-piperidiny)-1,2-benzisoxazole (12 gm, 55 mmol), K<sub>2</sub>CO<sub>3</sub> (13 gm) and 1,4-dibromobutane (20 gm, 9.3 mmol, 1.7 eq) in acetonitrile (300 ml) was stirred at room temperature overnight. The inorganic material was filtered. The solution was concentrated to ~80 ml, when crystals crashed out. The product was filtered to yield 14.16 gm (73%), m.p.=243°–245° C.

ANALYSIS: Calculated for C<sub>16</sub>H<sub>20</sub>BrFN<sub>2</sub>O: 54.09% C 5.67% H 7.89% N Found: 54.13% C 5.52% H 7.83% N

## EXAMPLE 115

2-[4-(6-Fluoro-1,2-benzisoxazol-3-yl)-1-piperidiny]ethyl acetate fumarate

A mixture of 6-fluoro-3-(4-piperidiny)-1,2-benzisoxazole (3.0 gm, 13.6 mmol), K<sub>2</sub>CO<sub>3</sub> (3.5 gm, 25 mmol), 2-bromoethyl acetate (4 gm, 26.5 mmol) in acetonitrile (50 ml) was heated at reflux for 4 hr. After cooling to room temperature, the inorganic salts were filtered and washed with DCM (dichloromethane 50 ml). The organic solvent was removed on a rotary evaporator to give an oil. The oily product was purified on a flash chromatography column (60 gm of SiO<sub>2</sub>; eluted with MeOH 2%–4% in DCM). The pure product thus obtained weighed 4.43 gm. This oil was dissolved in ethanol and treated with a solution of fumaric acid (1.2 gm) in ethanol. The salt crystallized out at room temperature to yield 3.44 gm (57%), m.p.= 154°–155° C.

ANALYSIS: Calculated for C<sub>16</sub>H<sub>19</sub>FN<sub>2</sub>O<sub>3</sub>.C<sub>4</sub>H<sub>4</sub>O<sub>4</sub>: 56.86% C 5.49% H 6.63% N Found: 56.75% C 5.41% H 6.54% N

## EXAMPLE 116

N-[2-[4-(6-Fluoro-1,2-benzisoxazol-3-yl)-1-piperidiny]ethyl]morpholine

A mixture of 6-fluoro-3-(4-piperidiny)-1,2-benzisoxazole (3.0 gm, 13.6 mmol), 2-chloroethyl morpholine hydrochloride (4.46 gm, 29.7 mmol) and K<sub>2</sub>CO<sub>3</sub> (7.3 gm, 2.2 eq) in acetonitrile (60 ml) was heated at reflux for 24 hr. The crude mixture was diluted with DCM and filtered. The solvent was concentrated to an oil (~7.1 gm). Purification on a silica gel column (55 gm, SiO<sub>2</sub>, eluted with MeOH:DCM) yielded a solid product weighing 4 gm. Recrystallization from hot ethanol yielded 2.1 gm (48%), m.p.=131°–132° C.

ANALYSIS: Calculated for C<sub>18</sub>H<sub>24</sub>FN<sub>3</sub>O<sub>2</sub>: 64.84% C 7.26% H 12.60% N Found: 64.80% C 7.09% H 12.77% N

## EXAMPLE 117

N-[2-[4-(6-Fluoro-1,2-benzisoxazol-3-yl)-1-piperidiny]ethyl]phthalimide

A mixture of 6-fluoro-3-(4-piperidiny)-1,2-benzisoxazole (5.15 gm, 23.4 mmol), K<sub>2</sub>CO<sub>3</sub> (4.2 gm, 30.4

## 91

mmol) and 2-bromoethyl phthalimide (7.13 gm, 28 mmol) in acetonitrile (250 ml) was heated at reflux for 3.5 hr. The solids and solvent were removed. The residue was purified by flash chromatography (SiO<sub>2</sub>, 110 gm, eluted with 2–4% CH<sub>3</sub>OH:DCM). The product thus obtained weighed 7.8 gm (84%). Part of the material was recrystallized to give 2.35 gm of off white crystals, m.p.=148°–149° C.

ANALYSIS: Calculated for C<sub>22</sub>H<sub>20</sub>FN<sub>3</sub>O<sub>3</sub>: 67.17% C 5.12% H 10.68% N Found: 67.01% C 5.20% H 10.76% N

## EXAMPLE 118

## 2-[4-(6-Fluoro-1,2-benzisoxazol-3-yl)-1-piperidinyl] ethyl methyl ether fumarate

A mixture of 6-fluoro-3-(4-piperidinyl)-1,2-benzisoxazole (3.75 gm, 17 mmol), K<sub>2</sub>CO<sub>3</sub> (3 gm, 21.7 mmol), bromoethyl methyl ether (2.84 gm, 20.4 mmol) in acetonitrile (150 ml) was heated at reflux for 3.5 hr. The reaction was cooled. The inorganics were filtered and rinsed with DCM. The organic solution was concentrated down to an oil (7 gm). Purification on a flash chromatography column (SiO<sub>2</sub>, 45 gm; eluted with methanol/DCM) gave a light yellow oil as product (4 gm, 87%). This oil was dissolved into ethanol and treated with a solution of fumaric acid (1.67 gm) in ethanol (20 ml). White crystals (5.15 gm) were collected, m.p.=157°–158° C.

ANALYSIS: Calculated for C<sub>15</sub>H<sub>19</sub>FN<sub>2</sub>O<sub>2</sub>.C<sub>4</sub>H<sub>4</sub>O<sub>4</sub>: 57.86% C 5.88% H 7.10% N Found: 57.53% C 5.94% H 6.94% N

## EXAMPLE 119

## 4-[4-(6-Fluoro-1,2-benzisoxazol-3-yl)-1-piperidinyl] butyl acetate fumarate

A mixture of 6-fluoro-3-(4-piperidinyl)-1,2-benzisoxazole (9.5 gm, 41 mmol), K<sub>2</sub>CO<sub>3</sub> (7.2 gm, 51 mmol), and 4-bromobutyl acetate (10 gm, 51 mmol) in acetonitrile (200 ml) was heated at reflux for 3½ hr. At the end of the reaction, the solution was cooled and filtered. The inorganic salt was washed with DCM (50 ml). The organic solvent was removed. The residue was purified on a flash chromatography column (packed with Sorbsil C30 silica gel, 100 gm, eluted with DCM, 1 liter, increasing methanol from 2 to 4%, 2.51). The material thus purified weighed 12.92 gm (89%). A small sample (1.67 gm) was dissolved in ethanol and treated with 1 equivalent of fumaric acid (580 mg) in ethanol to yield white crystals: 1.8 gm, m.p.=142°–143° C.

ANALYSIS: Calculated for C<sub>18</sub>H<sub>23</sub>FN<sub>2</sub>O<sub>3</sub>.C<sub>4</sub>H<sub>4</sub>O<sub>4</sub>: 58.66% C 6.04% H 6.22% N Found: 58.56% C 6.02% H 6.13% N

## EXAMPLE 120

## 4-[4-(6-Fluoro-1,2-benzisoxazol-3-yl)-1-piperidinyl] butanol fumarate

A mixture of 4-[4-(6-fluoro-1,2-benzisoxazol-3-yl)-1-piperidinyl]butyl acetate (11.5 gm, 34.4 mmol), 15% NaOH (100 ml) and ethanol (100 ml) was heated at reflux for 4 hrs. After cooling to room temperature, the base was neutralized with HCl to pH=7. The solution was concentrated down to a small volume (~5 ml), then extracted with DCM. The DCM solution was washed with brine and dried over MgSO<sub>4</sub>. The solvent was concentrated to give ~10 gm of crude oil. Purification by flash chromatography (Sorbsil C-30, 100 gm, eluted with MeOH:DCM, 3 liters) yielded 9 gm of white solid. The Sample for testing was prepared by

## 92

treatment of the free base (2.0 gm) with fumaric acid (780 mg, 1 eq) in ethanol. The crystals were collected and dried; 1.5 gm m.p.=131°–132° C.

ANALYSIS: Calculated for C<sub>16</sub>H<sub>21</sub>FN<sub>2</sub>O<sub>2</sub>.C<sub>4</sub>H<sub>4</sub>O<sub>4</sub>: 58.82% C 6.17% H 6.86% N Found: 58.81% C 6.37% H 6.66% N

## EXAMPLE 121

## 4-[4-(6-Fluoro-1,2-benzisoxazol-3-yl)-1-piperidinyl] butyl decanoate fumarate

To a solution of 4-[4-(6-fluoro-1,2-benzisoxazol-3-yl)-1-piperidinyl]butanol (2.0 gm, 6.84 mmol), triethylamine (1.0 gm, 10 mmol) in DCM (70 ml) decanoyl chloride (1.7 gm, 8.9 mmol) was added dropwise at room temperature. The mixture was stirred for 1 hr., then was concentrated to a crude solid. The solid was extracted into ethyl acetate, and the insoluble salts were filtered. The solvents were removed. The crude product was purified by flash chromatography (Sorbsil C-30, 30 gm, eluted with a mixture of MeOH in DCM). The oil thus obtained (2.5 gm, 81%) was converted to a fumarate salt with fumaric acid (650 mg), 1.0 eq) in ethanol. Crystals were collected: 1.48 gm, m.p.=109°–110° C.

ANALYSIS: Calculated for C<sub>26</sub>H<sub>39</sub>FN<sub>2</sub>O<sub>3</sub>.C<sub>4</sub>H<sub>4</sub>O<sub>4</sub>: 64.04% C 7.70% H 4.98% N Found: 64.30% C 7.86% H 4.78% N

## EXAMPLE 122

## 3-[4-(6-Fluoro-1,2-benzisoxazol-3-yl)-1-piperidinyl] propyl decanoate fumarate

To a solution 3-[4-(6-fluoro-1,2-benzisoxazol-3-yl)-1-piperidinyl]propanol (1.81 gm, 6.5 mmol) triethylamine (0.9 gm, 9.0 mmol) in DCM (45 ml) was added decanoyl chloride (1.5 gm, 7.8 mmol) dropwise at room temperature. The mixture was stirred for 20 minutes, then concentrated down to a crude solid. The solid was extracted into EtOAc (20 ml), and the insoluble salts were filtered. The EtOAc was removed. The crude oil was purified by flash chromatography (Sorbsil C-30, 30 gm; eluted with MeOH:DCM). The oil thus obtained (2.54 gm, 90%) was converted to a fumarate salt with fumaric acid (670 mg) in ethanol. The crystals collected weighed 1.61 gm, m.p.=100°–102° C.

ANALYSIS: Calculated for C<sub>25</sub>H<sub>27</sub>FN<sub>2</sub>O<sub>3</sub>.C<sub>4</sub>H<sub>4</sub>O<sub>4</sub>: 63.52% C 7.54% H 5.11% N Found: 63.63% C 7.74% H 5.03% N

## EXAMPLE 123

## N,N-Diethyl-4-[4-(6-fluoro-1,2-benzisoxazol-3-yl)-1-piperidinyl]butyl carbamate fumarate

To a mixture of 4-[4-(6-fluoro-1,2-benzisoxazol-3-yl)-1-piperidinyl]butanol (1.55 gm, 5.3 mmol) potassium t-butoxide (750 mg, 6.7 mmol) in THF (100 ml), diethyl-carbamyl chloride (900 mg, 6.63 mmol) was added dropwise at room temperature. The mixture was stirred for 2 hr. then the solvent was removed. The residue was extracted into DCM. The DCM solution was washed with brine and dried over MgSO<sub>4</sub>. The solution was concentrated. The product was purified on a flash chromatography column (SiO<sub>2</sub>, 14 gm, eluted with 2% MeOH in DCM), to yield 1.84 gm of oil. This oil was dissolved into ethanol (~5 ml) and treated with a solution of fumaric acid (850 mg, 1.0 eq) in ethanol. Crystallization was induced with a small volume of isopropyl ether to produce 2.09 gm, m.p.=152°–153° C.

93

ANALYSIS: Calculated for  $C_{21}H_{30}FN_3O_3 \cdot C_4H_4O_4$ :  
59.16% C 6.75% H 8.28% N Found: 59.17% C 6.84% H  
8.16% N

## EXAMPLE 124

N-Methyl-4-[4-(6-fluoro-1,2-benzisoxazol-3-yl)-1-  
piperidinyl]butyl carbamate fumarate

To a mixture of 4-[4-(6-fluoro-1,2-benzisoxazol-3-yl)-1-  
piperidinyl]butanol (1.84 gm, 6.3 mmol),  $K_2CO_3$  (850 mg)  
in chloroform, methyl isocyanate (448 mg, 7.7 mmol and  
360 mg, 6.2 mmol) was added dropwise in two portions. The  
mixture was filtered and concentrated to a crude oil. Puri-  
fication was done on a flash chromatography column ( $SiO_2$ ,  
11 gm, eluted with 2%  $CH_3OH$  in DCM) to yield a light  
yellow oil (2.05 gm, 93%). This oil was dissolved into  
ethanol and treated with a solution of fumaric acid (800 mg,  
1.0 eq). Crystallization was induced with drops of isopropyl  
ether. Weight: 1.36 gm, m.p.=96°–98° C.

ANALYSIS: Calculated for  $C_{18}H_{24}FN_3O_3 \cdot C_4H_4O_4$ :  
56.76% C 6.06% H 9.02% N Found: 56.27% C 6.03% H  
8.86% N

## EXAMPLE 125

2-[2-[4-(6-Fluoro-1,2-benzisoxazol-3-yl)-1-  
piperidinyl]ethyl]-1,3-dioxane fumarate

A mixture of 6-fluoro-3-(4-piperidinyl)-1,2-  
benzisoxazole (2.0 gm, 9.1 mmol),  $K_2CO_3$  (1.5 gm, 10.9  
mmol) and bromoethyl-1,3-dioxane (2.1 gm, 10.7 mmol) in  
acetonitrile (50 ml) was heated at reflux for 3 hr. At the end,  
the insolubles were filtered and rinsed with DCM and the  
filtrate was evaporated down. The crude mixture was puri-  
fied by flash chromatography over a silica gel column  
(Sorbisil C-30, 25 gm; eluted with DCM and MeOH (1–3%)  
in DCM). The fractions containing the pure product were  
combined and concentrated to give 3.13 gm of oil. The oil  
was treated with a fumaric acid (1.0 gm) ethanol solution.  
The crystals were collected: 3.98 gm (77%), m.p.=  
161°–162° C.

ANALYSIS: Calculated for  $C_{18}H_{23}FN_2O_3 \cdot C_4H_4O_4$ :  
58.66% C 6.04% H 6.22% N Found: 58.69% C 5.96% H  
6.20% N

## EXAMPLE 126

2-[4-(6-Fluoro-1,2-benzisoxazol-3-yl)-1-piperidinyl]  
ethanol hemifumarate

(A) 2-[4-(6-Fluoro-1,2-benzisoxazol-3-yl)-1-piperidinyl]  
ethyl acetate

2-[4-(6-Fluoro-1,2-benzisoxazol-3-yl)-1-piperidinyl]  
ethyl acetate was prepared according to Example 115.

(B) 2-[4-(6-Fluoro-1,2-benzisoxazol-3-yl)-1-piperidinyl]  
ethanol hemifumarate

2-[4-(6-Fluoro-1,2-benzisoxazol-3-yl)-1-piperidinyl]  
ethyl acetate (10.58 gm, 34.6 mmol), 15% NaOH (100 ml)  
and ethanol (100 ml) was heated at reflux for 4 hr. The  
solution was cooled (–5° C.) and neutralized with HCl to pH  
–7. The ethanol was removed under reduced pressure. The  
aqueous solution was basified with  $NaHCO_3$  and extracted  
with DCM (2×200 ml). The DCM solution was washed with  
brine and dried over  $MgSO_4$  and evaporated to give a white  
solid: 6.88 gm (75%). A sample (2.03 gm) was dissolved in  
ethanol and treated with fumaric acid (660 mg, 1.0 eq).  
Crystallization was induced with drops of isopropyl ether to  
yield off-white crystals: 1.43 gm, m.p.=159°–161° C.

94

ANALYSIS: Calculated for  $C_{14}H_{17}FN_2O_2 \cdot 0.5C_4H_4O_4$ :  
59.62% C 5.94% H 8.69% N Found: 59.55% C 5.95% H  
8.53% N

## EXAMPLE 127

2-[4-(6-Fluoro-1,2-benzisoxazol-3-yl)-1-piperidinyl]  
ethyl decanoate fumarate

A mixture of 2-[4-(6-fluoro-1,2-benzisoxazol-3-yl)-1-  
piperidinyl]ether alcohol (1.6 gm, 5 mmol) and triethy-  
lamine (800 mg, 8 mmoles) in chloroform (100 ml) was  
treated with decanoyl chloride (1.3 gm, 7.2 mmol) dropwise  
at room temperature. The mixture was stirred for 4 hours.  
The solvent was removed to leave a crude solid. The solid  
was dissolved into a small amount of DCM (15 ml), then  
was filtered. The solution was concentrated.

The purification was done by flash chromatography over  
a silica gel column (Sorbisil C-30, 30 gm; eluted with  
MeOH:DCM). The purified oil (2.45 gm, 95%) was treated  
with a fumaric acid (660 mg, 1.0 eq)/ethanol solution (15  
ml). Crystallization was induced by adding drops of ether;  
yield: 1.97 gm, m.p.=109°–110° C.

ANALYSIS: Calculated for  $C_{24}H_{35}FN_2O_3 \cdot C_4H_4O_4$ :  
62.90% C 7.35% H 5.24% N Found: 62.93% C 7.30% H  
5.14% N

## EXAMPLE 128

N,N-Diethyl-2-[4-(6-fluoro-1,2-benzisoxazol-3-yl)-  
1-piperidinyl]ethylcarbamate fumarate

To a mixture of 2-[4-(6-fluoro-1,2-benzisoxazol-3-yl)-1-  
piperidinyl]ethanol (1.6 gm, 6 mmol) and potassium  
t-butoxide (850 mg, 7.6 mmol) in THF (100 ml) diethyl  
carbonyl chloride (1.03 gm, 7.5 mmol) was added dropwise  
at room temperature. The mixture was stirred for 4 hr. The  
reaction mixture was concentrated to a crude solid. The solid  
was dissolved in DCM and purified on a flash chromatog-  
raphy column (Sorbisil C-30, 27 gm; eluted with a MeO-  
H:DCM mixture). The product thus purified as a light oil (2.  
gm, 91%) was dissolved into ethanol and treated with a  
fumaric acid (690 mg, 1.0 eq)/ethanol solution (15 ml).  
Crystallization on cooling yielded 2.15 gm of white crystals,  
m.p.=133°–135° C.

ANALYSIS: Calculated for  $C_{19}H_{26}FN_3O_3 \cdot C_4H_4O_4$ :  
57.61% C 6.31% H 8.76% N Found: 57.49% C 6.25% H  
8.54% N

## EXAMPLE 129

2-[4-(6-Fluoro-1,2-benzisoxazol-3-yl)-1-piperidinyl]  
ethylamine hemifumarate

(A) 2-[4-(6-fluoro-1,2-benzisoxazol-3-yl)-1-piperidinyl]  
ethyl phthalimide

2-[4-(6-fluoro-1,2-benzisoxazol-3-yl)-1-piperidinyl]ethyl  
phthalimide was prepared according to Example 117.

(B) 2-[4-(6-Fluoro-1,2-benzisoxazol-3-yl)-1-piperidinyl]  
ethylamine hemifumarate

A mixture of 2-[4-(6-fluoro-1,2-benzisoxazol-3-yl)-1-  
piperidinyl]ethyl phthalimide (4.6 gm, 11.7 mmol) and  
hydrazine monohydrate (1.17 gm, 23.4 mmol) in methanol  
(50 ml) was heated at reflux overnight. At the end of the  
reaction, methanol was removed to leave a crude solid. This  
was stirred with water (15 ml) and acidified with HCl to  
pH=2. The insolubles were filtered. The aqueous solution  
was basified with 50% NaOH then extracted with DCM  
(2×250 ml). The DCM solution was washed with brine and



## 95

dried over  $\text{MgSO}_4$ . The solvent was removed to produce a colorless oil: 2.12 gm. This oil was treated with a solution of fumaric acid (935 mg, 1.0 eq) in ethanol. The salt crystallized out: 0.99 gm, m.p.=203°–205° C. A second crop of 0.73 gm (m.p.=198°–200° C.) was collected later.

ANALYSIS: Calculated for  $\text{C}_{14}\text{H}_{18}\text{FN}_3\text{O}_3 \cdot 0.5\text{C}_4\text{H}_4\text{O}_4$ : 59.80% C 6.27% H 13.07% N Found: 59.51% C 6.35% H 13.31% N

## EXAMPLE 130

## 2-[4-(6-Fluoro-1,2-benzisoxazol-3-yl)-1-piperidinyl]ethyl decanamide fumarate

To a mixture of 2-[4-(6-fluoro-1,2-benzisoxazol-3-yl)-1-piperidinyl]ethylamine (1.49 gm, 5.5 mmol) and triethylamine (1.0 gm, 10 mmol) in chloroform (50 ml) decanoyl chloride (1.26 gm, 6 mmol) was added at room temperature. The mixture was stirred for 3 hr at room temperature. The solvent was stripped down to a crude mixture. This crude mixture was purified by flash chromatography over a silica gel column ( $\text{SiO}_2$ , 20 gm; eluted with a solution of MeOH (0–3%) in DCM). The fractions containing the pure product were pooled and concentrated to give 2.3 gm of oil. This oil was converted to a fumarate salt by treatment with fumaric acid (655 mg) in ethanol. The ethanol was concentrated down to a small volume and 3 volumes of isopropyl ether was added. This mixture was stirred overnight to cause crystallization. The solids were collected, weighed: 1.83 gm (60.5%), m.p.=108°–110° C.

ANALYSIS: Calculated for  $\text{C}_{24}\text{H}_{36}\text{FN}_3\text{O}_2 \cdot \text{C}_4\text{H}_4\text{O}_4$ : 63.02% C 7.56% H 7.87% N Found: 62.42% C 7.58% H 7.66% N

## EXAMPLE 131

## 2-[4-(6-Fluoro-1,2-benzisoxazol-3-yl)-1-piperidinyl]ethyl acetamide fumarate

A mixture of 2-[4-(6-fluoro-1,2-benzisoxazol-3-yl)-1-piperidinyl]ethylamine (2.56 g, 9.7 mmol) and triethylamine (1.45 gm, 14.5 mmol) in DCM (50 ml) was treated with dropwise addition of acetyl chloride (1.0 gm, 12.7 mmol) at room temperature. The mixture was stirred for 4 hr at room temperature. The reaction mixture was diluted with DCM and washed with brine. The organic solution was dried over  $\text{MgSO}_4$  and concentrated to a crude oil. The crude oil was purified by flash chromatography over a silica gel column ( $\text{SiO}_2$ , 20 gm; eluted with (0–2%)  $\text{CH}_3\text{OH}$  in DCM). The pure product thus Obtained weighed 1.36 gm (46%). It was converted to a fumarate salt by treatment with fumaric acid (517 mg) in ethanol. Recrystallization from ethanol gave white crystals; weight: 1.53 gm, m.p.=132°–133° C.

ANALYSIS: Calculated for  $\text{C}_{16}\text{H}_{20}\text{FN}_3\text{O}_2 \cdot \text{C}_4\text{H}_4\text{O}_4$ : 57.00% C 5.74% H 9.97% N Found: 57.05% C 5.85% H 9.95% N

## EXAMPLE 132

## 2-[[2-[4-(6-Fluoro-1,2-benzisoxazol-3-yl)-1-piperidinyl]ethyl]amino]ethyl acetate fumarate

A mixture of 2-[4-(6-fluoro-1,2-benzisoxazol-3-yl)-1-piperidinyl]ethylamine (2.0 gm, 7.6 mmol),  $\text{K}_2\text{CO}_3$  (1.38 gm, 10 mmol) and bromoethyl acetate (1.40 gm, 8.3 mmol) in acetonitrile (50 ml) was heated at reflux for 4 hr. At the end, the insolubles were filtered off and rinsed with DCM. The solvent was evaporated down. The crude mixture was purified by flash chromatography over a silica gel column

## 96

(Sorbisil C-30, 30 gm; eluted with 2%  $\text{CH}_3\text{OH}$  in DCM, 800 ml). The oil (1.15 gm) thus obtained was treated with a solution of fumaric acid (358 mg) in ethanol. Crystallization was induced by adding drops of ethyl ether, yield: 1.09 gm, m.p.=116°–118° C.

ANALYSIS: Calculated for  $\text{C}_{18}\text{H}_{24}\text{FN}_3\text{O}_3 \cdot \text{C}_4\text{H}_4\text{O}_4$ : 56.77% C 6.06% H 9.03% N Found: 56.32% C 5.97% H 8.94% N

## EXAMPLE 133

## Methyl N-[2-(4-(6-fluoro-1,2-benzisoxazol-3-yl)-1-piperidinyl)ethyl]carbamate fumarate

A mixture of 2-[4-(6-fluoro-1,2-benzisoxazol-3-yl)-1-piperidinyl]ethylamine (2.0 gm, 7.6 mmol) and triethylamine (1.0 gm, 10 mmol) in DCM (50 ml) was treated with methyl chloroformate (860 mg, 9.12 mmol) dropwise at room temperature. The mixture was stirred for 1 hr. The reaction mixture was diluted with DCM and washed with brine. The organic solution was dried over  $\text{MgSO}_4$  and concentrated to a crude oil. The purification was done by flash chromatography over a silica gel columns (28 gm of Sorbsil C-30, eluted with DCM and MeOH/DCM). The pure oil thus obtained weighed 2.34 gm. It was converted to a fumarate salt by treatment with fumaric acid (840 mg, 1.0 eq) in ethanol. Crystallization was induced by adding drops of isopropyl ether, yield: 2.31 gm, m.p.=163°–165° C.

ANALYSIS: Calculated for  $\text{C}_{16}\text{H}_{20}\text{FN}_3\text{O}_3 \cdot \text{C}_4\text{H}_4\text{O}_4$ : 54.92% C 5.53% H 9.61% N Found: 54.49% C 5.45% H 9.24% N

## EXAMPLE 134

## Z-2-[2-[4-(6-Fluoro-1,2-benzisoxazol-3-yl)-1-piperidinyl]ethyl]hexahydro-1H-isoindole-1,3-dione fumarate

A mixture of 1-(2-aminoethyl)-4-(6-fluoro-1,2-benzisoxazol-3-yl)piperidine (3.77 gm, 14.3 mmol) and cis-1,2-cyclohexanedicarboxylic anhydride (2.82 gm, 18.2 mmol, 1.25 eq) in dry pyridine (50 ml) was heated at 65° C. for 48 hr. The dark brown solution was concentrated to dryness on a rotary evaporator. The crude residue was purified twice by flash chromatography over a silica gel column ( $\text{SiO}_2$ , 45 gm and 50 gm, eluted with DCM and 1%  $\text{CH}_3\text{OH}$  in DCM). The pure product thus obtained 2.35 gm (41%), was converted to the fumarate salt by treatment with fumaric acid (66 mg) in ethanol. The crystals after two recrystallizations weighed 1.37 gm, m.p.=172°–173° C.

ANALYSIS: Calculated for  $\text{C}_{22}\text{H}_{26}\text{FN}_3\text{O}_3 \cdot \text{C}_4\text{H}_4\text{O}_4$ : 60.57% C 5.87% H 8.15% N Found: 60.40% C 5.55% H 7.82% N

## EXAMPLE 135

## (S)-(+)-3-[4-(6-Fluoro-1,2-benzisoxazol-3-yl)-1-piperidinyl]-2-methyl-1-propanol fumarate

A mixture of 4-(6-fluoro-1,2-benzisoxazol-3-yl)piperidine (7.2 gm, 32.7 mmol). (S)-(+)-3-bromo-2-methyl-1-propanol (5.0 gm, 32.6 mmol),  $\text{K}_2\text{CO}_3$  (7.19 gm, 52 mmol) in acetonitrile (250 ml) was heated at reflux overnight. The insolubles were filtered off. The solvent was removed at reduced pressure and the crude residue was purified by silica gel chromatography ( $\text{SiO}_2$ , 84 gm, eluted with 21 of 1%  $\text{CH}_3\text{OH}$  in DCM) to give the target compound as an off-white solid (8.83 gm, 94%). A sample of 1.7 gm was converted to the fumarate salt by treatment with fumaric

97

acid (710 mg) in ethanol. Recrystallization from ethanol yielded 1.74 gm of white crystals, m.p.=119°–121° C.

ANALYSIS: Calculated for  $C_{20}H_{25}FN_2O_6$ : 58.82% C 6.17% H 6.86% N Found: 58.81% C 6.24% H 6.76% N

## EXAMPLE 136

## 4-(6-Fluoro-1,2-benzisoxazol-3-yl)-1-[3-(1-piperidinyl)propyl]piperidine difumarate

A mixture of 4-(6-fluoro-1,2-benzisoxazol-3-yl) piperidine (3.0 gm, 13.6 mmol), N-(3-chloropropyl) piperidine hydrochloride (4.05 gm, 20.4 mmol),  $K_2CO_3$  (6 gm, 43.4 mmol), tetrabutyl-ammonium hydrogen sulfate (phase transfer catalyst, 2.3 gm) in acetonitrile (100 ml) and water (15 ml) was heated at reflux for 16 hr. The mixture was washed with brine and the layers were separated. The organic solution was concentrated. The crude product (6.4 gm) was purified by flash chromatography over a silica gel column (55 gm, sorbsil C-30; eluted with 2%  $CH_3OH$ :0.5% DEA in DCM, 1.41). The oil thus purified (4.5 gm) was treated with fumaric acid (1.6 gm) in ethanol. The solid was collected: weight 3.1 gm, m.p.178°–118° C. Recrystallization from ethanol yielded 2.28 gm of white crystals. mp=190°–192° C.

ANALYSIS: Calculated for  $C_{20}H_{24}FN_3O_2C_4H_4O_4$ : 58.22% C 6.28% H 7.27% N Found: 58.39% C 6.36% H 7.34% N

## EXAMPLE 137

## 1-(3-Dimethylaminopropyl)-4-(6-fluoro-1,2-benzisoxazol-3-yl)piperidine difumarate

A mixture of 6-fluoro-3-(4-piperidinyl)-1,2-benzisoxazole (3.05 gm, 13.8 mmol), 3-dimethylaminopropyl chloride hydrochloride (3.4 gm, 21 mmol),  $K_2CO_3$  (6.2 gm 45 mmol), tetrabutylammonium hydrogen sulfate (phase transfer catalyst, 1.5 gm) in acetonitrile (100 ml) and water (50 ml) was heated at 60° C. overnight. The aqueous phase was separated, and acetonitrile was removed at reduced pressure. The residue was extracted into DCM. The organic solution was washed with  $H_2O$  and brine, then dried with  $MgSO_4$ . The solvent was removed and the crude product (4.3 gm) was treated with fumaric acid (1.58 gm, 1.0 eq) in dilute ethanol. The crystals were collected (2.53 gm), m.p.=192°–194° C. Recrystallization from ethanol yielded 2.08 gm of white crystals, mp=194°–195° C.

ANALYSIS: Calculated for  $C_{17}H_{24}FN_3O_2C_4H_4O_4$ : 55.86% C 6.00% H 7.82% N Found: 56.11% C 5.94% H 7.86% N

## EXAMPLE 138

## (R)-(-)-3-[4-(6-Fluoro-1,2-benzisoxazol-3-yl)-1-piperidinyl]-2-methyl-1-propanol fumarate

A mixture of 4-(6-fluoro-1,2-benzisoxazol-3-yl)piperidine (14.5 gm, 65 mmol),  $K_2CO_3$  (10 gm, 72 mmol), (R)-(-)-3-bromo-2-methyl-1-propanol (10 gm, 65.3 mmol), tetrabutylammonium hydrogen sulfate (1.27 gm, phase transfer catalyst) in acetonitrile (300 ml) and  $H_2O$  (5 ml) was heated at reflux for 6 hr. The mixture was cooled and the solvent was removed on rotary evaporator. The residue was extracted into methylene chloride (DCM), and the insolubles were filtered. After concentration of the extract, the crude product was purified by flash chromatography over a silica gel column ( $SiO_2$ , 150 gm; eluted with DCM, 11; 2%

98

$CH_3OH$  in DCM, 1.61). The material thus purified weighed 17 gm (89%). The sample for testing was prepared by treatment of a sample (2.28 gm) with fumaric acid (953 mg) in ethanol. The crystals formed slowly upon addition of isopropyl ether. These were collected and dried weight 1.84 gm, m.p.=114°–115° C.

Elemental ANALYSIS: Calculated for  $C_{16}H_{21}FN_2O_2.C_4H_4O_4$ : 58.82% C 6.17% H 6.86% N Found: 58.48% C 6.08% H 6.57% N

## EXAMPLE 139

## 3-[1-[3-[4-(1-Methoxyethyl)-2-hydroxyphenoxy]propyl]-4-piperidinyl]-6-fluoro-1,2-benzisoxazole

A mixture of 6-fluoro-3-(4-piperidinyl)-1,2-benzisoxazole (5.7 g, 26.0 mmol), 4-(3-chloropropoxy)-3-hydroxy- $\alpha$ -methylbenzenemethanol (6.0 g, 26.0 mmol),  $NaHCO_3$  (2.4 g, 28.6 mmol), KI(200 mg) and  $CH_3CN$  (150 ml) was stirred at reflux under  $N_2$  for 17 hours. A TLC showed a trace of the alkylating side chain, therefore additional 6-fluoro-3-(4-piperidinyl)-1,2-benzisoxazole (0.6 g, 2.7 mmol) and  $NaHCO_3$  (0.22 g, 2.6 mmol) was added and the reaction was refluxed 3 hours longer. The cooled reaction was concentrated and the residue was partitioned between EtOAc and  $H_2O$ . The EtOAc extract was washed with  $H_2O$  then brine and after drying with  $MgSO_4$  the extract was concentrated to yield 11.9 g of a beige oil. The sample was purified by preparative HPLC (Water's Associates Prep LC/System 500 utilizing 2 silica gel columns and eluting with 5% MeOH— $CH_2Cl_2$ ). Concentration of later fractions afforded 4.2 g of 4-[3-[4-(6-fluoro-1,2-benzisoxazol-3-yl)-1-piperidinyl]propoxy]-3-hydroxy- $\alpha$ -methylbenzenemethanol. Concentration of earlier fractions gave 4.0 g of a mixture of 4-[3-[4-(6-fluoro-1,2-benzisoxazol-3-yl)-1-piperidinyl]propoxy]-3-hydroxy- $\alpha$ -methylbenzenemethanol and 3-[1-[3-[4-(1-methoxyethyl)-2-hydroxyphenoxy]propyl]-4-piperidinyl]-6-fluoro-1,2-benzisoxazole (the latter was apparently formed by the reaction of the former with MeOH on silica gel).

The mixture was dissolved in anhydrous  $Et_2O$  (330 ml) and anhydrous MeOH (100 ml) and ethereal HCl was added. After stirring 1.5 hours, anhydrous  $Et_2O$  was added and the resultant solid was collected and dried to yield 2.9 g of a mixture of the respective HCl salts. The solid was suspended in  $H_2O$  and was basified with  $NH_4OH$ . The aqueous mixture was extracted with  $CH_2Cl_2$  and the extract was washed with  $H_2O$ , dried with  $MgSO_4$  and concentrated to yield 2.7 g of a light beige oil. The oil was purified by preparative HPLC (Water's Associates Prep LC/System 500 using 2 silica gel columns and 3% MeOH— $CH_2Cl_2$  as eluent). Concentration of later fractions yielded 0.5 g of 4-[3-[4-(6-fluoro-1,2-benzisoxazol-3-yl)-1-piperidinyl]propoxy]-3-hydroxy- $\alpha$ -methylbenzenemethanol. Concentration of earlier fractions gave an oil that solidified upon standing. The product was triturated with heptane and filtered to yield 1.2 g of a white powder. The compound was recrystallized from EtOH to provide 1.1 g (10%) of -[1-[3-[4-(1-methoxyethyl)-2-hydroxyphenoxy]propyl]-4-piperidinyl]-6-fluoro-1,2-benzisoxazole as clean white crystals m.p.=98°–100° C.

ANALYSIS: Calculated for  $C_{24}H_{29}FN_2O_4$ : 67.27% C 6.82% H 6.54% N Found 67.18% C 6.84% H 6.54% N

## EXAMPLE 140

## 6-Fluoro-3-[1-[3-[(1H-indol-5-yl)oxy]propyl]-4-piperidinyl]-1,2-benzisoxazole

A mixture of 6-fluoro-3-(4-piperidinyl)-1,2-benzisoxazole (2.6 g, 11.8 mmol),  $K_2CO_3$  (1.6 g, 11.6

mmol), KI (200 mg), 5-(3-chloropropoxy)indole (2.2 g, 10.5 mmol) and CH<sub>3</sub>CN (100 ml) was stirred at reflux under N<sub>2</sub> for 18 hours. The cooled reaction was poured into H<sub>2</sub>O and the aqueous mixture was extracted with EtOAc. The EtOAc extract wash washed 2 times with H<sub>2</sub>O, 2 times with brine and after drying with MgSO<sub>4</sub> the solvent was removed in vacuo to yield 5.1 g of a dark oil. The oil was purified by preparative HPLC (Water's Associates Prep LC/System 500, using 2 silica gel columns and 4% MeOH—CH<sub>2</sub>Cl<sub>2</sub> as eluent) to afford 2.65 g (65%) of a beige solid. Recrystallization from ethanol gave 2.2 g (54%) of a beige powder, m.p.=118°–121° C.

ANALYSIS: Calculated for C<sub>25</sub>H<sub>24</sub>FN<sub>3</sub>O<sub>2</sub>: 70.21% C 6.15% H 10.68% N Found: 69.80% C 6.21% H 10.78% N

## EXAMPLE 141

## 6-Fluoro-3-[1-[3-[(isoquinol-5-yl)oxy]propyl]-4-piperidinyl]-1,2-benzisoxazole sesquifumarate

A stirred mixture of 6-fluoro-3-(4-piperidinyl)-1,2-benzisoxazole (2.8 g, 0.013 mol), 5-(3-chloropropoxy)isoquinoline (2.8 g, 0.013 mol), K<sub>2</sub>CO<sub>3</sub> (1.7 g) and CH<sub>3</sub>CN (50 ml) was refluxed for 16 h. The reaction was filtered and the filtrate was concentrated to an oil. The filter cake was treated with H<sub>2</sub>O, and the aqueous suspension was extracted with CH<sub>2</sub>Cl<sub>2</sub>. The filtrate was also extracted with CH<sub>2</sub>Cl<sub>2</sub>, and the extracts were combined, washed (H<sub>2</sub>O), dried (K<sub>2</sub>CO<sub>3</sub>) and concentrated to yield 5.4 g of a brown oil. The oil was purified by HPLC on silica gel columns, eluting with CH<sub>2</sub>Cl<sub>2</sub>/MeOH (5%), to afford 2.3 g of a yellow oil. The oil was dissolved in EtOAc and fumaric acid (0.66 g, 1 eq) was added. The mixture was refluxed briefly, and then stirred at ambient temperature for 16 h. The resulting white solid was collected to afford 2.2 g of the fumarate salt. The compound was recrystallized from DMF to yield 1.4 g (18.6%) of the isoquinoline as a sesquifumarate, m.p.=213°–215° C.

ANALYSIS: Calculated for C<sub>30</sub>H<sub>30</sub>FN<sub>3</sub>O<sub>8</sub>: 62.17% C 5.22% H 7.25% N Found: 62.01% C 5.11% H 7.28% N

## EXAMPLE 142

## 6-Fluoro-3-[1-[3-[(1-H-indol-4-yl)oxy]propyl]-4-piperidinyl]-1,2-benzisoxazole

A mixture of 6-fluoro-3-(4-piperidinyl)-1,2-benzisoxazole (3.5 g, 16 mmol), K<sub>2</sub>CO<sub>3</sub> (2.2 g, 16 mmol), KI (200 mg), 4-(3-chloropropoxy)indole (3.0 g, 14 mmol) and CH<sub>3</sub>CN (100 ml) was stirred at reflux under N<sub>2</sub> for 7 hours and then at ambient temperature for 68 hours. Reflux was resumed for an additional 5 hours whereupon a TLC revealed incomplete reaction. K<sub>2</sub>CO<sub>3</sub> (0.5 g, 4 mmol) was added and the reaction was stirred at reflux for 17 hours. The cooled reaction was poured into H<sub>2</sub>O and the aqueous mixture was extracted with EtOAc. The organic extract was washed with H<sub>2</sub>O and saturated NaCl and after drying over MgSO<sub>4</sub> the solvent was removed to afford 5.7 g of a beige solid. The product was purified by preparative HPLC (Water's Associates Prep LC/System 500 using 2 silica gel columns and 4% MeOH—CH<sub>2</sub>Cl<sub>2</sub> as eluent) to yield 3.4 g (61%) of a beige solid. Two consecutive recrystallizations from EtOH provided 2.3 g (41%) of a white powder, m.p.=129°–131° C.

ANALYSIS: Calculated for C<sub>23</sub>H<sub>24</sub>FN<sub>3</sub>O<sub>2</sub>: 70.21% C 6.15% H 10.68% N Found: 69.90% C 6.15% H 10.65% N

## EXAMPLE 143

## 6-Fluoro-3-[1-[3-[(6-methoxy-1H-indol-5-yl)oxy]propyl]-4-piperidinyl]-1,2-benzisoxazole hemifumarate

A mixture of 6-fluoro-3-(4-piperidinyl)-1,2-benzisoxazole (3.0 g, 14 mmol), 5-(3-chloropropoxy)-6-

methoxyindole (3.0 g, 13 mmol), K<sub>2</sub>CO<sub>3</sub> (2.1 g, 14 mmol), KI (200 mg) and CH<sub>3</sub>CN (150 ml) was stirred at reflux under N<sub>2</sub> for 48 hours. The cooled reaction was poured into H<sub>2</sub>O and the aqueous mixture was extracted with EtOAc. The EtOAc extract was washed with H<sub>2</sub>O and brine and was dried with MgSO<sub>4</sub>. Removal of the solvent in vacuo gave 5.6 g of a dark oil. The oil was purified by preparative HPLC (Water's Associates Prep LC/System 500 using 2 silica gel columns and 2% Et<sub>2</sub>NH—EtOAc as eluent) to yield 2.5 g (47%) of a beige solid. Recrystallization from EtOH afforded 2.0 g of an off white powder. A 1.8 g (4 mmol) sample was dissolved in warm EtOAc and fumaric acid (0.5 g, 4 mmol) was added. The reaction was stirred at ca 40° C. for 30 minutes and was then allowed to gradually cool to ambient temperature. The resultant hemifumarate salt was collected and dried to yield 2.0 g. The product was recrystallized from EtOH to provide 1.5 g (25%) of a light beige powder m.p.=186°–188° C.

ANALYSIS: Calculated for C<sub>26</sub>H<sub>28</sub>FN<sub>3</sub>O<sub>5</sub>: 64.84% C 5.87% H 8.73% N Found: 64.22% C 5.85% H 8.55% N

## EXAMPLE 144

## 1-[4-[3-[4-(6-Fluoro-1,2-benzisothiazol-3-yl)-1-piperidinyl]propoxy]-3-hydroxyphenyl]ethanone

A mixture of 6-fluoro-3-(4-piperidinyl)-1,2-benzisothiazole (2.4 g, 10.1 mmol), 1-[4-(3-chloropropoxy)-3-hydroxyphenyl]ethanone (2.5 g, 11.1 mmol), NaHCO<sub>3</sub> (0.94 g, 11.1 mmol), KI (100 mg) and CH<sub>3</sub>CN (100 ml) was stirred at reflux under N<sub>2</sub> for 65 hours. The cooled reaction was poured into H<sub>2</sub>O and the aqueous mixture was extracted with EtOAc. The EtOAc extract was washed with H<sub>2</sub>O (1×) and brine (3×) and after drying with MgSO<sub>4</sub> the solvent was evaporated to give 4.2g of a dark solid. Three consecutive recrystallizations from EtOH provided 2.1 g (48%) of glittery beige crystals m.p.=135°–137° C.

ANALYSIS: Calculated for C<sub>25</sub>H<sub>25</sub>FN<sub>2</sub>O<sub>3</sub>S: 64.47% C 5.88% H 6.54% N Found: 64.44% C 5.69% H 6.29% N

## EXAMPLE 145

4-[3-[4-(6-Fluoro-1,2-benzisothiazol-3-yl)-1-piperidinyl]propoxy]-3-methoxy- $\alpha$ -methylbenzenemethanol

To a stirred solution of 1-[4-[3-[4-(6-fluoro-1,2-benzisothiazol-3-yl)-1-piperidinyl]propoxy]-3-methoxyphenyl]ethanone (4.1 g, 9.3 mmol) in 60 ml MeOH—THF (1:1) under N<sub>2</sub> at ambient temperature, NaBH<sub>4</sub> (0.386g, 10.2 mmol) was added portionwise. After complete addition, the reaction was stirred for 3.5 hours and was concentrated to yield a white gum. This was triturated with H<sub>2</sub>O (2×) and the aqueous fraction was decanted away. Residual water was removed under high vacuum to afford 5.0 of a white powder. The compound was taken up in boiling toluene and the insolubles were filtered away. Concentration of the toluene filtrate afforded 3.8g of a beige solid. Purification via preparative HPLC (Water's Associates prep LC/System 500, using 2 silica gel columns and 2% Et<sub>2</sub>NH—EtOAc) provided 2.7 g of a light beige solid. The product was recrystallized from EtOAc to afford 1.7g (42%) of a pure white powder, m.p.=113°–115° C.

ANALYSIS: Calculated for C<sub>24</sub>H<sub>29</sub>FN<sub>2</sub>O<sub>3</sub>S: 64.84% C 6.58% H 6.30% N Found: 64.85% C 6.44% H 6.19% N

## EXAMPLE 146

## (R)-(-)-3-[4-(6-Fluoro-1,2-benzisoxazol-3-yl)-1-piperidinyl]-2-methyl-1-propyl acetate fumarate

To a mixture of (R)-(-)-3-[4-(6-fluoro-1,2-benzisoxazol-3-yl)-1-piperidinyl]-2-methyl-1-propanol (3.2 g, 11

## 101

mmoles), triethylamine (3.2 gm, 11 mmoles) in DCM (100 ml), acetyl chloride (890 mg, 11.3 mmoles) was added dropwise at 0° C. The mixture was stirred at room temperature for 4½ hrs. The solvent was removed on a rotary evaporator. The triethylamine HCl salt was filtered off using a small amount of DCM. The crude product was dissolved in DCM was purified by flash chromatography over a silica gel column (SiO<sub>2</sub>, 30 gm; eluted with DCM and 1% CH<sub>3</sub>OH in DCM). The oil, thus purified, weighed 2.11 gm (58%). This oil was treated with a solution of fumaric acid (695 mg, 1.0 eq.) in ethanol to give the fumarate salt. Recrystallization from ethanol and isopropyl ether again yielded white crystals, 2.09 gm, m.p.=118°–120° C.

ANALYSIS: Calculated for C<sub>18</sub>H<sub>23</sub>FN<sub>2</sub>O<sub>3</sub>·C<sub>4</sub>H<sub>4</sub>O<sub>4</sub>: 58.66% C 6.04% H 6.22% N Found: 58.53% C 5.76% H 8.91% N

## EXAMPLE 147

1-(R)-(-)-[4-[3-(6-Fluoro-1,2-benzisoxazol-3-yl)-1-piperidinyl]-2-methyl-1-propoxy]-3-methoxyphenyl] ethanone fumarate

(A) (R)-(-)-3-[4-(6-fluoro-1,2-benzisoxazol-3-yl)-1-piperidinyl]-2-methyl-1-propyl methanesulfonate

To a mixture of (R)-(-)-3-[4-(6-fluoro-1,2-benzisoxazol-3-yl)-1-piperidinyl]-2-methyl-1-propanol (7.26 gm, 24.8 mmoles), triethylamine (3 ml, 30 mmoles) in methylene chloride (DCM, 120 ml), methanesulfonyl chloride (3.13 gm, 27.3 mmoles) was added dropwise at 0° C. The mixture was stirred at room temperature for 1 hr., then concentrated down to a crude mixture. Triethylamine hydrochloride salt was removed by filtration with DCM/ether as solvent. The crude oily mixture was purified with a flash chromatography column (SiO<sub>2</sub>, 90 gm; eluted with DCM). The colorless oil, which is the methanesulfonate ester, weighed 6.48 (70%), and was used directly in the following step.

(B) 1-(R)-(-)-[4-[3-[4-(6-fluoro-1,2-benzisoxazol-3-yl)-1-piperidinyl]-2-methyl-propoxy]-3-methoxyphenyl]ethanone fumarate

A solution of the above methanesulfonate (6.48 gm, 175 mmoles) in DMF (5 ml) was added in one portion to an aged (½ hr) cold mixture of acetovanillone (4.13 gm, 24.9 mmoles) and sodium hydride (670 mg, 26.5 mmoles) in DMF (40 ml) at 0° C. The resulting mixture was warmed to -50° C. briefly and stirred at room temperature for 16 hrs. The mixture was extracted into DCM (500 ml) and washed twice with water, then brine. The organic solution was dried over MgSO<sub>4</sub> and concentrated to an oil. This crude mixture was purified twice by flash chromatography over a silica gel column. The material thus purified weighed 5.37 gm. The fumarate salt was prepared by treatment of purified oil with fumaric acid (1.0 eq.) in ethanol and ether. Slightly off-white crystals were collected: 3.76 gm (38%), m.p.=141°–142° C.

ANALYSIS: Calculated for C<sub>25</sub>H<sub>29</sub>FN<sub>2</sub>O<sub>4</sub>·C<sub>4</sub>H<sub>4</sub>O<sub>4</sub>: 62.58% C 5.98% H 5.03% N Found: 62.52% C 5.75% H 4.96% N

## EXAMPLE 148

3-[4-(6-Fluoro-1,2-benzisoxazol-3-yl)-1-piperidinyl]-2,2-dimethyl-1-propanol fumarate

A mixture of 4-(6-fluoro-1,2-benzisoxazol-3-yl) piperidine (3.0 gm, 13.6 mmoles), K<sub>2</sub>CO<sub>3</sub> (12.5 gm, 17.5 mmoles), 3-bromo-2,2-dimethyl-1-propanol (3 gm, 21 mmoles, 1.5 eq.), tetrabutylammonium hydrogen sulfate (1 gm, phase transfer catalyst) in water (5 ml) and acetonitrile

## 102

(150 ml) was heated at reflux for 4 days. TLC showed a small spot for the expected product. The mixture was diluted with EtOAc (400 ml) and washed with brine. The organic solution was dried and concentrated to a dark brown mixture. The crude mixture was purified carefully by flash chromatography (SiO<sub>2</sub>, 95 gm to afford the dried pure product; 260 mg, (6%) as an oil. This oil was converted to the fumarate salt by treatment with fumaric acid (98.5 mg, 1.0 eq.) in ethanol. Recrystallization from ethanol:ether yielded 210 mg of white crystals, m.p.=144°–145° C.

ANALYSIS: Calculated for C<sub>17</sub>H<sub>23</sub>FN<sub>2</sub>O<sub>2</sub>·C<sub>4</sub>H<sub>4</sub>O<sub>4</sub>: 59.70% C 6.44% H 6.63% N Found: 59.52% C 6.38% H 6.52% N

## EXAMPLE 149

1-(S)-(+)-[4-[3-[4-(6-Fluoro-1,2-benzisoxazol-3-yl)-1-piperidinyl]-2-methyl-1-propoxy]-3-methoxyphenyl]ethanone fumarate

(A) (S)-(+)-3-[4-(6-fluoro-1,2-benzisoxazol-3-yl)-1-piperidinyl]-2-methyl-1-propyl methanesulfonate

To a mixture of (S)-(+)-3-[4-(6-fluoro-1,2-benzisoxazol-3-yl)-1-piperidinyl]-2-methyl-1-propanol (8.8 gm, 30 mmoles), triethylamine (3.2 gm, 32 mmoles) in dichloromethane (DCM, 150 ml) methanesulfonyl chloride (4 gm, 35 mmoles) was added dropwise at 0° C. over 10 minutes. The mixture was stirred at room temperature for 1 hr, then concentrated. Triethylamine HCl salt was filtered off with a little DCM as solvent. The crude oil was purified with a flash chromatography column (SiO<sub>2</sub>, 90 gm; eluted with DCM). The colorless oil thus purified weighed 5.28 gm (47%) was used immediately in the following step.

(B) 1-(S)-(+)-[4-[3-[4-(6-fluoro-1,2-benzisoxazol-3-yl)-1-piperidinyl]-2-methyl-propoxy]-3-methoxyphenyl]ethanone fumarate

A solution of (S)-(+)-3-[4-(6-fluoro-1,2-benzisoxazol-3-yl)-1-piperidinyl]-2-methyl-1-propyl methanesulfonate (5.28 gm, 14.27 mmoles) in dimethylformamide (DMF, 10 ml) was added in one portion to an aged (1 hr) cold mixture of acetovanillone (3.55 gm, 33.1 mmoles) and sodium hydride (530 mg, 22 mmoles) in DMF (35 ml) at 0° C. under N<sub>2</sub>. The reaction was stirred overnight (16 hrs.) at room temperature. The mixture was diluted with EtOAc and washed with H<sub>2</sub>O (2 times) and brine. The organic solution was dried and concentrated to an oil (9.4 gm). The crude oil mixture was purified by flash chromatography (SiO<sub>2</sub>, 60 gm). The oil thus purified weighed 4.3 gm, (68%) and was converted to the fumarate salt (fumaric acid, 1.13 gm) in ethanol. Recrystallization from ethanol gave 1.36 gm of white crystals, m.p.=163°–165° C.

ANALYSIS: Calculated for C<sub>25</sub>H<sub>29</sub>FN<sub>2</sub>O<sub>4</sub>·C<sub>4</sub>H<sub>4</sub>O<sub>4</sub>: 62.58% C 5.98% H 5.03% N Found: 62.40% C 5.84% H 4.92% N

## EXAMPLE 150

2-[4-(6-Fluoro-1,2-benzisoxazol-3-yl)-1-piperidinyl] ethyl thioacetate fumarate

To a stirred solution of 0° C. of triphenylphosphine (13.3 g, 0.05 mol) in THF (150 ml), diisopropyl-azodicarboxylate (10.2 ml, 0.05 mol) was added dropwise. After stirring at 0° C. for 0.5 h, a solution of 6-fluoro-3-[1-(2-hydroxyethyl)-4-piperidinyl]-1,2-benzisoxazole (8.5 g, 0.032 mol) and thioacetic acid (10.2 ml), 0.14 mol) in DMF (35 ml) was added dropwise. The reaction was then stirred at ambient temperature for 16 h, and then it was concentrated at 60° C. under vacuum, to yield a red oil. The oil was triturated with

## 103

H<sub>2</sub>O, and then it was flash chromatographed on silica gel, eluting first with CH<sub>2</sub>Cl<sub>2</sub> and then with 10% MeOH—CH<sub>2</sub>Cl<sub>2</sub>. The appropriate fractions were concentrated to yield 16. g of an oil. The oil was triturated with Et<sub>2</sub>O and the solid (reaction by-products) that formed was removed by filtration. The filtrate was treated with fumaric acid (4.3 g), and 7.2 g of the fumarate salt of the desired product was obtained as an off white solid. The salt was recrystallized from EtOAc and then twice from EtOH to afford 1.0 g (7.0%) of the thioacetate as an off white solid, m.p.=118°–120° C.

## EXAMPLE 151

## N-[2-[4-(6-Fluoro-1,2-benzisoxazol-3-yl)-1-piperidinyl]ethyl]-4,5-dichlorophthalimide

A mixture of 2-[4-(6-fluoro-1,2-benzisoxazol-3-yl)-1-piperidinyl]ethylamine (2.83 gm, 10.7 mmol) and 4,5-dichlorophthalic anhydride (2.56 gm, 11.93 mmol, 1.1 eq) in methylene chloride (100 ml, DCM) was stirred for 2 h, white solids precipitated and the TLC showed disappearance of the starting material. The solvent was removed, and the crude solid was loaded onto a flash chromatography column (28 gm, SiO<sub>2</sub>, sorbsil C-30, eluted with 1% MeOH in DCM; 0.5% of NH<sub>4</sub>OH was added towards the end of elution). The material thus purified weighed 2.26 gm as white crystals. Recrystallization twice from a large volume of hot ethanol (400 ml) yielded 1.57 gm of white shining crystals, m.p.=132°–134° C.

ANALYSIS: Calculated for C<sub>22</sub>H<sub>18</sub>Cl<sub>2</sub>FN<sub>3</sub>O<sub>3</sub>: 57.16% C 3.92% H 9.09% N Found: 57.13% C 3.63% H 8.93% N

## EXAMPLE 152

## N-[2-[4-(6-Fluoro-1,2-benzisothiazol-3-yl)-1-piperidinyl]ethyl]phthalimide

A stirred mixture of 6-fluoro-3-(4-piperidinyl)-1,2-benzisothiazole (4.72 g, 0.03 mole) and N-(2-bromoethyl)phthalimide (6.35 g, 0.025 mole) in 200 ml of acetonitrile is heated at reflux for 4 hours. The solids are then removed by filtration and the filtrate is concentrated under reduced pressure. The residue is purified by chromatography over silica gel to provide N-[2-[4-(6-fluoro-1,2-benzisothiazol-3-yl)-1-piperidinyl]ethyl]phthalimide.

## EXAMPLE 153

## N-[2-[4-(6-Fluoro-1,2-benzisoxazol-3-yl)-1-piperidinyl]ethyl]-3,6-dichlorophthalimide

A mixture of 2-[4-(6-fluoro-1,2-benzisoxazol-3-yl)-1-piperidinyl]ethylamine (2.44 gm, 9.24 mmoles) and 3,6-dichlorophthalic anhydride (2.01 gm; 9.27 mmoles) in dichloromethane (DCM, 50 ml) was stirred at room temperature for hr. White precipitates formed and the TLC of the reaction mixture showed that there was no starting amine remaining. The solvent was stripped down and the white solids which were poorly soluble in DCM were loaded onto a flash chromatography column. (SiO<sub>2</sub>; 30 gm) and the column was eluted with a solution of 1% CH<sub>3</sub>OH in DCM. The desired product thus obtained weighed 2.29 gm (54%). Recrystallization from hot ethanol yielded 2.15 gm of white crystals, m.p.=163°–164° C.

ANALYSIS: Calculated for C<sub>22</sub>H<sub>18</sub>Cl<sub>2</sub>FN<sub>3</sub>O<sub>3</sub>: 57.16% C 3.92% H 9.09% N Found: 57.16% C 3.64% H 9.13% N

## EXAMPLE 154

## N-[2-[4-(6-Fluoro-1,2-benzisoxazol-3-yl)-1-piperidinyl]ethyl]-4-chlorophthalimide

A stirred mixture of 2-[4-(6-fluoro-1,2-benzisoxazol-3-yl)-1-piperidinyl]ethylamine (2.63 g, 0.01 mole) and

## 104

4-chlorophthalic anhydride (1.82 g, 0.01 mole) in dichloromethane (100 ml) is stirred at room temperature for 3 hours. The solvent is removed under reduced pressure and the residual material is purified by flash chromatography. The product was purified further by recrystallization to give N-[2-[4-(6-fluoro-1,2-benzisoxazol-3-yl)-1-piperidinyl]ethyl]-4-chlorophthalimide.

## EXAMPLE 155

## N-[2-[4-(6-Fluoro-1,2-benzisoxazol-3-yl)-1-piperidinyl]ethyl]-3-fluorophthalimide

A mixture of 2-[4-(6-fluoro-1,2-benzisoxazol-3-yl)-1-piperidinyl]ethylamine (2.37 gm, 8.98 mmoles), 3-fluorophthalic acid (1.82 gm, 9.9 moles) and dicyclohexylcarbodiimide (DCC, 5.5 gm, 26.7 mmoles, 2.6 eq) in dichloromethane (DCM, 250 ml) was stirred at room temperature for 18 hrs. The solids were filtered off. The organic solution was concentrated down. The residue was purified on a flash chromatography column (SiO<sub>2</sub>, 50 gm; eluted with 1% CH<sub>3</sub>OH:99% DCM, 1.4 liter; 2–6% CH<sub>3</sub>OH:DCM, 1 liter). The desired product thus obtained weighed 2.64 gm (71%) as an off-white solid. Recrystallization from hot ethanol gave 1.41 gm of white crystals, m.p.=142°–143° C.

ANALYSIS: Calculated for C<sub>22</sub>H<sub>19</sub>F<sub>2</sub>N<sub>3</sub>O<sub>3</sub>: 64.22% C 4.66% H 10.21% N Found: 64.11% C 4.70% H 10.14% N

## EXAMPLE 156

## N-[2-[4-(6-Fluoro-1,2-benzisoxazol-3-yl)-1-piperidinyl]ethyl]-4-fluorophthalimide

A stirred mixture of 2-[4-(6-fluoro-1,2-benzisoxazol-3-yl)-1-piperidinyl]ethylamine (2.63 g, 0.01 mole) and 4-fluorophthalic anhydride (1.83 g, 0.011 mole) in dichloromethane (100 ml) is stirred at room temperature for 4 hours. The solvent is then removed under reduced pressure and the residual solids are purified by flash chromatography. The product is further purified by recrystallization to afford N-[2-[4-(6-fluoro-1,2-benzisoxazol-3-yl)-1-piperidinyl]ethyl]-4-fluorophthalimide.

## EXAMPLE 157

## N-[2-[4-(6-Fluoro-1,2-benzisoxazol-3-yl)-1-piperidinyl]ethyl]-4-methylphthalimide

A mixture of 2-[4-(6-fluoro-1,2-benzisoxazol-3-yl)-1-piperidinyl]ethylamine (2.44 gm, 9.24 mmoles), 4-methylphthalic anhydride (1.76 gm, 10.8 mmoles) and dicyclohexylcarbodiimide (2 gm, 1.0 mmoles) in dichloromethane (DCM 100 ml) was stirred at room temperature for 2 hr. The insolubles were filtered off. The DCM solution was concentrated to a crude solid. This was purified on at flash chromatography column (35 gm, SiO<sub>2</sub>, Sorbsil-C-30; eluted with 1% CH<sub>3</sub>OH in 99% DCM). The material thus purified weighed 1.0 gm (26%) as a white solid. Recrystallization from hot ethanol gave 665 mg of crystals, m.p.=138°–140° C.

ANALYSIS: Calculated for C<sub>23</sub>H<sub>22</sub>FN<sub>3</sub>O<sub>2</sub>: 67.80% C 5.44% H 10.31% N Found: 67.67% C 5.48% H 10.30% N

## EXAMPLE 158

## N-[2-[4-(6-Fluoro-1,2-benzisoxazol-3-yl)-1-piperidinyl]ethyl]-4-methoxyphthalimide

A stirred mixture of 2-[4-(6-fluoro-1,2-benzisoxazol-3-yl)-1-piperidinyl]ethylamine (2.63 g, 0.01 mole) and

## 105

4-methoxyphthalic anhydride (1.78 g. 0.01 mole) in dichloromethane (100 ml) is stirred at room temperature for 3 hours. The solvent is then removed under reduced pressure and the residual material is purified by flash chromatography. The product is purified further by recrystallization to give N-[2-[4-(6-fluoro-1,2-benzisoxazol-3-yl)-1-piperidinyl]ethyl]-4-methoxyphthalimide.

## EXAMPLE 159

## N-[2-[4-(6-Fluoro-1,2-benzisoxazol-3-yl)-1-piperidinyl]ethyl]-4-Nitrophthalimide

A stirred mixture of 2-[4-(6-fluoro-1,2-benzisoxazol-3-yl)-1-piperidinyl]ethylamine (2.63 g. 0.01 mole) and 4-nitrophthalic anhydride (1.93 g. 0.01 mole) in dichloromethane (200 ml) is stirred at room temperature for 3 hours. The solvent is then removed under reduced pressure and the residual material is purified by flash chromatography. The product is purified further by recrystallization to give N-[2-[4-(6-fluoro-1,2-benzisoxazol-3-yl)-1-piperidinyl]ethyl]-4-Nitrophthalimide.

## EXAMPLE 160

## 4-[4-(6-Fluoro-1,2-benzisoxazol-3-yl)-1-piperidinyl]-2-methyl-2-hydroxybutane fumarate

To a solution of ethyl 3-[4-(6-fluoro-1,2-benzisoxazol-3-yl)-1-piperidinyl]propionate (3.21 gm, 10 mmoles) in tetrahydrofuran (THF, 100 ml), methylmagnesium bromide (10 ml, 30 mmoles, 3M solution in ether) was added dropwise over 15 minutes at room temperature under  $N_2$ . The resulting mixture was stirred for 16 hours. The mixture was slowly hydrolyzed with aqueous  $NH_4Cl$  solution. The THF solution was diluted with EtOAc (300 ml), then was washed with water and brine. The organic solution was separated and dried over  $MgSO_4$ . After removal of solvent, the crude product was purified by flash chromatography (25 gm,  $SiO_2$  eluted with 1%  $CH_3OH$ :99% DCM). The material thus purified weighed 236 gm (77%) as white crystals. This was converted to the fumarate salt by treatment with fumaric acid (895 mg) in ethanol. Recrystallization from ethanol yielded white crystals, 2:47 gm, m.p.=156°-158° C.

ANALYSIS: Calculated for  $C_{17}H_{23}FN_2O_2 \cdot C_4H_4O_4$ : 59-70% C 6.44% H 6.63% N Found: 59.4096 C 6.27% H 6.28% N

## EXAMPLE 161

## Ethyl 3-[4-(6-fluoro-1,2-benzisoxazol-3-yl)-1-piperidinyl]propionate fumarate

A mixture of 4-(6-fluoro-1,2-benzisoxazol-3-yl) piperidine (5 gm, 22.7 mmoles),  $K_2CO_3$  (3.8 gm, 27.5 mmoles) and ethyl bromopropionate (5 gm, 27.6 mmoles, 1.2 eq) in acetonitrile (200 ml) was heated at reflux for 16 hours. The mixture was cooled and filtered. The solvent was removed, and the residue was purified on a flash chromatography column (60 gm,  $SiO_2$ , eluted with DCM). The material thus purified weighed 7.27 gm (83%). The fumarate salt was prepared by treatment of the free base (2.17 gm) with fumaric acid (820 mg, 1.0 eq) in ethanol. Recrystallization from ethanol yielded 2.49 gm of white crystals, m.p.=135°-136° C.

ANALYSIS: Calculated for  $C_{17}H_{21}FN_2O_3 \cdot C_4H_4O_4$ : 57.79% C 5.77% H 6.42% N Found: 57.86% C 5.67% H 6.30% N

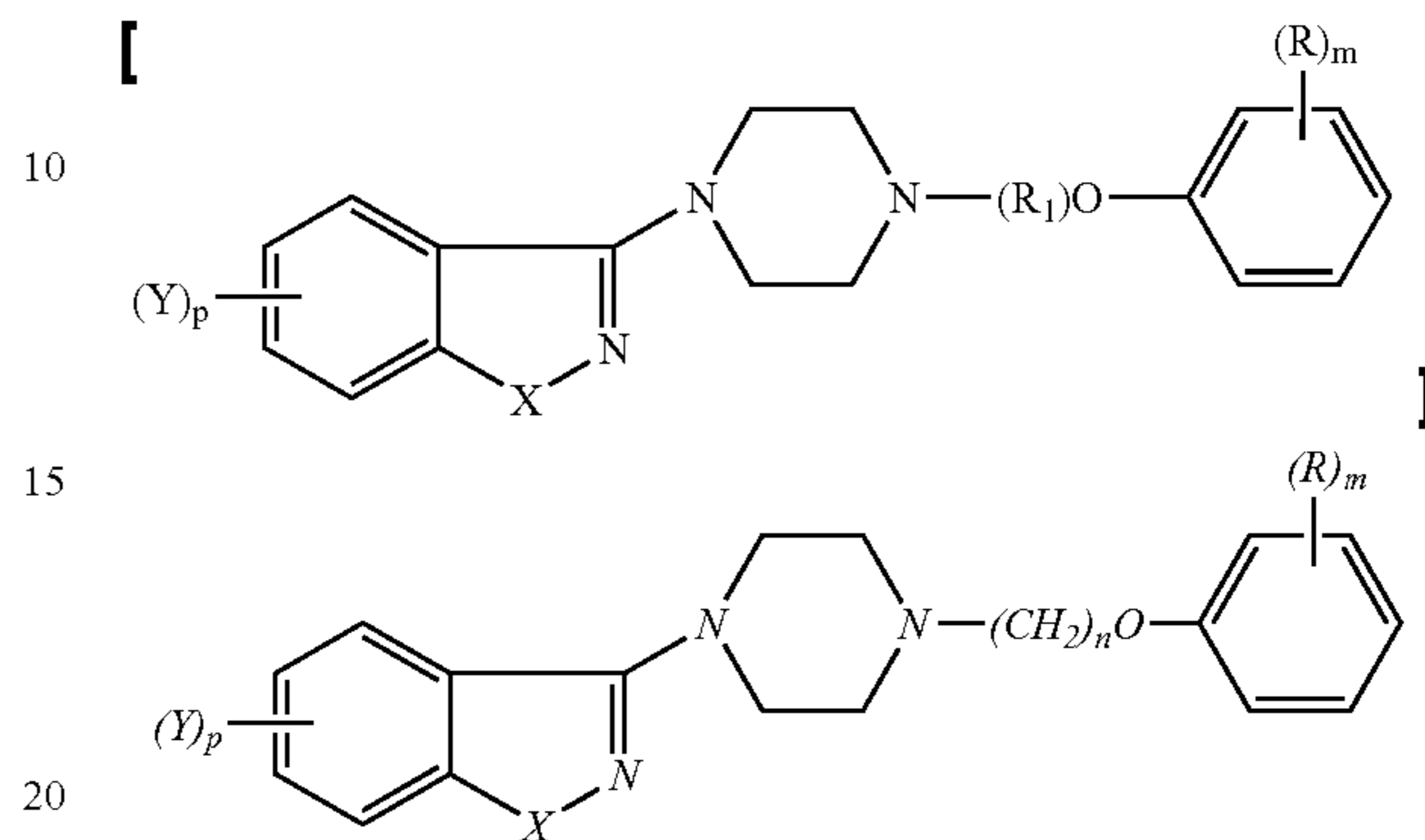
This invention thus provides a group of chemical compounds that are capable of producing antipsychotic effects

## 106

and may be capable of affecting negative symptoms of schizophrenia in a beneficial manner. In addition, many of the compounds may also have reduced tendencies to produce extrapyramidal side effects mammals.

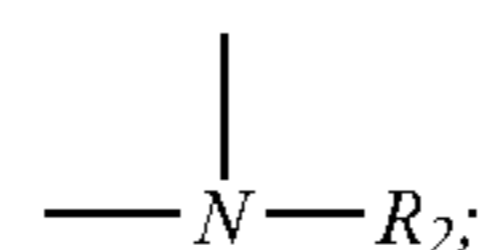
What is claimed is:

1. A compound of the formula:



wherein,

X is —O—, —S—, —NH—, [—N(R<sub>2</sub>)] or



R<sub>2</sub> is selected from the group consisting of lower alkyl, aryl lower alkyl, aryl, (C<sub>3</sub>-C<sub>10</sub>) cycloalkyl, aroyl, (C<sub>2</sub>-C<sub>11</sub>) alkanoyl, and phenylsulfonyl groups; aryl is as defined hereinafter;

p is 1 or 2;

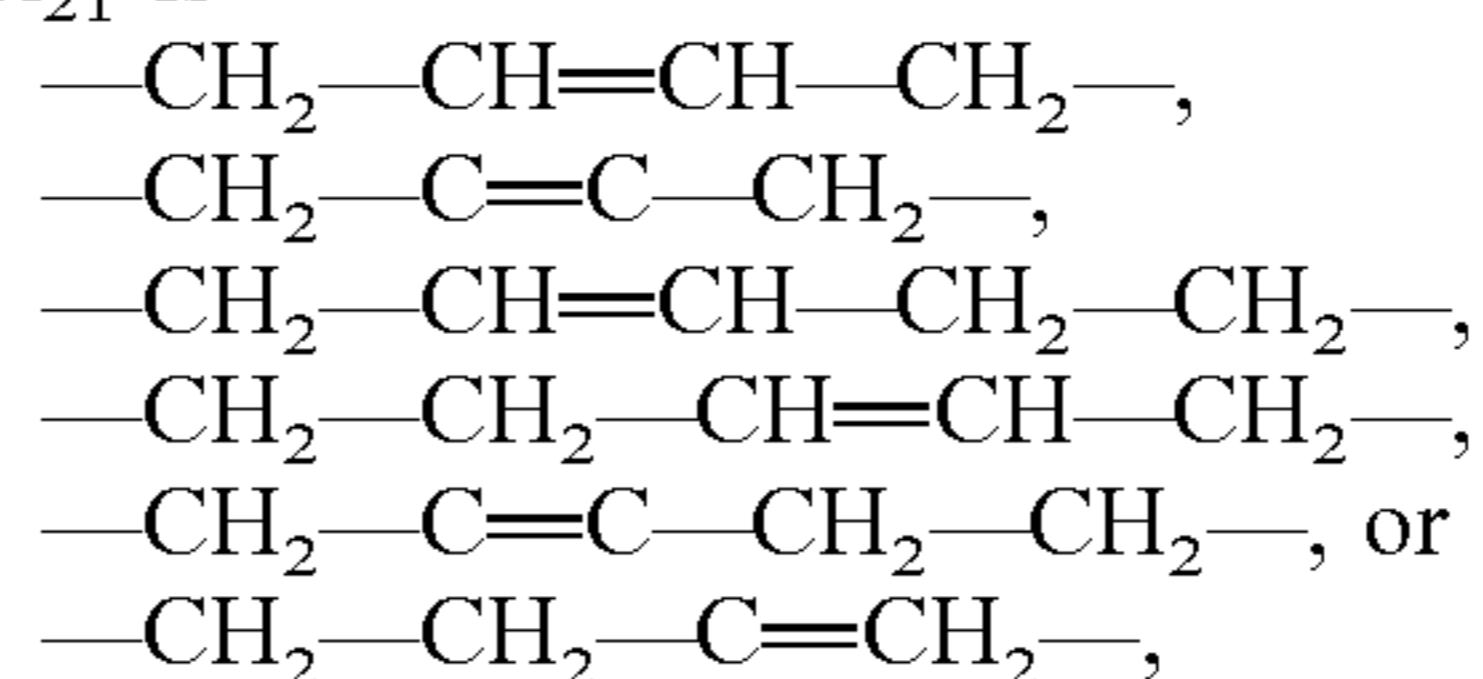
Y is hydrogen, lower alkyl, hydroxy, chlorine, fluorine, bromine, iodine, lower alkoxy, trifluoromethyl, nitro, or amino, when p is 1;

Y is lower alkoxy when p is 2 and X is —O—;

[R<sub>1</sub> is R<sub>20</sub>, R<sub>21</sub> or R<sub>22</sub>, wherein:

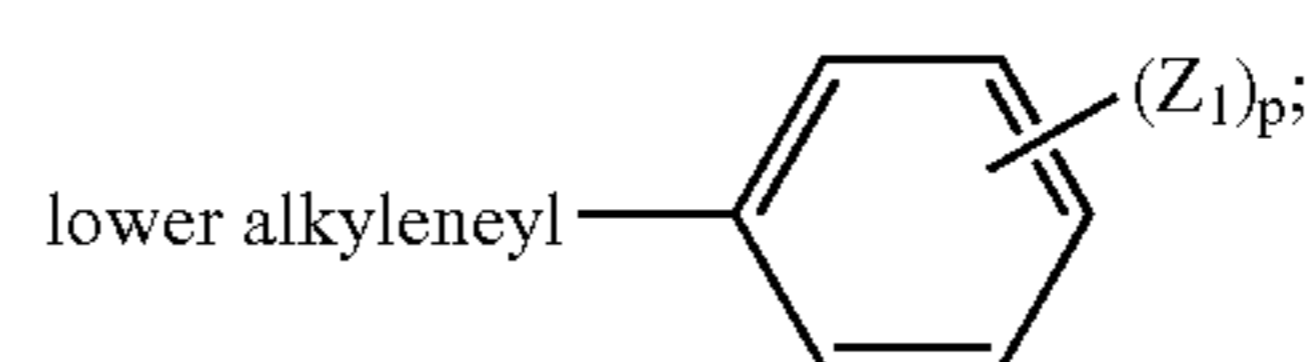
R<sub>20</sub> is —(CH<sub>2</sub>)<sub>5</sub>, where] n is 2, 3, 4, or 5;

[R<sub>21</sub> is



the —CH—CH— bond being cis or trans;

R<sub>22</sub> is R<sub>20</sub> or R<sub>21</sub> in which one or more carbon atoms of R<sub>20</sub> or R<sub>21</sub> are substituted by at least one C<sub>1</sub>-C<sub>6</sub> linear alkyl group, phenyl group, or



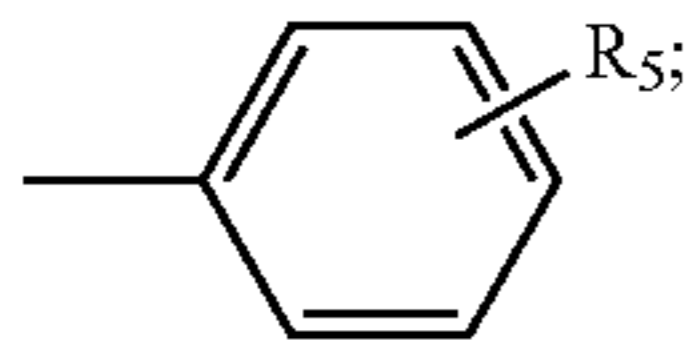
where Z<sub>1</sub> is lower alkyl, —OH, lower alkoxy, —CF<sub>3</sub>, —NO<sub>2</sub>, —NO<sub>2</sub>, or halogen, p is as previously defined;]

R is hydrogen, lower alkyl, lower alkoxy, hydroxyl, carboxyl, chlorine, fluorine, bromine, iodine, amino, lower mono or dialkylamino, nitro, lower alkyl thio, trifluoromethoxy, cyano, acylamino, trifluoromethyl, trifluoroacetyl, aminocarbonyl, [monoalkylaminocarbonyl, dialkylaminocarbonyl, formyl,]

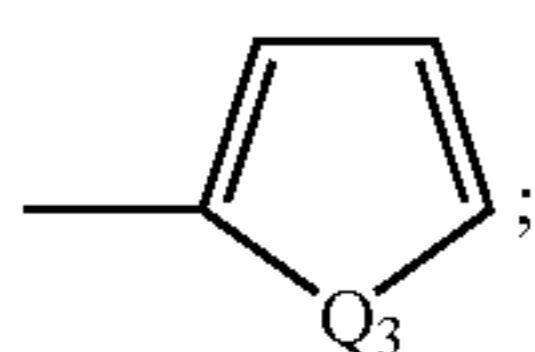
107

—C(=O)-alkyl, —C(=O)—O-alkyl, —C(=O)-aryl,  
—C(=O)-heteroaryl, *or*  
—CH(OR<sub>7</sub>)-alkyl,; [—C(=W)-alkyl, —C(=W)-aryl, *or*  
—C(=W)-heteroaryl;]

wherein alkyl is lower alkyl;  
aryl is phenyl *or*



wherein R<sub>5</sub> is hydrogen, lower alkyl, lower alkoxy,  
hydroxy, chlorine, fluorine, bromine, iodine, lower  
monoalkylamino, [lower dialkylamino,] nitro, cyano,  
trifluoromethyl, or trifluoromethoxy;  
heteroaryl is



Q<sub>3</sub> is —O—, —S—, —NH—, *or* —CH=N—;

[W is CH<sub>2</sub> or CHR<sub>8</sub> or N—R<sub>9</sub>;]

R<sub>7</sub> is hydrogen, lower alkyl, *or* [alkanoyl]; *lower alkyl*—  
(C=O)—;

[R<sub>8</sub> is lower alkyl;

R<sub>9</sub> is hydroxy, alkoxy, *or* —NRF<sub>10</sub>; and

R<sub>10</sub> is hydrogen, lower alkyl, C<sub>1</sub>–C<sub>3</sub> acyl, aryl,

—C(=O)-aryl *or* —C(=O)-heteroaryl,

where aryl and heteroaryl are as defined above;] and

m is 1, 2, *or* 3;

with the exclusion of compounds wherein X is O *or* S, Y  
is hydrogen, and R is hydrogen, [C<sub>1</sub>=14 C<sub>4</sub>] C<sub>1</sub>–C<sub>4</sub>  
alkyl, chlorine, fluorine, bromine, iodine, cyano, C<sub>1</sub>–C<sub>4</sub>  
alkoxy, *or* —COOR<sub>23</sub> where R<sub>23</sub> is *H or* C<sub>1</sub>–C<sub>4</sub> alkyl;

with the exclusion of compounds wherein X is —S—, [R<sub>1</sub>  
is R<sub>20</sub>]; R is H, and m=1;

[all geometric, optical, and stereoisomers thereof,] *or* a  
pharmaceutically acceptable acid addition salt thereof.

2. A compound as claimed in claim 1, wherein X is  
—O—, —S—, *or* —NH—.

3. A compound as claimed in claim 1, wherein Y is  
hydrogen, chlorine, bromine, *or* fluorine.

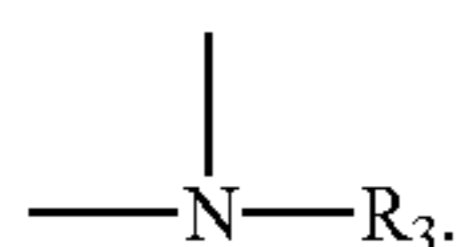
4. A compound as claimed in claim 1, wherein n is 2, 3,  
*or* 4.

5. A compound as claimed in claim 1, wherein X is —O—  
—.

6. A compound as claimed in claim 1, wherein X is —S—.

7. A compound as claimed in claim 1, wherein X is  
—NH—.

8. A compound as claimed in claim 1, wherein X is



9. A compound as claimed in claim 1, wherein X is  
—O—, —S—, *or* —NH—; Y is H, Cl, F, *or* CF<sub>3</sub>; R is  
selected from the group consisting of hydrogen, C<sub>1</sub>–C<sub>3</sub>  
alkyl, C<sub>1</sub>–C<sub>3</sub> alkoxy, —OH, Cl, F, Br, I [acyl,] C<sub>1</sub>–C<sub>3</sub>  
monoalkylamino, acylamino, [—NO<sub>2</sub>—,]—NO<sub>2</sub>, OCF<sub>3</sub>,  
*and* —CF<sub>3</sub>; and n is 2, 3, *or* 4.

10. A compound as claimed in claim 9, wherein the  
substituent Y is in the 5- *or* 5-position.

108

11. A compound as claimed in claim 10, wherein m is 2.

12. A compound as claimed in claim 10, wherein n is 3.

13. A compound as claimed in claim 10, wherein p is 1.

14. A compound as claimed in claim 1, which is 1-[4-[3-  
5 [4-(1H-indazol-3-yl)-1-piperazinyl]propoxy]-3-  
methoxyphenyl]ethanone *or* a pharmaceutically acceptable  
acid addition salt thereof.

15. A compound as claimed in claim 1, which is 1-[4-[4-  
10 [4-(1H-indazol-3-yl)-1-piperazinyl]butoxy]-3-  
methoxyphenyl]ethanone fumarate *or* a pharmaceutically  
acceptable acid addition salt thereof.

16. A compound as claimed in claim 1, which is 1-[4-(3-  
[4-(6-fluoro-1H-indazol-3-yl)-1-piperazinyl]propoxy]-3-  
methoxyphenyl]ethanone *or* it pharmaceutically acceptable  
acid addition salt thereof.

17. A compound as claimed in claim 1, which is 1-[4-[4-  
[4-(6-fluoro-1H-indazol-3-yl)-1-piperazinyl]butoxy]-3-  
methoxyphenyl]ethanone *or* a pharmaceutically acceptable  
acid addition salt thereof.

18. A compound as claimed in claim 1, which is 1-[4-[3-  
20 [4-(6-chloro-1H-indazol-3-yl)-1-piperazinyl]propoxy]-3-  
methoxyphenyl]ethanone *or* a pharmaceutically acceptable  
acid addition salt thereof.

19. A compound as claimed in claim 1, which is 1-[4-[4-  
25 [4-(1,2-benzisothiazol-3-yl)-1-piperazinyl]butoxy]-3-  
methoxyphenyl]ethanone *or* a pharmaceutically acceptable  
acid addition salt thereof.

20. A compound as claimed in claim 1, which is 1-[4-[3-  
30 [4-(1-benzoyl-6-fluoro-1H-indazol-3-yl)-1-piperazinyl]-  
propoxy]-3-methoxyphenyl]ethanone sesquifumarate *or* a  
pharmaceutically acceptable acid addition salt thereof.

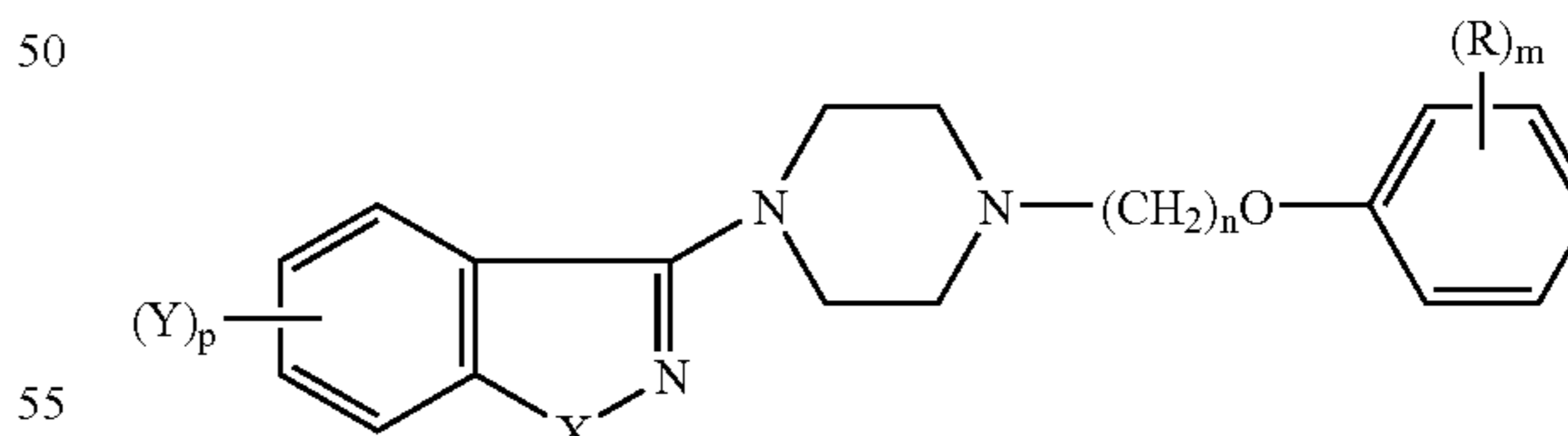
21. A compound as claimed in claim 1, which is 1-[4-[4-  
[4-(6-chloro-1H-indazol-3-yl)-1-piperazinyl]butoxy]-3-  
methoxyphenyl]ethanone *or* a pharmaceutically acceptable  
acid addition salt thereof.

22. A compound as claimed in claim 1, which is 1-[4-[3-  
[4-(1,2-benzisothiazol-3-yl)-1-piperazinyl]propoxy]-3-  
methoxyphenyl]ethanone hemifumarate *or* a pharmaceuti-  
cally acceptable acid addition salt thereof.

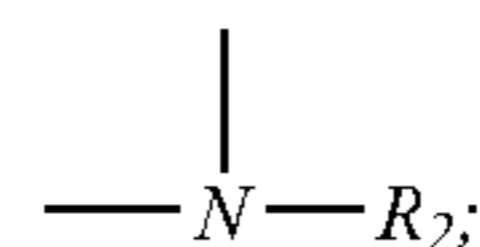
23. A compound as claimed in claim 1, which is 1-[4-[2-  
40 (4-(1,2-benzisothiazol-3-yl)-1-piperazinyl)ethoxy]-3-  
methoxyphenyl]ethanone *or* a pharmaceutically acceptable  
acid addition salt thereof.

24. A compound as claimed in claim 1, which is 1-[4-[2-  
45 [4-(6-chloro-1H-indazol-3-yl)-1-piperazinyl]ethoxy]-3-  
methoxyphenyl]ethanone *or* a pharmaceutically acceptable  
acid addition salt thereof.

25. A compound of the formula:



wherein X is —O—, —S—, —NH—, *or* [—N—R<sub>2</sub>]



p is 1 *or* 2;

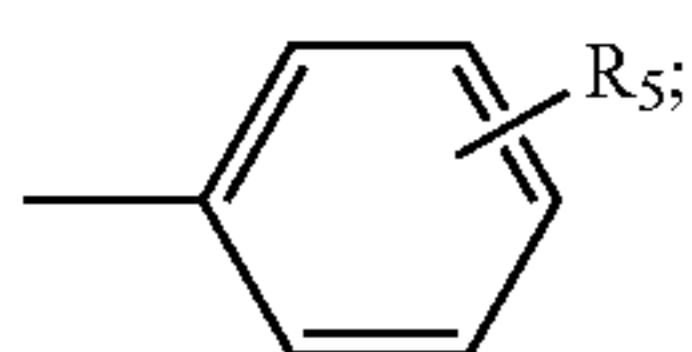
Y is hydrogen, Cl, Br, *or* F when p is 1;

Y is lower alkoxy [or halogen] when p is 2 and X is  
—O—;

## 109

R<sub>2</sub> is selected from the group consisting of lower alkyl, aryl lower alkyl, aryl, (C<sub>3</sub>-C<sub>10</sub>) cycloalkyl, aroyl, (C<sub>2</sub>-C<sub>11</sub>) alkanoyl, and [phenyl sulfonyl] *phenylsulfonyl* groups;

aryl is phenyl or



wherein R<sub>5</sub> is hydrogen, lower alkyl, lower alkoxy, hydroxy, chlorine, fluorine, bromine, iodine, lower monoalkylamino, [lower dialkylamino,] nitro, cyano, trifluoromethyl, or trifluoromethoxy;

n is 2, 3, or 4;

R is hydrogen, C<sub>1</sub>-C<sub>3</sub> alkyl, C<sub>1</sub>-C<sub>3</sub> alkoxy, hydroxyl, [acyl, (C<sub>2</sub>-C<sub>11</sub>) alkanoyl,] Cl, F, Br, I, amino, C<sub>1</sub>-C<sub>3</sub> mono- or dialkylamino, acylamino, —NO<sub>2</sub>, —OCF<sub>3</sub>, —CF<sub>3</sub>, —C(=O)-alkyl, or —CH(OR<sub>7</sub>)-alkyl

alkyl is lower alkyl;

R<sub>7</sub> is hydrogen, lower alkyl, or aryl; and

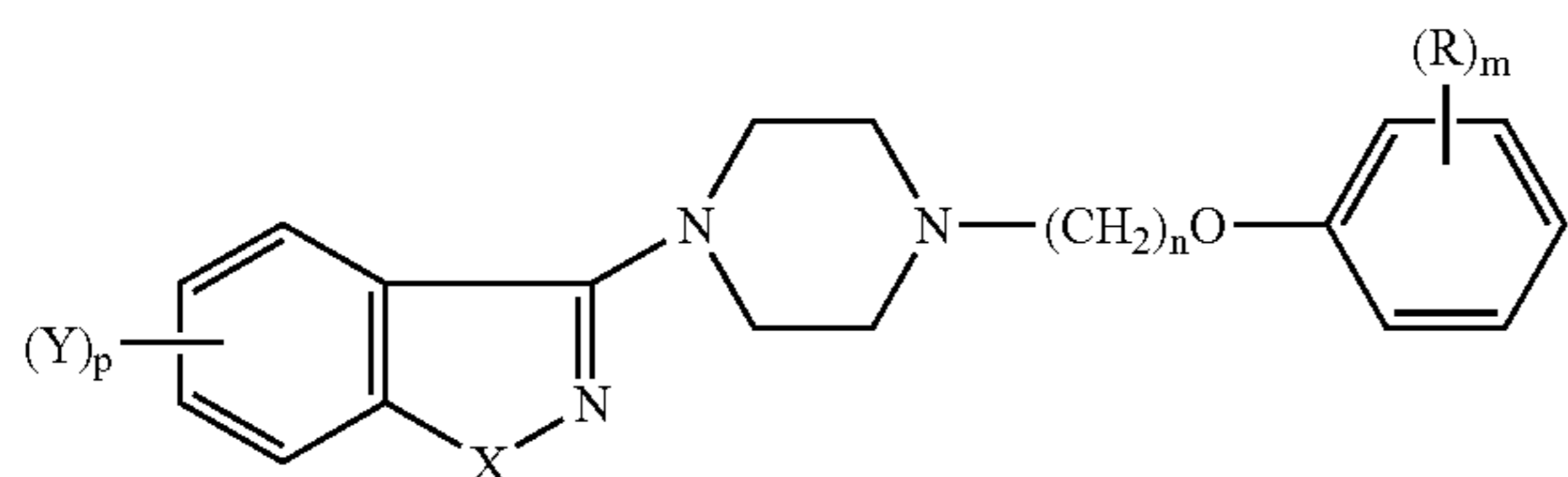
m is 1, 2, or 3;

with the exclusion of compounds wherein X is —O— or —S—, Y is hydrogen, and R is hydrogen, C<sub>1</sub>-C<sub>3</sub> alkyl, chlorine, fluorine, bromine, iodine, or C<sub>1</sub>-C<sub>3</sub> alkoxy;

with the exclusion of compounds wherein X is —S—, R is H, and m=1;

or a pharmaceutically acceptable acid addition salt thereof.

26. A compound of the formula;



wherein X is —O—

p is 1 or 2;

Y is hydrogen, hydroxy, Cl, Br, or F, when p is 1;

Y is lower alkoxy, hydroxy, or halogen when p is 2;

n is 2, 3, or 4;

R is hydrogen, C<sub>1</sub>-C<sub>3</sub> alkyl, C<sub>1</sub>-C<sub>3</sub> alkoxy, hydroxyl, [acyl, (C<sub>2</sub>-C<sub>11</sub>) alkanoyl,] Cl, F, Br, I, amino, C<sub>1</sub>-C<sub>3</sub> mono- or dialkylamino, acylamino, —NO<sub>2</sub>, —OCF<sub>3</sub>, —CF<sub>3</sub>, —C(=O)-alkyl, or —CH(OR<sub>7</sub>)-alkyl [.]

alkyl is lower alkyl;

R<sub>7</sub> is hydrogen, lower alkyl, or acyl; and

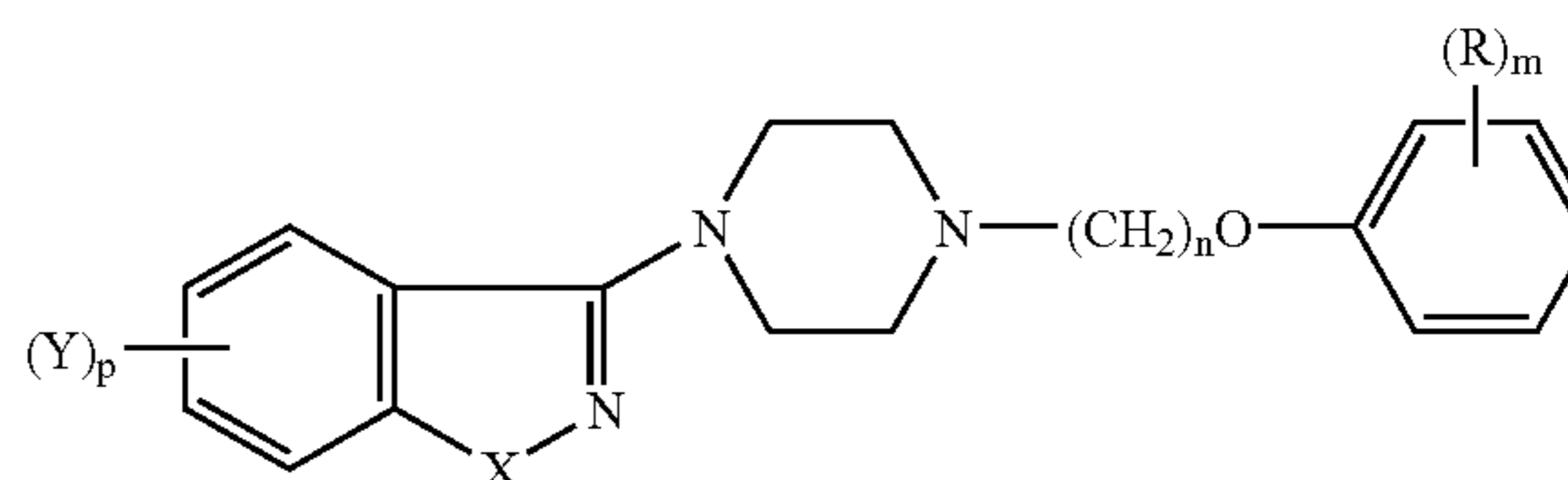
m is 1, 2, or 3;

with the exclusion of compounds wherein Y is hydrogen, C<sub>1</sub>-C<sub>3</sub> alkyl, chlorine, fluorine, bromine, iodine, or C<sub>1</sub>-C<sub>3</sub> alkoxy;

or a pharmaceutically acceptable acid addition salt thereof.

## 110

27. A compound of the formula:



wherein X is —S—;

p is 1 [or 2];

Y is hydrogen, Cl, Br, or F, when p is 1;

[Y is lower alkoxy or halogen when p is 2;]

n is 2, 3, or 4;

R is hydrogen, C<sub>1</sub>-C<sub>3</sub> alkyl, C<sub>1</sub>-C<sub>3</sub> alkoxy, hydroxyl, [acyl, (C<sub>2</sub>-C<sub>11</sub>) alkanoyl,] Cl, F, Br, I, amino, C<sub>1</sub>-C<sub>3</sub> mono- or dialkylamino, acylamino, —NO<sub>2</sub>, —OCF<sub>3</sub>, —CF<sub>3</sub>, —C(=O)-alkyl, or —CH(OR<sub>7</sub>)-alkyl [.]

alkyl is lower alkyl;

R<sub>7</sub> is hydrogen, lower alkyl, or aryl; and

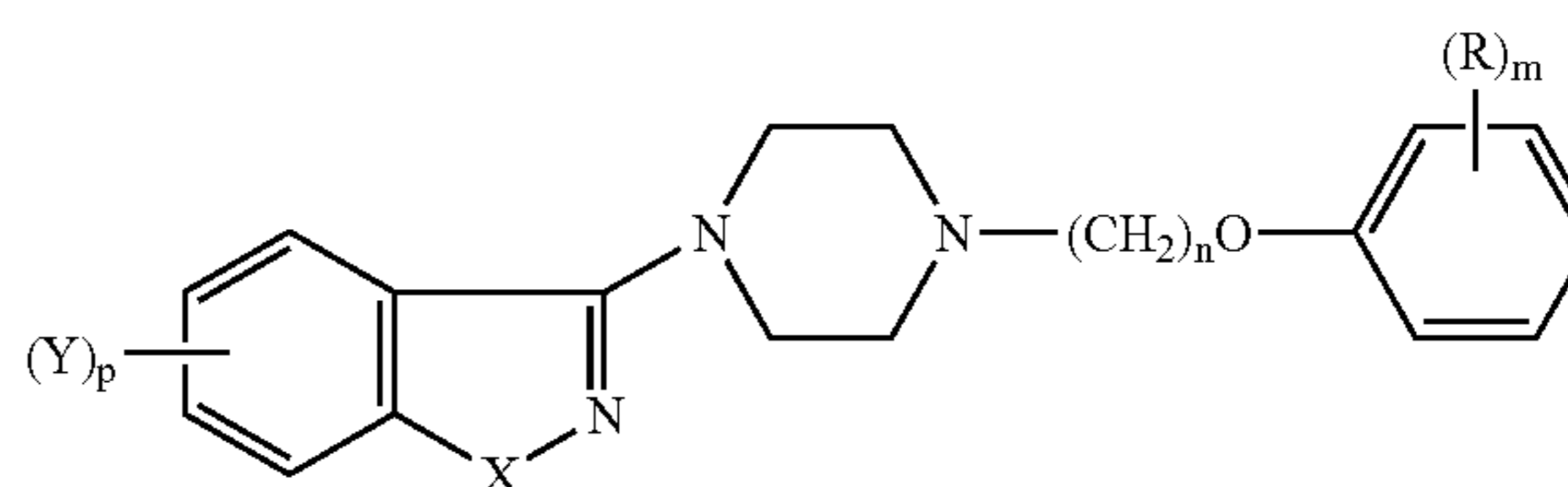
m is 1, 2, or 3;

with the exclusion of compounds wherein Y is hydrogen and R is hydrogen, C<sub>1</sub>-C<sub>3</sub> alkyl, chlorine, fluorine, bromine, iodine, or C<sub>1</sub>-C<sub>3</sub> alkoxy;

with the exclusion of compounds wherein R is H, and m=1;

or a pharmaceutically acceptable acid addition salt thereof.

28. A compound of the formula:



wherein X is —NH—;

p is 1 [or 2];

Y is hydrogen, Cl, Br, or F, when p is 2;

[Y is lower alkoxy or halogen when p is 2;]

n is 2, 3, or 4;

R is hydrogen, C<sub>1</sub>-C<sub>3</sub> alkyl, C<sub>1</sub>-C<sub>3</sub> alkoxy, hydroxyl, [acyl, (C<sub>2</sub>-C<sub>11</sub>) alkanoyl,] Cl, F, Br, I, amino, C<sub>1</sub>-C<sub>3</sub> mono- or dialkylamino, acylamino, —NO<sub>2</sub>, —OCF<sub>3</sub>, —CF<sub>3</sub>,

—C(=O)-alkyl, or —CH(OR<sub>7</sub>)-alkyl [.]

alkyl is lower alkyl;

R<sub>7</sub> is hydrogen, lower alkyl, or acyl; and

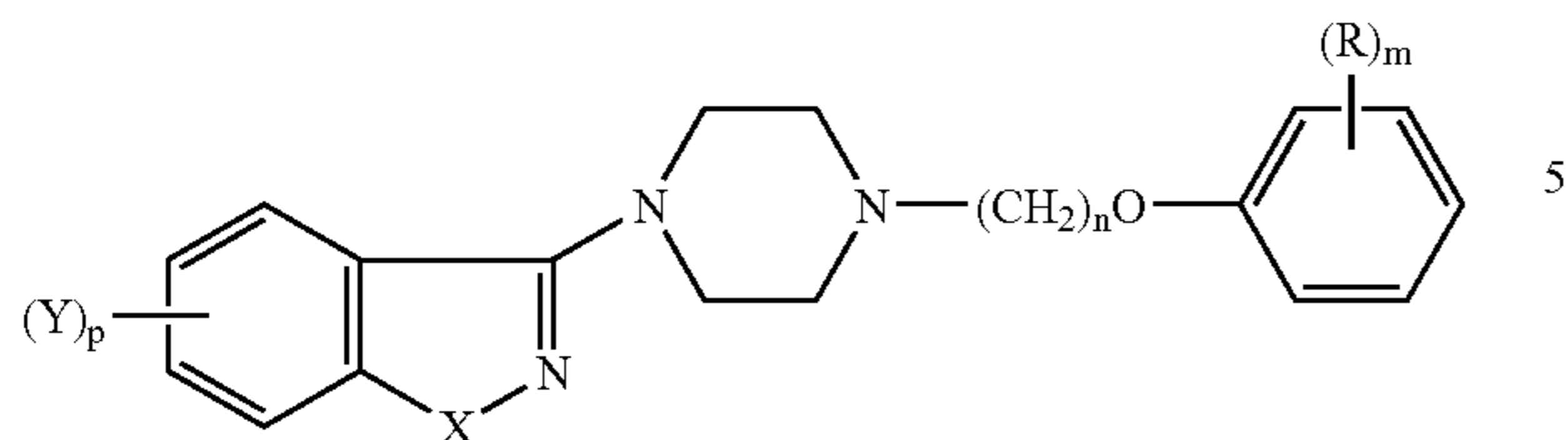
m is 1, 2, or 3;

or a pharmaceutically acceptable acid addition salt thereof.

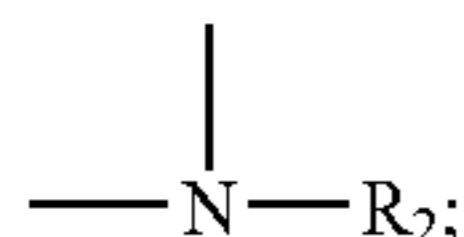


111

29. A compound of the formula:



wherein X is

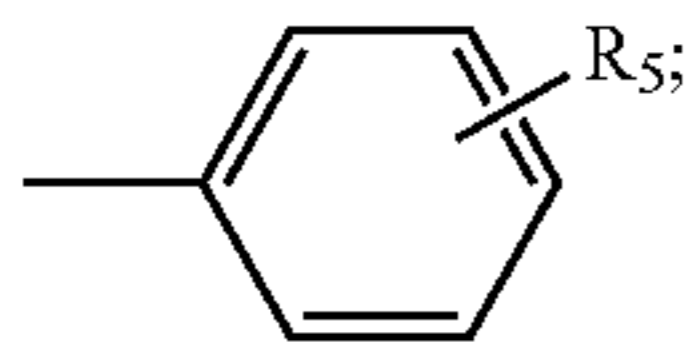


p is 1 [or 2];

Y is hydrogen, Cl, Br, or F [when p is 1];

[Y is lower alkoxy or halogen when p is 2];

R<sub>2</sub> is selected from the group consisting of lower alkyl, aryl, lower alkyl, aryl, (C<sub>3</sub>-C<sub>10</sub>) cycloalkyl, aroyl, (C<sub>2</sub>-C<sub>11</sub>) [aroyl,] alkanoyl, and phenylsulfonyl groups; aryl is phenyl or



wherein R<sub>5</sub> is hydrogen, lower alkyl, lower alkoxy, hydroxy, chlorine, fluorine, bromine, iodine, lower monoalkylamino, [lower dialkylamino,] nitro, cyano, trifluoromethyl, or trifluoromethoxy;

n is 2, 3, or 4;

R is hydrogen, C<sub>1</sub>-C<sub>3</sub> alkyl, C<sub>1</sub>-C<sub>3</sub> alkoxy, hydroxyl, [acyl, (C<sub>2</sub>-C<sub>11</sub>) alkanoyl,] Cl, F, Br, I, amino, C<sub>1</sub>-C<sub>3</sub> mono- or dialkylamino, acylamino, —NO<sub>2</sub>, —OCF<sub>3</sub>, —CF<sub>3</sub>, —C(=O)-alkyl, or —CH(OR<sub>7</sub>)-alkyl [];

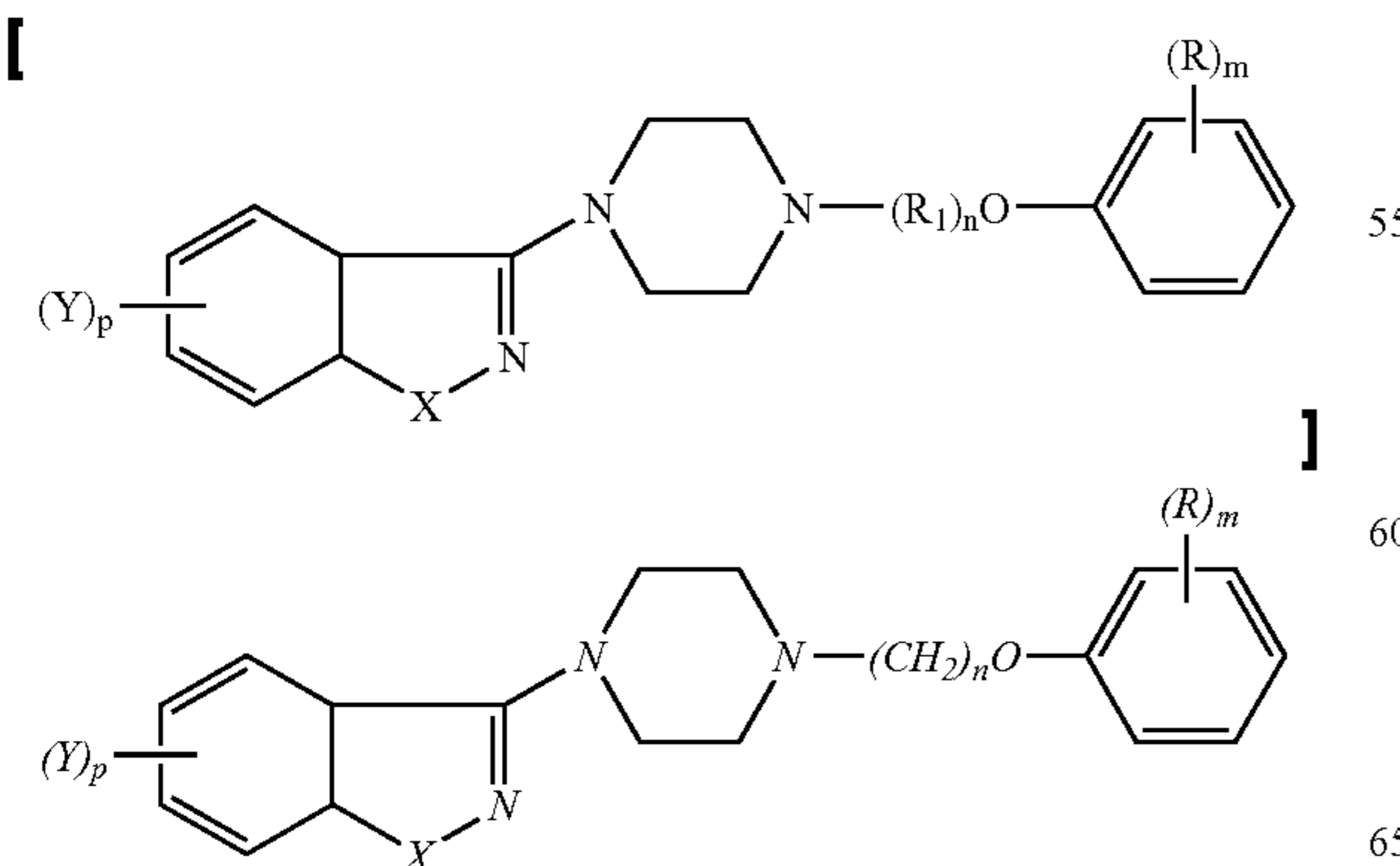
alkyl is lower alkyl;

R<sub>7</sub> is hydrogen, lower alkyl, or acyl; and

m is 1, 2, or 3;

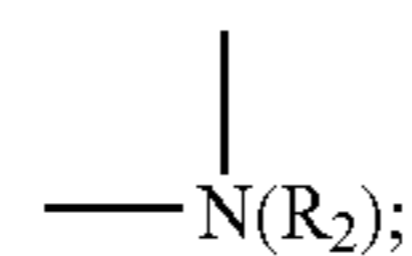
or a pharmaceutically acceptable acid addition salt thereof.

30. A pharmaceutical composition, which comprises a compound of the formula:



112

wherein X is —O—, —S—, or



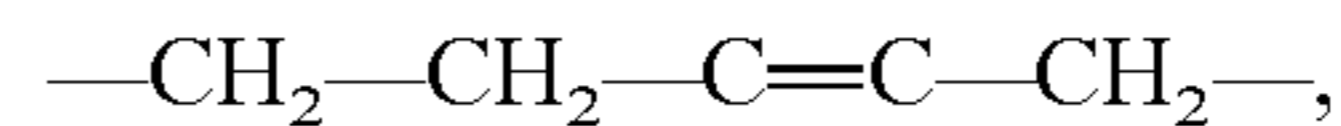
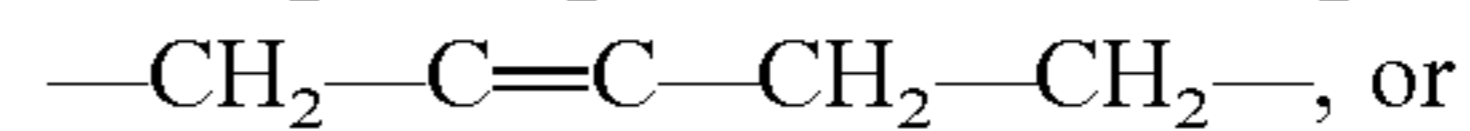
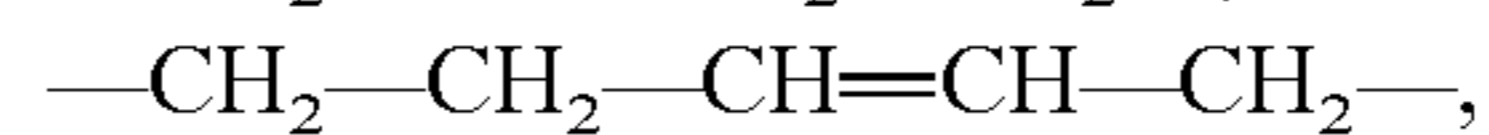
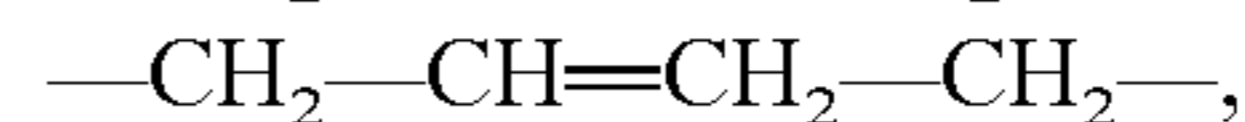
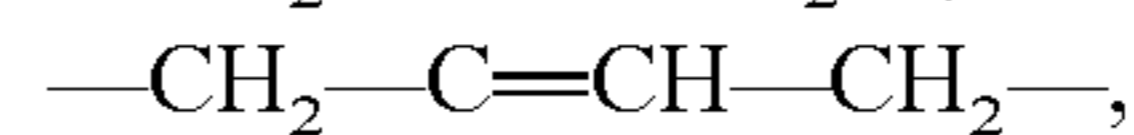
R<sub>2</sub> is selected from the group consisting of lower alkyl, aryl lower alkyl, aryl, (C<sub>3</sub>-C<sub>10</sub>) cycloalkyl, aroyl, (C<sub>2</sub>-C<sub>11</sub>) alkanoyl, and phenylsulfonyl groups;

wherein aryl is as defined hereinafter;

p is 1 or 2;

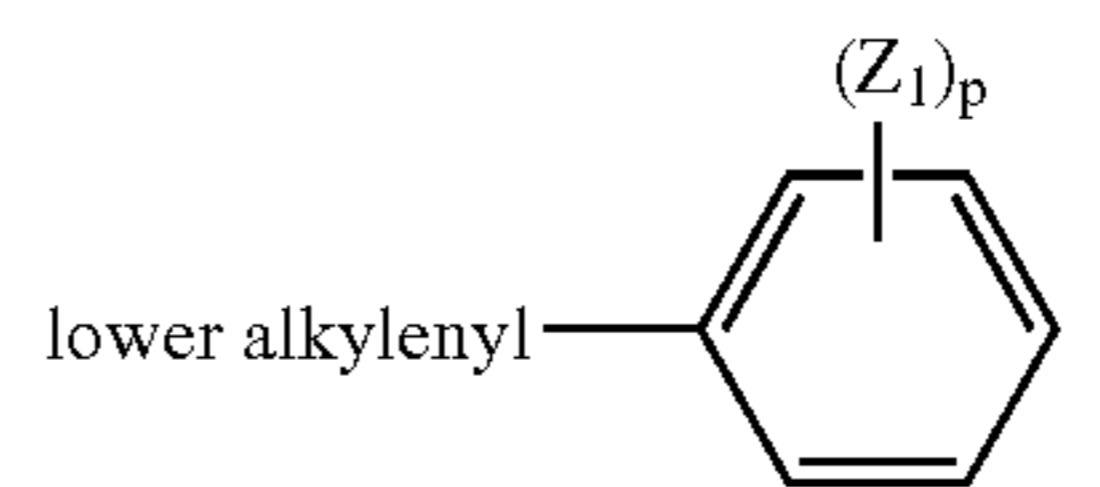
Y is hydrogen, lower alkyl, hydroxy, chlorine, fluorine, bromine, iodine, lower alkoxy, trifluoromethyl, nitro, or amino, when p is 1;

Y is lower alkoxy when p is 2 and X is —O—;

[R<sub>1</sub> is R<sub>20</sub>, R<sub>21</sub> or R<sub>22</sub>, wherein:R<sub>20</sub> is —CH<sub>2</sub>)<sub>n</sub>— where] n is 2, 3, 4, or 5;[R<sub>21</sub> is

the —CH=CH— bond being cis or trans;

R<sub>22</sub> is R<sub>20</sub> or R<sub>21</sub> in which one or more carbon atoms of R<sub>20</sub> or R<sub>21</sub> are substituted by at least on C<sub>1</sub>-C<sub>6</sub> linear alkyl group, phenyl group, or

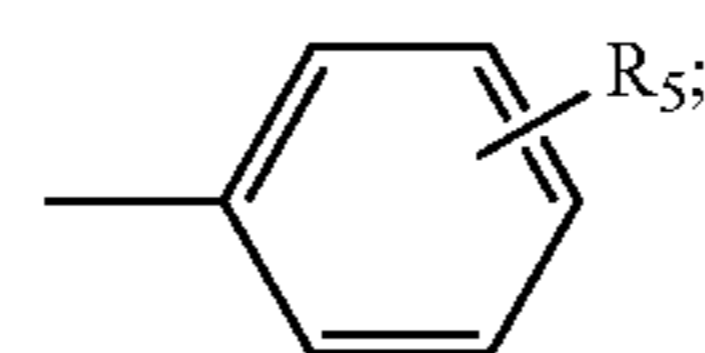


where Z<sub>1</sub> is lower alkyl, —OH, lower alkoxy, —CF<sub>3</sub>, —NO<sub>2</sub>, —NH<sub>2</sub> or halogen, and p as previously defined;

R is hydrogen, lower alkyl, lower alkoxy, hydroxyl, carboxyl, chlorine, fluorine, bromine, iodine, amino, lower mono or dialkylamino, nitro, lower alkyl thio, trifluoromethoxy, cyano, acylamino, trifluoromethyl, trifluoroacetyl, aminocarbonyl, [monoalkylaminocarbonyl, dialkylaminocarbonyl, formyl,] —C(=O)—alkyl, —C(=O)—O—alkyl, —C(=O)—aryl, —C(=O)—heteroaryl, or —CH(OR<sub>2</sub>)—alkyl []; [—C(=W)—alkyl, —C(=W)—aryl, or —C(=W)—heteroaryl];

alkyl is lower alkyl;

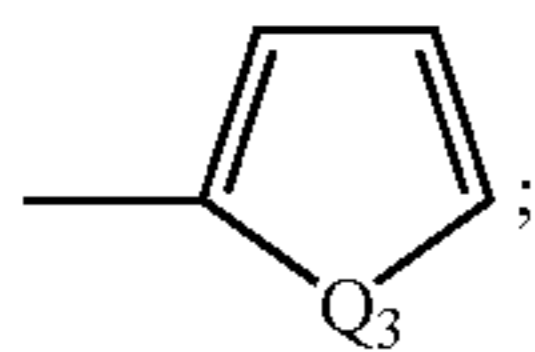
aryl is phenyl or



where R<sub>5</sub> is hydrogen, lower alkyl, lower alkoxy, hydroxy, chlorine, fluorine, bromine, iodine, lower monoalkylamino, [lower dialkylamino,] nitro, cyano, trifluoromethyl, or trifluoromethoxy;

113

heteroaryl is



Q<sub>3</sub> is —O—, —S—, NH—, or —CH=K—;

[W is CH<sub>2</sub> or CHR<sub>8</sub>, or —N=R<sub>9</sub>;]

R<sub>7</sub> is hydrogen, lower alkyl, or [(C<sub>2</sub>–C<sub>11</sub>) alkanoyl] lower alkyl—(C=O)—,

[R<sub>8</sub> is lower alkyl;

R<sub>9</sub> is hydroxy, alkoxy, or —NHR<sub>10</sub>; and

R<sub>10</sub> is hydrogen, lower alkyl, C<sub>1</sub>–C<sub>3</sub> acyl, aryl, —C(=O)—aryl or —C(=O)—heteroaryl,

where aryl and heteroaryl are as defined above;] and

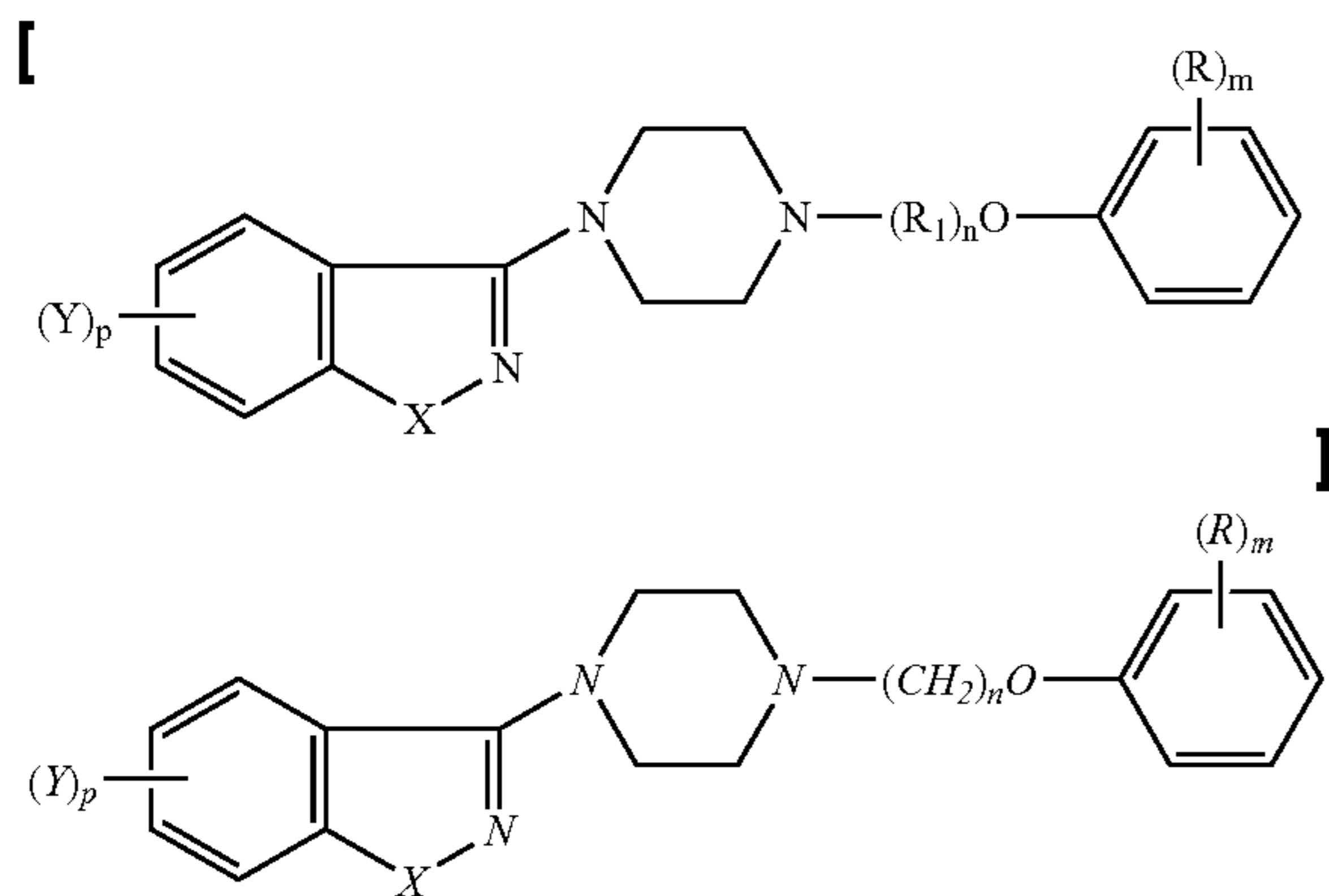
m is 1, 2, or 3;

with the exclusion of compounds wherein X is O or S, Y is hydrogen, and R is hydrogen, C<sub>1</sub>–C<sub>4</sub> alkyl, chlorine, fluorine, bromine, iodine, cyano, C<sub>1</sub>–C<sub>4</sub> alkoxy, or —COOR<sub>23</sub> where R<sub>23</sub> is H or C<sub>1</sub>–C<sub>3</sub> alkyl;

with the exclusion of compounds wherein X is —S—, [R<sub>1</sub> is R<sub>20</sub>]; R is H, and m=1;

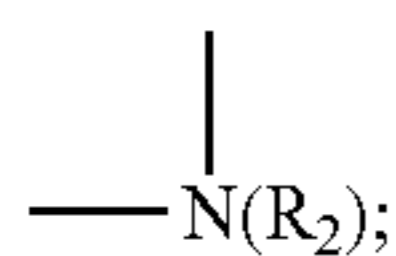
[all geometric, optical, and stereoisomers thereof,] or a pharmaceutically acceptable acid addition salt thereof, and a pharmaceutically acceptable carrier therefor.

31. An antipsychotic composition, which comprises a compound of the formula:



wherein

X is —O—, —S—, —NH—, or



R<sub>1</sub> is selected from the group consisting of lower alkyl, aryl lower alkyl, aryl (C<sub>3</sub>–C<sub>10</sub>) cycloalkyl, aroyl, (C<sub>2</sub>–C<sub>11</sub>) alkanoyl, and phenylsulfonyl groups; wherein aryl is as defined hereinafter;

p is 1 or 2;

Y is hydrogen, lower alkyl, hydroxy, chlorine, fluorine, bromine, iodine, lower alkoxy, trifluoromethyl, nitro, or amino, when p is 1;

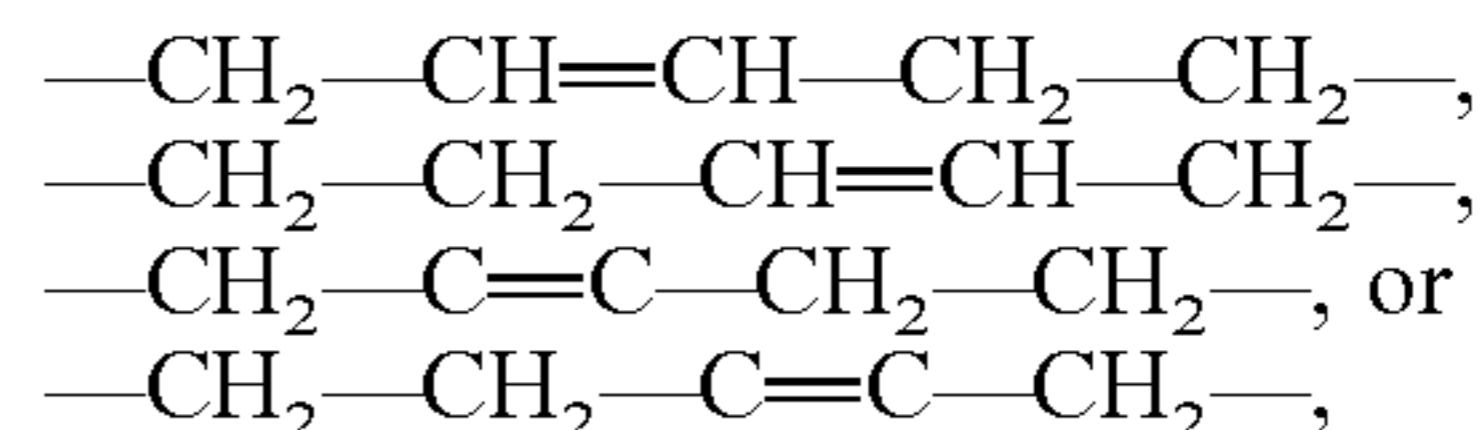
Y is lower alkoxy when p is 2 and X is —O—;

[R<sub>1</sub> is R<sub>20</sub>, R<sub>21</sub> or R<sub>22</sub>, wherein:

R<sub>20</sub> is —(CH<sub>2</sub>)<sub>n</sub>— where n is 2, 3, 4, or 5;

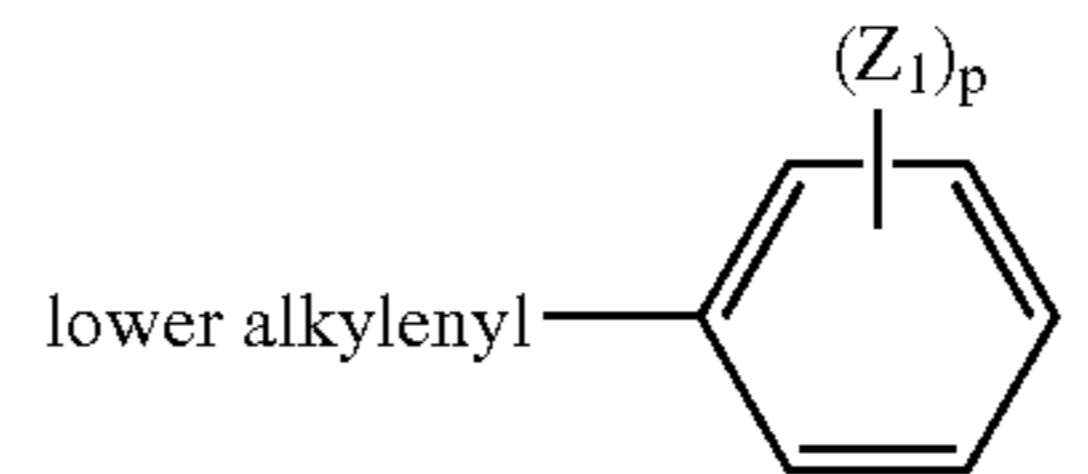
[R<sub>21</sub> is —CH<sub>2</sub>—CH=CH—CH<sub>2</sub>—, —CH<sub>2</sub>—C=C—CH<sub>2</sub>—,

114



the —CH=CH— bond being cis or trans;

R<sub>22</sub> is R<sub>20</sub> or R<sub>21</sub> in which one or more carbon atoms of R<sub>20</sub> or R<sub>21</sub> are substituted by at least one C<sub>1</sub>–C<sub>6</sub> linear alkyl group, phenyl group, or

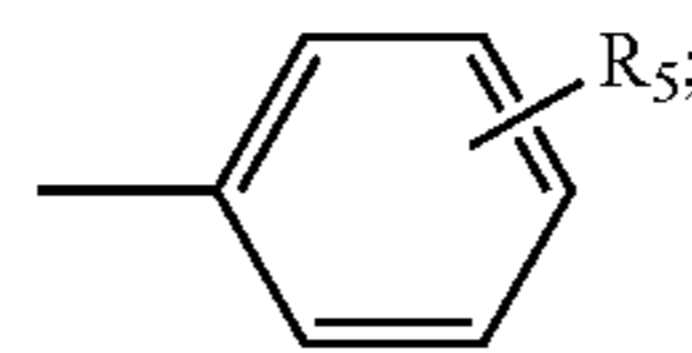


where Z<sub>1</sub> is lower alkyl, —OH, lower alkoxy, —CF<sub>3</sub>, —NO<sub>2</sub>, —NH<sub>2</sub> or halogen, a p is as previously defined;]

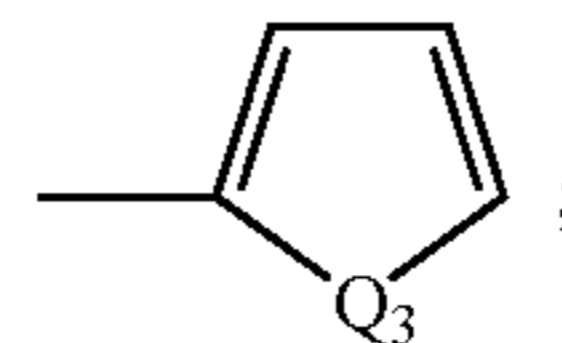
R is hydrogen, lower alkyl, lower alkoxy, hydroxyl, carboxyl, chlorine, fluorine, bromine, iodine, amino, lower mono or dialkylamino, nitro, lower alkyl thio, trifluoromethoxy, cyano, acylamino, trifluoromethyl, trifluoroacetyl, aminocarbonyl, [monoalkylaminocarbonyl, dialkylaminocarbonyl, formyl,]—C(=O)—aryl, —C(=O)—O—alkyl, —C(=O)—aryl, —C(=O)—heteroaryl, or —CH(OR<sub>7</sub>)—alkyl; [—C(=W)—alkyl, —C(=W)—aryl, or —C(=W)—heteroaryl;]

alkyl is lower alkyl;

aryl is phenyl or



where R<sub>5</sub> is hydrogen, lower alkyl, lower alkoxy, hydroxy, chlorine, fluorine, bromine, iodine, lower monoalkylamino, [lower dialkylamino, nitro, cyano, trifluoromethyl, trifluoromethoxy; heteroaryl is



Q<sub>3</sub> is —O—, —S—, —NH—, or —CH=N—;

[W is CH<sub>2</sub> or CH<sub>8</sub> or N—R<sub>9</sub>;]

R<sub>7</sub> is hydrogen, lower alkyl, or [(C<sub>2</sub>–C<sub>11</sub>) alkanoyl] lower alkyl—(C=O)—;

[R<sub>8</sub> is lower alkyl;

R<sub>9</sub> is hydroxy, alkoxy, or —NHR<sub>10</sub>; and

R<sub>10</sub> is hydrogen, lower alkyl, C<sub>1</sub>–C<sub>3</sub> acyl, aryl, —C(=O)—aryl or C(=O)—heteroaryl,

where aryl and heteroaryl are as defined above;] and m is 1, 2, or 3;

with the exclusion of compounds wherein X is O or S, Y is hydrogen, and R is hydrogen, C<sub>1</sub>–C<sub>4</sub> alkyl, chlorine, fluorine, bromine, iodine, cyano, C<sub>1</sub>–C<sub>4</sub> alkoxy, or —COOR<sub>23</sub> where R<sub>23</sub> is H or C<sub>1</sub>–C<sub>4</sub> alkyl;

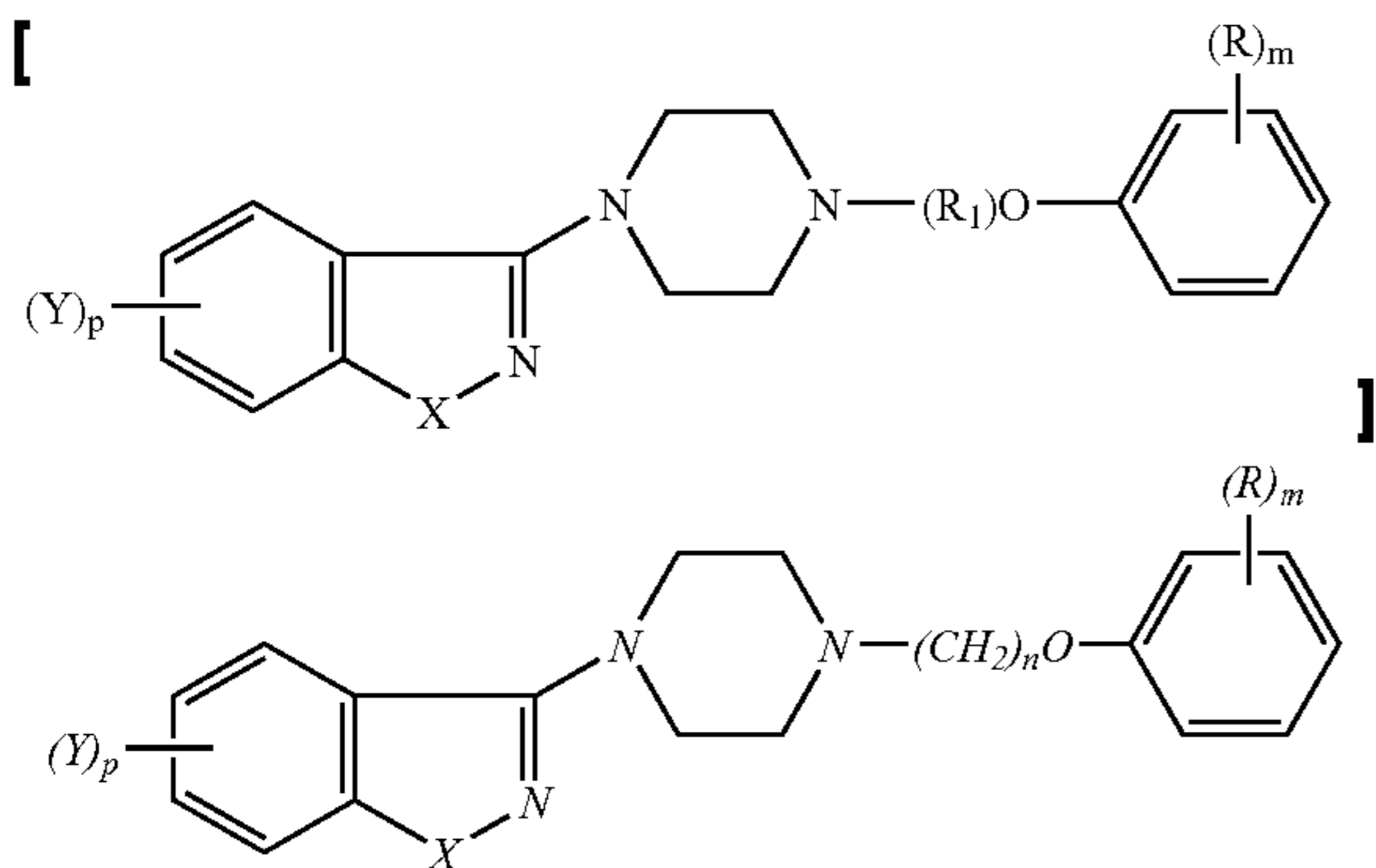
with the exclusion of compounds wherein X is —S—, [R<sub>1</sub> is R<sub>20</sub>]; R is H, and m=1;

[all geometric, optical, and stereoisomers thereof,] or a pharmaceutically acceptable acid addition salt thereof, in an amount sufficient to produce an

115

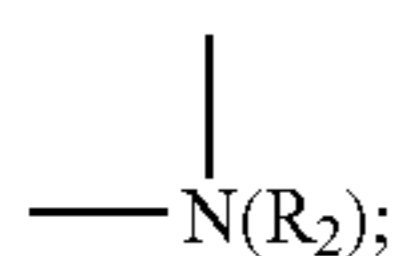
antipsychotic effect, and a pharmaceutically acceptable carrier therefor.

32. A method of treating psychoses, which comprises administering to a mammal a psychoses-treating effective amount of a compound of the formula:



wherein

X is —O—, —S—, —NH—, or



R<sub>2</sub> is selected from the group consisting of lower alkyl, aryl lower alkyl, aryl, (C<sub>3</sub>–C<sub>10</sub>) cycloalkyl, aroyl, (C<sub>2</sub>–C<sub>11</sub>) alkanoyl, and phenylsulfonyl groups;

where aryl is as defined hereinafter;

p is 1 or 2;

Y is hydrogen, lower alky, hydroxy, chlorine, fluorine, bromine, iodine, lower

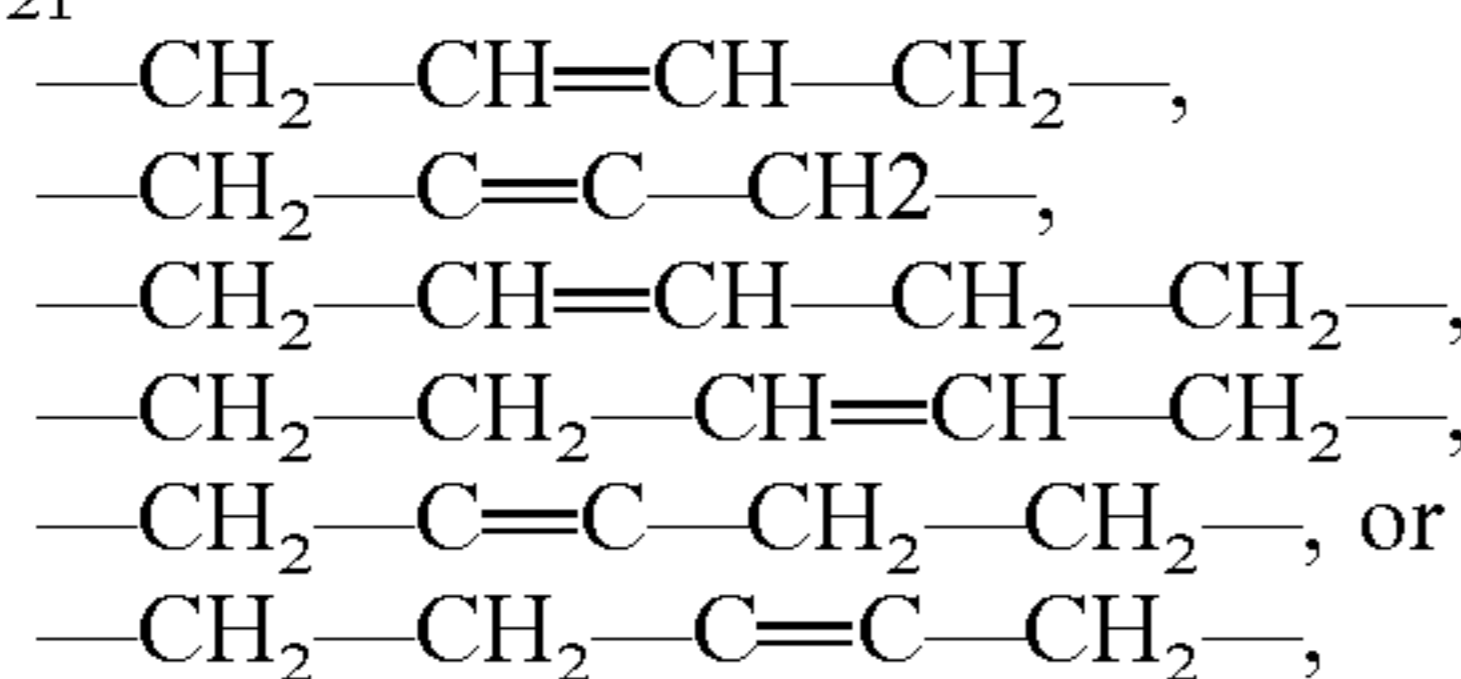
alkoxy, trifluoromethyl, nitro, or amino, when p is 1;

Y is lower alkoxy when p is 2 and X is —O—;

[R<sub>1</sub> is R<sub>20</sub>, R<sub>21</sub> or R<sub>22</sub>, wherein:

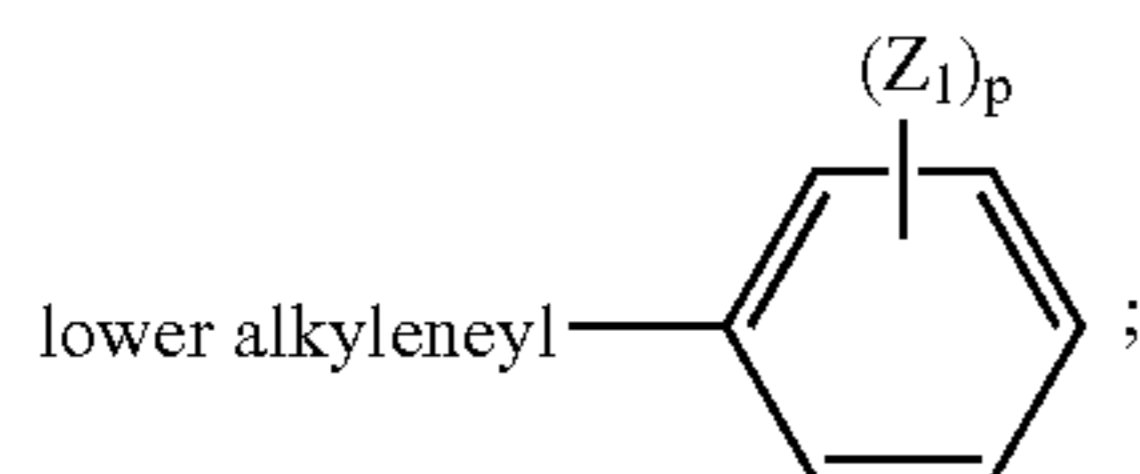
R<sub>20</sub> is —(CH<sub>2</sub>)<sub>n</sub>— where n is 2, 3, 4, or 5;

[R<sub>21</sub> is



the —CH=CH— bond being cis or trans;

R<sub>22</sub> is R<sub>20</sub> or R<sub>21</sub> in which one or more carbon atoms of R<sub>20</sub> or R<sub>22</sub> are substitutes by at least on C<sub>1</sub>–C<sub>6</sub> linear alkyl group, phenyl group, or

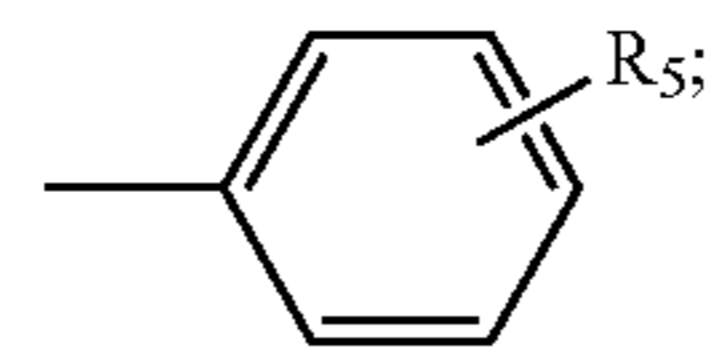


where Z<sub>1</sub> is lower alkyl, —OH, lower alkoxy, —CF<sub>3</sub>, NO<sub>2</sub>, —NH<sub>2</sub> or halogen, and p is as previously defined;

R is hydrogen, lower alkyl, lower alkoxy, hydroxyl, carboxyl, chlorine, fluorine, bromine, iodine, amino, lower mono or dialkylamino, nitro, lower alkyl thio, trifluoromethoxy, cyano, acylamino, trifluoromethyl, trifluoroacetyl, aminocarbonyl, [monoalkylaminocarbonyl, dialkylaminocarbonyl, formyl,] —(=O)—alkyl, —C(=O)—O—alkyl,

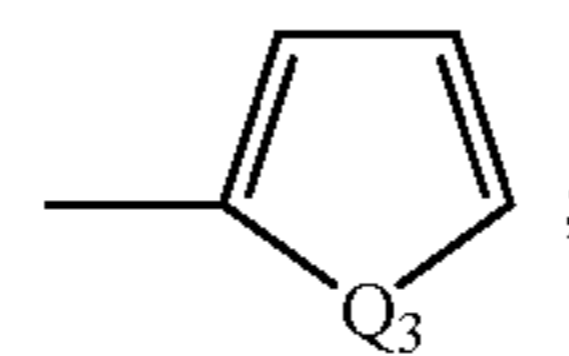
116

—C(=O)—aryl, —C(=O)—heteroaryl, or —CH(OR<sub>7</sub>)—alkyl[.]; [—C(=W)—alkyl, —C(=W)—aryl, or —C(=W)—heteroaryl;] wherein alkyl is lower alkyl; aryl is phenyl or



wherein R<sub>5</sub> is hydrogen, lower alkyl, lower alkoxy, hydroxy, chlorine, fluorine, bromine, iodine, lower monoalkylamino, [lower dialkylamino,] nitro, cyano trifluoromethyl, or trifluoromethoxy;

heteroaryl is



Q<sub>3</sub> is —O—, —S—, —NH—, or —CH=N—;

[W is CH<sub>2</sub> or CHR<sub>8</sub> or —N—R<sub>9</sub>;]

R<sub>7</sub> is hydrogen, lower alkyl, or [(C<sub>2</sub>–C<sub>11</sub>) alkanoyl;] lower alkyl—(C=O)—;

[R<sub>8</sub> is lower alkyl;

R<sub>9</sub> is hydroxy, alkoxy, or —NHR<sub>10</sub>; and

R<sub>10</sub> is hydrogen, lower alkyl, C<sub>1</sub>–C<sub>3</sub> acyl, aryl, —C(=O)—aryl or —C(=O)—heteroaryl,

where aryl and heteroaryl are as defined above; ] and m is 1, 2, or 3;

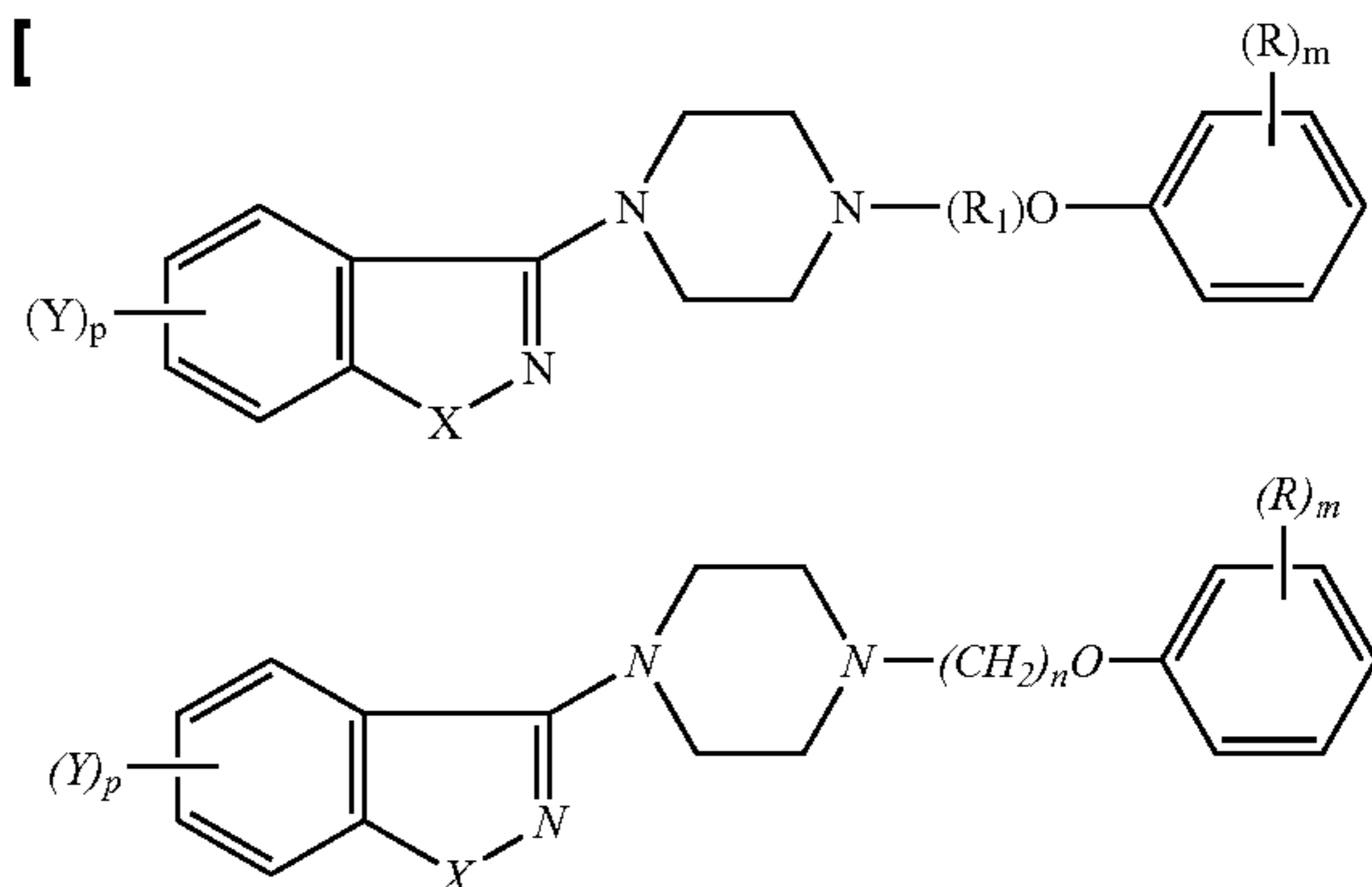
with the exclusion of compounds wherein X is O or S, Y is hydrogen, and R is hydrogen, C<sub>1</sub>–C<sub>4</sub> alkyl, chlorine, fluorine, bromine, iodine, cyano, C<sub>1</sub>–C<sub>4</sub> alkoxy, or —COOR<sub>23</sub>

wherein R<sub>23</sub> is H or C<sub>1</sub>–C<sub>4</sub> alkyl;

with the exclusion of compounds wherein X is —S—, [R<sub>1</sub> is R<sub>20</sub>,] R is H, and m=1;

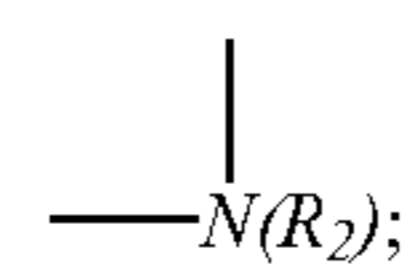
[all geometric, optical, and stereoisomers thereof,] or a pharmaceutically acceptable acid addition salt thereof.

33. An analgesic composition, which comprises a compound of the formula:



wherein,

X is —O—, —S—, —NH—, or [—N(R<sub>2</sub>)]



R<sub>2</sub> is selected from the group consisting of lower alkyl, aryl lower alkyl, aryl, (C<sub>3</sub>–C<sub>10</sub>) cycloalkyl, aroyl, (C<sub>2</sub>–C<sub>11</sub>) alkanoyl, and phenylsulfonyl groups;

wherein aryl is as defined hereinafter;

p is 1 or 2;

Y is hydrogen, lower alkyl, hydroxy, chlorine, fluorine, bromine, iodine, lower alkoxy, trifluoromethyl, nitro, or amino, when p is 1;

Y is lower alkoxy when p is 2 and X is —O—;

[R<sub>7</sub> is R<sub>20</sub>, R<sub>21</sub> or R<sub>22</sub>, wherein:

R<sub>20</sub> is —(CH<sub>2</sub>)<sub>n</sub>— where n is 2, 3, 4, or 5;

[R<sub>21</sub> is

—CH<sub>2</sub>—CH=CH—CH<sub>2</sub>—,

—CH<sub>2</sub>—C=C—CH<sub>2</sub>—,

—CH<sub>2</sub>—CH=CH—CH<sub>2</sub>—CH<sub>2</sub>—,

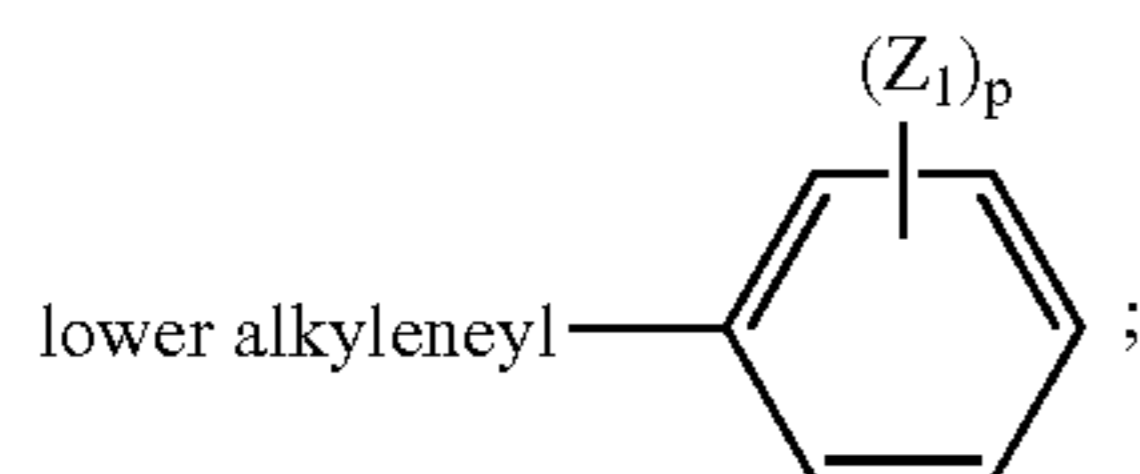
—CH<sub>2</sub>—CH<sub>2</sub>—CH=CH—CH<sub>2</sub>—,

—CH<sub>2</sub>—C=C—CH<sub>2</sub>—CH<sub>2</sub>—, or

—CH<sub>2</sub>—CH<sub>2</sub>—C=C—CH<sub>2</sub>—,

the —CH=CH— bond being cis or trans;

R<sub>22</sub> is R<sub>20</sub> or R<sub>21</sub>, in which one or more carbon atoms of R<sub>20</sub> or R<sub>21</sub> are substituted by at least one C<sub>1</sub>—C<sub>6</sub> linear alkyl group, phenyl group, or

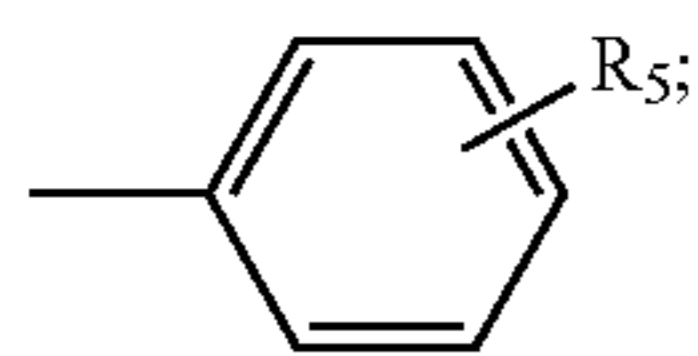


where Z<sub>1</sub>, lower alkyl, —OH, lower alkoxy, —CF<sub>3</sub>, —NO<sub>2</sub>, —NH<sub>2</sub> or halogen, and p is as previously defined;]

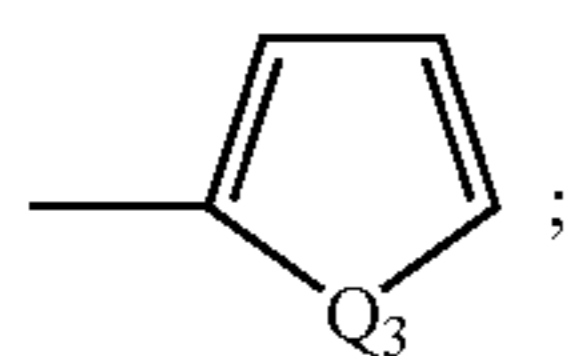
R is hydrogen, lower alkyl, lower alkoxy, hydroxyl, carboxyl, chlorine, fluorine, bromine, iodine, amino, lower mono or dialkylamino nitro, lower alkyl, thio, trifluoromethoxy, cyano, acylamino, trifluoromethyl, trifluoroacetyl, aminocarbonyl, [monoalkylaminocarbonyl dialkylaminocarbonyl, formyl,] —C(=O)—alkyl, —C(=O)—O—alkyl, —C(=O)—aryl, —C(=O)—heteroaryl, or —CH(OR<sub>7</sub>)—alkyl; [—C(=W)—alkyl, —C(=W)—aryl, or —C(=W)—heteroaryl;]

wherein alkyl is lower alkyl;

aryl is phenyl or



wherein R<sub>5</sub> is hydrogen, lower alkyl, lower alkoxy, hydroxy, chlorine, fluorine, bromine, iodine, lower monoalkylamino, [lower dialkylamino,] nitro, cyano, trifluoromethyl, or trifluoromethoxy; heteroaryl is



wherein Q<sub>3</sub> is —O—, —S—, —NH—, or —CH=N—;

[W is CH<sub>2</sub> or CHR<sub>8</sub> or N—R<sub>9</sub>;

R<sub>7</sub> is hydrogen, lower alkyl, or [(C<sub>2</sub>—C<sub>11</sub>) alkonyl] lower alkyl—(C=O)—;

[R<sub>8</sub> is lower alkyl;

R<sub>9</sub> is hydroxy, alkoxy, or —NHR<sub>10</sub>; and

R<sub>10</sub> is hydrogen, lower alkyl, C<sub>1</sub>—C<sub>3</sub> acyl, aryl, —C(=O)—aryl, or —C(=O)—heteroaryl,

where aryl and heteroaryl are as defined above;] and

m is 1, 2, or 3;

with the exclusion of compounds wherein X is O or S, Y is hydrogen, and R is hydrogen C<sub>1</sub>—C<sub>4</sub> alkyl, chlorine, fluorine, bromine, iodine, cyano, C<sub>1</sub>—C<sub>4</sub> alkoxy, or —COOR<sub>23</sub>

wherein R<sub>7</sub> is H or C<sub>1</sub>—C<sub>4</sub> alkyl;

with the exclusion of compounds wherein X is —S—, [R<sub>1</sub> is R<sub>20</sub>]; m=1;

[all geometric, optical, and stereoisomers thereof,] or a pharmaceutically acceptable acid addition salt thereof, in an amount sufficient to produce a pain-relieving effect and a pharmaceutically acceptable carrier therefor.

34. A method of alleviating pain, which comprises administering to a mammal a pain-relieving effective amount of a [compound] composition as claimed in claim 33.

35. A pharmaceutical composition, which comprises a compound as claimed in claim 1, 25, 26, 27, 28, or 29, and a pharmaceutically acceptable carrier therefor.

36. An, [antipsychotic] antipsychotic composition, which comprises a compound as claimed in claim 1, 25, 26, 27, 28, or 29, in an amount sufficient to produce an antipsychotic effect, and a pharmaceutically acceptable carrier therefor.

37. A method of treating psychoses, which comprises administering to a mammal a psychoses-treating effective amount of a compound as claimed in claim 1, 25, 26, 27, [29] 28 or 29.

38. An analgesic composition, which comprises a compound as claimed in claim 1, 25, 26, 27, 28, or 29, in an amount sufficient to produce a pain-relieving effect, and a pharmaceutically acceptable carrier therefor.

39. A method of alleviating pain which comprises administering to a mammal a pain-relieving effective amount of a compound as claimed in 1, 25, 26, 27, 28, or 29.

40. An antipsychotic composition, which comprises a compound as claimed in claim 1, in an amount sufficient to produce an antipsychotic effect, and a pharmaceutically acceptable carrier therefor.

41. A method of treating psychoses, which comprises administering to a mammal a psychoses-treating effective amount of a compound as claimed in claim 1.

42. An analgesic composition, which comprises a compound as claimed in claim 1, in an amount sufficient to produce a pain-relieving effect and a pharmaceutically acceptable carrier therefor.

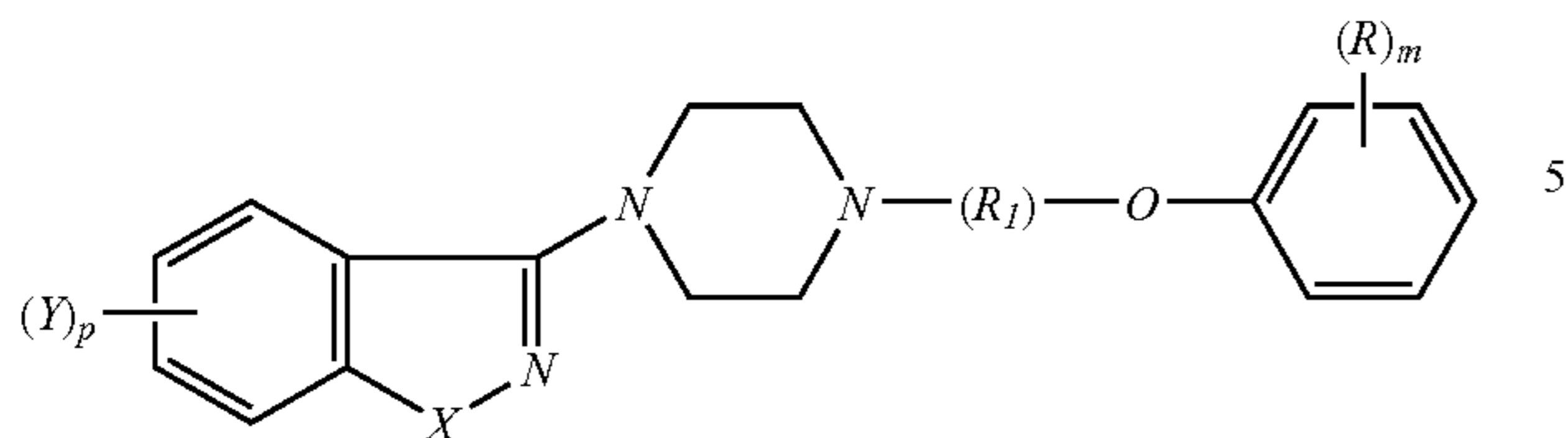
43. A method of alleviating pain, which comprises administering to a mammal a pain-relieving effective amount of a compound as claimed in 1.

44. The compound of any one of claims 1, 25, 26, 27, 28, and 29, wherein said pharmaceutically acceptable acid addition salt is selected from the group consisting of salts of mineral acids, salts of monobasic carboxylic acids, salts of dibasic carboxylic acids, and salts of tribasic carboxylic acids.

45. The compound of claim 44, wherein said pharmaceutically acceptable acid addition salt is selected from the group consisting of salts of hydrochloric acid, sulfuric acid, nitric acid, acetic acid, propionic acid, maleic acid, fumaric acid, carboxysuccinic acid, an citric acid.

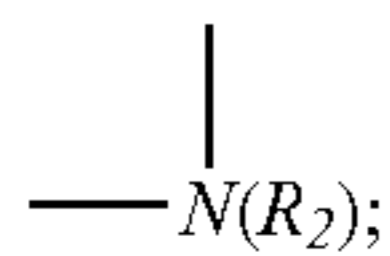
119

46. A compound of the formula



wherein

X is —O—, —S—, —NH—, or

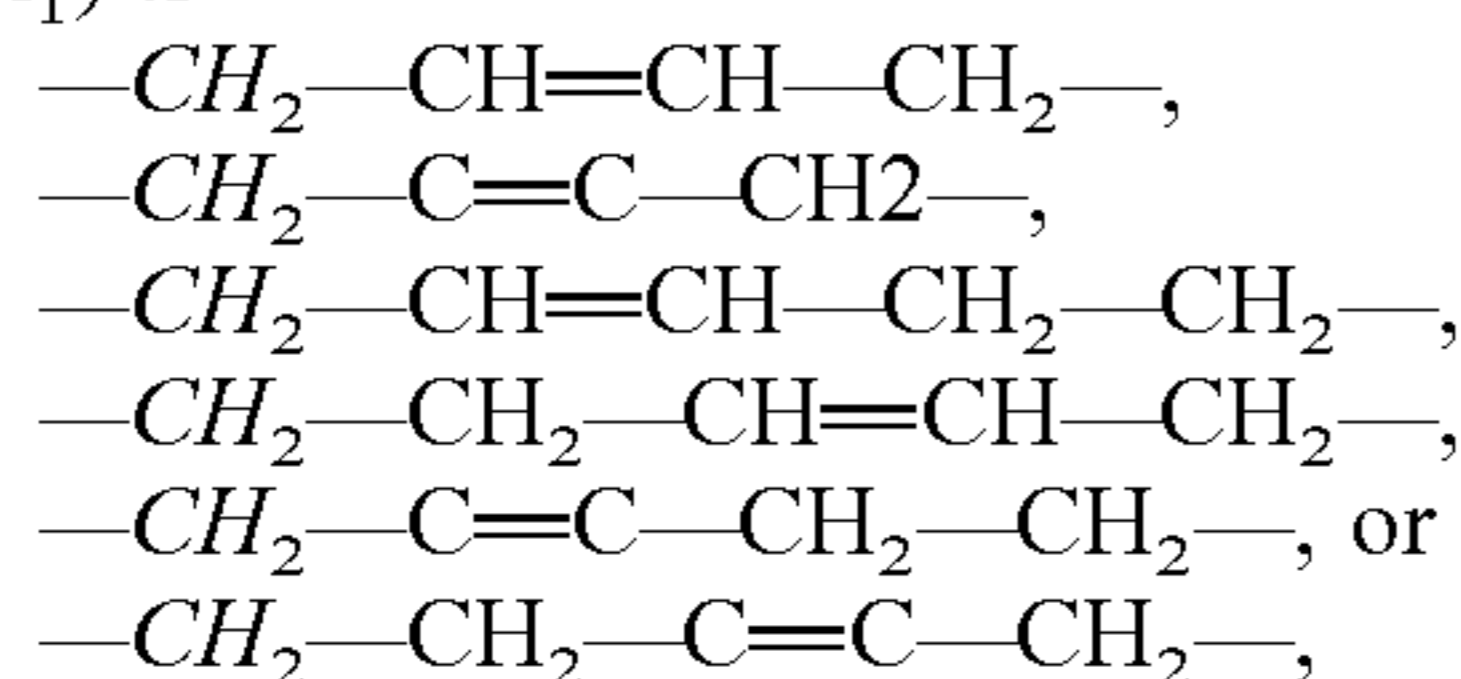


$R_2$  is selected from the group consisting of lower alkyl, aryl lower alkyl, aryl( $C_3$ – $C_{10}$ ) cycloalkyl, aroyl, ( $C_2$ – $C_{11}$ ) lkanoyl, and phenylsulfonyl groups; aryl is as defined hereinafter;

 $p$  is 1 or 2:

$Y$  hydrogen, lower alkyl, hydroxy, chlorine, fluorine, bromine, iodine, lower alkoxy, trifluoromethyl, nitro, or amino, when  $p$  is 1;

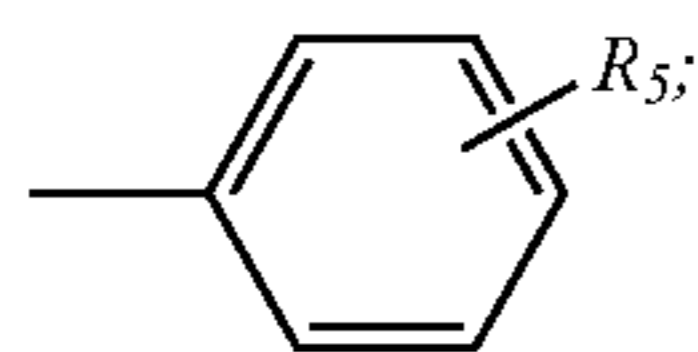
$Y$  is lower alkoxy, hydroxy, or halogen when  $p$  is 2 and  $X$  is —O—;

 $(R_1)$  isthe — $CH=CH$ — bond being *cis* or *trans*;

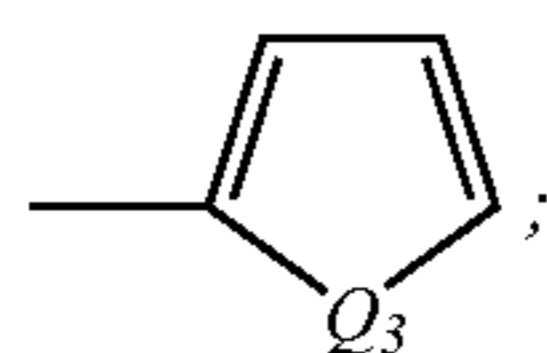
$R$  is hydrogen, lower alkyl, lower alkoxy, hydroxyl, carboxyl, chlorine, fluorine, bromine, iodine, amino, lower mono or dialkylamino, nitro, lower alkyl thio, trifluoromethoxy, cyano, acylamino, fluoromethyl, trifluoroacetyl, aminocarbonyl, dialkylaminocarbonyl, formyl —( $=O$ )-alkyl, — $C(=O)$ — $O$ —alkyl, — $C(=O)$ -aryl, — $C(=O)$ -heteroaryl, — $CH(OR_7)$ -alkyl, — $C(=W)$ -alkyl, — $C(=W)$ -aryl, or — $C(=W)$ -heteroaryl;

wherein alkyl is lower alkyl;

aryl is phenyl or



wherein  $R_5$  is hydrogen, lower alkyl, lower alkoxy, hydroxy, chlorine, fluorine, bromine, iodine, lower monoalkylamino, lower dialkylamino, nitro, cyano, trifluoromethyl, or trifluoromethoxy; heteroaryl is

wherein  $Q_3$  is —O—, —S—, —NH—, or — $CH=N$ —; $W$  is  $CH_2$  or  $CHR_8$  or  $N-R_9$ ; $R_7$  is hydrogen, lower alkyl, or lower alkyl—( $C=O$ )—; $R_8$  is lower alkyl; $R_9$  is hydroxy, lower alkoxy, or — $NHR_{10}$ ; and

120

$R_{10}$  is hydrogen, lower alkyl,  $C_1$ – $C_3$  acyl, aryl, — $C(=O)$ -aryl, or

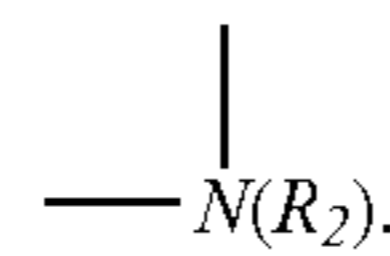
— $C(=O)$ -heteroaryl,

wherein aryl and heteroaryl are as defined above; and  $m$  is 1, 2, or 3;

with the exclusion of compounds wherein  $X$  is  $O$  or  $S$ ,  $Y$  is hydrogen, and  $R$  is hydrogen,  $C_1$ – $C_4$ , alkyl, chlorine, fluorine, bromine, iodine cyano,  $C_1$ – $C_4$  alkoxy, or — $COOR_{23}$

wherein  $R_{23}$  is  $H$  or  $C_1$ – $C_4$  alkyl;

all geometric, optical and stereoisomers thereof, or a pharmaceutically acceptable acid addition salt, thereof.

47. A compound as claimed in claim 46, wherein  $X$  is — $O$ —, or — $O$ —, or — $NH$ —.48. A compound as claimed in claim 46 wherein  $Y$  is hydrogen, chlorine, bromine, or fluorine.49. A compound as claimed in claim 46, wherein  $X$  is — $O$ —.50. A compound as claimed in claim 46, wherein  $X$  is — $S$ —.51. A compound as claimed in claim 46 wherein  $X$  is — $NH$ —.52. A compound as claimed in claim 46 wherein  $X$  is

53. A compound as claimed in claim 46, wherein  $X$  is — $O$ —, — $S$ —, or — $NH$ —;  $Y$  is  $H$ ,  $Cl$ ,  $F$ , or — $CF_3$ ;  $R$  is from the group consisting of hydrogen,  $C_1$ – $C_3$  alkyl,  $C_1$ – $C_3$  alkoxy, — $OH$ ,  $Cl$ ,  $F$ ,  $Br$ ,  $C_1$ – $C_3$  monoalkylamino, acylamino, — $NO_2$ , — $OCF_3$ , and — $CF_3$ .

54. A compound as claimed in claim 53, wherein the substituent  $X$  is in the 5- or 6-position.55. A compound as claimed in claim 54, wherein  $m$  is 2.56. A compound as claimed in claim 54, wherein  $p$  is 1.

57. A pharmaceutical composition, which comprises a compound as claimed in claim 46, and a pharmaceutically acceptable carrier therefor.

58. An antipsychotic composition which comprises a compound as claimed in claim 46, in an amount sufficient to produce an antipsychotic effect, and a pharmaceutically acceptable carrier therefor.

59. A method of treating psychoses, which comprises administering to a mammal a psychoses-treating effective amount of a compound as claimed in claim 46.

60. An analgesic composition which comprises a compound as claimed in claim 46, in an amount sufficient to produce a pain-relieving effect, and a pharmaceutically acceptable carrier therefor.

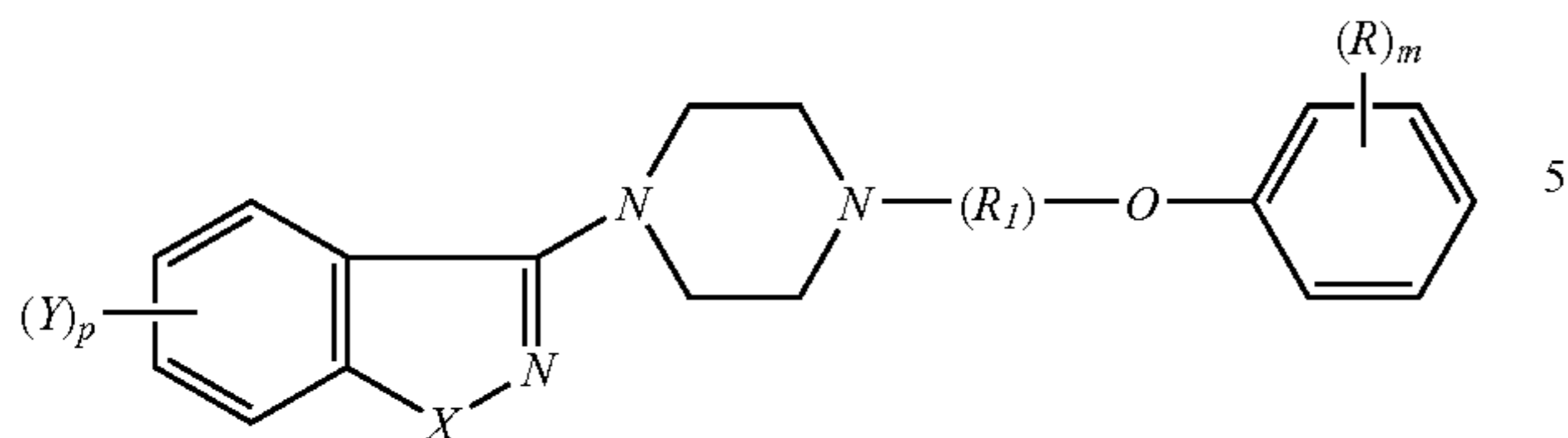
61. A method of alleviating pain which comprises administering to a mammal a pain-relieving effective amount of a compound as claimed in claim 46.

62. The compound of claim 46, wherein said pharmaceutically acceptable acid addition salt is selected from the group consisting of salts mineral acids, salts of monobasic carboxylic acids, salts of dibasic carboxylic acids, and salts of tribasic carboxylic acids.

63. The compound of claim 62, wherein said pharmaceutically acceptable acid addition salt is selected from the group consisting of salts of hydrochloric acid, sulfuric acid, nitric acid, acetic acid, propionic acid, maleic acid, fumaric acid, carboxysuccinic acid, and citric acid.

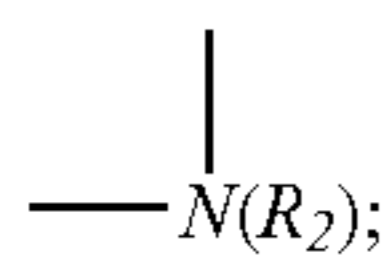
121

64. A compound of the formula



wherein

X is —O—, —S—, —NH—, or



$R_2$  is selected from the group consisting lower alkyl, aryl lower alkyl, aryl, ( $C_3$ – $C_{10}$ ) cycloalkyl, aroyl, ( $C_2$ – $C_{11}$ ) alkanoyl, and phenylsulfonyl groups;

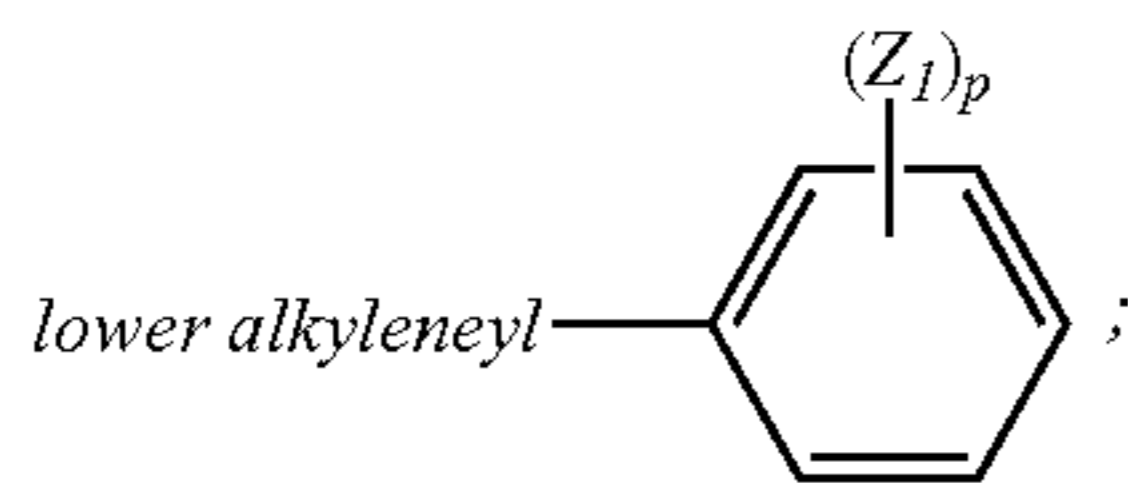
aryl is as defined hereinafter;

p is 1 or 2;

Y is hydrogen, lower alkyl, hydroxy, chlorine, fluorine, bromine, iodine, lower alkoxy, trifluoromethyl, nitro or amino, when p is 1;

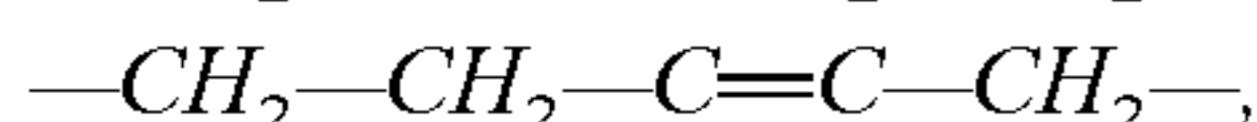
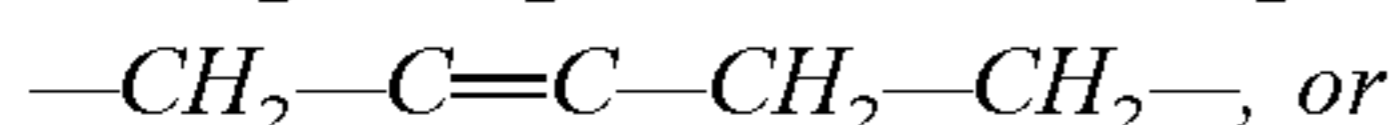
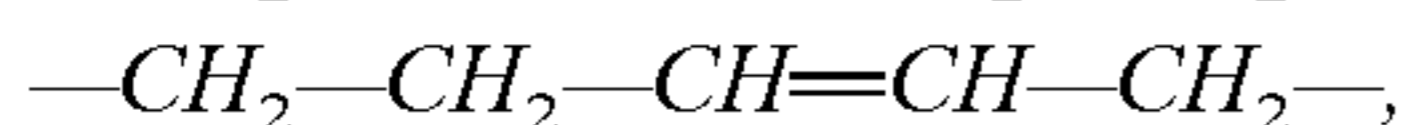
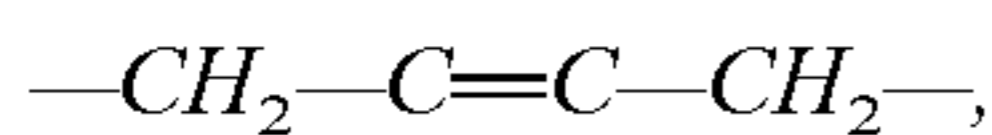
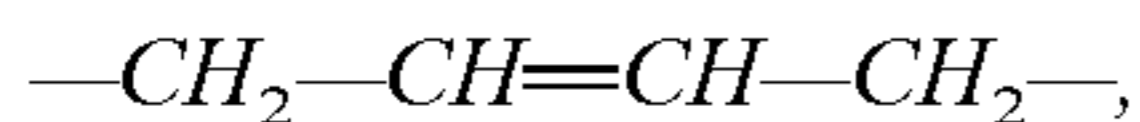
Y is lower alkoxy, alkoxy hydroxy, or halogen p is 2 and X is —O—;

( $R_1$ ) is  $R_{20}$  or  $R_{21}$  in which one or more carbon atoms of  $R_{20}$  or  $R_{21}$  are substituted by at least one  $C_1$ – $C_4$  linear alkyl group, phenyl group or



wherein  $Z_1$  is lower alkyl, —OH, lower alkoxy, — $CF_3$ , — $NO_2$ , or halogen;

$R_{20}$  is —( $CH_2$ ) $_n$ —where n is 2, 3, 4 or 5;

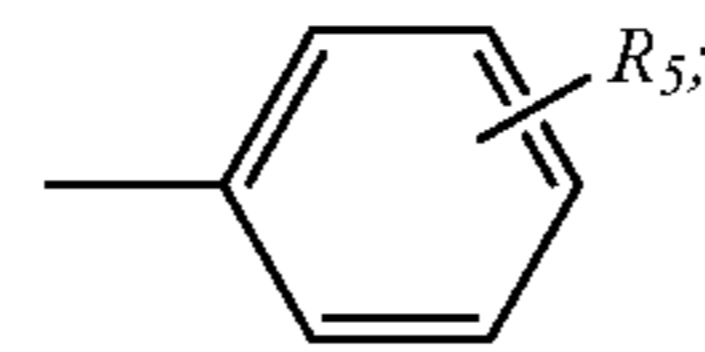
 $R_{21}$  isthe — $CH=CH$ — bond being cis or trans;

R is hydrogen, lower alkyl, lower alkoxy, hydroxyl, carboxyl, chlorine, fluorine, bromine, iodine, amino, lower mono or dialkylamino, nitro, lower alkyl, thio, trifluoromethoxy, cyano, acylamino, trifluoromethyl, trifluoroacetyl, aminocarbonyl, monoalkylaminocarbonyl, dialkylaminocarbonyl, formyl, — $C(=O)$ -alkyl, — $C(=O)$ -O-alkyl, — $C(=O)$ -aryl, — $C(=O)$ -heteroaryl, — $CH(OR_7)$ -alkyl, — $C(=W)$ -alkyl, — $C(=W)$ -aryl, or — $C(=W)$ -heteroaryl;

wherein alkyl is lower alkyl;

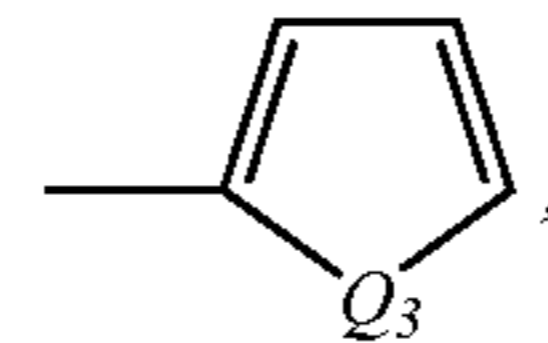
122

aryl is phenyl or



wherein  $R_5$  is hydrogen, lower alkyl, lower alkoxy, hydroxy, chlorine, fluorine, bromine, iodine, lower monoalkylamino, lower dialkylamino nitro, cyano, trifluoromethyl or trifluoromethoxy;

heteroaryl is



wherein  $Q_3$  is —O—, —S—, —NH—, or — $CH=N$ —;

W is  $CH_2$  or  $CHR_8$  or  $N-R_9$ ;

$R_7$  is hydrogen, lower alkyl, or lower alkyl— $(C=O)$ —;

 $R_8$  is lower alkyl;

$R_9$  is hydroxy, lower alkoxy, or — $NHR_{10}$ —; and

$R_{10}$  is hydrogen, lower alkyl,  $C_1$ – $C_3$  acyl, aryl, — $C(=O)$ -aryl, or — $C(=O)$ -heteroaryl,

wherein and heteroaryl are as defined above; and

m is 1, 2, or 3;

with the exclusion of compounds wherein X is O or S, Y is hydrogen, and R is hydrogen,  $C_1$ – $C_4$  alkyl, chlorine, fluorine, bromine, iodine, cyano,  $C_1$ – $C_4$  alkoxy, or — $COOR_{23}$

wherein  $R_{23}$  is H or  $C_1$ – $C_4$  alkyl;

with the exclusion of compounds wherein X is —S—,  $R_1$  is  $R_{20}$ , R is H, and  $m=1$ ;

all geometric, optical and stereoisomers thereof, or a pharmaceutically acceptable acid addition salt thereof.

65. A compound as claimed in claim 64, wherein X is —O—, —S—, or —NH—.

66. A compound as claimed in claim 64, wherein Y is hydrogen, chlorine, bromine, or fluorine.

67. A compound as claimed in claim 64, wherein n is 2, 3, or 4.

68. A compound and as claimed in claim 64, wherein n is 2, 3, or 4.

69. A compound as claimed in claim 64, wherein X is —S—.

70. A compound as claimed in claim 64, wherein X is —NH—.

71. A compound as claimed in claim 64, wherein X is — $N(R_2)$ .72. A compound as claimed in claim 64, wherein X is —O—, —S—, or —NH—; Y is H, Cl, F, or — $CF_3$ ; R is selected from the group consisting of hydrogen,  $C_2$ – $C_3$  alkyl,  $C_1$ – $C_3$  alkoxy, —OH, Cl, F, Br, I,  $C_1$ – $C_3$  monoalkylamino, acylamino, — $NO_3$ , — $OCF_3$ , and — $CF_3$ ; and n is 2, 3, or 4.

73. A compound claimed in claim 72, wherein the substituent Y is in the 5- or 6-position.

74. A compound as claimed in claim 73, wherein m is 2.

75. A compound as claimed in claim 73, wherein n is 3.

76. A compound as claimed in claim 73, wherein p is 1.

77. A pharmaceutical composition, which comprises a compound as claimed in claim 64, and a pharmaceutically acceptable carrier therefor.

78. An antipsychotic composition which comprises a compound as claimed in claim 64, in an amount sufficient to

123

produce an antipsychotic effect, and a pharmaceutically acceptable carrier therefor.

79. A method of treating psychoses, which comprises a administering to a mammal a psychosis-treating effective amount of a compound as claimed in claim 64.

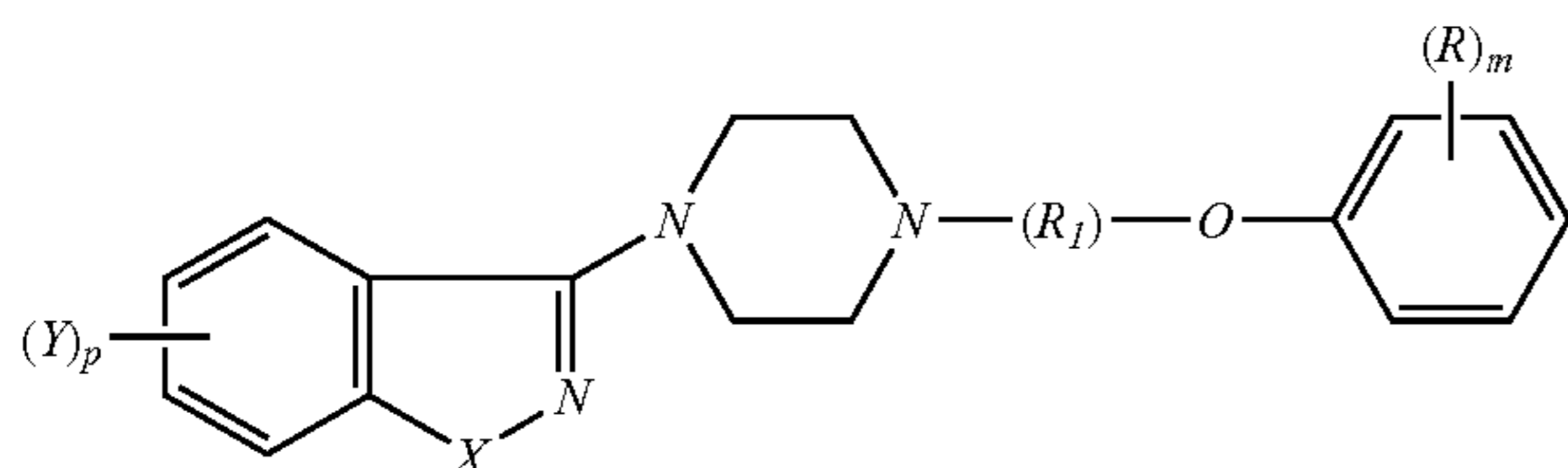
80. An analgesic composition which comprises a compound as claimed in claim 64, in an amount sufficient to produce a pain-relieving effect and a pharmaceutically acceptable carrier therefor.

81. A method of alleviating pain, which comprises administering a mammal a pain-relieving effective amount of a compound as claimed in claim 64.

82. The compound of claim 64, wherein said pharmaceutically acceptable acid addition salt is selected from the group consisting of salts of mineral acids, salts of monobasic carboxylic acids, salts of dibasic carboxylic acids, and salts of tribasic carboxylic acids.

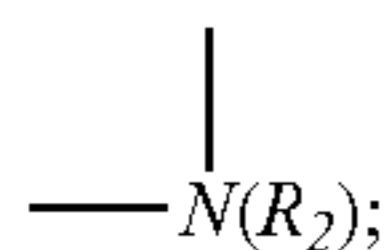
83. The compound of claim 82, wherein said pharmaceutically acceptable acid addition salt is selected from the group consisting of salts of hydrochloric acid, sulfuric acid, nitric acid, acetic acid, propionic acid, maleic acid, fumaric acid, carboxysuccinic acid, and citric acid.

84. A pharmaceutical composition, which comprises a compound of the formula



wherein

X is —O—, —S—, —NH—, or



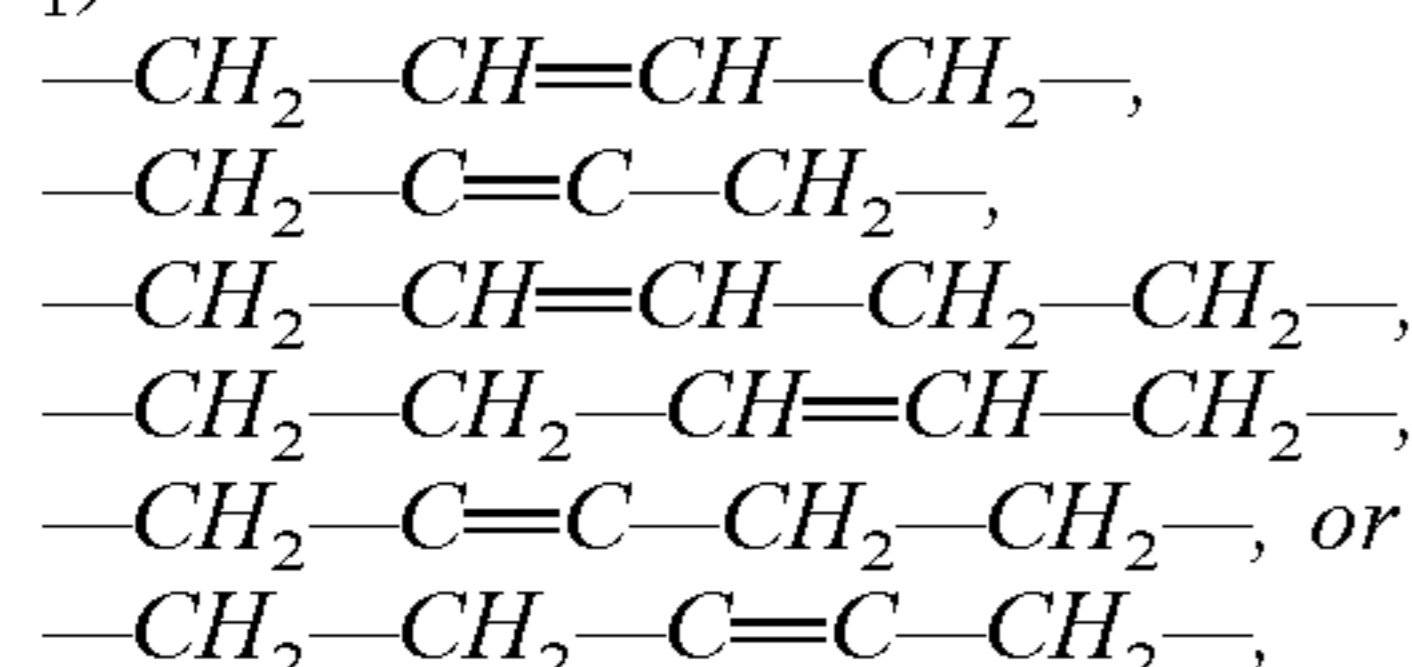
R<sub>2</sub> is selected from the group consisting of lower alkyl, aryl lower alkyl, aryl, (C<sub>3</sub>–C<sub>10</sub>)cycloalkyl, aroyl, (C<sub>2</sub>–C<sub>11</sub>)alkanoyl, and phenylsulfonyl groups; aryl is defined hereinafter;

p is 2;

Y is hydrogen, lower alkyl hydroxy, chlorine, fluorine, bromine, iodine lower alkoxy, trifluoromethyl, nitro, or amino, when p is 1;

Y is lower alkoxy, hydroxy, or halogen when p is 2 and X is —O—;

(R<sub>1</sub>) is

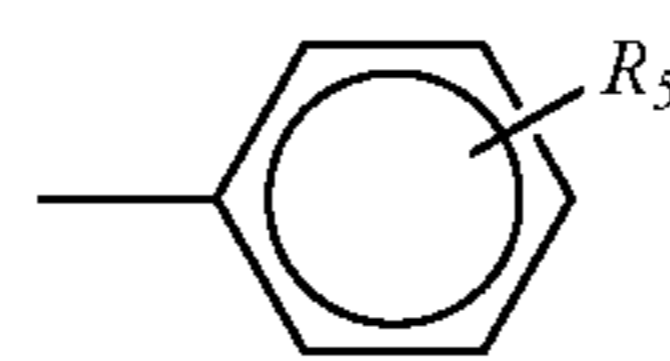


R is hydrogen, lower alkyl, lower alkoxy, hydroxyl, carboxyl, chlorine, fluorine, bromine, iodine, amino, lower mono or dialkylamino, nitro, lower alkyl, thio, trifluoromethoxy, cyano, acylamino, trifluoromethyl, trifluoroacetyl, aminocarbonyl, dialkylaminocarbonyl formyl, —C(=O)-alkyl, —C(=O)—O-alkyl, —C(=O)-aryl, —C(=O)-heteroaryl, —CH(OR<sub>7</sub>)-alkyl, —C(=W)-alkyl, —C(=W)-aryl, or —C(=W)-heteroaryl;

124

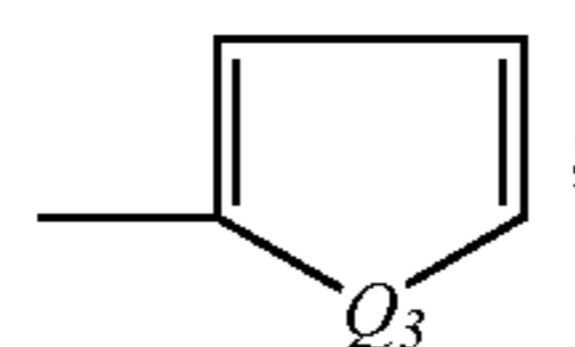
where alkyl is lower alkyl;

aryl is phenyl or



where R<sub>5</sub> is hydrogen, lower alkyl, lower alkoxy, hydroxy, chlorine, bromine, iodine, lower monoalkylamino, lower dialkylamino, nitro, cyano, trifluoromethyl, trifluoromethoxy;

heteroaryl is



where Q<sub>3</sub> is —O—, —S—, —NH—, or —CH=N—;

W is CH<sub>2</sub> or CHR<sub>8</sub> or N—R<sub>9</sub>;

R<sub>7</sub> is hydrogen, lower alkyl, or lower alkyl—(C=O)—;

R<sub>8</sub> is lower alkyl;

R<sub>9</sub> is hydroxy, lower alkoxy, or —NHR<sub>10</sub>; and

R<sub>10</sub> is hydrogen, lower alkyl, C<sub>1</sub>–C<sub>3</sub> acyl, aryl, —C(=O)-aryl, or —C(=O)-heteroaryl,

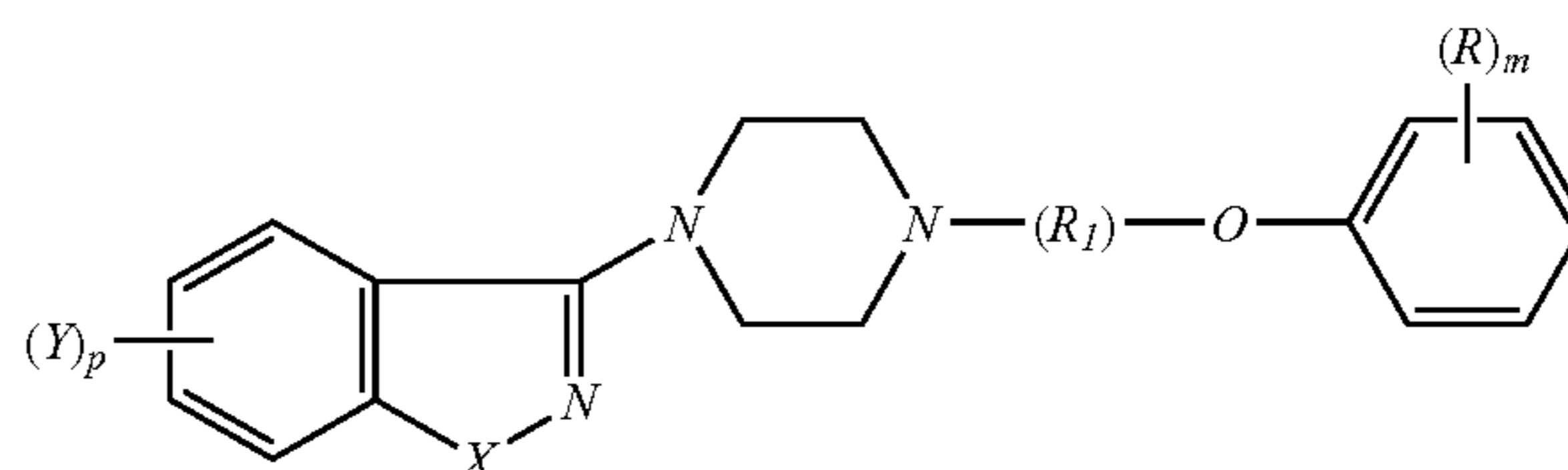
where aryl and heteroaryl are as defined above; and

m is 1, 2, or 3;

with the exclusion of compounds wherein X is O or S, Y is hydrogen, and R is hydrogen, C<sub>1</sub>–C<sub>4</sub>, alkyl, chlorine, fluorine, bromine, iodine cyano, C<sub>1</sub>–C<sub>4</sub> alkoxy, or —COOR<sub>23</sub> where R<sub>23</sub> is C<sub>1</sub>–C<sub>4</sub> alkyl;

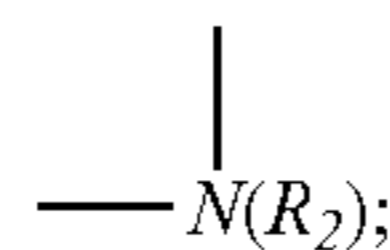
all geometric, optical and stereoisomers thereof, or a pharmaceutically acceptable acid addition salt thereof, and a pharmaceutically acceptable carrier therefor.

85. A pharmaceutical composition, which comprises a compound of the formula



wherein

X is —O—, —S—, —NH—, or



R<sub>3</sub> is selected from the group consisting of lower alkyl, aryl lower alkyl, aryl, (C<sub>3</sub>–C<sub>10</sub>)cycloalkyl, aroyl, (C<sub>2</sub>–C<sub>11</sub>)alkanoyl, and phenylsulfonyl groups; aryl is defined hereinafter;

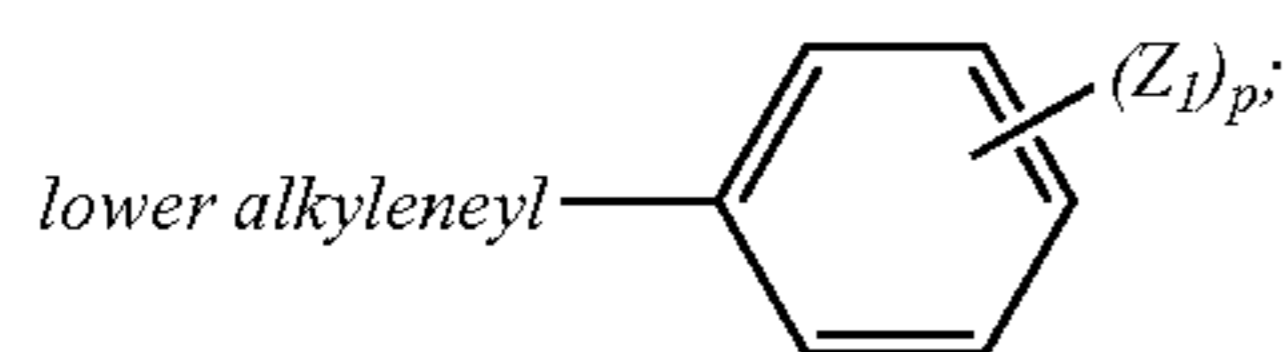
p is 1 or 2;

Y is hydrogen, lower alkyl, hydroxy, chlorine, fluorine, iodine, lower alkoxy, trifluoromethyl, hydroxy, or amino, when p is 1;

Y is lower alkoxy, hydroxy, or halogen when p is 2 and X is —O—;

## 125

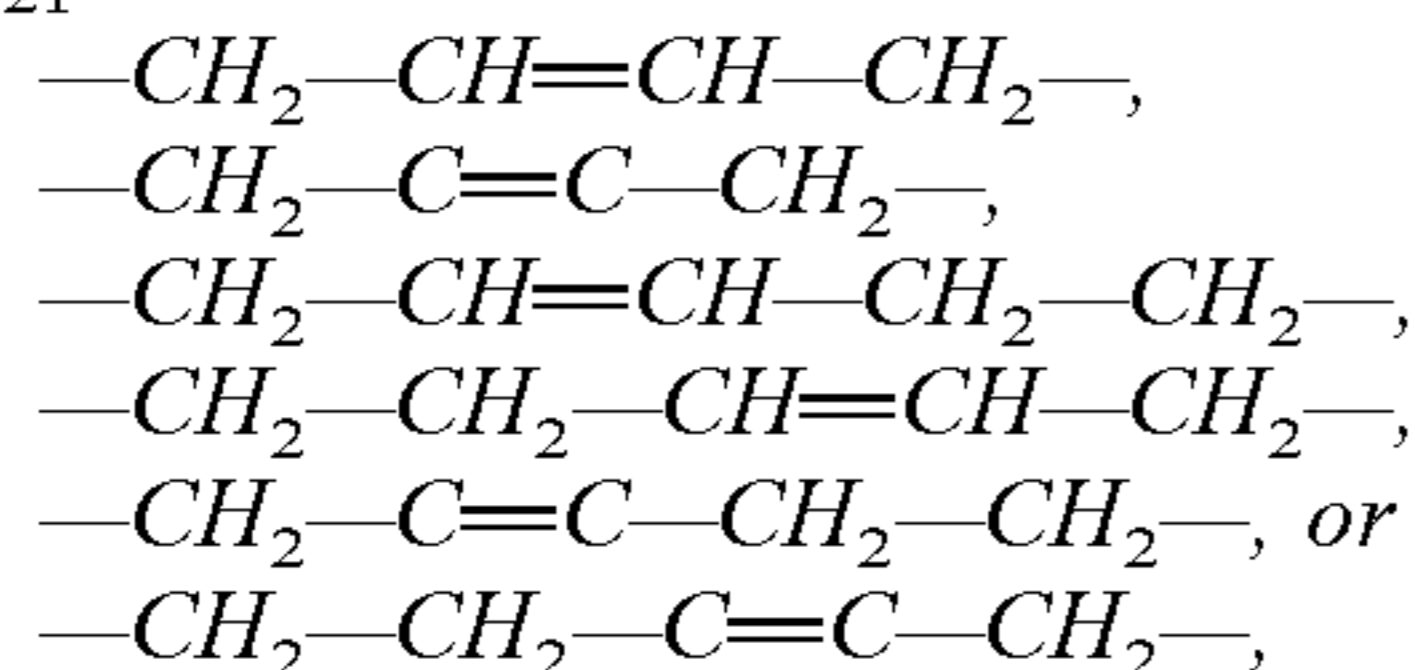
(R<sub>1</sub>) s R<sub>20</sub> or R<sub>21</sub> in which one or more carbon atoms of R<sub>20</sub> or R<sub>21</sub> are substituted by at least one C<sub>1</sub>-C<sub>6</sub> linear alkyl group phenyl group or



where Z<sub>1</sub> is lower alkyl, —OH, lower alkoxy, —CF<sub>3</sub>, —NO<sub>2</sub>, or halogen;

R<sub>20</sub> is —(CH<sub>2</sub>)<sub>n</sub>—, where n is 2, 3, 4 or 5;

R<sub>21</sub> is

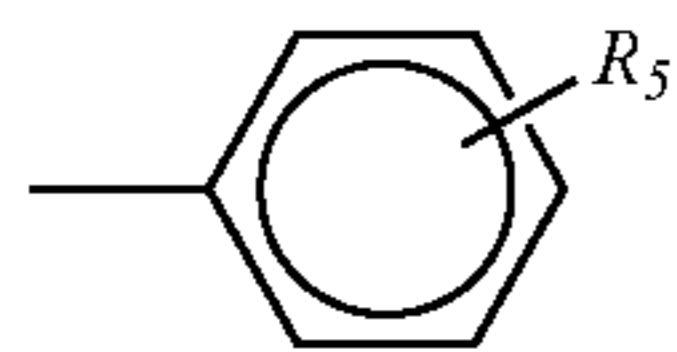


the —CH=CH— bond being cis or trans;

R is hydrogen, lower alkyl, lower alkoxy, hydroxyl, carboxyl, chlorine, fluorine, bromine, iodine, amino, lower mono or dialkylamino, nitro, lower alkyl, thio, trifluoromethoxy, cyano, acylamino, trifluoromethyl, trifluoroacetyl, aminocarbonyl, monoalkylaminocarbonyl, dialkylaminocarbonyl formyl, —C(=O)-alkyl, —C(=O)-O-alkyl, —C(=O)-aryl, —C(=O)-heteroaryl, —CH(OR<sub>7</sub>)-alkyl, —C(=W)-alkyl, —C(=W)-aryl, or —C(=W)-heteroaryl;

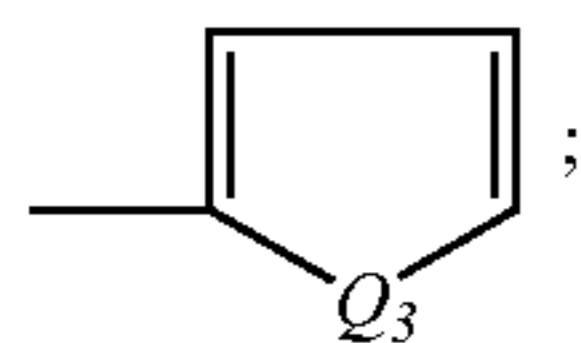
where alkyl is lower alkyl;

aryl is phenyl or



where R<sub>5</sub> is hydrogen, lower alkyl, lower alkoxy, hydroxy, chlorine, fluorine, bromine, iodine, lower monoalkylamino, lower dialkylamino nitro, cyano, trifluoromethyl, trifluoromethoxy;

heteroaryl is



where Q<sub>3</sub> is —O—, —S—, —NH—, or —CH=N—;

W is CH<sub>2</sub> or CHR<sub>8</sub> or N—R<sub>9</sub>;

R<sub>7</sub> is hydrogen, lower alkyl, or lower alkyl—(C=O)—;

R<sub>8</sub> is lower alkyl;

R<sub>9</sub> is hydroxy, lower alkoxy, or —NHR<sub>10</sub>; and

R<sub>10</sub> is hydrogen, lower alkyl, C<sub>1</sub>-C<sub>3</sub> acyl, aryl, —C(=O)-aryl, or —C(=O)-heteroaryl,

where and heteroaryl are as defined above; and m is 1, 2, or 3;

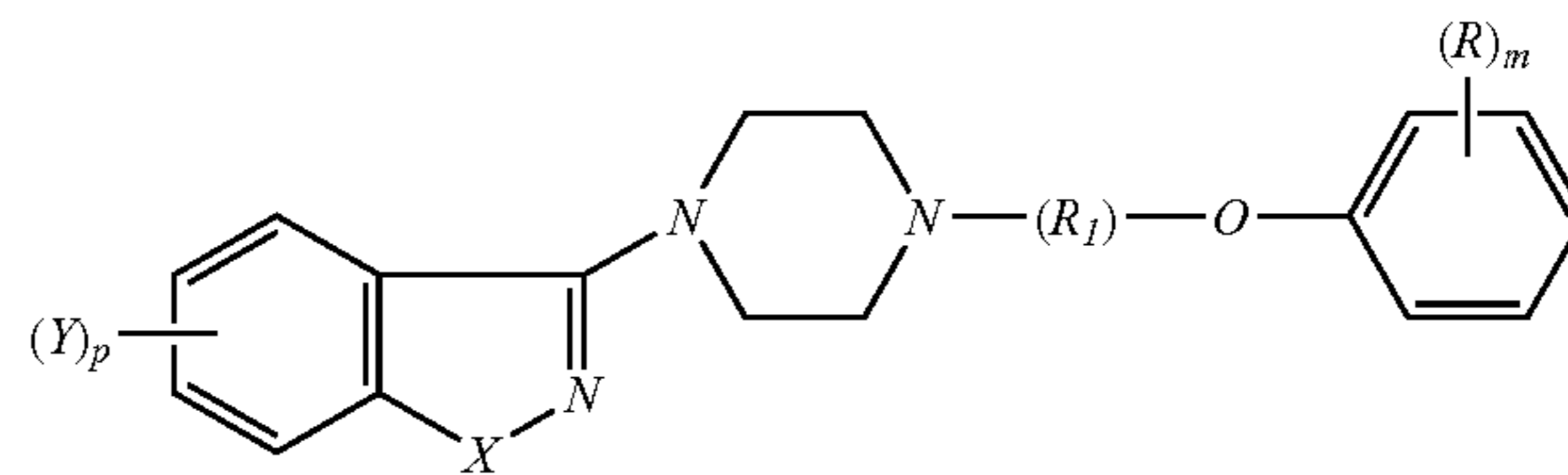
with the exclusion of compounds wherein X is O or S, Y is hydrogen, and R is hydrogen, C<sub>1</sub>-C<sub>4</sub> alkyl, chlorine, fluorine, bromine, iodine, cyano, C<sub>1</sub>C<sub>4</sub> alkoxy, or —COOR<sub>23</sub> where R<sub>23</sub> is C<sub>1</sub>-C<sub>4</sub> alkyl;

with the exclusion of compounds wherein X is —S—, R<sub>1</sub> is R<sub>20</sub>, R is H, and m=1;

all geometric, optical and stereoisomers thereof, or a pharmaceutically acceptable acid addition salt thereof, and a pharmaceutically acceptable carrier thereof.

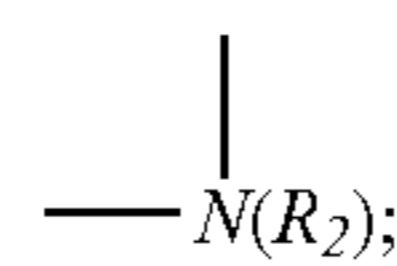
## 126

86. An antipsychotic composition, which comprises a compound of the formula



wherein

X is —O—, —S—, —NH—, or



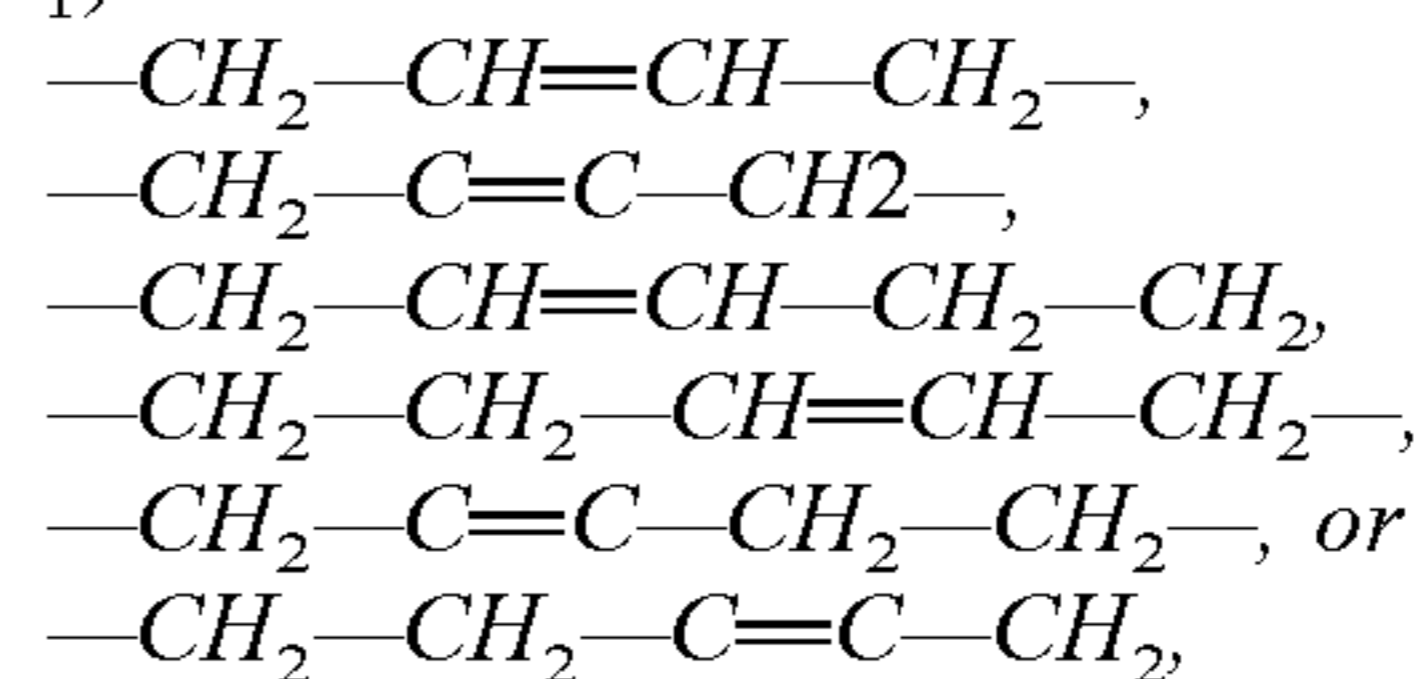
R<sub>2</sub> is selected from the group consisting of lower alkyl, aryl lower alkyl, aryl, (C<sub>3</sub>-C<sub>10</sub>) cycloalkyl, aroyl, (C<sub>2</sub>-C<sub>11</sub>) alkanoyl, and phenylsulfonyl groups; aryl is defined hereinafter;

p is 1 or 2;

Y is hydrogen, lower alkyl, hydroxy, chlorine, fluorine, bromine, iodine, lower alkoxy, trifluoromethyl, nitro, or amino, when p is 1;

Y is lower alkoxy, hydroxy, or halogen when p is 2 and X is —O—;

(R<sub>1</sub>) is

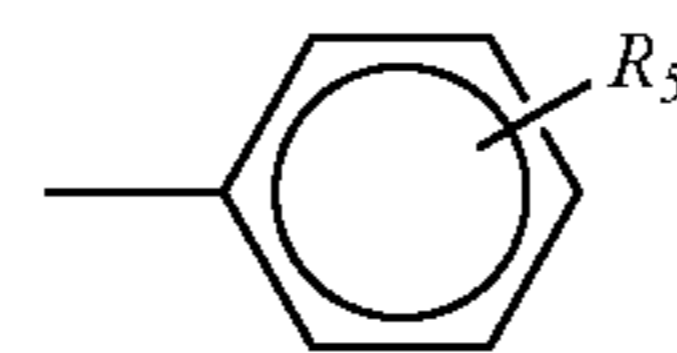


the —CH=CH— bond being cis or trans;

R is hydrogen, lower alkyl, lower alkoxy, hydroxyl, carboxyl, chlorine, fluorine, bromine, iodine, amino, lower mono or dialkylamino, nitro, lower alkyl thio, trifluoromethoxy, cyano, acylamino, trifluoromethyl, trifluoroacetyl, aminocarbonyl, dialkylaminocarbonyl, formyl, —C(=O)-alkyl, —C(=O)-O-alkyl, —C(=O)-aryl, —C(=O)-heteroaryl, —CH(OR<sub>7</sub>)-alkyl, —C(=W)-alkyl, —C(=W)-aryl, or —C(=W)-heteroaryl;

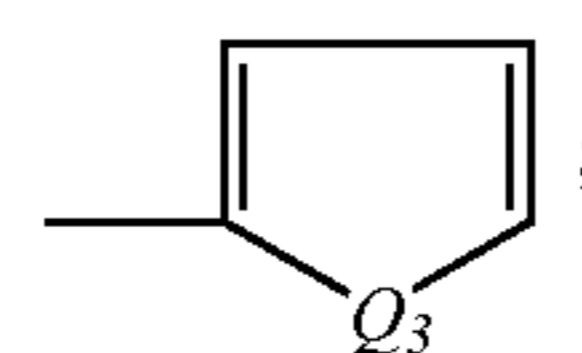
where alkyl is lower alkyl;

aryl is phenyl or



where R<sub>5</sub> is hydrogen, lower alkyl, lower alkoxy, hydroxy, chlorine, fluorine, bromine, iodine, lower monoalkylamino, lower dialkylamino, nitro, cyano, trifluoromethyl, trifluoromethoxy;

heteroaryl is



where Q<sub>3</sub> is —O—, —S—, —NH—, or —CH=N—;

W is CH<sub>2</sub> or CHR<sub>8</sub> or N—R<sub>9</sub>;

R<sub>7</sub> is hydrogen, lower alkyl, or lower alkyl—(C=O)—;

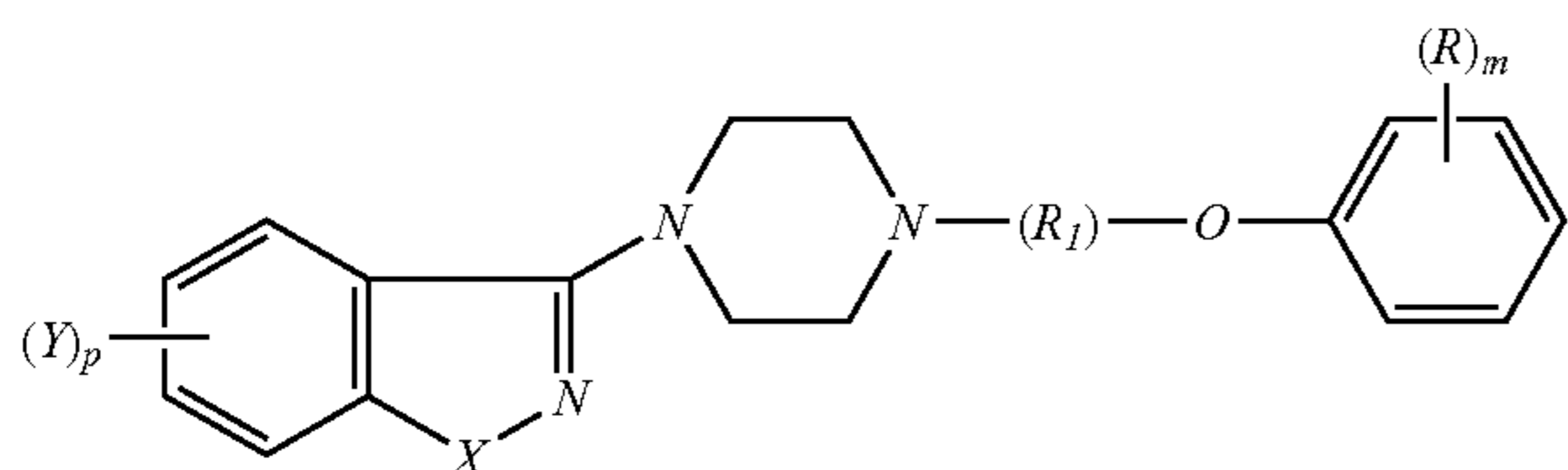


127

$R_8$  is lower alkyl;  
 $R_9$  is hydroxy, lower alkoxy, or  $-NHR_{10}$ ; and  
 $R_{10}$  is hydrogen, lower alkyl,  $C_1-C_3$  acyl, aryl,  
 $-C(=O)$ -aryl, or  $-C(=O)$ -heteroaryl,  
 where aryl and heteroaryl are as defined above; and  
 $m$  is 1, 2 or 3;

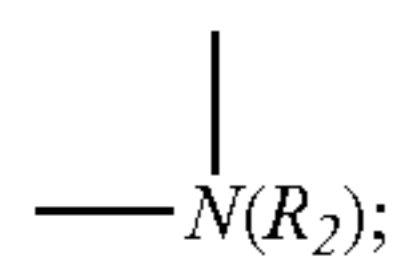
with the exclusion of compounds wherein  $X$  is  $O$  or  
 $S$ ,  $Y$  is hydrogen, and  $R$  is hydrogen,  $C_1-C_4$  alkyl,  
 chlorine, fluorine, bromine, iodine, cyano,  $C_1-C_4$   
 alkoxy, or  $-COOR_{23}$  where  $R_{23}$  is  $C_1-C_4$  alkyl;  
 all geometric, optical, and stereoisomers thereof, or  
 a pharmaceutically acceptable acid addition salt  
 thereof, in an amount sufficient to produce an  
 antipsychotic effect, and a pharmaceutically  
 acceptable carrier therefor.

87. An antipsychotic composition, which comprises a  
 compound of the formula



wherein

$X$  is  $-O-$ ,  $-S-$ ,  $-NH-$ , or



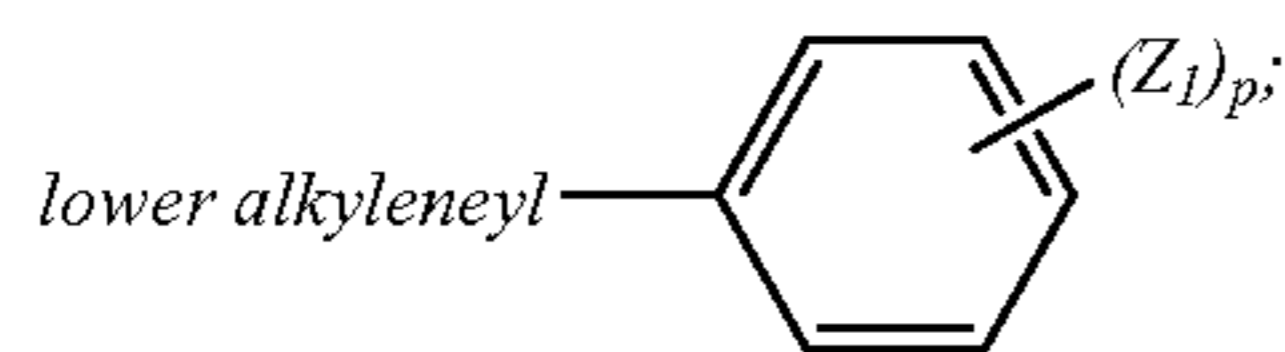
$R_2$  is selected from the group consisting of lower alkyl,  
 aryl lower alkyl, aryl,  $(C_3-C_{10})$ cycloalkyl, aroyl,  
 $(C_2-C_{11})$ alkanoyl, and phenylsulfonyl groups;  
 aryl is defined hereinafter;

$p$  is 1 or 2;

$Y$  is hydrogen, lower alkyl, hydroxy, chlorine, fluorine,  
 bromine, iodine, lower alkoxy, trifluoromethyl, nitro,  
 or amino, when  $p$  is 1;

$Y$  is lower alkoxy, hydroxy, or halogen when  $p$  is 2 and  
 $X$  is  $-O-$ ;

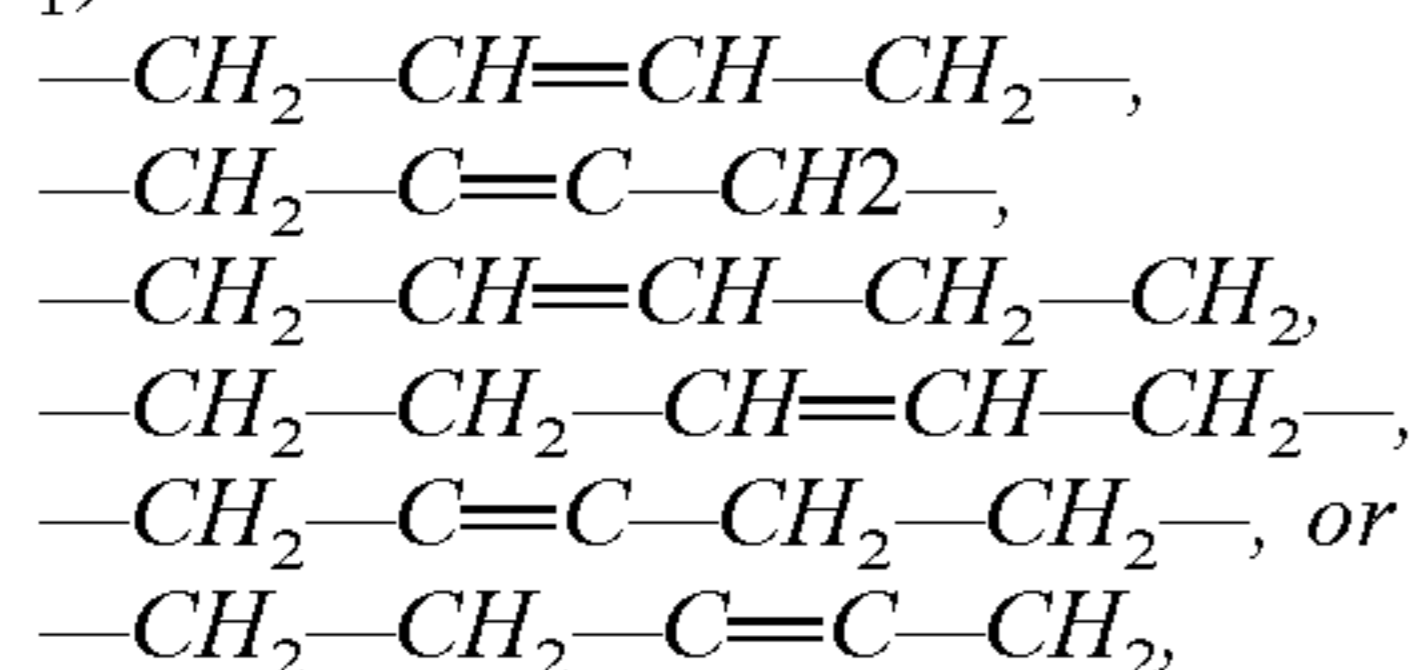
$(R_1)$  is  $R_{20}$  or  $R_{21}$  in which one or more carbon atoms  
 of  $R_{20}$  or  $R_{21}$  are substituted by at least one  $C_1-C_4$   
 linear alkyl group, phenyl group or



where  $Z_1$  is lower alkyl,  $-OH$ , lower alkoxy,  $-CF_3$ ,  
 $-NO_2$ , or halogen;

$R_{20}$  is  $-(CH_2)_n-$  where  $n$  is 2, 3, 4 or 5;

$(R_1)$  is



the  $-CH=CH-$  bond being *cis* or *trans*;

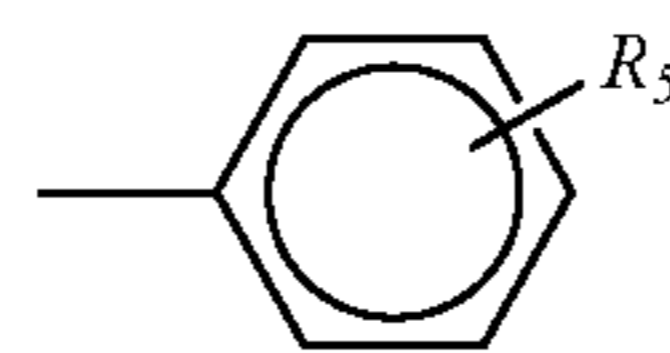
$R$  is hydrogen, lower alkyl, lower alkoxy, hydroxyl,  
 carboxyl, chlorine, fluorine, bromine, iodine, amino,  
 lower mono or dialkylamino, nitro, lower alkyl thio,  
 trifluoromethoxy, cyano, acylamino, trifluoromethyl,  
 trifluoroacetyl, aminocarbonyl,

128

dialkylaminocarbonyl, formyl,  $-C(=O)$ -alkyl,  
 $-C(=O)-O$ -alkyl,  $-C(=O)$ -aryl,  $-C(=O)$ -  
 heteroaryl,  $-CH(OR_7)$ -alkyl,  $-C(=W)$ -alkyl, 13  
 $C(=W)$ -aryl, or  $-C(=W)$ -heteroaryl;

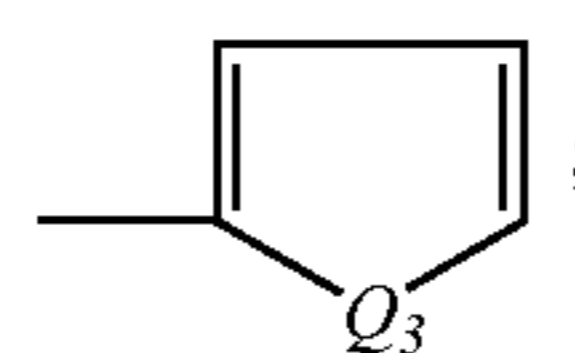
where alkyl is lower alkyl;

aryl is phenyl or



where  $R_5$  is hydrogen, lower alkyl, lower alkoxy,  
 hydroxy, chlorine, fluorine, bromine, iodine, lower  
 monoalkylamino, lower dialkylamino, nitro, cyano,  
 trifluoromethyl, trifluoromethoxy;

heteroaryl is



where  $Q_3$  is  $-O-$ ,  $-S-$ ,  $-NH-$ , or  $-CH=N-$ ;

$W$  is  $CH_2$  or  $CHR_8$  or  $N-R_9$ ;

$R_7$  is hydrogen, lower alkyl, or lower alkyl-  
 $(C=O)-$ ;

$R_8$  is lower alkyl;

$R_9$  is hydroxy, lower alkoxy, or  $-NHR_{10}$ ; and

$R_{10}$  is hydrogen, lower alkyl,  $C_1-C_3$  acyl, aryl,  
 $-C(=O)$ -aryl, or  $-C(=O)$ -heteroaryl,

where aryl and heteroaryl are as defined above; and  
 $m$  is 1, 2 or 3;

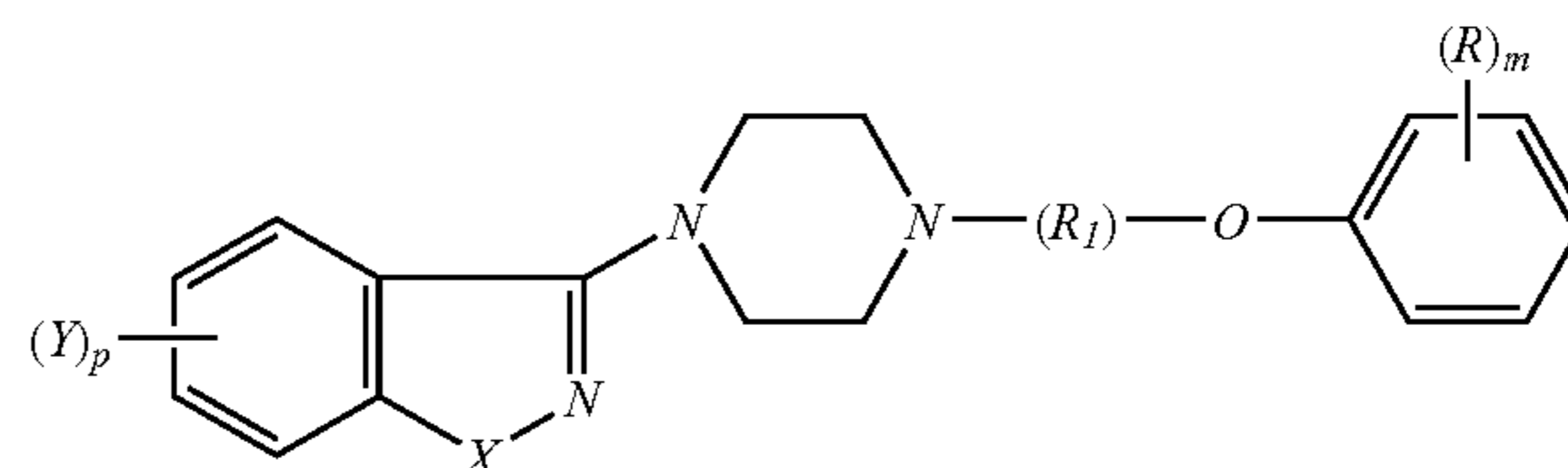
with the exclusion of compounds wherein  $X$  is  $O$  or  
 $S$ ,  $Y$  is hydrogen, and  $R$  is hydrogen,  $C_1-C_4$  alkyl,  
 chlorine, fluorine, bromine, iodine, cyano,  $C_1-C_4$   
 alkoxy, or  $-COOR_{23}$  where  $R_{23}$  is  $C_1-C_4$  alkyl;  
 with the exclusion of compounds wherein  $X$  is  $-S-$ ,  
 $R_1$  is  $R_{20}$ ,  $R$  is  $H$ , and  $m=1$ ;

all geometric, optical, and stereoisomers thereof, or  
 a pharmaceutically acceptable acid addition salt  
 thereof, in an amount sufficient to produce an  
 antipsychotic effect, and a pharmaceutically  
 acceptable carrier therefor.

88. A method of treating psychoses, which comprises  
 administering to a mammal a psychoses-treating effective  
 amount of a composition as claimed in claim 86.

89. A method of treating psychoses, which comprises  
 administering to a mammal a psychoses-treating effective  
 amount of a composition as claimed in claim 87.

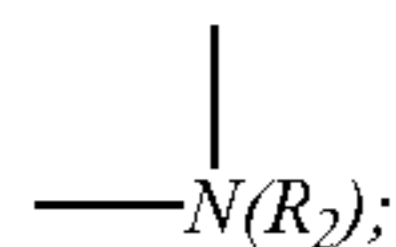
90. An analgesic composition, which comprises a com-  
 pound of the formula



wherein

129

$X$  is  $-O-$ ,  $-S-$ ,  $-NH-$ , or



$R_2$  is selected from the group consisting of lower alkyl, aryl lower alkyl, aryl,  $(C_3-C_{10})$ cycloalkyl, aroyl,  $(C_2-C_{11})$ alkanoyl, and phenylsulfonyl groups;

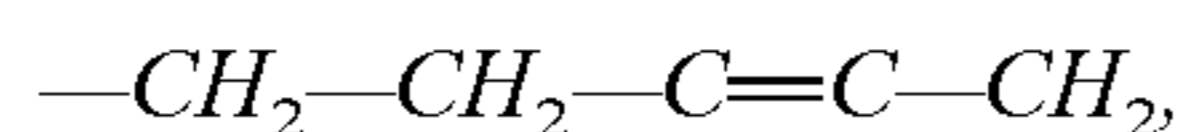
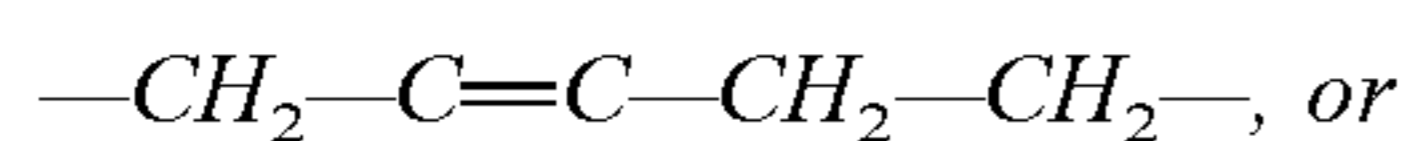
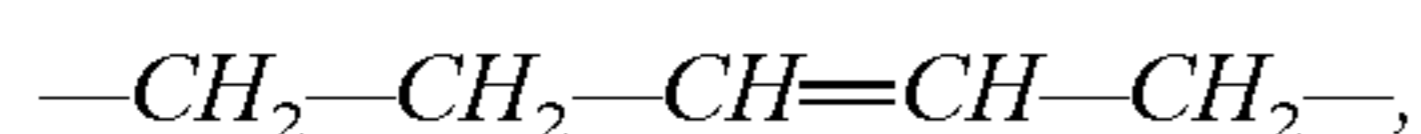
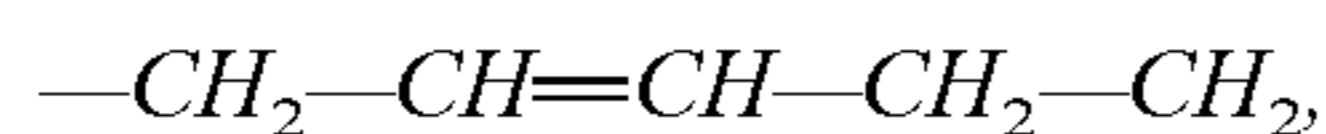
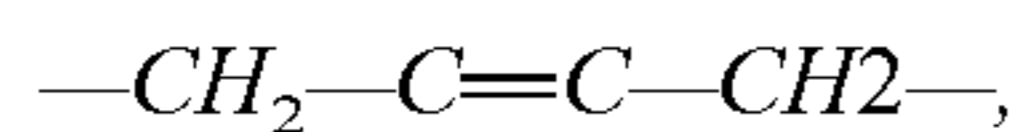
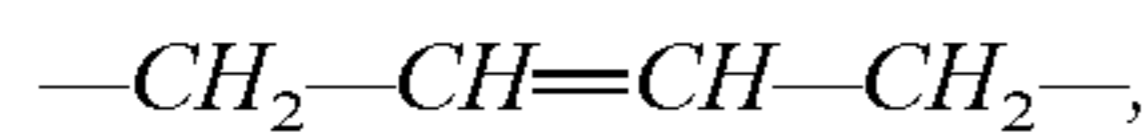
aryl is defined hereinafter;

$p$  is 1 or 2;

$Y$  is hydrogen, lower alkyl, hydroxy, chlorine, fluorine, bromine, iodine, lower alkoxy, trifluoromethyl, nitro, or amino, when  $p$  is 1;

$Y$  is lower alkoxy, hydroxy, or halogen when  $p$  is 2 and  $X$  is  $-O-$ ;

$(R_1)$  is

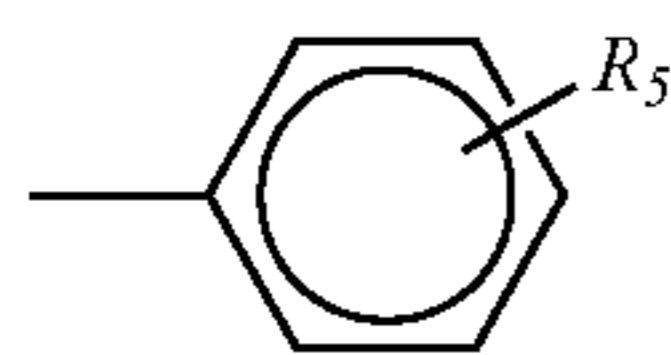


the  $-CH=CH-$  bond being cis or trans;

$R$  is hydrogen, lower alkyl, lower alkoxy, hydroxyl, carboxyl, chlorine, fluorine, bromine, iodine, amino, lower mono or dialkylamino, nitro, lower alkyl thio, trifluoromethoxy, cyano, acylamino, trifluoromethyl, trifluoroacetyl, aminocarbonyl, dialkylaminocarbonyl, formyl,  $-C(=O)$ -alkyl,  $-C(=O)$ -O-alkyl,  $-C(=O)$ -aryl,  $-C(=O)$ -heteroaryl,  $-CH(OR_7)$ -alkyl,  $-C(=W)$ -alkyl,  $13$   $-C(=W)$ -aryl, or  $-C(=W)$ -heteroaryl;

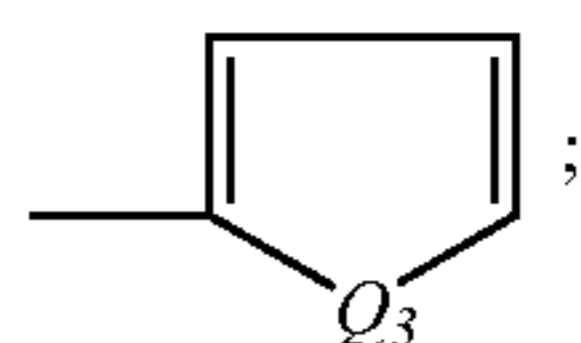
where alkyl is lower alkyl;

aryl is phenyl or



where  $R_5$  is hydrogen, lower alkyl, lower alkoxy, hydroxy, chlorine, fluorine, bromine, iodine, lower monoalkylamino, lower dialkylamino, nitro, cyano, trifluoromethyl, trifluoromethoxy;

heteroaryl is



where  $Q_3$  is  $-O-$ ,  $-S-$ ,  $-NH-$ , or  $-CH=N-$ ;

$W$  is  $CH_2$  or  $CHR_8$  or  $N-R_9$ ;

$R_7$  is hydrogen, lower alkyl, or lower alkyl- $(C=O)-$ ;

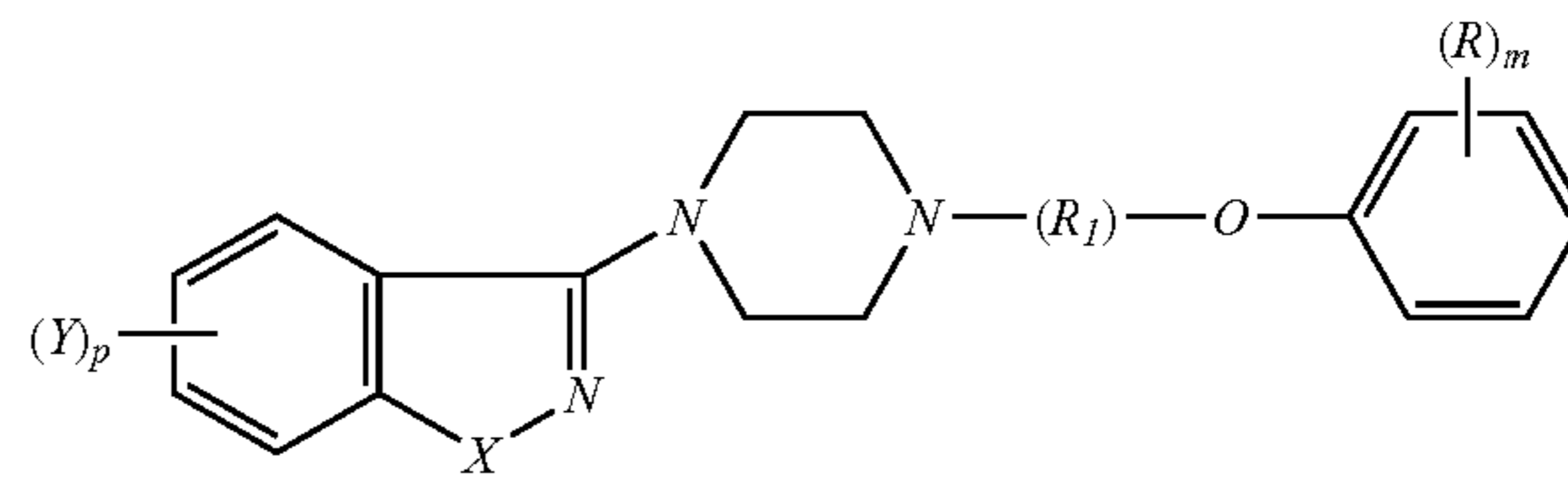
$R_8$  is lower alkyl;

$R_9$  is hydroxy, lower alkoxy, or  $-NHR_{10}$ ; and

$R_{10}$  is hydrogen, lower alkyl,  $C_1-C_3$  acyl, aryl.

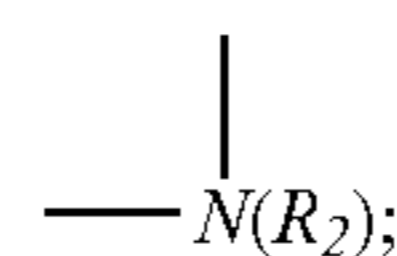
130

91. An analgesic composition, which comprises a compound of the formula



wherein

$X$  is  $-O-$ ,  $-S-$ ,  $-NH-$ , or



$R_2$  is selected from the group consisting of lower alkyl, aryl lower alkyl, aryl,  $(C_3-C_{10})$ cycloalkyl, aroyl,  $(C_2-C_{11})$ alkanoyl, and phenylsulfonyl groups;

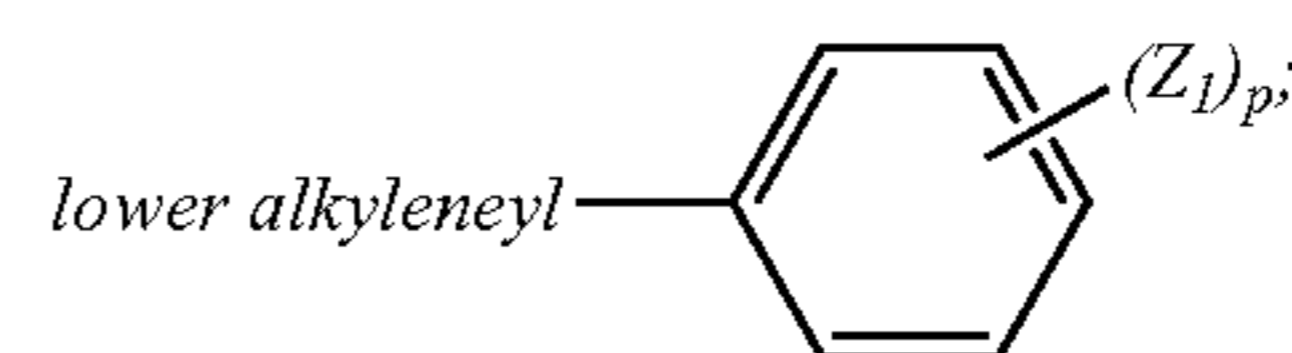
aryl is defined hereinafter;

$p$  is 1 or 2;

$Y$  is hydrogen, lower alkyl, hydroxy, chlorine, fluorine, bromine, iodine, lower alkoxy, trifluoromethyl, nitro, or amino, when  $p$  is 1;

$Y$  is lower alkoxy, hydroxy, or halogen when  $p$  is 2 and  $X$  is  $-O-$ ;

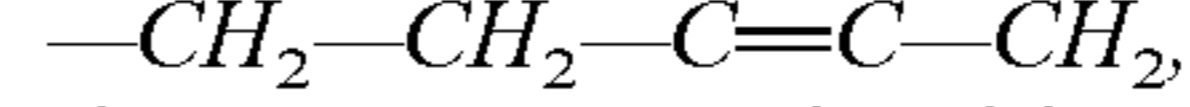
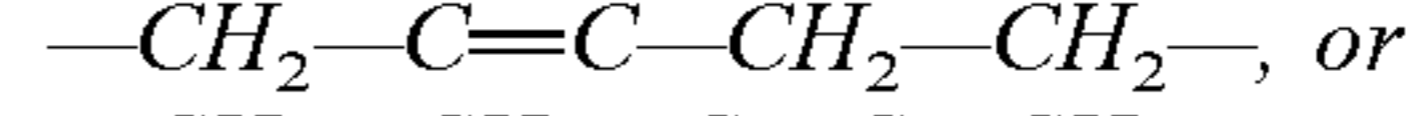
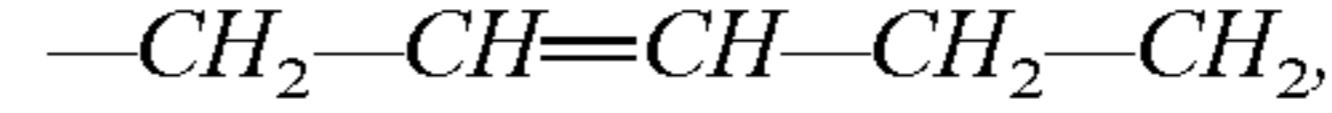
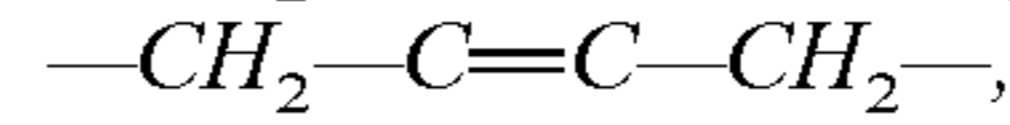
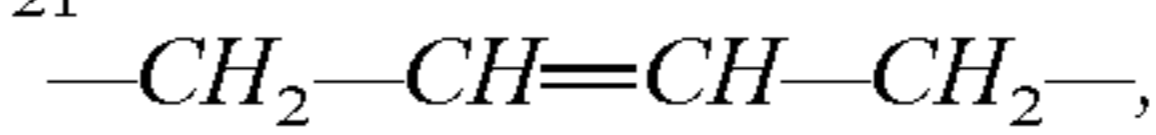
$(R_1)$  is  $R_{20}$  or  $R_{21}$  in which one or more carbon atoms of  $R_{20}$  or  $R_{21}$  are substituted by at least one  $C_1-C_4$  linear alkyl group, phenyl group or



where  $Z_1$  is lower alkyl,  $-OH$ , lower alkoxy,  $-CF_3$ ,  $-NO_2$ , or halogen;

$R_{20}$  is  $-(CH_2)_n-$  where  $n$  is 2, 3, 4 or 5;

$R_{21}$  is

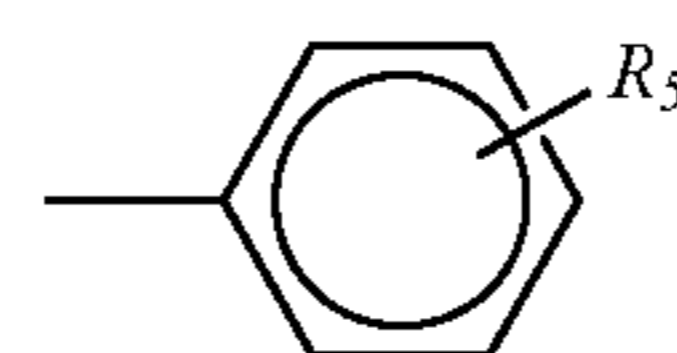


the  $-CH=CH-$  bond being cis or trans;

$R$  is hydrogen, lower alkyl, lower alkoxy, hydroxyl, carboxyl, chlorine, fluorine, bromine, iodine, amino, lower mono or dialkylamino, nitro, lower alkyl thio, trifluoromethoxy, cyano, acylamino, trifluoromethyl, trifluoroacetyl, aminocarbonyl, monoalkylaminocarbonyl, dialkylaminocarbonyl, formyl,  $-C(=O)$ -alkyl,  $-C(=O)$ -O-alkyl,  $-C(=O)$ -aryl,  $-C(=O)$ -heteroaryl,  $-CH(OR_7)$ -alkyl,  $-C(=W)$ -alkyl,  $-C(=W)$ -aryl, or  $-C(=W)$ -heteroaryl;

where alkyl is lower alkyl;

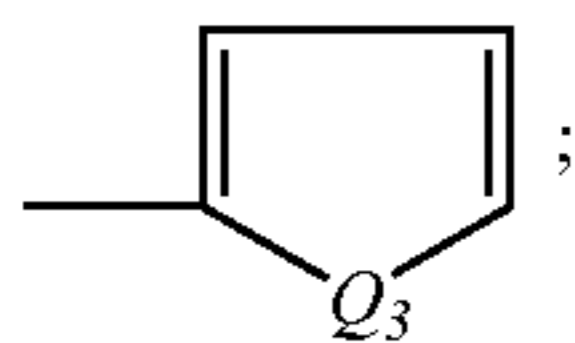
aryl is phenyl or



where  $R_5$  is hydrogen, lower alkyl, lower alkoxy, hydroxy, chlorine, fluorine, bromine, iodine, lower

## 131

monoalkylamino, lower dialkylamino, nitro, cyano, trifluoromethyl, trifluoromethoxy; heteroaryl is



where  $Q_3$  is  $-O-$ ,  $-S-$ ,  $-NH-$ , or  $-CH=N-$ ;  $W$  is  $CH_2$  or  $CHR_8$  or  $N-R_9$ ;  $R_7$  is hydrogen, lower alkyl, or alkyl;  $R_8$  is lower alkyl;  $R_9$  is hydroxy, lower alkoxy, or  $-NHR_{10}$ ; and  $R_{10}$  is hydrogen, lower alkyl,  $C_1-C_3$  acyl, aryl,  $-C(=O)-$ aryl, or  $-C(=O)-$ heteroaryl, where aryl and heteroaryl are as defined above; and  $m$  is 1, 2 or 3;

with the exclusion of compounds wherein  $X$  is  $O$  or  $S$ ,  $Y$  is hydrogen, and  $R$  is hydrogen,  $C_1-C_4$  alkyl, chlorine, fluorine, bromine, iodine, cyano,  $C_1-C_4$  alkoxy, or  $-COOR_{23}$  where  $R_{23}$  is  $C_1-C_4$  alkyl;

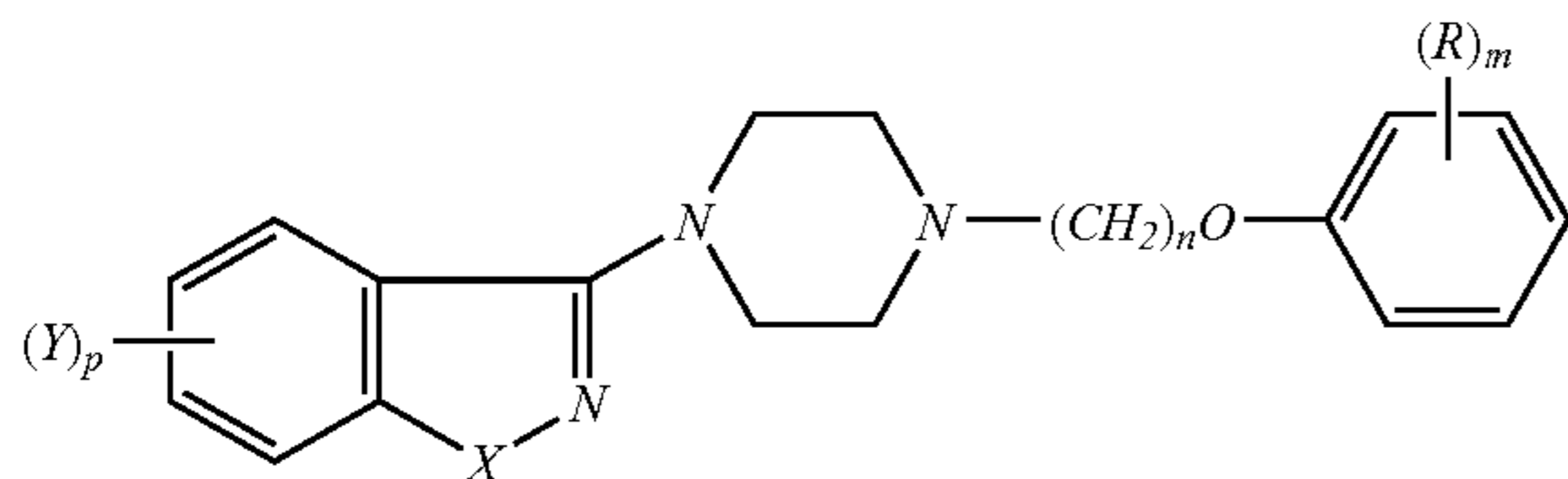
with the exclusion of compounds wherein  $X$  is  $-S-$ ,  $R_1$  is  $R_{20}$ ,  $R$  is  $H$ , and  $m=1$ ;

all geometric, optical, and stereoisomers thereof, or a pharmaceutically acceptable acid addition salt thereof, in an amount sufficient to produce an antipsychotic effect, and a pharmaceutically acceptable carrier therefor.

92. A method of alleviating pain, which comprises administering to a mammal a pain-relieving effective amount of a composition as claimed in claim 90.

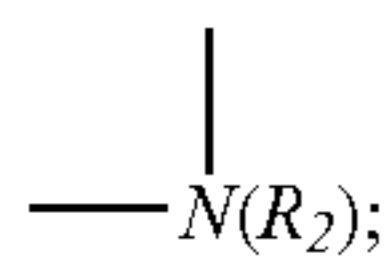
93. A method of alleviating pain, which comprises administering to a mammal a pain-relieving effective amount of a composition as claimed in claim 91.

94. A compound of the formula



wherein

$X$  is  $-O-$ ,  $-S-$ ,  $-NH-$ , or



$R_2$  is selected from the group consisting lower alkyl, aryl lower alkyl, aryl,  $(C_3-C_{10})$  cycloalkyl, aroyl,  $(C_2-C_{11})$  alkanoyl, and phenylsulfonyl groups; aryl is as defined hereinafter;

$p$  is 1 or 2;

$Y$  is hydrogen, lower alkyl, hydroxy, chlorine, fluorine, bromine, iodine, lower alkoxy, trifluoromethyl, nitro or amino, when  $p$  is 1;

$Y$  is lower alkoxy, alkoxy hydroxy, or halogen  $p$  is 2 and  $X$  is  $-O-$ ;

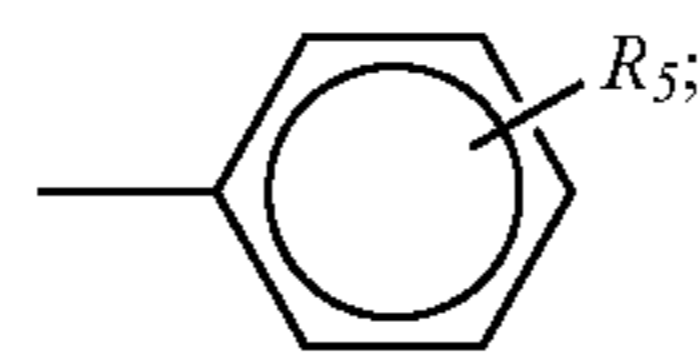
$n$  is 2, 3, or 5;

$R$  is hydrogen, lower alkyl, lower alkoxy, hydroxyl, carboxyl, chlorine, fluorine, bromine, iodine, amino, lower mono or dialkylamino, nitro, lower alkyl, thio, trifluoromethoxy, cyano, acylamino, trifluoromethyl, trifluoroacetyl, aminocarbonyl, dialkylaminocarbo-

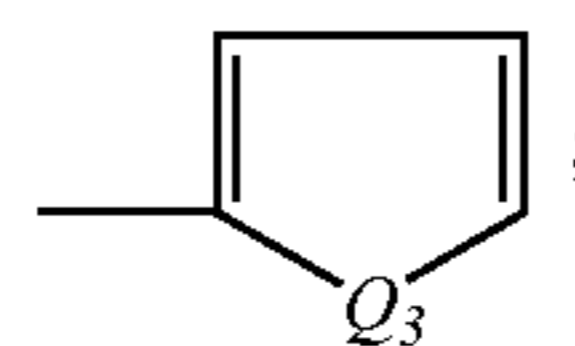
## 132

nyl formyl,  $-C(=O)-$ alkyl,  $-C(=O)-O-$ alkyl,  $-C(=O)-$ aryl,  $-C(=O)-$ heteroaryl,  $-CH(OR_7)-$ alkyl;  $-C(=W)-$ alkyl,  $-C(=W)-$ aryl, or  $-C(=W)-$ heteroaryl;

alkyl is lower alkyl; aryl is phenyl or



where  $R_5$  is hydrogen, lower alkyl, lower alkoxy, hydroxy, chlorine, fluorine, bromine, iodine, lower monoalkylamino, lower dialkylamino nitro, cyano, trifluoromethyl or trifluoromethoxy; heteroaryl is



$Q_3$  is  $-O-$ ,  $-S-$ ,  $-NH-$ , or  $-CH=N-$ ;

$W$  is  $CH_2$  or  $CHR_8$  or  $N-R_9$ ;

$R_7$  is hydrogen, lower alkyl, or lower alkyl  $-C(=O)-$ ;

$R_8$  is lower alkyl;

$R_9$  is hydroxy, lower alkoxy, or  $-NHR_{10}$ ; and

$R_{10}$  is hydrogen, lower alkyl,  $C_1-C_3$  acyl, aryl,  $-C(=O)-$ aryl, or  $-C(=O)-$ heteroaryl,

where aryl and heteroaryl are as defined above; and  $m$  is 1, 2, or 3;

with the exclusion of compounds wherein  $X$  is  $O$  or  $S$ ,  $Y$  is hydrogen, and  $R$  is hydrogen,  $C_1-C_4$  alkyl, chlorine, fluorine, bromine, iodine, cyano,  $C_1-C_4$  alkoxy, or  $-COOR_{23}$  where  $R_{23}$  is  $C_1-C_4$  alkyl;

where  $R_{23}$  is  $C_1-C_4$  alkyl;

with the exclusion of compounds wherein  $X$  is  $-S-$ ,  $R$  is  $H$ , and  $m=1$ ;

all geometric, optical and stereoisomers thereof, or a pharmaceutically acceptable acid addition salt thereof.

95. A compound as claimed in claim 94, wherein  $X$  is  $-O-$ ,  $-S-$ ,  $-NH-$ .

96. A compound as claimed in claim 94, wherein  $Y$  is hydrogen, chlorine, bromine, or fluorine.

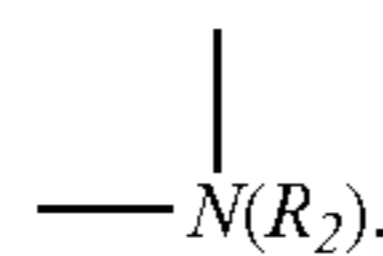
97. A compound as claimed in claim 94, wherein  $n$  is 2, 3, or 4.

98. A compound as claimed in claim 94, wherein  $X$  is  $-O-$ .

99. A compound as claimed in claim 94, wherein  $X$  is  $-S-$ .

100. A compound as claimed in claim 94, wherein  $X$  is  $-NH-$ .

101. A compound as claimed in claim 94, wherein  $X$  is



102. A compound as claimed in claim 94, wherein  $X$  is  $-O-$ ,  $-S-$ , or  $-NH-$ ;  $Y$  is  $H$ ,  $Cl$ ,  $F$ , or  $-CF_3$ ;  $R$  is selected from the group consisting of hydrogen  $C_1-C_3$  alkyl,  $C_1-C_3$  alkoxy,  $-OH$ ,  $Cl$ ,  $F$ ,  $Br$ ,  $I$ ,  $C_1-C_3$  monoalkylamino, acylamino,  $-NO_2$ ,  $-OCF_3$ , or  $-CF_3$ ; and  $n$  is 2, 3, or 4.

103. A compound as claimed in claim 102, wherein the substituent  $Y$  is in the 5- or 6-position.

104. A compound as claimed in claim 103, wherein  $m$  is 2.

## 133

105. A compound as claimed in claim 103, wherein  $n$  is 3.

106. A compound as claimed in claim 103, wherein  $p$  is 1.

107. A pharmaceutical composition, which comprises a compound as claimed in claim 94, and a pharmaceutically acceptable carrier therefor.

108. An antipsychotic composition which comprises a compound as claimed in claim 94, in an amount sufficient to produce an antipsychotic effect, a pharmaceutically acceptable carrier therefor.

109. A method of treating psychoses, which comprises administering to a mammal a psychoses-treating amount of a compound as claimed in claim 94.

110. An analgesic composition which comprises a compound as claimed in claim 94, in an amount sufficient to produce a pain-relieving effect, and a pharmaceutically acceptable carrier therefor.

## 134

111. A method of alleviating pain, which comprises administering to a mammal a pain-relieving effective amount of a compound as claimed in claim 94.

112. The compound of claim 94, wherein said pharmaceutically acceptable acid addition salt is selected from the group consisting of salts of acids, salts of monobasic carboxylic acids, salts of dibasic carboxylic acids, and salts of tribasic carboxylic acids.

113. The compound of claim 112, wherein said pharmaceutically acceptable acid addition salt is selected from the group of salts of hydrochloric acid, sulfuric acid, nitric acid, acetic acid propionic acid, maleic acid, fumaric acid, carboxysuccinic acid, and citric acid.

\* \* \* \* \*

UNITED STATES PATENT AND TRADEMARK OFFICE  
**CERTIFICATE OF CORRECTION**

PATENT NO. : RE 39,265 E  
APPLICATION NO. : 09/708475  
DATED : September 5, 2006  
INVENTOR(S) : Strupczewski et al.

Page 1 of 31

It is certified that error appears in the above-identified patent and that said Letters Patent is hereby corrected as shown below:

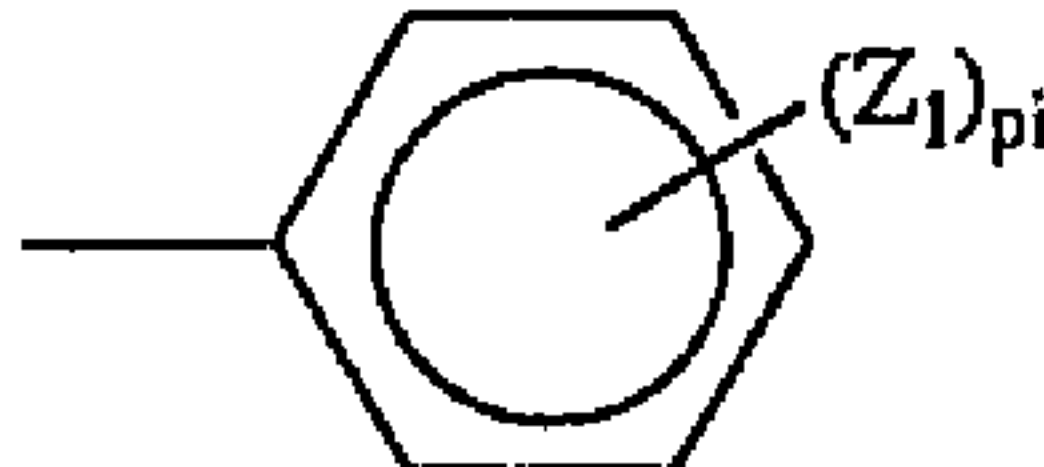
In column 6, line 36, the term “ $-\text{CH}_2-\text{C}=\text{CH}-\text{CH}_2-$ ” should read  
--  $-\text{CH}_2-\text{CH}=\text{CH}-\text{CH}_2-$  --.


In column 9, line 11, the term “ $(\text{C}_1-\text{C})$ ” should read --  $(\text{C}_1-\text{C}_{12})$  --.

In column 9, line 66, the term “ $\text{CHR}_6$ ” should read --  $\text{CHR}_8$  --.

In column 13, line 44, the term “carboxylic” should read -- carbocyclic --.

In column 15, line 60, in the structure the subscript “i” should not appear, and a semicolon should appear after the chemical structure so that the structure

“ lower alkyleneyl  ” reads

-- lower alkyleneyl  ; --.

In column 19, line 9, the term “ $\text{CHR}_6$ ” should read --  $\text{CHR}_8$  --.

In column 22, line 67, a period should appear after the chemical structure.

In column 24, line 43, the term “ $\text{CHR}_6$ ” should read --  $\text{CHR}_8$  --.

In column 24, line 44, the phrase “ $\text{R}_9$  is  $\text{N}-\text{R}_9$ ” should read --  $\text{R}_9$  in  $\text{N}-\text{R}_9$  --.

In column 25, line 58, a comma should appear immediately after the term “I”.

In column 34, line 4, the fragment “benzoxazole” should read -- benzisoxazole --.

In column 35, line 63, the fragment “methoxtrphenyl” should read -- methoxyphenyl --.

In column 38, line 14, the term “Chlorpromaxine” should read -- Chlorpromazine --.

In column 39, line 34, a comma should appear in place of a period, so that the phrase  
“acid. Primogel,” reads as -- acid, Primogel, --.

UNITED STATES PATENT AND TRADEMARK OFFICE  
**CERTIFICATE OF CORRECTION**

PATENT NO. : RE 39,265 E  
APPLICATION NO. : 09/708475  
DATED : September 5, 2006  
INVENTOR(S) : Strupczewski et al.

Page 2 of 31

It is certified that error appears in the above-identified patent and that said Letters Patent is hereby corrected as shown below:

In column 42, line 6, a comma should appear in place of a period, so that the term "1 h." reads -- 1 h, --.

In column 49, line 67, a comma should appear in place of a period, so that the term "1 h." reads -- 1 h, --.

In column 50, line 13, the number "58.74%" should read --58.47% --.

In column 51, line 22, the fragment "piperdinyll" should read -- piperidinyll --.

In column 54, line 7, the fragment "piperdinyll" should read -- piperidinyll --.

In column 54, line 26, subscripted value of fifty should be thirty, so that the fragment "H<sub>50</sub>" reads -- H<sub>30</sub> --.

In column 55, line 65, the fragment "piperdinyll" should read -- piperidinyll --.

In column 56, line 39, the extra hyphen should be deleted.

In column 56, line 39, a period should appear in place in of a comma, so that the number "3,4" reads as -- 3.4 --.

In column 56, line 44, the term "being" should read -- beige --.

In column 56, line 45, the term "recrystalized" should read -- recrystallized --.

In column 56, line 48, the term "Calcaulated" should read -- Calculated --.

In column 56, line 56, an additional comma should appear, so that the phrase "(1.5 g 0.0107 mol)," reads -- (1.5 g, 0.0107 mol), --.

In column 56, line 67, the term "addiitional" should read -- additional --.

In column 57, line 5, the term "Caculated" should read -- Calculated --.

In column 57, line 14, an additional comma should appear, so that the phrase "(1.5 g 0.0067 mol)," reads -- (1.5 g, 0.0067 mol), --.

In column 57, line 18, the term "mxiture" should read -- mixture --.

In column 57, line 37, the term "volume" should read -- mixture --.

UNITED STATES PATENT AND TRADEMARK OFFICE  
**CERTIFICATE OF CORRECTION**

PATENT NO. : RE 39,265 E  
APPLICATION NO. : 09/708475  
DATED : September 5, 2006  
INVENTOR(S) : Strupczewski et al.

Page 3 of 31

It is certified that error appears in the above-identified patent and that said Letters Patent is hereby corrected as shown below:

In column 57, line 38, the term “mg” should read -- g --.

In column 57, line 46, the term “SiO<sub>4</sub>” should read -- SiO<sub>2</sub> --.

In column 57, line 47, a period should appear in place of a comma, so that the term “1,1” reads -- 1.1 --.

In column 57, line 54, the term “61.5%” should read -- 6.15% --.

In column 57, line 46, the phrase “6.33% H” should read -- 6.33% N --.

In column 58, line 12, the term “acetnitrile” should read -- acetonitrile --.

In column 58, line 39, the term “methylate” should read -- methylene --.

In column 58, line 45, the phrase “80 mol” should read -- 80 ml --.

In column 59, line 9, a comma should appear in place of a period, so that the phrase “dichloromethane. 600 ml” reads -- dichloromethane, 600 ml --.

In column 59, line 34, the term “dicholormethane” should read -- dichloromethane --.

In column 59, line 61, a small letter el should appear in place of capital I, so that the term “HCl” reads -- HCl --.

In column 59, line 65, the term “recrystalize” should read -- recrystallize --.

In column 60, line 3, the term “hydrocyloride” should read -- hydrochloride --.

In column 60, line 3, a dash should appear in place of the second equal sign, so that the phrase “m.p.=139°=141° C.” reads -- m.p.=139°–141° C. --

In column 60, line 4, a centerdot should appear in place of a comma, and a small letter el should appear in place of capital I, so that the fragment “O<sub>4</sub>,HCl” reads --O<sub>4</sub>·HCl --.

In column 60, line 45, an additional comma should appear, so that the phrase “(3.7 g 0.0113 mol)” reads -- (3.7 g, 0.0113 mol) --.

In column 60, line 55, the fragment “benzisoxaol” should read -- benzisoxazol --.

UNITED STATES PATENT AND TRADEMARK OFFICE  
**CERTIFICATE OF CORRECTION**

PATENT NO. : RE 39,265 E  
APPLICATION NO. : 09/708475  
DATED : September 5, 2006  
INVENTOR(S) : Strupczewski et al.

Page 4 of 31

It is certified that error appears in the above-identified patent and that said Letters Patent is hereby corrected as shown below:

In column 61, line 20, a centerdot should appear in place of a comma, and the superfluous digit 4 should not appear, so that the fragment "O<sub>2</sub>,0.5C<sub>4</sub>H<sub>4</sub>O<sub>4</sub>" should read -- O<sub>2</sub>·0.5C<sub>4</sub>H<sub>4</sub>O<sub>4</sub>--.

In column 61, line 35, the term "concentrate" should read -- concentrated --.

In column 61, line 54, the term "i80" should read -- (80 --.

In column 61, line 61, the term "weighted" should read -- weighed --.

In column 62, line 7, a period should appear in place of a comma, so that the number "1,4" reads -- 1.4 --.

In column 62, line 9, a comma should appear in place of a period, and an additional comma should appear, so that the phrase "(2.5 g 0.0103 mol). KI" reads -- (2.5 g, 0.0103 mol), KI --.

In column 62, line 25, the term "9.88N" should read -- 9.88% N --.

In column 62, line 36, the term "dimethylformaide" should read -- dimethylformamide --.

In column 62, line 39, the term "dimethylformaide" should read -- dimethylformamide --.

In column 63, line 14, a comma should appear in place of a period, so that the phrase "mmoles). K<sub>2</sub>CO<sub>3</sub>" reads -- mmoles), K<sub>2</sub>CO<sub>3</sub> --.

In column 63, line 39, the term "inoluble" should read -- insoluble --.

In column 63, line 44, the term "weight" should read -- weighed --.

In column 63, line 64, the term "solified" should read -- solified --.

In column 64, line 2, the term "4.91H" should read -- 4.91% H --.

In column 64, line 17, a small letter el should appear in place of capital I, so that the term "HCI" reads -- HCl --.

In column 64, line 48, the term "dimethylforamide" should read -- dimethylformamide --.



UNITED STATES PATENT AND TRADEMARK OFFICE  
**CERTIFICATE OF CORRECTION**

PATENT NO. : RE 39,265 E  
APPLICATION NO. : 09/708475  
DATED : September 5, 2006  
INVENTOR(S) : Strupczewski et al.

Page 5 of 31

It is certified that error appears in the above-identified patent and that said Letters Patent is hereby corrected as shown below:

In column 64, line 56, a comma should appear after “g”, so that the phrase  
“(8.4 g 0.0485 mol)” reads -- (8.4 g, 0.0485 mol) --.

In column 65, line 2, the term “piperdinyI” should read -- piperidinyI --.

In column 65, line 26, the term “solvet” should read -- solvent --.

In column 65, line 44, a comma should appear after “g”, so that the phrase  
“(2.5 g 0.022 mol)” reads -- (8.4 g, 0.0485 mol) --.

In column 65, line 45, the term “miture” should read -- mixture --.

In column 65, line 53, a small letter el should appear in place of capital I, so that the  
term “HCI” reads -- HCl --.

In column 66, line 5, the number “0.0107” should read -- 0.107 --.

In column 66, line 21, a small letter el should appear in place of capital I, so that the  
formula “C<sub>11</sub>H<sub>13</sub>ClO<sub>4</sub>” reads -- C<sub>11</sub>H<sub>13</sub>ClO<sub>4</sub> --.

In column 67, line 10, the term “ANALSYS” should read -- ANALYSIS --.

In column 67, line 10, a small letter el should appear in place of capital I, so that the  
formula “C<sub>11</sub>H<sub>13</sub>ClO<sub>3</sub>” reads -- C<sub>11</sub>H<sub>13</sub>ClO<sub>3</sub> --.

In column 67, line 29, a small letter el should appear in place of capital I, so that the  
formula “C<sub>11</sub>H<sub>15</sub>ClO<sub>3</sub>” reads -- C<sub>11</sub>H<sub>15</sub>ClO<sub>3</sub> --.

In column 67, line 47, a closed bracket symbol should appear in place of the close  
parenthesis symbol, so that the fragment “piperidinyI)propoxy]” reads  
-- piperidinyI)propoxy] --.

In column 67, line 51, the term “EXAMPE” should read -- EXAMPLE --.

In column 68, line 18, the term “basic” should read -- base --.

In column 68, line 19, a small letter el should appear in place of capital I, so that the  
term “HCI” reads -- HCl --.

In column 68, line 24, the term “Calcuated” should read -- Calculated --.

UNITED STATES PATENT AND TRADEMARK OFFICE  
**CERTIFICATE OF CORRECTION**

PATENT NO. : RE 39,265 E  
APPLICATION NO. : 09/708475  
DATED : September 5, 2006  
INVENTOR(S) : Strupczewski et al.

Page 6 of 31

It is certified that error appears in the above-identified patent and that said Letters Patent is hereby corrected as shown below:

In column 68, line 24, a period should appear in place of a comma, and small letter “el” in place of capital letter “el”, so that the formula “C<sub>21</sub>H<sub>24</sub>FN<sub>3</sub>O<sub>2</sub>,2HCL” reads -- C<sub>21</sub>H<sub>24</sub>FN<sub>3</sub>O<sub>2</sub>.2HCl --.

In column 68, line 29, the superfluous fragment “propoxy]” should not appear.

In column 68, line 46, a small letter el should appear in place of capital I, so that the formula “C<sub>13</sub>H<sub>16</sub>CINO<sub>3</sub>” reads -- C<sub>13</sub>H<sub>16</sub>CINO<sub>3</sub> --.

In column 68, line 55, the term “aqueous” should read -- aqueous --.

In column 68, line 58, a small letter el should appear in place of capital I, so that the term “HCI” reads -- HCl --.

In column 69, line 32, the term “piperdiny]” should read -- piperidinyl --.

In column 69, line 46, a small letter el should appear in place of capital I, so that the term “HCI” reads -- HCl --.

In column 69, line 46, the term “recipitated” should read -- precipitated --.

In column 69, line 51, a period should appear in place of a comma, and small letter el in place of capital letter I, so that the formula “C<sub>24</sub>H<sub>29</sub>FN<sub>2</sub>O<sub>3</sub>,HCI” reads -- C<sub>24</sub>H<sub>29</sub>FN<sub>2</sub>O<sub>3</sub>.HCl --.

In column 69, line 56, the term “6Fluoro” should read -- 6-Fluoro --.

In column 69, line 67, the term “water/ic” should read -- water/ice --.

In column 70, line 2, the phrase “the concentrated” should read -- then concentrated --.

In column 70, line 7, the term “piperdiny]” should read -- piperidinyl --.

In column 70, line 47, a tilde should appear in place of the minus sign so that the term “(-18 g)” reads -- (~18 g) --.

In column 71, line 5, the formula “NaSO<sub>4</sub>” should read -- Na<sub>2</sub>SO<sub>4</sub> --.

In column 71, line 21, a tilde should appear in place of the minus sign so that the term “(-110° C.)” reads -- (~110° C.) --.

UNITED STATES PATENT AND TRADEMARK OFFICE  
**CERTIFICATE OF CORRECTION**

PATENT NO. : RE 39,265 E  
APPLICATION NO. : 09/708475  
DATED : September 5, 2006  
INVENTOR(S) : Strupczewski et al.

Page 7 of 31

It is certified that error appears in the above-identified patent and that said Letters Patent is hereby corrected as shown below:

In column 71, line 32, a semicolon should appear in place of a colon, so that the term "g:" read -- g; --.

In column 71, line 56, the term "f" should read -- of --.

In column 71, line 59, a hyphen should appear immediately after numeral 1.

In column 71, line 62, a small letter el should appear in place of capital I, so that the term "HCI" reads -- HCl --.

In column 72, line 15, the term "solutio" should read -- solution --.

In column 72, line 21, the term "is" should read -- in --.

In column 72, line 36, a small letter el should appear in place of capital I, so that the formula " $C_{12}H_{16}CINO_2$ " reads --  $C_{12}H_{16}ClNO_2$  --.

In column 72, line 58, the term "Calculate" should read -- Calculated --.

In column 73, line 1, the term "dimethylfomamide" should read -- dimethylformamide --.

In column 73 line 4, the term "dimethylformamdie" should read -- dimethylformamide --.

In column 73, line 6, the phrase "is twas" should read -- it was --.

In column 73, line 6, the phrase "in water" should read -- into water --.

In column 73, line 11, the term "sampe" should read -- sample --.

In column 73, line 14, the term "ethy" should read -- ethyl --.

In column 73, line 20, a small letter el should appear in place of capital I, so that the formula " $C_{12}H_{16}CINO_3$ " reads --  $C_{12}H_{16}ClNO_3$  --.

In column 73, line 22, the fragment "yl) l" should read -- yl)-1--.

In column 73, line 30, a small letter el should appear in place of capital I, so that the term "HCI" reads -- HCl --.

UNITED STATES PATENT AND TRADEMARK OFFICE  
**CERTIFICATE OF CORRECTION**

PATENT NO. : RE 39,265 E  
APPLICATION NO. : 09/708475  
DATED : September 5, 2006  
INVENTOR(S) : Strupczewski et al.

Page 8 of 31

It is certified that error appears in the above-identified patent and that said Letters Patent is hereby corrected as shown below:

In column 73, line 33, the term "Utilizing" should read -- utilizing --.

In column 73, line 55, the term "8.0" should read -- 8.0 g --.

In column 73, line 60, a small letter el should appear in place of capital I, so that the term "HCI" reads -- HCl --.

In column 74, line 1, a small letter el should appear in place of capital I, so that the fragment "HCI" reads -- HCl --.

In column 74, line 18, the fragment "iperidinyI" should read -- piperidinyI --.

In column 74, line 20, a comma should appear in place of a period, so that the phrase "17.7 mmoles)." reads -- 17.7 mmoles), --.

In column 74, line 22, the term "(3g)" should read -- (3 g) --.

In column 74, line 27, the term "weight" should read -- weighed --.

In column 74, line 44, the term "16" should read -- 16 hours. The reaction was poured into water, and the mixture --.

In column 74, line 49, the term "wad" should read -- was --.

In column 74, line 55, the fragment "benzisoXasol" should read -- benzisoxazol --.

In column 74, line 55, the fragment "piperdinyI" should read -- piperidinyI --.

In column 75, line 4, the term "pressue" should read -- pressure --.

In column 75, line 9, the term "based" should read -- base --.

In column 75, line 32, the term "4.2 g" should read -- 4.2 g of --.

In column 75, lines 64 to 65, the term "triphenylphosphate" should read -- triphenylphosphine --.

In column 76, line 5, a small letter el should appear in place of capital I, so that the term "HCI" reads -- HCl --.

UNITED STATES PATENT AND TRADEMARK OFFICE  
**CERTIFICATE OF CORRECTION**

PATENT NO. : RE 39,265 E  
APPLICATION NO. : 09/708475  
DATED : September 5, 2006  
INVENTOR(S) : Strupczewski et al.

Page 9 of 31

It is certified that error appears in the above-identified patent and that said Letters Patent is hereby corrected as shown below:

In column 76, line 7, a small letter el should appear in place of capital I, so that the formula " $C_{25}H_{30}CIN_2O_3$ " reads --  $C_{25}H_{30}CIN_2O_3$  --.

In column 76, line 11, the fragment "1,2Benzisoxazol" should read -- 1,2-Benzisoxazol --.

In column 76, line 23, the phrase "20 m" should read -- 20 ml --.

In column 76, line 44, a small letter el should appear in place of capital I, so that the formula " $C_{13}H_{15}ClO_3$ " reads --  $C_{13}H_{15}ClO_3$  --.

In column 76, line 55, the term "acetontrile" should read -- acetonitrile --.

In column 77, line 20, a small letter el should appear in place of capital I, so that the term "HCl" reads -- HCl --.

In column 78, line 13, no period should appear after the term "HPLC".

In column 78, line 18, a small letter el should appear in place of capital I, so that the formula " $C_{12}H_{14}CINO_2$ " reads --  $C_{12}H_{14}CINO_2$  --.

In column 78, line 19, the number "6.89%" should read -- 5.89%--.

In column 78, line 45, the term "dmethylformamide" should read -- dimethylformamide --.

In column 78, line 47, the term "hor" should read -- hour --.

In column 78, line 53, the term "concentratedf" should read -- concentrated --.

In column 78, line 54, the term "chormatography" should read -- chromatography --.

In column 78, line 57, a small letter el should appear in place of capital I, so that the formula " $C_{11}H_{12}CINO$ " reads --  $C_{11}H_{12}CINO$  --.

In column 78, line 63, the number "0.0107" should read -- 0.017 --.

In column 79, line 42, the term "T" should read -- To --.

In column 79, line 44, the term "tetrahydrofuan" should read -- tetrahydrofuran --.

UNITED STATES PATENT AND TRADEMARK OFFICE  
**CERTIFICATE OF CORRECTION**

PATENT NO. : RE 39,265 E  
APPLICATION NO. : 09/708475  
DATED : September 5, 2006  
INVENTOR(S) : Strupczewski et al.

Page 10 of 31

It is certified that error appears in the above-identified patent and that said Letters Patent is hereby corrected as shown below:

In column 79, line 46, the term "tetrahydrofuan" should read -- tetrahydrofuran --.

In column 79, line 48, the phrase "and the" should read -- and then --.

In column 81, line 63, the fragment "benzisoaxanol" should read -- benzisoxazol --.

In column 82, line 17, the phrase "concentrated from" should read -- concentrated to afford 21.9 g of a brown solid. The solid was recrystallized from --.

In column 82, line 23, the phrase "was stirred was heated" should read -- was stirred and heated --.

In column 82, line 62, the phrase "EXAMPLE 9" should read -- EXAMPLE 96 --.

In column 83, line 32, the fragment "benzisoaxanol" should read -- benzisoxazol --.

In column 83, line 55, the fragment "benzisoaxanol" should read -- benzisoxazol --.

In column 84, line 14, the fragment "O<sub>3</sub>" should read -- O --.

In column 84, line 23, the fragment "aminopropyl" should read -- aminobutyl --.

In column 84, line 42, the term "4thio" should read -- 4-thio --.

In column 85, line 14, a closed bracket symbol should appear after the closed parenthesis symbol, so that the fragment "methoxyphenyl)butylpiperidine" reads -- methoxyphenyl)]butylpiperidine --.

In column 87, line 43, an opened parenthesis symbol should appear so that the fragment "phenylmethyl)" reads -- (phenylmethyl) --.

In column 87, line 53, an opened parenthesis symbol should appear so that the fragment "phenylmethyl)" reads -- (phenylmethyl) --.

In column 87, line 55, an opened parenthesis symbol should appear so that the fragment "phenylmethyl)" reads -- (phenylmethyl) --.

In column 88, line 38, the extra digit and a hyphen should not appear so that the fragment "[4-[4-(4-bromo" reads -- [4-[(4-bromo --.

UNITED STATES PATENT AND TRADEMARK OFFICE  
**CERTIFICATE OF CORRECTION**

PATENT NO. : RE 39,265 E  
APPLICATION NO. : 09/708475  
DATED : September 5, 2006  
INVENTOR(S) : Strupczewski et al.

Page 11 of 31

It is certified that error appears in the above-identified patent and that said Letters Patent is hereby corrected as shown below:

In column 90, line 18, a tilde should appear in place of the overline symbol so that the phrase “ $\bar{80}$  ml” reads --  $\sim 80$  ml --.

In column 90, line 54, a tilde should appear in place of the minus sign so that the phrase “ $(-7.1)$  gm” reads --  $(\sim 7.1)$  gm --.

In column 91, line 62, a tilde should appear in place of the overline symbol so that the phrase “ $(\bar{5})$  ml” reads --  $(\sim 5)$  ml --.

In column 91, line 64, a tilde should appear in place the overline symbol, and the number should not be superscripted, so that the term , “ $\bar{10}$ ” reads --  $\sim 10$  --.

In column 92, line 35, an closed bracket symbol should appear in place of the first closed parentheses symbol so that the fragment “piperidinyl)propanol” reads -- piperidinyl]propanol --.

In column 92, line 64, a tilde should appear in place of the overline symbol so that the phrase “ $(\bar{5})$  ml” reads --  $(\sim 5)$  ml --.

In column 93, line 59, a tilde should appear in place of the overline symbol so that the phrase “ $(\bar{5}^{\circ})$  C” reads --  $(\sim 5^{\circ})$  C --.

In column 93, line 60, a tilde should appear in place of the overline symbol so that the number “ $\bar{7}$  ” reads --  $\sim 7$ --.

In column 94, Line 10, the fragment “ether” should read -- ethyl --.

In column 94, line 42, the term “gm” should read -- mg --.

In column 96, line 59, a comma should appear in place of the third period so that the phrase “mmol). (S)” reads -- mmol), (S)--.

In column 97, line 57, the fragment “benzioxzol” should read -- benzisoxazol --.

In column 99, line 5, the term “wash” should read -- was --.

In column 99, line 13, the number “ $\bar{25}$  ” should read --  $_{23}$  --.

In column 100, line 35, the number “ $\bar{25}$  ” should read --  $_{23}$  --.

UNITED STATES PATENT AND TRADEMARK OFFICE  
**CERTIFICATE OF CORRECTION**

PATENT NO. : RE 39,265 E  
APPLICATION NO. : 09/708475  
DATED : September 5, 2006  
INVENTOR(S) : Strupczewski et al.

Page 12 of 31

It is certified that error appears in the above-identified patent and that said Letters Patent is hereby corrected as shown below:

In column 101, line 46, a tilde should appear in place of the overline symbol so that the phrase “ $\sim 50^\circ \text{C}$ ” reads --  $\sim 50^\circ \text{C}$  --.

In column 103, line 35, the phrase “(4.72 g, 0.03 mole)” should read -- (4.72 g, 0.02 mole), potassium carbonate (4.14 g, 0.03 mole) --.

In column 104, line 48 to 49, a hyphen should appear in the fragment “4methylphthalic” so that it reads -- 4-methylphthalic --.

In column 104, line 50, a period should appear in place of a comma in the term “1,0” so that it reads -- 1.0 --.

In column 104, line 51, a comma should appear in the phrase “(DCM 100 ml)” so that it reads -- (DCM, 100 ml) --.

In column 104, line 53, the term “at” should read -- a --.

In column 104, line 54, the term “ $\text{SiO}_3$ ” should read --  $\text{SiO}_2$  --.

In column 104, line 57, the closed bracket symbol should not appear.

In column 104, line 59, the fragment “ $\text{O}_2$ ” should read --  $\text{O}_3$  --.

In column 104, line 63, the fragment “1.2” should read -- 1,2 --.

In column 104, line 64, the fragment “piperidinyl]-4-” should read -- piperidinyl]ethyl]-4- --.

In column 104, last line, a comma should appear in place of the period in the phrase “(2.63g. 0.01 mole)” so that the phrase reads -- (2.63g, 0.01 mole) --.

In column 105, line 1, a comma should appear in place of the period in the phrase “(1.78 g, 0.01 mole)” so that the phrase reads -- (1.78 g, 0.01 mole) --.

In column 105, line 21, the fragment “ethyl” should read -- ethyl --.

In column 105, line 24, a comma should appear in place of the period in the fragment “1.2” so that the fragment reads -- 1,2 --.

In column 105, line 39, a period should appear in the number “236” so that the number reads -- 2.36 --.



UNITED STATES PATENT AND TRADEMARK OFFICE  
**CERTIFICATE OF CORRECTION**

PATENT NO. : RE 39,265 E  
APPLICATION NO. : 09/708475  
DATED : September 5, 2006  
INVENTOR(S) : Strupczewski et al.

Page 13 of 31

It is certified that error appears in the above-identified patent and that said Letters Patent is hereby corrected as shown below:

In column 105, line 44, the number "59.4096" should read -- 59.40% --.

In column 105, line 45, a period should appear in the number "6,28" so that the number reads -- 6.28 --.

In column 105, line 49, the fragment "1.2" should read -- 1,2 --.

In column 105, line 51, the fragment "1.2" should read -- 1,2 --.

In column 105, line 53, a comma should appear in place of the second period so that the term "mmoles." reads -- mmoles, --.

In column 105, line 60, a comma should appear in place of the first period so that the phrase "(820 mg. 1.0 eq)" reads -- (820 mg, 1.0 eq) --.

In column 105, line 62, the closed bracket symbol should not appear.

In Claim 1, column 106, line 1, the term "(C<sub>3</sub>-C 10)" should read -- (C<sub>3</sub>-C<sub>10</sub>) --.

In Claim 1, column 106, line 41, a symbol for a single bond should appear in the term "--(CH<sub>2</sub>)<sub>5</sub>" so that the term reads -- -(CH<sub>2</sub>)<sub>n</sub> --.

In Claim 1, column 106, line 44, a symbol for a triple bond should appear in place of the symbol for a double bond in the term "--CH<sub>2</sub>-C=C-CH<sub>2</sub>-," so that the term reads -- -CH<sub>2</sub>-C≡C-CH<sub>2</sub>-, --.

In Claim 1, column 106, line 45, the last symbol for a single bond in the term "--CH<sub>2</sub>-CH=CH-CH<sub>2</sub>-CH<sub>2</sub>-," should not appear, so that the term reads -- -CH<sub>2</sub>-CH=CH-CH<sub>2</sub>-CH<sub>2</sub>-, --, as it appears in U.S. patent 5,658,911, column 104, line 47.

In Claim 1, column 106, line 47, a symbol for a triple bond should appear in place of the symbol for a double bond in the term "--CH<sub>2</sub>-C=C-CH<sub>2</sub>-CH<sub>2</sub>-," so that it reads -- -CH<sub>2</sub>-C≡C-CH<sub>2</sub>-CH<sub>2</sub>-, --.

In Claim 1, column 106, line 60, the phrase "--NO<sub>2</sub>, -NO<sub>2</sub>," should read -- -NO<sub>2</sub>, -NH<sub>2</sub>, --.

In Claim 1, column 106, line 63, the phrase "mono a dialkylamino," should read -- mono or dialkylamino, --.

UNITED STATES PATENT AND TRADEMARK OFFICE  
**CERTIFICATE OF CORRECTION**

PATENT NO. : RE 39,265 E  
APPLICATION NO. : 09/708475  
DATED : September 5, 2006  
INVENTOR(S) : Strupczewski et al.

Page 14 of 31

It is certified that error appears in the above-identified patent and that said Letters Patent is hereby corrected as shown below:

In Claim 1, column 107, line 3, the fragment “alkyl,;” should read -- alkyl[,]; --.

In Claim 1, column 107, line 30, the term “-NRF<sub>10</sub>” should read -- -NHR<sub>10</sub> --.

In Claim 8, column 107, line 54, the term “is” as read -- in --.

In Claim 8, column 107, line 57, the fragment “R<sub>3</sub>” should read -- R<sub>2</sub> --.

In Claim 9, column 107, line 63, a comma should appear after the term “I”, so that the term reads -- I, --.

In Claim 9, column 107, line 64, a symbol for a single bond should appear in the term “OCF<sub>3</sub>” so that the term reads -- -OCF<sub>3</sub> --.

In Claim 10, column 107, line 67, the term “5-position” should read -- 6-position --.

In Claim 13, column 108, line 3, the term “is” should read -- in --.

In Claim 15, column 108, line 9, the fragment “butoxy[” should read -- butoxy] --.

In Claim 16, column 108, line 12, an open bracket symbol should appear in place of an open parenthesis symbol in the fragment “1-[4-(3-” so that the fragment reads -- 1-[4-[3- --.

In Claim 16, column 108, line 14, the term “it” should read -- a --.

In Claim 23, column 108, line 41, an open bracket symbol should appear in place of the open parenthesis symbol in the fragment “(4-” so that the fragment reads -- [4- --.

In Claim 23, column 108, line 41, the fragment “ethoxy)” should read -- ethoxy] --.

In Claim 24, column 108, line 45, a hyphen should appear in the fragment “1 piperazinyl” so that it reads -- 1-piperazinyl --.

In Claim 25, column 109, line 27, the term “aryl” should read -- acyl --.

In Claim 26, column 109, line 47, a semicolon should appear at the end of the line, so that the phrase “wherein X is -O-” reads --wherein X is -O-; --.

UNITED STATES PATENT AND TRADEMARK OFFICE  
**CERTIFICATE OF CORRECTION**

PATENT NO. : RE 39,265 E  
APPLICATION NO. : 09/708475  
DATED : September 5, 2006  
INVENTOR(S) : Strupczewski et al.

Page 15 of 31

It is certified that error appears in the above-identified patent and that said Letters Patent is hereby corrected as shown below:

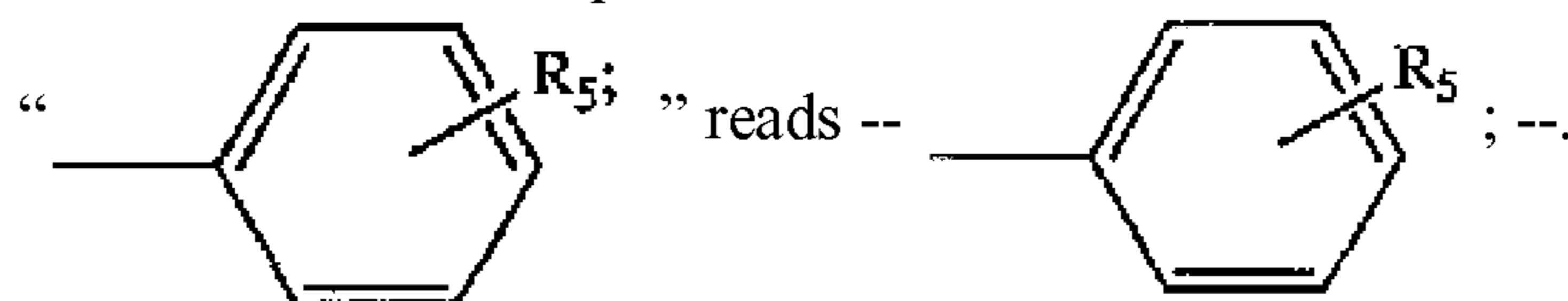
In Claim 26, column 109, line 63, the phrase “*wherein Y is hydrogen,*” should read -- *wherein Y is hydrogen, and R is hydrogen,* --.

In Claim 27, column 110, line 25, the term “aryl” should read --acyl--.

In Claim 28, column 110, line 51, a numeral one should appear in place of the numeral two, so that the phrase “F[, when p is 2;]” reads -- F[, when p is 1;] --.

In Claim 29, column 111, line 23, the first comma should not appear so that the phrase “aryl, lower alkyl,” reads -- aryl, lower alkyl,--.

In Claim 29, column 111, line 28, the semicolon should appear after the chemical structure and not as a part of the structure so that the structure



In Claim 30, column 112, line 1, the phrase “-S-, or” should read -- -S-, -NH-, or --.

In Claim 30, column 112, line 22, a fragment “C=” should appear in the term “-CH<sub>2</sub>-CH-CH<sub>2</sub>-,” so that the term reads -- -CH<sub>2</sub>-C=CH-CH<sub>2</sub>-, --, as it appears in U.S. patent 5,658,911, column 110, line 30.

In Claim 30, column 112, line 23, a symbol for triple bond should appear in place of a symbol for a double bond in the term “-CH<sub>2</sub>-C=CH-CH<sub>2</sub>-,” so that the term reads -- -CH<sub>2</sub>-C≡C-CH<sub>2</sub>-, --.

In Claim 30, column 112, line 24, a subscript “2”, and an additional fragment “CH<sub>2</sub>” without a terminal symbol for a single bond should appear in the term “-CH<sub>2</sub>-CH=CH<sub>2</sub>-CH<sub>2</sub>-,” so that it reads -- -CH<sub>2</sub>-CH=CH-CH<sub>2</sub>-CH<sub>2</sub>-, --, as it appears in U.S. patent 5,658,911, column 110, line 32.

In Claim 30, column 112, line 26, a symbol for a triple bond should appear in place of the symbol for a double bond in the term “-CH<sub>2</sub>-C=C-CH<sub>2</sub>-CH<sub>2</sub>-,” so that the term reads -- -CH<sub>2</sub>-C≡C-CH<sub>2</sub>-CH<sub>2</sub>-, --.

UNITED STATES PATENT AND TRADEMARK OFFICE  
**CERTIFICATE OF CORRECTION**

PATENT NO. : RE 39,265 E  
APPLICATION NO. : 09/708475  
DATED : September 5, 2006  
INVENTOR(S) : Strupczewski et al.

Page 16 of 31

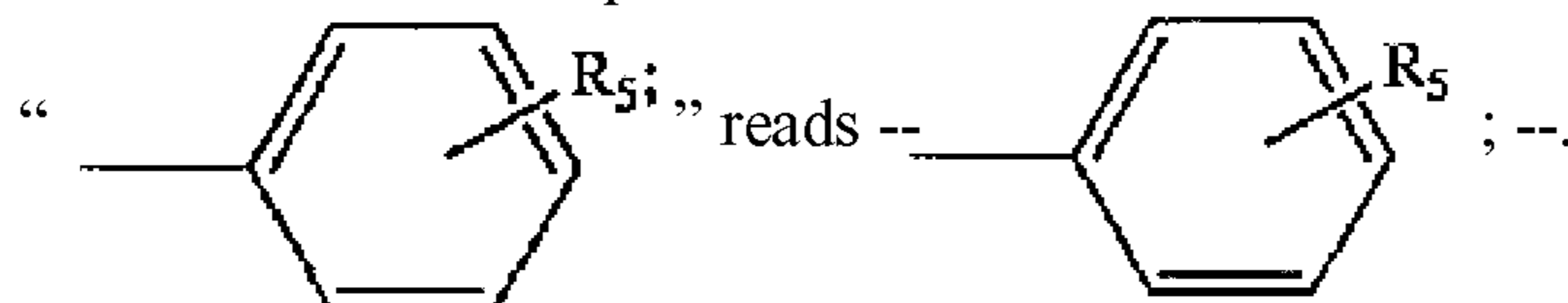
It is certified that error appears in the above-identified patent and that said Letters Patent is hereby corrected as shown below:

In Claim 30, column 112, line 27, a symbol for a triple bond should appear in place of the symbol for a double bond, and the last symbol for a single bond should not appear in the term “-CH<sub>2</sub>-CH<sub>2</sub>-C=C-CH<sub>2</sub>-,” so that the term reads -- -CH<sub>2</sub>-CH<sub>2</sub>-C≡C-CH<sub>2</sub>, --as it appears in U.S. patent 5,658,911, column 110, line 35.

In Claim 30, column 112, line 30, an extra digit should not appear, so that the phrase “R<sub>22 1</sub> iS R<sub>20</sub>” reads -- R<sub>22</sub> iS R<sub>20</sub> --, as it appears in U.S. patent 5,658,911, column 110, line 37.

In Claim 30, column 112, line 53, the fragment “(OR<sub>2</sub>)” should read -- (OR<sub>7</sub>) --.

In Claim 30, column 112, line 60, the semicolon should appear after the chemical structure and not as a part of the structure so that the structure



In Claim 30, column 113, line 8, a symbol for single bond should appear in the term “NH-,” so that it reads -- -NH-, --.

In Claim 30, column 113, line 8, the term “-CH=K-;” should read -- -CH=N-; --.

In Claim 30, column 113, line 9, a symbol for a single bond should appear in place of the symbol for a double bond, and an additional symbol for a single bond appear in the term “-N=R<sub>9</sub>;” so that the should read -- N-R<sub>9</sub>;--.

In Claim 30, column 113, line 22, the term “C<sub>3</sub>” should read -- C<sub>4</sub> --.

In Claim 31, column 113, line 54, the term “R<sub>1</sub>” should read --R<sub>2</sub>--.

In Claim 31, column 113, line 55, a comma should appear after the second occurrence of “aryl”, so that the phrase “aryl (C<sub>3</sub>-C<sub>10</sub>)” reads -- aryl, (C<sub>3</sub>-C<sub>10</sub>) --.

In Claim 31, column 113, line 67, a symbol for triple bond should appear in place of a symbol for a double bond, and a “2” should appear in a subscript in the term “-CH<sub>2</sub>-C=C-CH<sub>2</sub>-,” so that the term reads -- -CH<sub>2</sub>-C≡C-CH<sub>2</sub>-, --.

UNITED STATES PATENT AND TRADEMARK OFFICE  
**CERTIFICATE OF CORRECTION**

PATENT NO. : RE 39,265 E  
APPLICATION NO. : 09/708475  
DATED : September 5, 2006  
INVENTOR(S) : Strupczewski et al.

Page 17 of 31


It is certified that error appears in the above-identified patent and that said Letters Patent is hereby corrected as shown below:

In Claim 31, column 114, line 1, the last dash should not appear, so that the term “ $-\text{CH}_2-\text{CH}=\text{CH}-\text{CH}_2-\text{CH}_2-$ ,” reads --  $-\text{CH}_2-\text{CH}=\text{CH}-\text{CH}_2-\text{CH}_2-$ , --, as it appears in U.S. patent 5,658,911, column 112, line 32.

In Claim 31, column 114, line 3, a symbol for triple bond should appear in place of a symbol for a double bond in the term “ $-\text{CH}_2-\text{C}=\text{C}-\text{CH}_2-\text{CH}_2-$ ,” so that the term reads --  $-\text{CH}_2-\text{C}\equiv\text{C}-\text{CH}_2-\text{CH}_2-$ , --.

In Claim 31, column 114, line 4, a symbol for triple bond should appear in place of a symbol for a double bond and the last symbol for a single bond should not appear in the term “ $-\text{CH}_2-\text{CH}_2-\text{C}=\text{C}-\text{CH}_2-$ ,” so that the term reads --  $-\text{CH}_2-\text{CH}_2-\text{C}\equiv\text{C}-\text{CH}_2-$ , --, as it appears in U.S. patent 5,658,911, column 112, line 35.

In Claim 31, column 114, line 34, the semicolon should appear after the chemical structure and not as a part of the structure so that the structure



In Claim 31, column 114, line 40, the phrase “trifluoromethyl, trifluoromethoxy” should read -- trifluoromethyl, or trifluoromethoxy --.

In Claim 31, column 114, line 49, the term “ $\text{CH}_8$ ” should read --  $\text{CHR}_8$  --.

In Claim 32, column 115, line 34, the term “alky” should read -- alkyl --.

In Claim 32, column 115, line 42, a symbol for triple bond should appear in place of a symbol for a double bond, and a “2” should appear in a subscript in the term “ $-\text{CH}_2-\text{C}=\text{C}-\text{CH}_2-$ ” so that the term reads --  $-\text{CH}_2-\text{C}\equiv\text{C}-\text{CH}_2-$  --.

In Claim 32, column 115, line 43, the last symbol for a single bond should not appear in the term “ $-\text{CH}_2-\text{CH}=\text{CH}-\text{CH}_2-\text{CH}_2-$ ,” so that the term reads --  $-\text{CH}_2-\text{CH}=\text{CH}-\text{CH}_2-$ , --, as it appears in U.S. patent 5,658,911, column 114, line 32.

In Claim 32, column 115, line 45, a symbol for triple bond should appear in place of a symbol for a double bond in the term the term “ $-\text{CH}_2-\text{C}=\text{C}-\text{CH}_2-\text{CH}_2-$ ,” so that the term reads --  $-\text{CH}_2-\text{C}\equiv\text{C}-\text{CH}_2-\text{CH}_2-$ , --.

UNITED STATES PATENT AND TRADEMARK OFFICE  
**CERTIFICATE OF CORRECTION**

PATENT NO. : RE 39,265 E  
APPLICATION NO. : 09/708475  
DATED : September 5, 2006  
INVENTOR(S) : Strupczewski et al.

Page 18 of 31

It is certified that error appears in the above-identified patent and that said Letters Patent is hereby corrected as shown below:

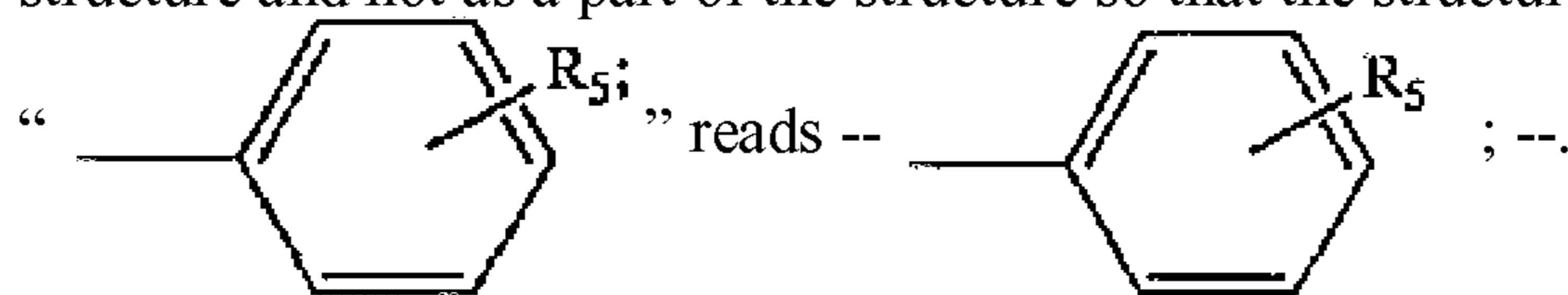
In Claim 32, column 115, line 46, a symbol for triple bond should appear in place of a symbol for a double bond and the last symbol for a single bond should not appear in the term “-CH<sub>2</sub>-CH<sub>2</sub>-C=C-CH<sub>2</sub>-,” so that the term read -- -CH<sub>2</sub>-CH<sub>2</sub>-C≡C-CH<sub>2</sub>, --, as it appears in U.S. patent 5,658,911, column 114, line 35.

In Claim 32, column 115, line 49, the term “substitutes” should read -- substituted --.

In Claim 32, column 115, line 59, a symbol for a single bond should appear in the term “NO<sub>2</sub>” so that the term reads -- - NO<sub>2</sub> --.

In Claim 32, column 115, line 67, the term “-(=O)-alkyl,” should read -- -C(=O)-alkyl, --.

In Claim 32, column 116, line 7, the semicolon should appear after the chemical structure and not as a part of the structure so that the structure



In Claim 32, column 116, line 14, a comma should follow the term “cyano” so that the term reads -- cyano, --.

In Claim 32, column 116, line 22, an extra dash should not appear, so that the term “-N-R<sub>9</sub>,” reads -- N-R<sub>9</sub>; --.

In Claim 33, column 116, line 67, the term “sad” should read -- and --.

In Claim 33, column 117, line 7, the term “R<sub>7</sub>” should read -- R<sub>1</sub> --.

In Claim 33, column 117, line 11, a symbol for a triple bond should appear in place of a symbol for a double bond and a “2” should appear in a subscript in the term in the term “-CH<sub>2</sub>-C=C-CH<sub>2</sub>-” so that the terms reads -- -CH<sub>2</sub>-C≡C-CH<sub>2</sub>- --.

In Claim 33, column 117, line 12, the last symbol for a single bond should not appear in the term “-CH<sub>2</sub>-CH=CH-CH<sub>2</sub>-CH<sub>2</sub>-,” so that the term reads -- -CH<sub>2</sub>-CH=CH-CH<sub>2</sub>-CH<sub>2</sub>, --, as it appears in U.S. patent 5,658,911, column 116, line 27.

UNITED STATES PATENT AND TRADEMARK OFFICE  
**CERTIFICATE OF CORRECTION**

PATENT NO. : RE 39,265 E  
APPLICATION NO. : 09/708475  
DATED : September 5, 2006  
INVENTOR(S) : Strupczewski et al.

Page 19 of 31

It is certified that error appears in the above-identified patent and that said Letters Patent is hereby corrected as shown below:

In Claim 33, column 117, line 14, a symbol for triple bond should appear in place of a symbol for a double bond in the term the term “ $-\text{CH}_2-\text{C}=\text{C}-\text{CH}_2-\text{CH}_2-$ ,” so that the term reads --  $-\text{CH}_2-\text{C}\equiv\text{C}-\text{CH}_2-\text{CH}_2-$ , --.

In Claim 33, column 117, line 15, a symbol for triple bond should appear in place of a symbol for a double bond and the last symbol for a single bond should not appear in the term “ $-\text{CH}_2-\text{CH}_2-\text{C}=\text{C}-\text{CH}_2-$ ,” so that the term read --  $-\text{CH}_2-\text{CH}_2-\text{C}\equiv\text{C}-\text{CH}_2-$ , --, as it appears in U.S. patent 5,658,911, column 116, line 30.

In Claim 33, column 117, line 27, a term “is” should appear in place of the first comma so that the phrase “ $Z_1$ , lower” reads --  $Z_1$  is lower --.


In Claim 33, column 117, line 32, the term “at” should read -- or --.

In Claim 33, column 117, line 32, a comma should appear in the term “dialkylamino” so that the phrase reads as -- dialkylamino, --.

In Claim 33, column 117, line 32, a comma should not appear in the phrase “lower alkyl, thio,” so that the phrase reads as -- lower alkyl thio, --.

In Claim 33, column 117, lines 34 to 35, a comma should appear in the phrase “monoalkylaminocarbonyl dialkylaminocarbonyl,” so that the phrase reads as -- monoalkylaminocarbonyl, dialkylaminocarbonyl,--.

In Claim 33, column 117, line 44, the semicolon should appear after the chemical structure and not as a part of the structure so that the structure



In Claim 33, column 117, line 48, the term “Iodine,” should read -- iodine, --.

In Claim 33, column 117, line 61, the term “alkonyl” should read -- alkanoyl --.

In Claim 33, column 117, line 67, the term “arc” should read -- are --.

In Claim 33, column 118, line 3, a comma should appear in the phrase “R is hydrogen” so that the phrase reads as -- R is hydrogen, --.

UNITED STATES PATENT AND TRADEMARK OFFICE  
**CERTIFICATE OF CORRECTION**

PATENT NO. : RE 39,265 E  
APPLICATION NO. : 09/708475  
DATED : September 5, 2006  
INVENTOR(S) : Strupczewski et al.

Page 20 of 31

It is certified that error appears in the above-identified patent and that said Letters Patent is hereby corrected as shown below:

In Claim 33, column 118, line 6, the term " $R_7$ " should read --  $R_{23}$  --.

In Claim 33, column 118, line 9, which reads "[ $R_1$  is  $R_{20}$ ,]  $m=1$ ;" should read  
-- [ $R_1$  is  $R_{20}$ ,] R is H, and  $m=1$ ; --.

In Claim 38, column 118, line 35, the term "producer" should read -- produce --.

In Claim 39, column 118, line 40, the phrase "claimed in 1," should read  
-- claimed in claim 1, --.

In Claim 43, column 118, line 55, the phrase "claimed in 1." should read  
-- claimed in claim 1. --.

In Claim 45, column 118, line 65, the phrase "sulfuric add" should read  
-- sulfuric acid --.

In Claim 46, column 119, line 19, a comma and a space should appear in the phrase  
"*aryl*( $C_3$ - $C_{10}$ ) *cycloalkyl*," so that the phrase reads  
-- *aryl*, ( $C_3$ - $C_{10}$ ) *cycloalkyl*, --.

In Claim 46, column 119, line 20, the term "*lkanoyl*" should read --*alkanoyl* --.

In Claim 46, column 119, line 22, a semicolon should appear in place of a colon, so that  
the phrase "2:" reads -- 2; --.

In Claim 46, column 119, line 23, the phrase "*Y hydrogen*" should read  
-- *Y is hydrogen* --.

In Claim 46, column 119, line 30, a symbol for a triple bond should appear in place of a  
symbol for a double bond, and the number "2" should appear as a subscript in  
the term " $-CH_2-C=C-CH_2-$ ," so that the term reads --  $-CH_2-C\equiv C-CH_2-$ , --.

In Claim 46, column 119, line 33, a symbol for a triple bond should appear in place of a  
symbol for a double bond in the term " $-CH_2-C=C-CH_2-CH_2-$ ," so that the  
term reads --  $-CH_2-C\equiv C-CH_2-CH_2-$ , --.

In Claim 46, column 119, line 34, a symbol for a triple bond should appear in place of a  
symbol for a double bond in the term " $-CH_2-CH_2-C=C-CH_2-$ ," should read  
--  $-CH_2-CH_2-C\equiv C-CH_2-$ , --.



UNITED STATES PATENT AND TRADEMARK OFFICE  
**CERTIFICATE OF CORRECTION**

PATENT NO. : RE 39,265 E  
APPLICATION NO. : 09/708475  
DATED : September 5, 2006  
INVENTOR(S) : Strupczewski et al.

Page 21 of 31

It is certified that error appears in the above-identified patent and that said Letters Patent is hereby corrected as shown below:

In Claim 46, column 119, line 39, the term "*fluoromethyl*" should read  
-- *trifluoromethyl* --.

In Claim 46, column 119, line 41, the term "*-(=O)-alkyl*" should read  
-- *-C(=O)-alkyl* --.

In Claim 46, column 119, line 67, the phrase "*lower alkoxy*" should read -- *alkoxy*--.

In Claim 46, column 120, line 7, an extra comma should not appear in the phrase  
"*C<sub>1</sub>-C<sub>4</sub>, alkyl*," so that the phrase reads -- *C<sub>1</sub>-C<sub>4</sub> alkyl*, --.

In Claim 46, column 120, a comma should appear immediately after the term "*iodine*"  
so that the term reads -- *iodine*, --.

In Claim 46, column 120, line 13, an extra comma should not appear in the phrase  
"*salt, thereof*" so that the phrase reads -- *salt thereof*--.

In Claim 47, column 120, line 16, the phrase "*-O-, or -O-*," should read  
-- *-O-, or -S-*, --.

In Claim 53, column 120, line 32, the phrase "*R is from*" should read  
-- *R is selected from* --.

In Claim 53, column 120, line 34, the phrase "*Br,*" should read -- *Br, I,* --.

In Claim 54, column 120, line 37, the term "*X*" should read -- *Y* --.

In Claim 62, column 120, line 60, the phrase "*salts mineral acids,*" should read  
-- *salts of mineral acids,* --.

In Claim 63, column 120, line 66, the phrase "*acetic is acid*" should read  
-- *acetic acid* --.

In Claim 64, column 121, line 19, the phrase "*consisting lower*" should read  
-- *consisting of lower* --.

In Claim 64, column 121, line 29, the phrase "*alkoxy, alkoxy hydroxy,*" should read  
-- *alkoxy, hydroxy,* --.

In Claim 64, column 121, line 29, the phrase "*halogen p is*" should read

UNITED STATES PATENT AND TRADEMARK OFFICE  
**CERTIFICATE OF CORRECTION**

PATENT NO. : RE 39,265 E  
APPLICATION NO. : 09/708475  
DATED : September 5, 2006  
INVENTOR(S) : Strupczewski et al.

Page 22 of 31

It is certified that error appears in the above-identified patent and that said Letters Patent is hereby corrected as shown below:

- *halogen when p is* --.
- In Claim 64, column 121, line 32, the term " $C_4$ " should read --  $C_6$  --.
- In Claim 64, column 121, line 44, which reads " $-NO_2$ , or *halogen*;" should read --  $-NO_2$ ,  $-NH_2$ , or *halogen, p as previously defined*; --.
- In Claim 64, column 121, line 48, the term " $-CH_2-C=C-CH_2-$ ," should read --  $-CH_2-C\equiv C-CH_2-$ , --.
- In Claim 64, column 121, line 52, the term " $-CH_2-C=C-CH_2-CH_2-$ ," should read --  $-CH_2-C\equiv C-CH_2-CH_2-$ , --.
- In Claim 64, column 121, line 53, the term " $-CH_2-CH_2-C=C-CH_2-$ ," should read --  $-CH_2-CH_2-C\equiv C-CH_2-$ , --.
- In Claim 64, column 121, line 58, an extra comma should not appear in the phrase "*lower alkyl, thio*," so that the phrase reads -- *lower alkyl thio*, --.
- In Claim 64, column 122, line 9, the term "*flourine*" should read -- *fluorine* --.
- In Claim 64, column 122, line 10, a comma should appear after the term "*dialkylamino*" so that the term reads -- *dialkylamino*, --.
- In Claim 64, column 122, lines 10 to 11, a comma should appear after the term "*trifluoromethyl*" so that the term reads -- *trifluoromethyl*, --.
- In Claim 64, column 122, line 24, the phrase "*lower alkoxy*" should read -- *alkoxy* --.
- In Claim 64, column 122, line 27, the phrase "*wherein and heteroaryl*" should read -- *wherein aryl and heteroaryl* --.
- In Claim 64, column 122, line 32, the term " $C_1C_4$ " should read --  $C_1-C_4$  --.
- In Claim 68, column 122, line 45, the term "*and*" should not appear.
- In Claim 68, column 122, line 45 to 46, the phrase "*wherein n is 2, 3, or 4*." should read -- *wherein X is -O-*. --
- In Claim 71, column 122, line 52, the term " $-N(R_2)$ ." should read --  $-N(R_2)$ . --.

UNITED STATES PATENT AND TRADEMARK OFFICE  
**CERTIFICATE OF CORRECTION**

PATENT NO. : RE 39,265 E  
APPLICATION NO. : 09/708475  
DATED : September 5, 2006  
INVENTOR(S) : Strupczewski et al.

Page 23 of 31

It is certified that error appears in the above-identified patent and that said Letters Patent is hereby corrected as shown below:

In Claim 72, column 122, line 55, the phrase " $C_2-C_3$ " should read --  $C_1-C_3$  --.

In Claim 72, column 122, line 57, the term " $-NO_3$ " should read --  $-NO_2$  --.

In Claim 79, column 123, lines 3 to 4, the phrase "*comprises a administering*" should read -- *comprises administering* --.

In Claim 80, column 123, line 8, a comma should appear immediately after the term "*effect*" so that the term reads -- *effect,* --.

In Claim 82, column 123, line 15, the phrase "*carboxylic is acids*" should read -- *carboxylic acids* --.

In Claim 84, column 123, line 44, the phrase "*aryl is defined hereinafter;*" should read -- *aryl is as defined hereinafter;* --.

In Claim 84, column 123, line 45, the phrase "*p is 2;*" should read -- *p is 1 or 2;* --.

In Claim 84, column 123, line 46, a comma should appear immediately after the phrase "*lower alkyl*".

In Claim 84, column 123, line 47, a comma should appear immediately after the term "*iodine*".

In Claim 84, column 123, line 53, the term " $-CH_2-C=C-CH_2-$ " should read --  $-CH_2-C\equiv C-CH_2-$ , --.

In Claim 84, column 123, line 56, the term " $-CH_2-C=C-CH_2-CH_2-$ " should read --  $-CH_2-C\equiv C-CH_2-CH_2-$ , --.

In Claim 84, column 123, line 57, the term " $-CH_2-CH_2-C=C-CH_2-$ " should read --  $-CH_2-CH_2-C\equiv C-CH_2-$ , --.

In Claim 84, column 123, line 61, an extra comma should not appear in the phrase "*lower alkyl, thio,*" so that the phrase reads -- *lower alkyl thio,*--.

In Claim 84, column 123, line 63, a comma should appear immediately after the term "*dialkylaminocarbonyl*".

UNITED STATES PATENT AND TRADEMARK OFFICE  
**CERTIFICATE OF CORRECTION**

PATENT NO. : RE 39,265 E  
APPLICATION NO. : 09/708475  
DATED : September 5, 2006  
INVENTOR(S) : Strupczewski et al.

Page 24 of 31

It is certified that error appears in the above-identified patent and that said Letters Patent is hereby corrected as shown below:

In Claim 84, column 124, line 5, a semicolon should appear immediately after the chemical structure.

In Claim 84, column 124, line 10, the phrase "*chlorine, bromine,*" should read -- *chlorine, fluorine, bromine,* --.

In Claim 84, column 124, lines 11 to 12, the term "*or*" should appear between the last and next to last members of the definition of  $R_5$ , so that the phrase "*trifluoromethyl, trifluoromethoxy;*" reads -- *trifluoromethyl, or trifluoromethoxy;* --.

In Claim 84, column 124, line 33, the extra comma should not appear immediately after the term " $C_1-C_4$ ".

In Claim 84, column 124, line 34, a comma appear immediately after the term "*iodine*".

In Claim 85, column 124, line 39, the term "*pharmaceutically*" should read -- *pharmaceutical* --.

In Claim 85, column 124, line 58, the subscript "3" should read --2--, so that the phrase "*R<sub>3</sub> is selected*" reads -- *R<sub>2</sub> is selected* --.

In Claim 85, column 124, line 60, characters "-" and "C" should not be subscripted, so that the term " $(C_2-C_{11})$ " reads --  $(C_2-C_{11})$  --.

In Claim 85, column 124, line 61, the phrase "*aryl is defined hereinafter;*" should read -- *aryl is as defined hereinafter;* --.

In Claim 85, column 124, line 63, the term "*bromine,*" should appear immediately after the term -- *fluorine,* --.

In Claim 85, column 124, line 64, the second occurrence of the term "*hydroxy,*" in the first definition of Y should be deleted, and the term -- *nitro,* -- should appear in its place.

In Claim 85, column 125, line 1, the term "*s*" should read -- *is* --.

In Claim 85, column 125, line 10, which reads "*-NO<sub>2</sub>, or halogen;*" should read -- *-NO<sub>2</sub>, -NH<sub>2</sub>, or halogen, p as previously defined;* --.

UNITED STATES PATENT AND TRADEMARK OFFICE  
**CERTIFICATE OF CORRECTION**

PATENT NO. : RE 39,265 E  
APPLICATION NO. : 09/708475  
DATED : September 5, 2006  
INVENTOR(S) : Strupczewski et al.

Page 25 of 31

It is certified that error appears in the above-identified patent and that said Letters Patent is hereby corrected as shown below:

In Claim 85, column 125, line 15, a symbol for a triple bond should appear in place of a symbol for a double bond in the term “ $-CH_2-C=C-CH_2-$ ,” so that the term reads --  $-CH_2-C\equiv C-CH_2-$ , --.

In Claim 85, column 125, line 18, a symbol for a triple bond should appear in place of a symbol for a double bond in the term “ $-CH_2-C=C-CH_2-CH_2-$ ,” so that the term reads --  $-CH_2-C\equiv C-CH_2-CH_2-$ , --.

In Claim 85, column 125, line 19, a symbol for a triple bond should appear in place of a symbol for a double bond in the term “ $-CH_2-CH_2-C=C-CH_2-$ ,” so that the term reads --  $-CH_2-CH_2-C\equiv C-CH_2-$ , --.

In Claim 85, column 125, line 23, an extra comma should not appear in the phrase “*lower alkyl, thio,*” so that the phrase reads -- *lower alkyl thio,* --.

In Claim 85, column 125, line 35, a semicolon should appear immediately after the chemical structure.

In Claim 85, column 125, line 39, the term “*flourine*” should read -- *fluorine* --.

In Claim 85, column 125, line 41, the phrase “*trifluoromethyl, trifluoromethoxy;*” should read -- *trifluoromethyl, or trifluoromethoxy;* --.

In Claim 85, column 125, line 53, the phrase “*lower alkoxy*” should read -- *alkoxy* --.

In Claim 85, column 125, line 56, the phrase “*where and heteroaryl*” should read -- *wherein aryl and heteroaryl* --.

In Claim 85, column 125, line 60, the term “ $C_1C_4$ ” should read --  $C_1-C_4$ --.

In Claim 85, column 125, line 61, the phrase “ $R_{23}$  is  $C_1-C_4$  alkyl;” should read --  $R_{23}$  is H or  $C_1-C_4$  alkyl; --.

In Claim 86, column 126, line 22, the phrase “*aryl is defined hereinafter;*” should read -- *aryl is as defined hereinafter;* --.

In Claim 86, column 126, line 31, a symbol for a triple bond should appear in place of a symbol for a double bond, and the number “2” should appear subscripted in the term “ $-CH_2-C=C-CH_2-$ ,” so that the term reads --  $-CH_2-C\equiv C-CH_2-$ ,--.

UNITED STATES PATENT AND TRADEMARK OFFICE  
**CERTIFICATE OF CORRECTION**

PATENT NO. : RE 39,265 E  
APPLICATION NO. : 09/708475  
DATED : September 5, 2006  
INVENTOR(S) : Strupczewski et al.

Page 26 of 31

It is certified that error appears in the above-identified patent and that said Letters Patent is hereby corrected as shown below:

In Claim 86, column 126, line 34, a symbol for a triple bond should appear in place of a symbol for a double bond in the term “ $-CH_2-C=C-CH_2-CH_2-$ ,” so that the term reads --  $-CH_2-C\equiv C-CH_2-CH_2-$ , --.

In Claim 86, column 126, line 35, a symbol for a triple bond should appear in place of a symbol for a double bond in the term “ $-CH_2-CH_2-C=C-CH_2-$ ,” so that the term reads -- “ $-CH_2-CH_2-C\equiv C-CH_2-$ , --.

In Claim 86, column 126, line 39, the term “13” should not appear.

In Claim 86, column 126, line 50, a semicolon should appear immediately after the chemical structure.

In Claim 86, column 126, line 56, the phrase “*trifluoromethyl, trifluoromethoxy;*” should read -- *trifluoromethyl, or trifluoromethoxy;* --.

In Claim 86, column 127, line 2, the phrase “*lower alkoxy*” should read -- *alkoxy* --.

In Claim 86, column 127, line 10, the phrase “*R<sub>23</sub> is C<sub>1</sub>-C<sub>4</sub> alkyl;*” should read -- *R<sub>23</sub> is H or C<sub>1</sub>-C<sub>4</sub> alkyl;* --.

In Claim 87, column 127, line 36, the phrase “*aryl is defined hereinafter;*” should read -- *aryl is as defined hereinafter;* --.

In Claim 87, column 127, line 44, the subscripted “4” should read as --6--, so that the phrase “*C<sub>1</sub>-C<sub>4</sub>*” reads as -- *C<sub>1</sub>-C<sub>6</sub>* --.

In Claim 87, column 127, line 53, which reads “*-NO<sub>2</sub>, or halogen;*” should read -- *-NO<sub>2</sub>, -NH<sub>2</sub>, or halogen, p as previously defined;* --.

In Claim 87, column 127, line 55, which reads “*R<sub>1</sub>*” should read -- *R<sub>21</sub>* --.

In Claim 87, column 127, line 57, a symbol for a triple bond should appear in place of a symbol for a double bond and the last number “2” should appear subscripted in the term “ $-CH_2-C=C-CH_2-$ ,” so that the term reads --  $-CH_2-C\equiv C-CH_2-$ , --.

In Claim 87, column 127, line 60, a symbol for a triple bond should appear in place of a symbol for a double bond in the term “ $-CH_2-C=C-CH_2-CH_2-$ ,” so that the term reads --  $-CH_2-C\equiv C-CH_2-CH_2-$ , --.

UNITED STATES PATENT AND TRADEMARK OFFICE  
**CERTIFICATE OF CORRECTION**

PATENT NO. : RE 39,265 E  
APPLICATION NO. : 09/708475  
DATED : September 5, 2006  
INVENTOR(S) : Strupczewski et al.

Page 27 of 31

It is certified that error appears in the above-identified patent and that said Letters Patent is hereby corrected as shown below:

In Claim 87, column 127, line 61, a symbol for a triple bond should appear in place of a symbol for a double bond in the term " $-CH_2-CH_2-C=C-CH_2-$ ," so that the term reads --  $-CH_2-CH_2-C\equiv C-CH_2-$ , --.

In Claim 87, column 128, line 1, immediately in front of the term "*dialkylaminocarbonyl*" the term --*monoalkylaminocarbonyl*, -- should appear.

In Claim 87, column 128, line 3, the term "*13*" should not appear.

In Claim 87, column 128, line 4, a symbol for a single bond should appear in the term " $C(=W)$ -aryl," so that the term reads --  $C(=W)$ -aryl, --.

In Claim 87, column 128, line 10, a semicolon should appear immediately after the chemical structure.

In Claim 87, column 128, line 17, the phrase "*trifluoromethyl, trifluoromethoxy;*" should read -- *trifluoromethyl, or trifluoromethoxy;* --.

In Claim 87, column 128, line 36, a comma should appear after numeral "2", so that the phrase "*2 or 3*" reads -- *2, or 3* --.

In Claim 87, column 128, line 40, the phrase "*R<sub>23</sub> is C<sub>1</sub>-C<sub>4</sub> alkyl;*" should read -- *R<sub>23</sub> is H or C<sub>1</sub>-C<sub>4</sub> alkyl;* --.

In Claim 90, column 129, line 10, the phrase "*aryl is defined hereinafter;*" should read -- *aryl is as defined hereinafter;* --.

In Claim 90, column 129, line 20, a symbol for a triple bond should appear in place of a symbol for a double bond in the term " $-CH_2-C=C-CH_2-$ ," so that the term reads --  $-CH_2-C\equiv C-CH_2-$ , --.

In Claim 90, column 129, line 23, a symbol for a triple bond should appear in place of a symbol for a double bond in the term " $-CH_2-C=C-CH_2-CH_2-$ ," so that the term reads --  $-CH_2-C\equiv C-CH_2-CH_2-$ , --.

UNITED STATES PATENT AND TRADEMARK OFFICE  
**CERTIFICATE OF CORRECTION**

PATENT NO. : RE 39,265 E  
APPLICATION NO. : 09/708475  
DATED : September 5, 2006  
INVENTOR(S) : Strupczewski et al.

Page 28 of 31

It is certified that error appears in the above-identified patent and that said Letters Patent is hereby corrected as shown below:

In Claim 90, column 129, line 24, a symbol for a triple bond should appear in place of a symbol for a double bond in the term “ $-CH_2-CH_2-C=C-CH_2-$ ,” so that the term reads --  $-CH_2-CH_2-C\equiv C-CH_2-$ , --.

In Claim 90, column 129, line 37, the term “13” should not appear.

In Claim 90, column 129, line 38, a symbol for a single bond should appear in the term “C(=W)-aryl,” so that the term reads --  $-C(=W)-aryl$ , --.

In Claim 90, column 129, line 44, a semicolon should appear immediately after the chemical structure.

In Claim 90, column 129, line 51, the phrase “*trifluoromethyl, trifluoromethoxy;*” should read -- *trifluoromethyl, or trifluoromethoxy;* --.

In Claim 90, column 129, line 66, the term “*aryl.*” should read as  
-- *aryl,  $-C(=O)-aryl$ , or  $-C(=O)-heteroaryl$ ,*  
*wherein aryl and heteroaryl are as defined above; and*  
*m is 1, 2, or 3;*  
*with the exclusion of compounds wherein X is O or S, Y is hydrogen, and R is*  
*hydrogen,  $C_1-C_4$  alkyl, chlorine, fluorine, bromine, iodine, cyano,*  
 *$C_1-C_4$  alkoxy, or  $-COOR_{23}$  wherein  $R_{23}$  is H or  $C_1-C_4$  alkyl;*  
*all geometric, optical and stereoisomers thereof, or a pharmaceutically*  
*acceptable acid addition salt thereof, in an amount sufficient to produce*  
*a pain-relieving effect, and a pharmaceutically acceptable carrier*  
*therefor. --*

In Claim 91, column 130, line 22, the phrase “*aryl is defined*” should read  
-- *aryl is as defined* --.

In Claim 91, column 130, line 30, the term “ $C_4$ ” should read --  $C_6$  --.

In Claim 91, column 130, line 38, which reads “ $-NO_2$ , or halogen;” should read  
--  $-NO_2$ ,  $-NH_2$ , or halogen, *p* as previously defined; --.

In Claim 91, column 130, line 42, a symbol for a triple bond should appear in place of a symbol for a double bond the term “ $-CH_2-C=C-CH_2-$ ,” so that the term reads --  $-CH_2-C\equiv C-CH_2-$ , --.



UNITED STATES PATENT AND TRADEMARK OFFICE  
**CERTIFICATE OF CORRECTION**

PATENT NO. : RE 39,265 E  
APPLICATION NO. : 09/708475  
DATED : September 5, 2006  
INVENTOR(S) : Strupczewski et al.

Page 29 of 31

It is certified that error appears in the above-identified patent and that said Letters Patent is hereby corrected as shown below:

In Claim 91, column 130, line 45, a symbol for a triple bond should appear in place of a symbol for a double bond the term “ $-CH_2-C=C-CH_2-CH_2-$ ,” so that the term reads --  $-CH_2-C\equiv C-CH_2-CH_2-$ , --.

In Claim 91, column 130, line 46, a symbol for a triple bond should appear in place of a symbol for a double bond the term “ $-CH_2-CH_2-C=C-CH_2-$ ,” so that the term reads --  $-CH_2-CH_2-C\equiv C-CH_2-$ , --.

In Claim 91, column 130, line 63, a semicolon should appear immediately after the chemical structure.

In Claim 91, column 131, line 2, the phrase “*trifluoromethyl, trifluoromethoxy;*” should read -- *trifluoromethyl, or trifluoromethoxy;* --.

In Claim 91, column 131, line 11, the phrase “*lower alkyl, or alkyl*” should read -- *lower alkyl, or lower alkyl-(C=O)-;* --.

In Claim 91, column 131, line 17, a comma should appear after numeral “2”, so that the phrase “*2 or 3*” reads -- *2, or 3* --.

In Claim 91, column 131, line 21, the phrase “*R<sub>23</sub> is C<sub>1</sub>-C<sub>4</sub> alkyl;*” should read -- *R<sub>23</sub> is H or C<sub>1</sub>-C<sub>4</sub> alkyl;* --.

In Claim 91, column 131, lines 26 to 27, the phrase “*an antipsychotic effect*” should read -- *a pain-relieving effect* --.

In Claim 94, column 131, line 52, the phrase “*consisting lower*” should read -- *consisting of lower* --.

In Claim 94, column 131, line 60, the second instance of “*alkoxy*” should not appear.

In Claim 94, column 131, line 62, the phrase “*n is 2, 3, or 5;*” should read -- *n is 2, 3, 4, or 5;* --.

In Claim 94, column 131, line 65, an extra comma should not appear in the phrase “*lower alkyl, thio,*” so that the phrase reads -- *lower alkyl thio,*--.

UNITED STATES PATENT AND TRADEMARK OFFICE  
**CERTIFICATE OF CORRECTION**

PATENT NO. : RE 39,265 E  
APPLICATION NO. : 09/708475  
DATED : September 5, 2006  
INVENTOR(S) : Strupczewski et al.

Page 30 of 31

It is certified that error appears in the above-identified patent and that said Letters Patent is hereby corrected as shown below:

In Claim 94, column 131, line 67, immediately after the term "*aminocarbonyl*" the term --*monoalkylaminocarbonyl*-- should appear.

In Claim 94, column 131, line 67, to column 132, line 1, immediately after the term "*dialkylaminocarbonyl*" a comma should appear.

In Claim 94, column 132, line 3, a comma should appear in place of a semicolon in the fragment "*alkyl;*" so that the fragment reads -- *alkyl, --*.

In Claim 94, column 132, line 7, a semicolon should appear immediately after the chemical structure.

In Claim 94, column 132, line 13, the term "*flourine*" should read -- *fluorine --*.

In Claim 94, column 132, line 31, the phrase "*m is 1, 2, or 3,*" should be followed immediately by the phrase -- *with the proviso that at least one R is selected from the group consisting of dialkylaminocarbonyl, formyl, -C(=W)-aryl, and -C(=W)-heteroaryl; --*.

In Claim 94, column 132, line 34, the phrase "*R<sub>23</sub> is C<sub>1</sub>-C<sub>4</sub> alkyl;*" should read -- *R<sub>23</sub> is H or C<sub>1</sub>-C<sub>4</sub> alkyl; --*.

In Claim 94, column 132, line 35, the superfluous line "*where R<sub>23</sub> is C<sub>1</sub>-C<sub>4</sub> alkyl;*" should be deleted in its entirety.

In Claim 94, column 132, line 36, the phrase "*-S-, R*" should read -- *-S-, R<sub>1</sub> is R<sub>20</sub>, R --*.

In Claim 94, column 132, line 40, the term "*thereof.*" should read -- *thereof, in an amount sufficient to produce a pain-relieving effect, and a pharmaceutically acceptable carrier therefor. --*.

In Claim 95, column 132, line 42, the term "*or*" and a symbol for a single bond should appear in the phrase "*-S-, -NH.*" so that the phrase reads -- *-S-, or -NH-. --*.

In Claim 102, column 132, line 59, the phrase "*wherein is*" should read -- *wherein X is --*.

In Claim 102, column 132, line 61, a comma should appear after the phrase "*hydrogen C<sub>1</sub>-C<sub>3</sub>*" so that the phrase reads -- *hydrogen, C<sub>1</sub>-C<sub>3</sub> --*.

UNITED STATES PATENT AND TRADEMARK OFFICE  
**CERTIFICATE OF CORRECTION**

PATENT NO. : RE 39,265 E  
APPLICATION NO. : 09/708475  
DATED : September 5, 2006  
INVENTOR(S) : Strupczewski et al.

Page 31 of 31

It is certified that error appears in the above-identified patent and that said Letters Patent is hereby corrected as shown below:

In Claim 102, column 132, line 63, the phrase “*or -CF<sub>3</sub>;*” should read -- *and -CF<sub>3</sub>;* --.

In Claim 108, column 133, line 8, the phrase “*effect, a*” should read -- *effect, and a* --.

In Claim 109, column 133, line 11, the term “*ministering*” should read  
-- *administering* --.

In Claim 109, column 133, line 11, the term “*amount*” should read  
-- *effective amount* --.

In Claim 112, column 134, line 6, the phrase “*salts of acids,*” should read  
-- *salts of mineral acids,* --.

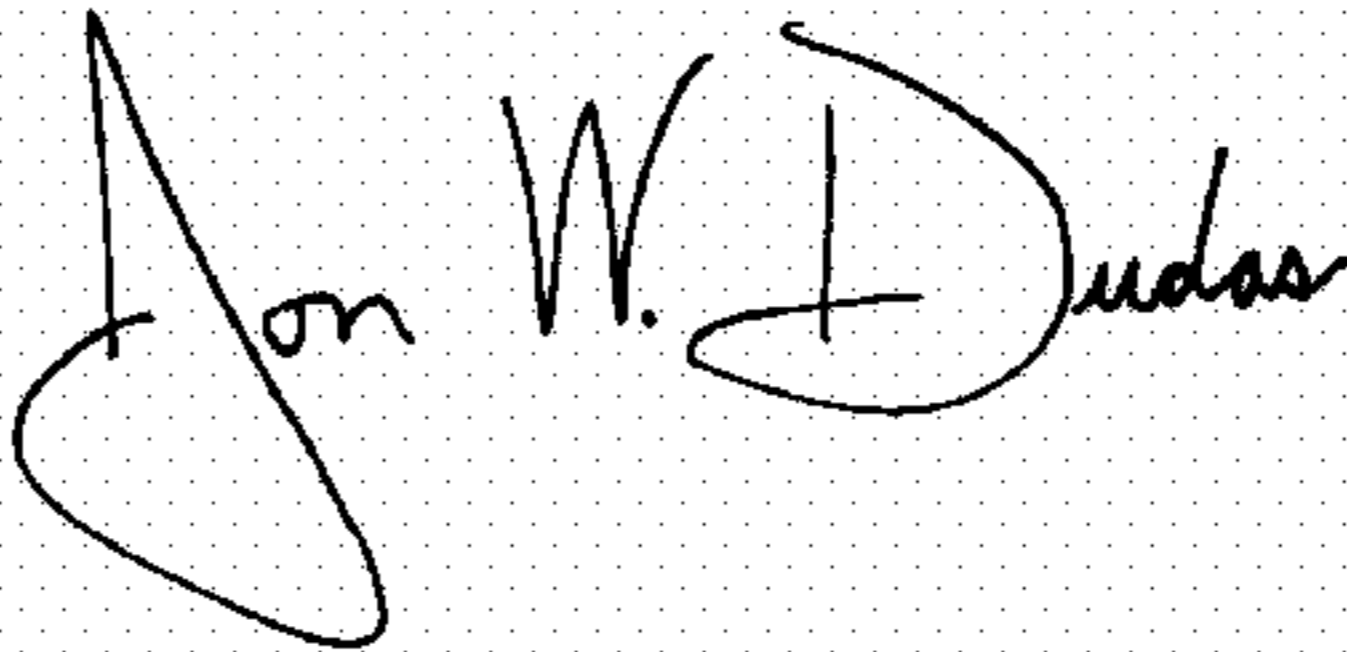
In Claim 112, column 134, line 6, the term “*slats*” should read -- *salts* --.

In Claim 113, column 134, line 12, the phrase “*group of salts*” should read  
-- *group consisting of salts* --.

In Claim 113, column 134, line 13, a comma should appear in the phrase “*acetic acid propionic acid,*” so that the phrase reads -- *acetic acid, propionic acid,* --.

Signed and Sealed this

Second Day of October, 2007

A handwritten signature in black ink on a light gray dotted background. The signature reads "Jon W. Dudas" in a cursive, stylized script.

JON W. DUDAS

Director of the United States Patent and Trademark Office