



US00RE39088E

(19) **United States**
 (12) **Reissued Patent**
Haruta et al.

(10) **Patent Number: US RE39,088 E**
 (45) **Date of Reissued Patent: May 2, 2006**

(54) **AMIDE COMPOUNDS AND USE OF THE SAME**

(75) Inventors: **Junichi Haruta**, Takatsuki (JP);
Kazuhiko Sakuma, Takatsuki (JP);
Yoshihiro Watanabe, Takatsuki (JP)

(73) Assignee: **Japan Tobacco, Inc.**, Tokyo (JP)

(21) Appl. No.: **10/342,189**

(22) PCT Filed: **Aug. 15, 1996**

(86) PCT No.: **PCT/JP96/02305**

§ 371 (c)(1),
 (2), (4) Date: **Feb. 20, 1998**

(87) PCT Pub. No.: **WO97/08133**

PCT Pub. Date: **Mar. 6, 1997**

Related U.S. Patent Documents

Reissue of:

(64) Patent No.: **6,174,887**
 Issued: **Jan. 16, 2001**
 Appl. No.: **09/011,983**
 Filed: **Feb. 20, 1998**

(30) Foreign Application Priority Data

Aug. 22, 1995 (JP) 7-213855

(51) Int. Cl.

A61K 31/66 (2006.01)
C07C 237/28 (2006.01)
C07C 237/32 (2006.01)
C07C 237/34 (2006.01)

(52) **U.S. Cl.** **514/252.12**; 514/331; 514/364;
 514/395; 514/539; 514/542; 514/563; 544/400;
 546/234; 548/131; 548/221; 560/39; 560/40;
 562/444; 562/445

(58) **Field of Classification Search** 544/400;
 546/234; 548/131, 221; 560/39, 40; 562/444,
 562/445; 514/252.12, 331, 364, 395, 539,
 514/542, 563

See application file for complete search history.

(56) References Cited

U.S. PATENT DOCUMENTS

4,298,735 A 11/1981 Farina et al. 544/257
 4,314,988 A 2/1982 Farina et al. 424/1
 4,326,060 A 4/1982 Farina et al. 544/258
 4,337,339 A 6/1982 Farina et al. 544/257
 4,895,842 A 1/1990 Okamoto et al. 514/227.5

5,288,707 A 2/1994 Metternich 514/19
 5,686,455 A 11/1997 Adams et al. 514/256
 5,716,972 A 2/1998 Adams et al. 514/341
 6,008,235 A 12/1999 Adams et al. 514/333
 6,174,887 B1 * 1/2001 Haruta et al. 514/252.12
 6,420,561 B1 * 7/2002 Haruta et al. 544/399

FOREIGN PATENT DOCUMENTS

DE 30 16 144 A1 11/1980
 EP 0 385 952 9/1990
 EP 0 459 730 A2 12/1991
 JP 48-18241 * 3/1973
 JP 63-138051 * 10/1988
 JP 63-239256 * 10/1988
 WO WO 95/13262 A1 5/1995

OTHER PUBLICATIONS

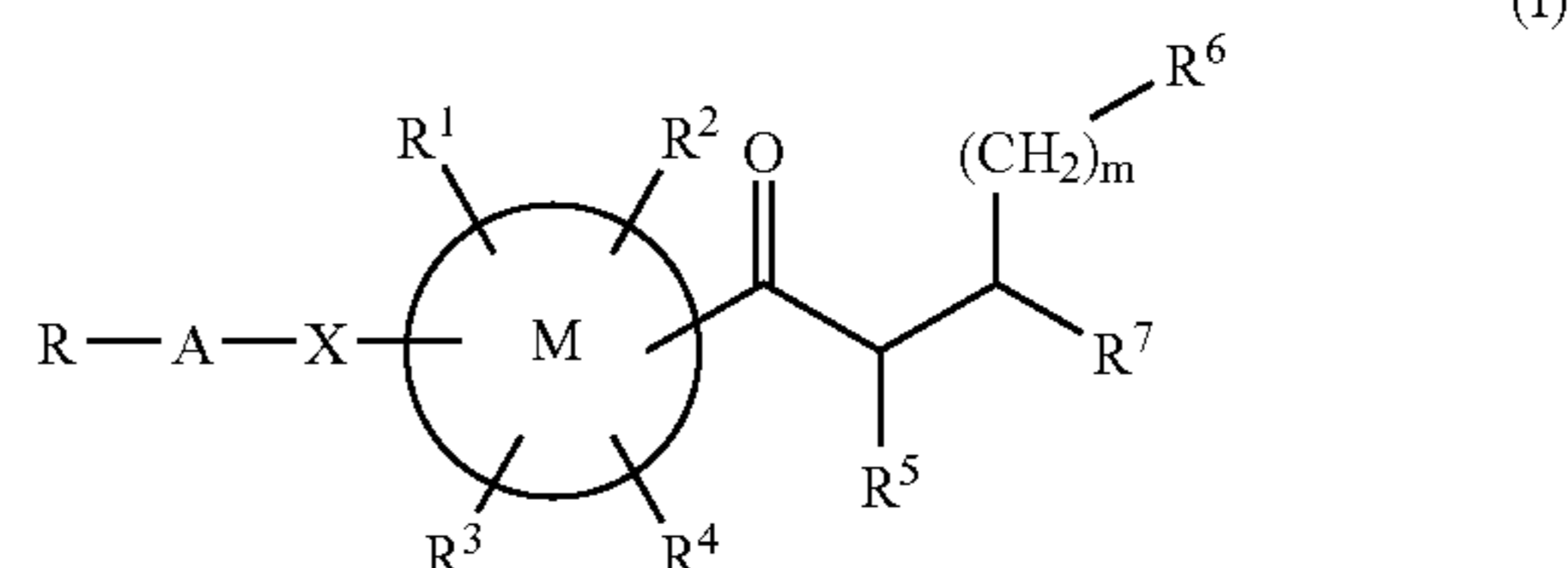
Rao, et al., Chemical Abstracts, vol. 113:23251, (1990).
 Cheng, et al., Chemical Abstracts, vol. 100:129754, (1984).
 N. Mukaida, et al., Clin. Immunol., vol. 25, No. 8, pp.
 1013–1020, (1993).

* cited by examiner

Primary Examiner—Richard L. Raymond
 (74) *Attorney, Agent, or Firm*—Foley & Lardner LLP

(57) ABSTRACT

An amide compound of the formula (I):



wherein R is amino and the like, A is alkylene and the like, X is O, S and the like, M is arylene and the like, R¹, R², R³ and R⁴ are H, hydroxy and the like, R⁵ is H, alkyl and the like, m is an integer of 0–6, R⁶ is an optionally substituted aryl and the like, and R⁷ is H, an optionally substituted alkyl and the like, a pharmaceutically acceptable acid addition salt thereof and a pharmaceutical containing same as an active ingredient. The amide compounds exhibit superior suppressive effects on cytokines directly or indirectly involved in inflammations, such as IL-8, IL-1, IL-6, TNF- α , GM-CSF and the like, and are useful for the prophylaxis and treatment of rheumatic diseases, arthritis due to gout and the like.

17 Claims, No Drawings

AMIDE COMPOUNDS AND USE OF THE SAME

Matter enclosed in heavy brackets [] appears in the original patent but forms no part of this reissue specification; matter printed in italics indicates the additions made by reissue.

This application is a Reissue application of U.S. Ser. No. 09/011,983, filed Feb. 20, 1998, now U.S. Pat. No. 6,174,887, granted Jan. 16, 2001, which is a § 371 of PCT/JP96/02305, filed Aug. 15, 1996.

TECHNICAL FIELD

The present invention relates to a novel compound exhibiting superior suppressive effects on cytokines directly or indirectly involved in inflammations, such as interleukin-8 (IL-8), interleukin-1 (IL-1), interleukin-6 (IL-6), tumor necrosis factor (TNF- α), GM-CSF and the like, and pharmaceutical agents comprising said compound, such as anti-inflammatory agents.

BACKGROUND ART

An inflammation is one of the protective responses in the living organisms which aims at removal of foreign substances, pathogenic bacteria and so on, as well as repair of damaged tissues. When inflammatory stimulation is received, the microcirculatory system responds and particularly increases vascular permeability. The vascular permeability is promoted by chemical mediators and cytokines. Sequentially, chemotaxis, migration and activation of neutrophils are induced, foreign substances and pathogenic bacteria are phagocytosed at the sites of inflammation, and chemical mediators are released to induce inflammatory responses. Subsequent to neutrophils, chemotaxis and recruitment of macrophages at the local sites occur, and activated macrophages, like neutrophils, phagocytose foreign substances, pathogenic bacteria, disintegrated tissues and so on to produce various cytokines. Then, pathogenic bacteria, foreign substances and damaged tissues are removed and the tissues are reconstructed, whereby the inflammation comes to an end. The above-mentioned process occurs in normal inflammatory responses. In allergy and autoimmune diseases such as rheumatoid arthritis and systemic lupus erythematosus, however, abnormal immune responses prolong inflammation and cause strong systemic symptoms.

Many cytokines are involved in various processes of inflammatory responses. For example, IL-1, TNF- α and IL-8 are responsible for the chemotaxis, adhesion to vascular endothelial cells, and migration into vascular walls, of leukocytes, which are seen during migration of leukocytes into the sites of inflammation, wherein IL-1, TNF- α and IL-8 activate neutrophils to cause release of lysosomal enzymes and production of active oxygen and prostaglandin, thus inducing inflammation. When IL-1, TNF- α and IL-6 migrate into the circulatory system, they act on liver to induce production of acute phase inflammatory protein (e.g., CRP and SAA), and act on bone marrow to increase neutrophils and platelets. In inflammations of connective tissues, such as rheumatoid arthritis (RA), IL-1 and TNF- α are said to activate fibroblasts and osteoclastic cells and induce production of prostaglandin and collagenase [Mebio, 11 (2), 18-23, (1994)].

As stated in the foregoing, IL-1 and TNF- α play a central role in various aspects of inflammatory responses.

Meanwhile, IL-8 is produced not only by peripheral blood monocytes and tissue macrophages, but also by large granu-

lar lymphocytes (LGL) known as natural killer cells, T lymphocytes and various tissues and cells such as fibroblasts, vascular endothelial cells and epidermal keratinocytes. Examples of production stimulators include mitogen lectins such as LPS, PHA, PSK (Coriolus versicolor-derived protein-bound polysaccharide, Krestin) and cytokines such as IL-1 and TNF- α .

Although most of these cells barely produce IL-8 constantly, upon stimulation with the above-mentioned IL-8 production stimulators, they produce more than 100 times greater amounts of IL-8 within 24 hours as compared to the production without stimulation. For example, when human peripheral blood monocytes are stimulated with PSK, IL-8 mRNA is induced within an hour, and production amount of IL-8 mRNA reaches its peak in 3 hours, and gradually decreases with time. Along with the induction of IL-8 mRNA, IL-8 protein having neutrophil chemotaxis ability is detected in the medium at 3 hours after the stimulation and increases with time. IL-8 mRNA is induced in the same manner in time as in the stimulation of IL-1 and TNF- α . IL-8 is noticeably stable to protease produced by activated macrophage and the like.

The in vitro biological activities of IL-8 include chemotactic promotion, induction of degranulation, respiratory burst induction, lysosomal enzyme release induction, induction of adhesion to unstimulated or stimulated vascular endothelial cells, promotion of extravascular migration, reinforcement of expression of adhesion factors, leukotriene B₄-HETH release induction and the like with regard to neutrophils; chemotactic promotion with regard to T cells; suppressive effect on IgE production by IL-4 with regard to B cells; and chemotactic promotion and histamine•leukotriene release induction with regard to basophils. IL-8 also has in vivo activities of induction of migration of neutrophils and lymphocytes, induction of neutrophilia, reinforcement of vascular permeability, and neutrophil-dependent arthrosynovial destruction [Rinsho Men-eki, 25 (8), 1013-1020 (1993)].

As mentioned earlier, IL-8 has various effects on neutrophils. It has been gradually clarified that IL-8 also acts on T lymphocytes, basophils, monocytes, keratinocytes and melanoma cells, besides neutrophils. The biological activities and target cells thereof are found to be diverse like other cytokines.

It has been known that IL-8 realizes, in vivo, migration of neutrophils and lymphocytes at the sites of subcutaneous injections, and increases homing of T lymphocytes to local lymph nodes. It has been also known that an intravenous or intraperitoneal injection of IL-8 markedly increases neutrophil counts in peripheral blood, and administration in large amounts thereof causes destruction of alveoli. In addition, an injection of IL-8 into rabbit intra-articular joint space is known to lead to arthrosynovial destruction with migration of large amounts of neutrophils. These results suggest strong inflammation induction by IL-8 in vivo.

In view of the fact that IL-8 has various actions besides chemotactic stimulation of neutrophil, that IL-8 was detected in synovial fluid in patients with gout or rheumatic arthritis, that IL-8 was detected from skin pieces of patients with dermatitis such as psoriasis, that IL-8 like chemotactic factor is produced by peripheral blood monocytes in asthma, and that IL-8 was detected in peripheral blood of patients with sepsis which is considered to be one of the causes of adult respiratory distress syndrome (ARDS), it is evident that IL-8 is involved in various diseases such as inflammation.

3

Therefore, a substance capable of suppressing cytokines responsible for inflammations, such as IL-1, IL-6, IL-8 and TNF- α , is extremely useful as a new type of medicine for noninfectious or infectious diseases accompanied by neutrophil migration, which are represented by rheumatic diseases (e.g., rheumatoid arthritis); arthritis due to gout; systemic lupus erythematosus; dermatopathy (e.g., psoriasis, pustulosis and atopic dermatitis); respiratory diseases (e.g., bronchial asthma, bronchitis, ARDS and diffused interstitial pneumonia); inflammatory bowel diseases (e.g., ulcerative colitis and Crohn's disease); acute or chronic hepatitis inclusive of fulminant hepatitis; acute or chronic glomerulonephritis; nephropylitis; uveitis caused by Behcet disease and Vogt-Koyanagi Harada disease; Mediterranean fever (polyserositis); ischemic diseases (e.g., myocardial infarction); and systemic circulatory failure and multi-organ failure caused by sepsis. In particular, such substance is expected to be effective as an anti-inflammatory agent based on new action mechanisms.

With such background of the art, compounds having inhibitory activity on inflammatory cytokines, such as IL-8, have been recently reported. For example, Japanese Patent Application under PCT laid-open under Kohyo No. 7-503017 discloses an imidazole derivative such as 4-(4-fluorophenyl)-2-(4-methylthiophenyl)-5-(4-pyridyl) imidazole as a cytokine inhibitor; Japanese Patent Application under PCT laid-open under Kohyo No. 7-503018 discloses pyridyl-substituted imidazole derivatives such as 1-(4-pyridyl)-2-(4-fluorophenyl)-4-phenylimidazole as cytokine inhibitors; and Japanese Patent Unexamined Publication No. 3-34959 discloses naphthalenemethanamine derivatives having cytokine inhibitory activity. However, these publications do not suggest the compound of the present invention.

In addition, compounds having inhibitory activity on protease involved in inflammatory diseases have been reported. For example, Japanese Patent Unexamined Publication No. 4-330094 discloses t-butyl-oxycarbonyl-trimethylsilyl-Ala-Pro-NH-CH[(CH₂)₃N₃]-B-pinandiol as a serine protease inhibitor of thrombin which induces pre-inflammatory changes of IL-1 and the like. Japanese Patent Examined Publication No. 7-53705 discloses phenylalanine derivatives such as N-(trans-4-aminomethylcyclohexylcarbonyl)-L-phenylalanine 4-acetylanilide. However, this publication relates to a compound characteristically having amino at one end of phenylalanine and 4-aminomethyl-6-membered ring-carbonyl group at the other end, which relates to a protease inhibitor, and does not relate to an inflammatory cytokine production suppressor, such as the compound of the present invention.

An object of the present invention is to provide a compound usable as a novel selective anti-inflammatory agent which suppresses production and release of inflammatory cytokines such as IL-8, IL-1, TNF- α , IL-6, and the like.

In addition, an object of the present invention is to provide a pharmaceutical agent comprising said compound.

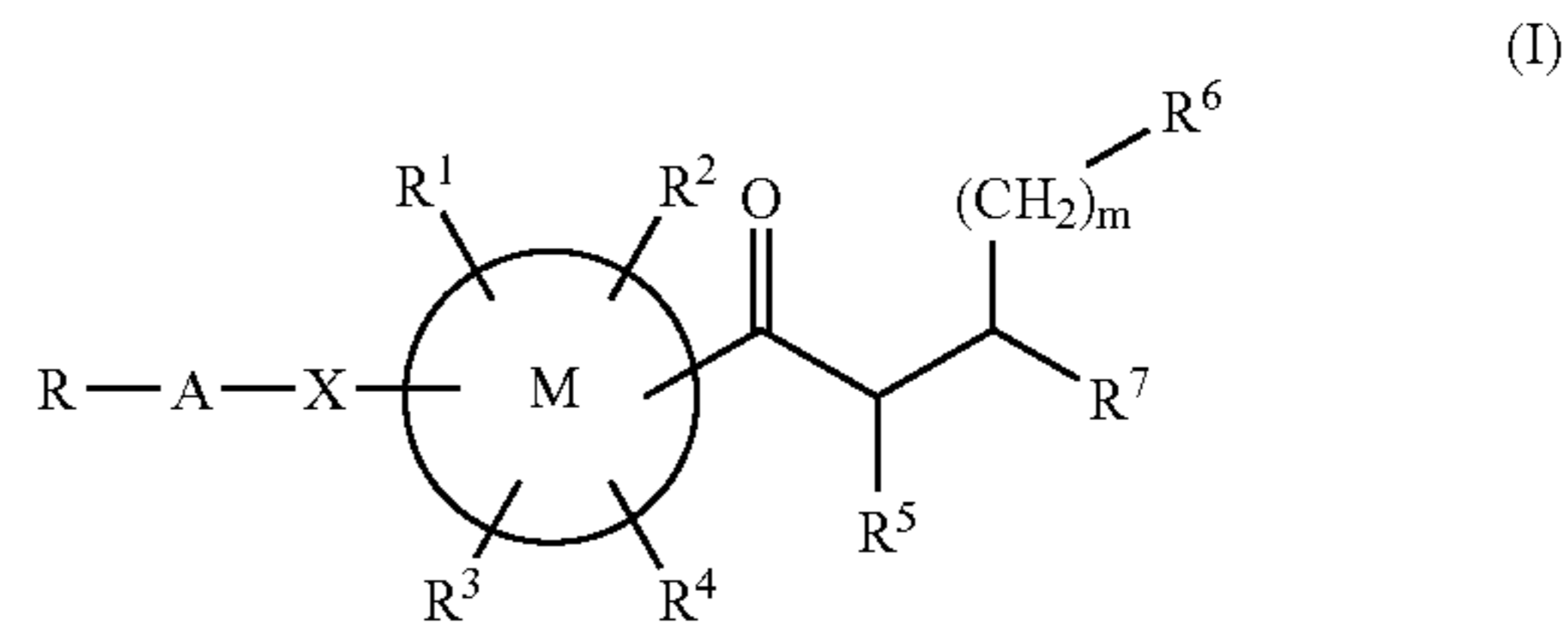
DISCLOSURE OF THE INVENTION

The present inventors have conducted intensive studies with the aim of achieving the above-mentioned objects and completed the present invention.

4

Accordingly, the present invention provides the following.

(1) An amide compound of the formula (I):



wherein:

R is an optionally substituted non-aromatic heterocyclic group containing nitrogen, a hydroxy, R_a, an alkoxy substituted by R_a, an alkylthio substituted by R_a, or an alkylamino substituted by R_a,

wherein R_a is amino, guanidino, amidino, carbamoyl, ureido, thioureido, hydrazino, hydrazinocarbonyl or imino, these groups being optionally substituted by a substituent selected from the group consisting of lower alkyl, halogenated lower alkyl, cycloalkyl, aralkyl, aryl and amino-protecting group;

A is an optionally substituted, linear or branched alkylene which optionally has one or more double bond(s) or triple bond(s) in the chain, or a single bond;

X is an oxygen atom, a sulfur atom, a cycloalkylene, a divalent aromatic heterocyclic group having one or more hetero atom(s) selected from the group consisting of a nitrogen atom, sulfur atom and oxygen atom, —SO—, —SO₂—, —C=C—, —C≡C—, —CO—, —COO—, —OOC—, —CS—, —COS—, —O—CO—O—, —NH—CO—NH—, —NH—CS—NH—, —NH—C(=NH)—NH—, —NR⁸—, —NR⁸CO—, —CONR⁸—, —NR⁸SO₂—, —SO₂NR⁸—, —NR⁸—NR⁸—, or —CR⁹R¹⁰—

wherein R⁸ is hydrogen atom, alkyl, cycloalkyl, aryl, aralkyl or amino-protecting group, and R⁹ and R¹⁰ are the same or different and each is hydrogen atom, alkyl, cycloalkyl, aryl or aralkyl;

M is an arylene, a cycloalkylene, or a divalent heterocyclic group which has one or more hetero atom(s) selected from the group consisting of a nitrogen atom, sulfur atom and oxygen atom, and which optionally forms a fused ring;

R¹, R², R³ and R⁴ are the same or different and each is a hydrogen atom, a hydroxy, a halogen atom, an alkoxy, a mercapto, an alkylthio, a nitro, a cyano, a carboxy, an alkoxy carbonyl, an aryloxy carbonyl, an acyl, an alkyl optionally substituted by a substituent selected from the group consisting of hydroxy, lower alkoxy and halogen atom, an amino optionally substituted by a substituent selected from the group consisting of alkyl, aryl, aralkyl and amino-protecting group, or —O—CO—R¹¹

wherein R¹¹ is optionally substituted alkoxy, optionally substituted aryl, optionally substituted cycloalkyl, optionally substituted aryloxy, optionally substituted aralkyloxy, optionally substituted alkylthio, optionally substituted arylthio, or alkyl optionally substituted by a substituent selected from the group consisting of alkoxy carbonyl, acyloxy, aryl, aryloxy, aryloxy carbonyl, aralkyloxy, aralkyloxy carbonyl, alkylthio, arylthio, acyl, lower alkoxy, carboxy, halogen atom and amino optionally substituted by lower alkyl or acyl;

R⁵ is a hydrogen atom, an alkyl optionally substituted by halogen atom, an optionally substituted aralkyl, or an amino-protecting group;

5

m is 0 or an integer of 1-6;

R⁶ is an optionally substituted aryl, an optionally substituted cycloalkyl, an optionally substituted lower alkyl, an optionally substituted lower alkoxy, an optionally substituted lower alkylthio, an amino optionally substituted by a substituent selected from the group consisting of lower alkyl, aryl, aralkyl and amino-protecting group, or an optionally substituted heterocyclic group having one or more hetero atoms selected from the group consisting of a nitrogen atom, sulfur atom and oxygen atom; and

R⁷ is a hydrogen atom, an optionally substituted alkyl, an optionally substituted aryl, an optionally substituted aromatic heterocyclic group having one or more hetero atoms selected from the group consisting of a nitrogen atom, sulfur atom and oxygen atom, or $-\text{CO}(\text{Y})_p\text{R}^{12}$

wherein Y is oxygen atom, sulfur atom, $-\text{NR}^{13}-$ or $-\text{NR}^{13}-\text{SO}_2-$

wherein R¹³ is hydrogen atom, alkyl, aralkyl, hydroxy, alkoxy, aryl or amino-protecting group,

p is 0 or 1, and R¹² is hydrogen atom, optionally substituted alkenyl, optionally substituted alkynyl, optionally substituted cycloalkyl, optionally substituted aryl, optionally substituted aralkyl, adamantyl, cycloalkylideneamino, optionally substituted heterocyclic group having one or more hetero atom(s) selected from the group consisting of nitrogen atom, sulfur atom and oxygen atom, or alkyl optionally substituted by a substituent selected from the group consisting of hydroxy, alkoxy, alkoxyalkoxy, alkoxy-carbonyl, acyloxy, carboxy, heterocyclic group having one or more hetero atom(s) selected from the group consisting of nitrogen atom, sulfur atom and oxygen atom, and amino optionally substituted by a substituent selected from the group consisting of alkyl, aryl, aralkyl and amino-protecting group;

and a pharmaceutically acceptable acid addition salt thereof.

(2) The amide compound of (1) above, wherein, in the formula (I), at least one symbol selected from the group consisting of R, A, X, R¹, R², R³, R⁴, R⁵, m, R⁶ and R⁷ satisfies the following definitions, and a pharmaceutically acceptable acid addition salt thereof:

R is a non-aromatic heterocyclic group containing nitrogen, which is optionally substituted by lower alkyl or amino-protecting group, R_{a1}, an alkoxy substituted by R_{a1}, an alkylthio substituted by R_{a1}, or an alkylamino substituted by R_{a1},

wherein R_{a1} is amino, guanidino, amidino, carbamoyl, ureido, thioureido, hydrazino, hydrazinocarbonyl or imino, these groups being optionally substituted by a substituent selected from the group consisting of lower alkyl, aralkyl and amino-protecting group;

A is a linear or branched alkylene which optionally has one or more double bond(s) or triple bond(s) in the chain, or a single bond;

X is an oxygen atom, a sulfur atom, a cycloalkylene, a divalent aromatic heterocyclic group having one or more hetero atom(s) selected from the group consisting of a nitrogen atom, sulfur atom and oxygen atom, $-\text{SO}-$, $-\text{SO}_2-$, $-\text{C}=\text{C}-$, $-\text{C}\equiv\text{C}-$, $-\text{CO}-$, $-\text{COO}-$, $-\text{OOC}-$, $-\text{CS}-$, $-\text{COS}-$, $-\text{O}-\text{CO}-\text{O}-$, $-\text{NH}-\text{CO}-\text{NH}-$, $-\text{NH}-\text{CS}-\text{NH}-$, $-\text{NH}-\text{C}(\text{=NH})-\text{NH}-$, $-\text{NR}^{8'}$, $-\text{NR}^{8'}\text{CO}-$, $-\text{CONR}^{8'}$, $-\text{NR}^{8'}\text{SO}_2-$, $-\text{SO}_2\text{NR}^{8'}$, $-\text{NR}^{8'}-\text{COO}-$, $-\text{OOC}-\text{NR}^{8'}$, or $-\text{CR}^{9'}\text{R}^{10'}$

wherein R^{8'} is hydrogen atom, lower alkyl, aralkyl or amino-protecting group, and R^{9'} and R^{10'} are the same or different and each is hydrogen atom, lower alkyl or aralkyl;

6

M is an arylene, a cycloalkylene, or a divalent heterocyclic group which has one or more hetero atom(s) selected from the group consisting of a nitrogen atom, sulfur atom and oxygen atom, and which optionally forms a fused ring;

R¹, R², R³ and R⁴ are the same or different and each is a hydrogen atom, a hydroxy, a halogen atom, an lower alkoxy, a mercapto, a lower alkylthio, a nitro, a cyano, a carboxy, a lower alkoxy-carbonyl, an aryloxy-carbonyl, an acyl, a lower alkyl optionally substituted by a substituent selected from the group consisting of hydroxy, lower alkoxy and halogen atom, an amino optionally substituted by a substituent selected from the group consisting of lower alkyl, aralkyl and amino-protecting group, or $-\text{O}-\text{CO}-\text{R}^{11'}$

wherein R^{11'} is lower alkoxy, optionally substituted cycloalkyl, lower alkyl optionally substituted by a substituent selected from the group consisting of lower alkoxy-carbonyl, acyloxy, aralkyloxy, aralkyloxy-carbonyl, acyl, lower alkoxy, carboxy and amino optionally substituted by lower alkyl, or aryl optionally substituted by a substituent selected from the group consisting of lower alkyl, carboxy and benzyloxy-carbonyl;

R⁵ is a hydrogen atom, an alkyl optionally substituted by halogen atom, an optionally substituted aralkyl, or an amino-protecting group;

m is 0 or an integer of 1-6;

R⁶ is aryl, a cycloalkyl, or a heterocyclic group having one or more hetero atom(s) selected from the group consisting of a nitrogen atom, sulfur atom and oxygen atom

where said aryl, cycloalkyl and heterocyclic group having one or more hetero atom(s) selected from the group consisting of nitrogen atom, sulfur atom and oxygen atom are optionally substituted by a substituent selected from the group consisting of lower alkyl, halogen atom, hydroxy, lower alkoxy, amino, carboxy and lower alkoxy-carbonyl; and

R⁷ is a hydrogen atom, a lower alkyl optionally substituted by a substituent selected from the group consisting of hydroxy, lower alkoxy, mercapto, lower alkylthio, carboxy, lower alkoxy-carbonyl and amino, an aromatic heterocyclic group which has one or more hetero atom(s) selected from the group consisting of a nitrogen atom, sulfur atom and oxygen atom, and which is optionally substituted by lower alkyl, or $-\text{CO}(\text{Y}')_p\text{R}^{12'}$

wherein Y' is oxygen atom, sulfur atom, $-\text{NR}^{13'}$ or $-\text{NR}^{13'}-\text{SO}_2-$

wherein

R^{13'} is hydrogen atom, lower alkyl, aralkyl, hydroxy, lower alkoxy or amino-protecting group,

p is 0 or 1, and R^{12'} is hydrogen atom, aralkyl, adamantyl, cycloalkylideneamino, cycloalkyl optionally substituted by a lower alkyl, alkyl optionally substituted by a substituent selected from the group consisting of hydroxy, lower alkoxy, lower alkoxy lower alkoxy, lower alkoxy-carbonyl, acyloxy, carboxy, heterocyclic group having one or more hetero atom(s) selected from the group consisting of, nitrogen atom, sulfur atom and oxygen atom, and amino optionally substituted by a substituent selected from the group consisting of lower alkyl, aralkyl and amino-protecting group, aryl optionally substituted by a substituent selected from the group consisting of lower alkyl, halogen atom, amino, carboxy, hydroxy and lower alkoxy, or heterocyclic group which is optionally substituted by a substituent selected from the group consisting of lower alkyl,

7

halogen atom, amino, carboxy, hydroxy and lower alkoxy, and which has one or more hetero atom(s) selected from the group consisting of nitrogen atom, sulfur atom and oxygen atom.

(3) The amide compound of (1) above, wherein, in the formula (I), at least one symbol selected from the group consisting of R, A, X, R¹, R², R³, R⁴, R⁵, m, R⁶ and R⁷ satisfies the following definitions, and a pharmaceutically acceptable acid addition salt thereof:

R is a non-aromatic heterocyclic group containing nitrogen, which is optionally substituted by lower alkyl or amino-protecting group, R_{a2}, or an alkoxy substituted by R_{a2},

wherein R_{a2} is amino, guanidino, amidino or carbamoyl, these groups being optionally substituted by a lower alkyl or amino-protecting group;

A is a linear alkylene or a single bond;

X is an oxygen atom, a sulfur atom, a divalent aromatic heterocyclic group having one or more hetero atom(s) selected from the group consisting of a nitrogen atom, sulfur atom and oxygen atom, —COO—, —OOC—, NR^{8''}—, —NR^{8''}—CO—, —CONR^{8''}—, —NR^{8''}SO₂—, —SO₂NR^{8''}—, or —CR^{9''}R^{10''}

wherein R^{8''} is hydrogen atom, lower alkyl or amino-protecting group, and R^{9''} and R^{10''} are the same or different and each is hydrogen atom or lower alkyl;

M is an arylene or a divalent heterocyclic group which has one or more hetero atom(s) selected from the group consisting of a nitrogen atom, sulfur atom and oxygen atom, and which optionally forms a fused ring;

R¹, R², R³ and R⁴ are the same or different and each is a hydrogen atom, a hydroxy, a halogen atom, lower alkoxy, a lower alkyl optionally substituted by a substituent selected from the group consisting of hydroxy, lower alkoxy and halogen atom, or —O—CO—R^{11''}

wherein R^{11''} is lower alkoxy, cycloalkyl, aryl optionally substituted by lower alkyl, or lower alkyl optionally substituted by a substituent selected from the group consisting of acyloxy, aralkyloxycarbonyl and amino optionally substituted by lower alkyl;

R⁵ is a hydrogen atom, a lower alkyl, or an amino-protecting group;

m is 1;

R⁶ is an aryl or a cycloalkyl

wherein said aryl and cycloalkyl are optionally substituted by halogen atom or hydroxy; and

R⁷ is a hydrogen atom, a lower alkyl optionally substituted by hydroxy or lower alkoxy, an aromatic heterocyclic group having one or more hetero atom(s) selected from the group consisting of a nitrogen atom, sulfur atom and oxygen atom, and which is optionally substituted by lower alkyl, or —CO(Y'')_pR^{12''}

wherein Y'' is oxygen atom, sulfur atom or —NR^{13''}— wherein

R^{13''} is hydrogen atom, lower alkyl, hydroxy, or amino-protecting group,

p is 0 or 1, and R^{12''} is hydrogen atom, aralkyl, adamantyl, cycloalkylideneamino, cycloalkyl optionally substituted by lower alkyl, aryl optionally substituted by halogen atom, alkyl optionally substituted by a substituent selected from the group consisting of hydroxy, lower alkoxy, lower alkoxy lower alkoxy, lower alkoxy carbonyl, acyloxy, carboxy, heterocyclic group having one or more hetero atom(s) selected from the group consisting of nitrogen atom, sulfur atom and oxygen atom, and amino optionally substituted by a substituent

8

selected from the group consisting of lower alkyl, aralkyl and amino-protecting group, or heterocyclic group which is optionally substituted by lower alkyl, and which has one or more hetero atom(s) selected from the group consisting of nitrogen atom, sulfur atom and oxygen atom.

(4) The amide compound of (1) above, wherein, in the formula (I), at least one symbol selected from the group consisting of R, A, X, R¹, R², R³, R⁴, R⁵, m, R⁶ and R⁷ satisfies the following definitions, and a pharmaceutically acceptable acid addition salt thereof:

R is a piperazinyl optionally substituted by lower alkyl, a piperidyl optionally substituted by lower alkyl, an amino, or a lower alkoxy substituted by amino

wherein amino is optionally substituted by lower alkyl;

A is a linear alkylene;

X is an oxygen atom, a sulfur atom, —NH— or —CH₂—;

M is an arylene;

R¹, R², R³ and R⁴ are the same or different and each is a hydrogen atom, a hydroxy, a halogen atom, or —O—CO—R^{11'''}

wherein R^{11'''} is lower alkyl optionally substituted by a substituent selected from the group consisting of amino, acyloxy and benzyloxycarbonyl, or phenyl optionally substituted by lower alkyl;

R⁵ is a hydrogen atom;

m is 1;

R⁶ is a phenyl; and

R⁷ is —COO—R^{12'''}

wherein R^{12'''} is hydrogen atom, aralkyl, adamantyl, cyclohexylideneamino, cyclohexyl optionally substituted by lower alkyl, piperidyl optionally substituted by lower alkyl, or alkyl optionally substituted by a substituent selected from the group consisting of hydroxy, lower alkoxy, lower alkoxy lower alkoxy, lower alkoxy carbonyl, acyloxy, piperazinyl and amino optionally substituted by lower alkyl.

(5) The amide compound of (4) above, wherein M is phenylene, and a pharmaceutically acceptable acid addition salt thereof.

(6) The amide compound of (4) above, wherein R⁷ is —COO—R^{12'''} wherein R^{12'''} is lower alkyl, or cyclohexyl which is optionally substituted by lower alkyl, and a pharmaceutically acceptable acid addition salt thereof.

(7) The amide compound of (4) above, wherein X is oxygen atom or —CH₂—, and a pharmaceutically acceptable acid addition salt thereof.

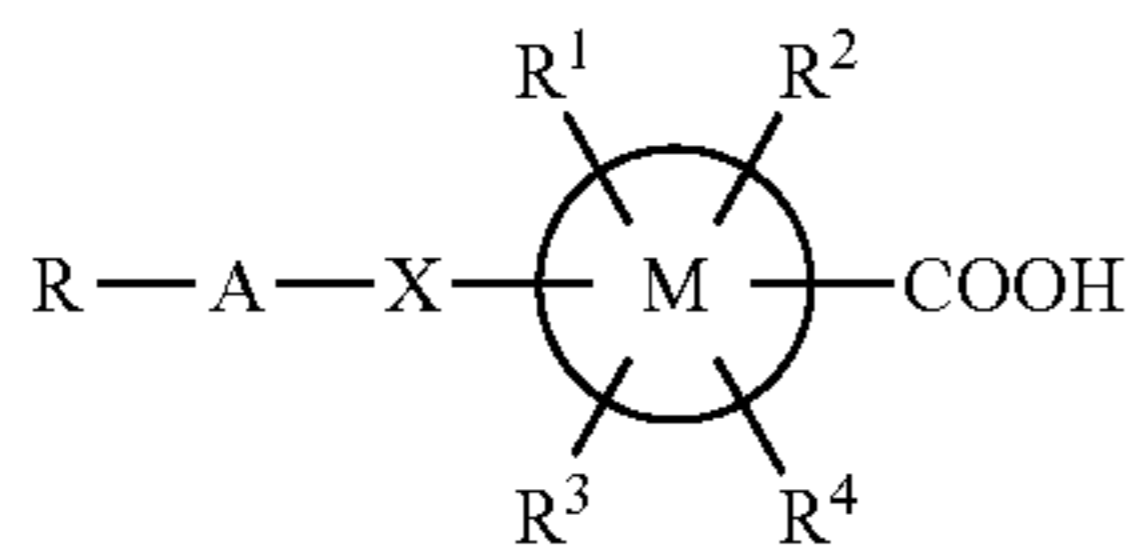
(8) The amide compound of (4) above, wherein R⁶ is phenyl and m is 1, and a pharmaceutically acceptable acid addition salt thereof.

(9) The amide compound of (4) above, wherein R is amino optionally substituted by lower alkyl, piperazinyl optionally substituted by lower alkyl, or piperidyl optionally substituted by lower alkyl, and a pharmaceutically acceptable salt addition salt thereof.

(10) The amide compound of (4) above, wherein R¹, R², R³ and R⁴ are the same or different and each is hydrogen atom, hydroxy, halogen atom, or —O—CO—R^{11'''} wherein R^{11'''} is lower alkyl or phenyl, and a pharmaceutically acceptable acid addition salt thereof.

9

(11) An carboxylic acid compound of the formula (I-a):



(I-a)

wherein:

R is an optionally substituted non-aromatic heterocyclic group containing nitrogen, a hydroxy, R_a , an alkoxy substituted by R_a , an alkylthio substituted by R_a , or an alkylamino substituted by R_a ,

wherein R_a is amino, guanidino, amidino, carbamoyl, ureido, thioureido, hydrazino, hydrazinocarbonyl or imino, these groups being optionally substituted by a substituent selected from the group consisting of lower alkyl, halogenated lower alkyl, cycloalkyl, aralkyl, aryl and amino-protecting group;

A is an optionally substituted, linear or branched alkylene which optionally has one or more double bond(s) or triple bond(s) in the chain, or a single bond;

X is an oxygen atom, a sulfur atom, a cycloalkylene, a divalent aromatic heterocyclic group having one or more hetero atoms selected from the group consisting of a nitrogen atom, sulfur atom and oxygen atom, $-\text{SO}-$, $-\text{SO}_2-$, $-\text{C}=\text{C}-$, $-\text{C}\equiv\text{C}-$, $-\text{CO}-$, $-\text{COO}-$, $-\text{OOC}-$, $-\text{CS}-$, $-\text{COS}-$, $-\text{O}-\text{CO}-\text{O}-$, $-\text{NH}-\text{CO}-\text{NH}-$, $-\text{NH}-\text{CS}-\text{NH}-$, $-\text{NH}-\text{C}(=\text{NH})-\text{NH}-$, $-\text{NR}^8-$, $-\text{NR}^8\text{CO}-$, $-\text{CONR}^8-$, $-\text{NR}^8\text{SO}_2-$, $-\text{SO}_2\text{NR}^8-$, $-\text{NR}^8-\text{COO}-$, $-\text{OOC}-\text{NR}^8-$, or $-\text{CR}^9\text{R}^{10}-$

wherein R^8 is hydrogen atom, alkyl, cycloalkyl, aryl, aralkyl or amino-protecting group, and R^9 and R^{10} are the same or different and each is hydrogen atom, alkyl, cycloalkyl, aryl or aralkyl;

M is an arylene, a cycloalkylene, or a divalent heterocyclic group which has one or more hetero atoms selected from the group consisting of a nitrogen atom, sulfur atom and oxygen atom, and which optionally forms a fused ring; and

R^1 , R^2 , R^3 and R^4 are the same or different and each is a hydrogen atom, a hydroxy, a halogen atom, an alkoxy, a mercapto, an alkylthio, a nitro, a cyano, a carboxy, an alkoxy carbonyl, an aryloxy carbonyl, an acyl, an alkyl optionally substituted by a substituent selected from the group consisting of hydroxy, lower alkoxy and halogen atom, an amino optionally substituted by a substituent selected from the group consisting of alkyl, aryl, aralkyl and amino-protecting group, or $-\text{O}-\text{CO}-\text{R}^{11}$

wherein R^{11} is optionally substituted alkoxy, optionally substituted aryl, optionally substituted cycloalkyl, optionally substituted aryloxy, optionally substituted aralkyloxy, optionally substituted alkylthio, optionally substituted arylthio, or alkyl optionally substituted by a substituent selected from the group consisting of alkoxy carbonyl, acyloxy, aryl, aryloxy, aryloxy carbonyl, aralkyloxy, aralkyloxy carbonyl, alkylthio, arylthio, acyl, lower alkoxy, carboxy, halogen atom and amino optionally substituted by lower alkyl or acyl;

(12) The carboxylic acid compound of (1) above, wherein, in the formula (I-a), at least one of R, A, X, M, R^1 , R^2 , R^3 and R^4 satisfies the following definitions:

R is a piperazinyl optionally substituted by lower alkyl, a piperidyl optionally substituted by lower alkyl, an amino or a lower alkoxy substituted by amino

10

wherein amino is optionally substituted by lower alkyl; A is a linear alkylene;

X is an oxygen atom, a sulfur atom, $-\text{NH}-$ or $-\text{CH}_2-$;

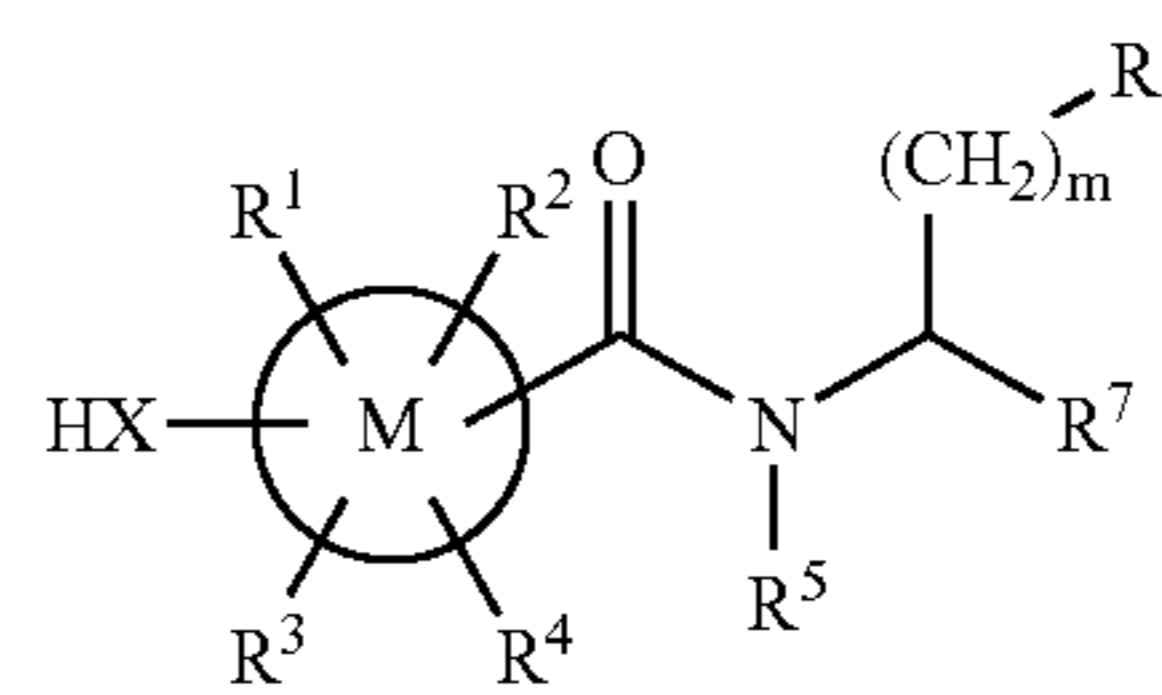
M is an arylene; and

R^1 , R^2 , R^3 and R^4 are the same or different and each is a hydrogen atom, a hydroxy, a halogen atom, or $-\text{O}-\text{CO}-\text{R}^{11m}$

wherein R^{11m} is lower alkyl optionally substituted by a substituent selected from the group consisting of amino, acyloxy and benzyloxycarbonyl, or phenyl optionally substituted by lower alkyl.

(13) An amide compound of the formula (I-b)

(I-b)



X is an oxygen atom, a sulfur atom, a cycloalkylene, a divalent aromatic heterocyclic group having one or more hetero atom(s) selected from the group consisting of a nitrogen atom, sulfur atom and oxygen atom, $-\text{SO}-$, $-\text{SO}_2-$, $-\text{C}=\text{C}-$, $-\text{C}\equiv\text{C}-$, $-\text{CO}-$, $-\text{COO}-$, $-\text{OOC}-$, $-\text{CS}-$, $-\text{COS}-$, $-\text{O}-\text{CO}-\text{O}-$, $-\text{NH}-\text{CO}-\text{NH}-$, $-\text{NH}-\text{CS}-\text{NH}-$, $-\text{NH}-\text{C}(=\text{NH})-\text{NH}-$, $-\text{NR}^8-$, $-\text{NR}^8\text{CO}-$, $-\text{CONR}^8-$, $-\text{NR}^8\text{SO}_2-$, $-\text{SO}_2\text{NR}^8-$, $-\text{NR}^8-\text{COO}-$, $-\text{OOC}-\text{NR}^8-$ or $-\text{CR}^9\text{R}^{10}-$

wherein R^8 is hydrogen atom, alkyl, cycloalkyl, aryl, aralkyl or amino-protecting group, and R^9 and R^{10} are the same or different and each is hydrogen atom, alkyl, cycloalkyl, aryl or aralkyl;

M is an arylene, a cycloalkylene, or a divalent heterocyclic group which has one or more hetero atom(s) selected from the group consisting of a nitrogen atom, sulfur atom and oxygen atom, and which optionally forms a fused ring;

R^1 , R^2 , R^3 and R^4 are the same or different and each is a hydrogen atom, a hydroxy, a halogen atom, an alkoxy, a mercapto, an alkylthio, a nitro, a cyano, a carboxy, an alkoxy carbonyl, an aryloxy carbonyl, an acyl, an alkyl optionally substituted by a substituent selected from the group consisting of hydroxy, lower alkoxy and halogen atom, an amino optionally substituted by a substituent selected from the group consisting of alkyl, aryl, aralkyl and amino-protecting group, or $-\text{O}-\text{R}^{11}$

wherein R^{11} is optionally substituted alkoxy, optionally substituted aryl, optionally substituted cycloalkyl, optionally substituted aryloxy, optionally substituted aralkyloxy, optionally substituted alkylthio, optionally substituted arylthio, or alkyl optionally substituted by a substituent selected from the group consisting of alkoxy carbonyl, acyloxy, aryl, aryloxy, aryloxy carbonyl, aralkyloxy, aralkyloxy carbonyl, alkylthio, arylthio, acyl, lower alkoxy, carboxy, halogen atom and amino optionally substituted by lower alkyl or acyl;

R^5 is a hydrogen atom, an alkyl optionally substituted by halogen atom, optionally substituted aralkyl, or an amino-protecting group;

m is 0 or an integer of 1-6;

R^6 is an optionally substituted aryl, an optionally substituted cycloalkyl, an optionally substituted lower alkyl, an

11

optionally substituted lower alkoxy, an optionally substituted lower alkylthio, an amino optionally substituted by a substituent selected from the group consisting of lower alkyl, aryl, aralkyl and amino-protecting group, or an optionally substituted heterocyclic group having one or more hetero atom(s) selected from the group consisting of a nitrogen atom, sulfur atom and oxygen atom; and R^7 is a hydrogen atom, an optionally substituted alkyl, an optionally substituted aryl, an optionally substituted aromatic heterocyclic group having one or more hetero atom(s) selected from the group consisting of a nitrogen atom, sulfur atom and oxygen atom, or $-\text{CO}(\text{Y})\text{R}^{12}$ wherein Y is oxygen atom, sulfur atom, $-\text{NR}^{13}-$ or $-\text{NR}^{13}-\text{SO}_2-$

wherein

R^{13} is hydrogen atom, alkyl, aralkyl, hydroxy, alkoxy, aryl or amino-protecting group,

p is 0 or 1, and R^{12} is hydrogen atom, optionally substituted alkenyl, optionally substituted alkynyl, optionally substituted cycloalkyl, optionally substituted aryl, optionally substituted aralkyl, adamantyl, cycloalkylideneamino, alkyl optionally substituted by a substituent selected from the group consisting of hydroxy, alkoxy, alkoxyalkoxy, alkoxy carbonyl, acyloxy, carboxy, heterocyclic group having one or more hetero atom(s) selected from the group consisting of a nitrogen atom, sulfur atom and oxygen atom, and amino optionally substituted by a substituent selected from the group consisting of alkyl, aryl, aralkyl and amino-protecting group, or optionally substituted heterocyclic group having one or more hetero atom(s) selected from the group consisting of a nitrogen atom, sulfur atom and oxygen atom.

(14) The amide compound of (13) above, wherein, in the formula (I-b), at least one symbol selected from the group consisting of X, M, R^1 , R^2 , R^3 , R^4 , R^5 , m, R^6 and R^7 satisfies the following definitions:

X is an oxygen atom, a sulfur atom or $-\text{NH}-$;

M is an arylene;

R^1 , R^2 , R^3 and R^4 are the same or different and each is a hydrogen atom, a hydroxy, a halogen atom, or $-\text{O}-\text{CO}-\text{R}^{11m}$

wherein R^{11m} is lower alkyl optionally substituted by a substituent selected from the group consisting of amino, acyloxy and benzyloxycarbonyl, or a phenyl optionally substituted by lower alkyl;

R^5 is a hydrogen atom;

m is 1;

R^6 is a phenyl; and

R^7 is $-\text{COO}-\text{R}^{12m}$

wherein R^{12m} is hydrogen atom, aralkyl, adamantyl, cyclohexyl-ideneamino, piperidyl optionally substituted by lower alkyl, cyclohexyl optionally substituted by lower alkyl, or alkyl optionally substituted by a substituent selected from the group consisting of hydroxy, lower alkoxy, lower alkoxy lower alkoxy, lower alkoxy carbonyl, acyloxy, piperazinyl, and amino optionally substituted by lower alkyl.

(15) A pharmaceutical composition comprising a pharmaceutically acceptable carrier, and the amide compound of any one of (1) to (10) above or a pharmaceutically acceptable acid addition salt thereof.

(16) An inflammatory cytokine production suppressor comprising the amide compound of any one of (1) to (10) above or a pharmaceutically acceptable acid addition salt thereof as an active ingredient.

(17) An agent for the treatment or prophylaxis of an inflammatory diseases, comprising the amide compound of any

12

one of (1) to (10) above or a pharmaceutically acceptable acid addition salt thereof as an active ingredient.

In the present specification, each substituent means as follows.

“Alkoxy” is linear or branched alkoxy having 1 to 6 carbon atoms, which is exemplified by methoxy, ethoxy, propoxy, isopropoxy, butoxy, isobutoxy, sec-butoxy, tert-butoxy, pentyloxy, isopentyloxy, neopentyloxy, tert-pentyloxy, hexyloxy, isohexyloxy and neohexyloxy, with preference given to linear or branched alkoxy having 1 to 4 carbon atoms, such as methoxy, ethoxy, propoxy, isopropoxy, butoxy, isobutoxy, sec-butoxy and tert-butoxy.

“Lower alkoxy” is linear or branched alkoxy having 1 to 4 carbon atoms, which is exemplified by methoxy, ethoxy, propoxy, isopropoxy, butoxy, isobutoxy, sec-butoxy and tert-butoxy, with preference given to methoxy and ethoxy.

“Alkylthio” is linear or branched alkylthio having 1 to 6 carbon atoms, which is exemplified by methylthio, ethylthio, propylthio, isopropylthio, butylthio, isobutylthio, sec-butylthio, tert-butylthio, pentylthio, isopentylthio, neopentylthio, tert-pentylthio, hexylthio, isohexylthio and neohexylthio.

“Lower alkylthio” is linear or branched alkylthio having 1 to 4 carbon atoms, which is exemplified by methylthio, ethylthio, propylthio, isopropylthio, butylthio, isobutylthio, sec-butylthio and tert-butylthio.

“Alkylamino” is linear or branched, monoalkylamino or dialkylamino which has 1 to 6 carbon atoms, which is exemplified by methylamino, dimethylamino, ethylamino, diethylamino, methylethylamino, propylamino, isopropylamino, butylamino, isobutylamino, sec-butylamino, tert-butylamino, pentylamino, isopentylamino, neopentylamino, tert-pentylamino, hexylamino, isohexylamino and neohexylamino, with preference given to linear alkylamino, such as methylamino, dimethylamino, ethylamino, diethylamino, propylamino, butylamino, pentylamino and hexylamino. Particularly preferred is linear alkylamino having 1 to 4 carbon atoms, which is exemplified by methylamino, dimethylamino, ethylamino, diethylamino, propylamino and butylamino.

“Non-aromatic heterocyclic group containing nitrogen” is 3- to 7-membered non-aromatic heterocyclic group which has at least one nitrogen atom and optionally a sulfur atom or oxygen atom, and which is optionally fused with benzene ring. Specific examples thereof include aziridinyl, thiazetidiny, azetidiny, pyrrolidinyl, pyrrolinyl, imidazolidinyl, imidazoliny, pyrazolidinyl, pyrazolinyl, morpholinyl, morpholino, oxazinyl, thiazinyl, piperazinyl, piperidyl, piperidino, dioxazepinyl, thiazepinyl, diazepinyl, perhydrodiazepinyl, azepinyl, perhydroazepinyl, indolinyl and isoindolinyl. Preferred are aziridinyl, azetidiny, pyrrolidinyl, pyrazolidinyl, morpholinyl, morpholino, piperazinyl, piperidyl, piperidino and perhydroazepinyl, and particularly preferred are pyrrolidinyl, morpholino, piperazinyl, piperidyl and piperidino.

“Alkyl” is linear or branched alkyl having 1 to 6 carbon atoms, which is exemplified by methyl, ethyl, propyl, isopropyl, butyl, isobutyl, sec-butyl, tert-butyl, pentyl, isopentyl, neopentyl, tert-pentyl, hexyl, isohexyl and neohexyl.

“Lower alkyl” is linear or branched alkyl having 1 to 4 carbon atoms, which is exemplified by methyl, ethyl, propyl, isopropyl, butyl, isobutyl, sec-butyl and tert-butyl.

“Halogen atom” is specifically a fluorine atom, chlorine atom, bromine atom or iodine atom.

“Halogenated lower alkyl” is that wherein the abovementioned lower alkyl is substituted by a halogen atom, and is

exemplified by fluoromethyl, chloromethyl, bromomethyl, difluoromethyl, dichloromethyl, trifluoromethyl, trichloromethyl, difluoroethyl, dichloroethyl, pentatrimfluoroethyl, trichloroethyl and fluoropropyl, with preference given to fluoromethyl, chloromethyl, difluoromethyl, dichloromethyl and trifluoromethyl.

“Cycloalkyl” is that having 3 to 7 carbon atoms, which is exemplified by cyclopropyl, cyclobutyl, cyclopentyl, cyclohexyl and cycloheptyl, with preference given to cycloalkyl having 5 or 6 carbon atoms, such as cyclopentyl and cyclohexyl.

“Aralkyl” is that wherein alkyl is substituted by aryl and is exemplified by benzyl, benzhydryl, trityl, phenethyl, 3-phenylpropyl, 2-phenylpropyl, 4-phenylbutyl and naphthylmethyl, with preference given to benzyl and phenethyl.

“Aralkyloxy” is that having the above-mentioned aralkyl, which is exemplified by benzyloxy, benzhydryloxy, trityloxy, phenethyloxy, 3-phenylpropyloxy, 2-phenylpropyloxy, 4-phenylbutyloxy and naphthylmethoxy, with preference given to benzyloxy and phenethyloxy.

“Aralkyloxycarbonyl” is that having the above-mentioned aralkyl, which is exemplified by benzyloxycarbonyl, benzhydryloxycarbonyl, trityloxycarbonyl, phenethyloxycarbonyl, 3-phenylpropyloxycarbonyl, 2-phenylpropyloxycarbonyl, 4-phenylbutyloxycarbonyl and naphthylmethoxy-carbonyl, with preference given to benzyloxycarbonyl and phenethyloxy-carbonyl.

“Aryl” is phenyl, naphthyl, anthryl, phenanthryl or biphenyl, with preference given to phenyl and naphthyl. “Aryloxy” is that having the above-mentioned aryl, which is exemplified by phenoxy and naphthyloxy.

“Aryloxycarbonyl” is that having the above-mentioned aryl, which is exemplified by phenoxy-carbonyl and naphthyloxycarbonyl.

“Arylthio” is that having the above-mentioned aryl, which is exemplified by phenylthio and naphthylthio.

“Amino-protecting group” is a protecting group conventionally used, which is subject to no particular limitation as long as it protects amino from various reactions. Specific examples include acyl such as formyl, acetyl, propionyl, butyryl, oxalyl, succinyl, pivaloyl, 2-chloroacetyl, 2-bromoacetyl, 2-iodoacetyl, 2,2-dichloroacetyl, 2,2,2-trichloroacetyl, 2,2,2-trifluoroacetyl, phenylacetyl, phenoxyacetyl, benzoyl, 4-chlorobenzoyl, 4-methoxybenzoyl, 4-nitrobenzoyl, naphthyl-carbonyl, adamantylcarbonyl and phthaloyl; alkoxy-carbonyl such as methoxycarbonyl, ethoxycarbonyl, propoxycarbonyl, isopropoxycarbonyl, tert-butoxycarbonyl, pentyloxycarbonyl, isopentyloxycarbonyl, cyclohexyloxycarbonyl, 2-chloroethoxycarbonyl, 2-iodoethoxycarbonyl, 2,2,2-trichloroethoxycarbonyl, 2,2,2-trichloro-tert-butoxycarbonyl, benzhydryloxycarbonyl, bis-(4-methoxyphenyl)methoxycarbonyl, phenacyloxycarbonyl, 2-trimethylsilylethoxycarbonyl, 2-triphenylsilylethoxycarbonyl and fluorenyl-9-methoxycarbonyl; alkenyloxycarbonyl such as vinyloxycarbonyl, 2-propenyloxycarbonyl, 2-chloro-2-propenyloxycarbonyl, 3-methoxycarbonyl-2-propenyloxycarbonyl, 2-methyl-2-propenyloxycarbonyl, 2-butenyloxycarbonyl and cinnamyloxycarbonyl; aralkyloxycarbonyl such as benzyloxycarbonyl, 4-bromobenzyloxycarbonyl, 2-chlorobenzyloxycarbonyl, 3-chlorobenzyloxycarbonyl, 3,5-dimethoxybenzyloxycarbonyl, 4-methoxybenzyloxycarbonyl, 2-nitrobenzyloxycarbonyl,

4-nitrobenzyloxycarbonyl, 2-nitro-4,5-dimethoxybenzyloxycarbonyl, 3,4,5-trimethoxybenzyloxycarbonyl and phenethyloxycarbonyl; lower alkylsilyl such as trimethyl-silyl and tert-butyl-dimethylsilyl; alkylenebis (dialkylsilyl) such as ethylenebis(dimethylsilyl), propylenebis(dimethylsilyl) and ethylene-bis(diethylsilyl); alkylthiocarbonyl such as methylthiocarbonyl, ethylthiocarbonyl, butylthiocarbonyl and tert-butylthiocarbonyl; aralkylthiocarbonyl such as benzylthiocarbonyl; phosphoryl such as dicyclohexylphosphoryl, diphenylphosphoryl, dibenzylphosphoryl, di-(4-nitrobenzyl)phosphoryl and phenoxyphenylphosphoryl; and phosphinyl such as diethylphosphinyl, diphenylphosphinyl.

“Linear or branched alkylene optionally having one or more double bond(s) or triple bond(s) in the chain” is linear or branched alkylene having 1 to 10 carbon atoms, which may have one or more double bonds or triple bonds in the chain, and is exemplified by methylene, ethylene, trimethylene, tetramethylene, pentamethylene, hexamethylene, heptamethylene, octamethylene, nonamethylene, decamethylene, dimethylmethylene, diethylmethylene, propylene, methylethylene, ethylethylene, propylethylene, isopropylethylene, methylpentaethylene, ethylhexamethylene, dimethylethylene, methyltriethylene, dimethyltrimethylene, vinylene, propenylene, butenylene, butadienylene, pentenylene, pentadienylene, hexenylene, hexadienylene, hexatrienylene, heptenylene, heptadienylene, heptatrienylene, octenylene, octadienylene, octatrienylene, octatetraenylene, propynylene, butynylene, pentynylene and methylpropynylene, with preference given to linear alkylene, such as methylene, ethylene, trimethylene, tetramethylene, pentamethylene, hexamethylene, heptamethylene, octamethylene, nonamethylene, decamethylene, vinylene, propenylene, butenylene, butadienylene, pentenylene, pentadienylene, hexenylene, hexadienylene, hexatrienylene, heptenylene, heptadienylene, heptatrienylene, octenylene, octadienylene, octatrienylene, octatetraenylene, propynylene, butynylene and pentynylene. Particularly preferred is linear alkylene having 1 to 8 carbon atoms, such as methylene, ethylene, trimethylene, tetramethylene, pentamethylene, hexamethylene, heptamethylene and octamethylene.

“Divalent aromatic heterocyclic group having one or more hetero atom(s) selected from the group consisting of a nitrogen atom, sulfur atom and oxygen atom” is 5- or 6-membered divalent aromatic heterocyclic group having one or more hetero atom(s) selected from the group consisting of a nitrogen atom, sulfur atom and oxygen atom, which is exemplified by divalent groups of tetrazole ring, oxadiazole ring, thiadiazole ring, triazole ring, oxazole ring, isoxazole ring, thiazole ring, isothiazole ring, imidazole ring, pyrazole ring, pyrrole ring, furan ring, thiophene ring, tetrazine ring, triazine ring, pyrazine ring, pyridazine ring, pyrimidine ring and pyridine ring. Preferred is 5-membered divalent aromatic heterocyclic group, which is exemplified by divalent groups of tetrazole ring, oxadiazole ring, thiadiazole ring, triazole ring, oxazole ring, isoxazole ring, thiazole ring, isothiazole ring, imidazole ring, pyrazole ring, pyrrole ring, furan ring and thiophene ring. Particularly preferred are divalent groups of oxadiazole ring, thiadiazole ring and triazole ring.

“Cycloalkylene” is that having 3 to 7 carbon atoms, namely, divalent cycloalkyl, which is specifically exemplified by cyclopropylene, cyclobutylene, cyclopentylene, cyclohexylene and cycloheptylene. Preferred is cycloalky-

lene having 5 or 6 carbon atoms, which is exemplified by cyclopentylene and cyclohexylene.

"Arylene" is exemplified by phenylene, naphthylene, anthrylene, phenanthrylene and biphenylene, with preference given to phenylene, naphthylene and biphenylene.

"Divalent heterocyclic group which has one or more hetero atom(s) selected from the group consisting of a nitrogen atom, sulfur atom and oxygen atom, and which optionally forms a fused ring" is specifically exemplified by divalent heterocyclic groups of dioxolane ring, dithiol ring, pyrrolidine ring, morpholine ring, oxazine ring, piperazine ring, piperidine ring, pyrrolone ring, imidazolidine ring, imidazoline ring, pyrazolidine ring, pyrazoline ring, thiazotriazole ring, tetrazole ring, oxadiazole ring, thiadiazole ring, triazole ring, isoxazole ring, oxazole ring, thiazole ring, imidazole ring, pyrazole ring, pyrrole ring, furan ring, thiophene ring, tetrazine ring, triazine ring, pyrazine ring, pyridazine ring, pyrimidine ring, pyridine ring, furoisoxazole ring, imidazothiazole ring, thienoisothiazole ring, thienothiazole ring, imidazopyrazole ring, cyclopentapyrazole ring, pyrrolopyrrole ring, thienothiophene ring, thiazolopyrimidine ring, thiazolopyrimidine ring, thiazolopyrimidine ring, thiazolopyridine ring, oxazolopyrimidine ring, oxazolopyridine ring, benzoxazole ring, benzisothiazole ring, benzothiazole ring, imidazopyrazine ring, purine ring, pyrazolopyrimidine ring, imidazopyridine ring, benzimidazole ring, indazole ring, benzoxathiole ring, benzodioxole ring, benzodithiol ring, indolizine ring, indoline ring, isoindoline ring, furopyrimidine ring, furopyridine ring, benzofuran ring, isobenzofuran ring, thienopyrimidine ring, thienopyridine ring, benzothiophene ring, cyclopentaoxazine ring, cyclopentafuran ring, benzoxazine ring, benzothiazine ring, quinazoline ring, naphthyridine ring, quinoline ring, isoquinoline ring, benzopyran ring, pyridopyridazine ring and pyridopyrimidine ring. Preferred are divalent heterocyclic groups of piperazine ring, piperidine ring, pyridine ring, benzoxazole ring, benzisothiazole ring, benzothiazole ring and benzimidazole ring.

"Alkoxy carbonyl" is linear or branched alkoxy carbonyl having 2 to 7 carbon atoms, which is exemplified by methoxycarbonyl, ethoxycarbonyl, propoxycarbonyl, isopropoxycarbonyl, butoxycarbonyl, isobutoxycarbonyl, sec-butoxycarbonyl, tert-butoxycarbonyl, pentyloxycarbonyl, isopentyloxycarbonyl, neopentyloxycarbonyl, tert-pentyloxycarbonyl, hexyloxycarbonyl, isohexyloxycarbonyl and neohexyloxycarbonyl, with preference given to linear or branched alkoxy carbonyl having 2 to 5 carbon atoms, such as methoxycarbonyl, ethoxycarbonyl, propoxycarbonyl, isopropoxycarbonyl, butoxycarbonyl, isobutoxycarbonyl, sec-butoxycarbonyl and tert-butoxycarbonyl.

"Lower alkoxy carbonyl" is linear or branched alkoxy carbonyl having 2 to 5 carbon atoms, which is exemplified by methoxycarbonyl, ethoxycarbonyl, propoxycarbonyl, isopropoxycarbonyl, butoxycarbonyl, isobutoxycarbonyl, sec-butoxycarbonyl and tert-butoxycarbonyl, with preference given to methoxycarbonyl and ethoxycarbonyl.

"Acyl" specifically means, for example, formyl, acetyl, propionyl, butyryl, isobutyryl, valeryl, isovaleryl, pivaloyl, caproyl, isocaproyl, acryloyl, propioloyl, methacryloyl, crotonoyl, isocrotonoyl, benzoyl, naphthoyl, toluoyl, hydroatropoyl, atropoyl, cinnamoyl, furoyl, glyceroyl, tropoyl, benziloyl, salicyloyl, anisoyl, vanilloyl, veratroyl, piperonyloyl, protocatechuoyl or galloyl, with preference given to formyl, acetyl, propionyl, butyryl, isobutyryl, valeryl, isovaleryl, pivaloyl, benzoyl and naphthoyl.

"Acyloxy" is that having the above-mentioned acyl, which is exemplified by formyloxy, acetyloxy,

propionyloxy, butyryloxy, isobutyryloxy, valeryloxy, isovaleryloxy, pivaloyloxy, caproyloxy, isocaproyloxy, acryloyloxy, propioloyloxy, methacryloyloxy, crotonoyloxy, isocrotonoyloxy, benzoyloxy, naphthoyloxy, toluoyloxy, hydroatropoyloxy, atropoyloxy, ainnamoyloxy, furoyloxy, glyceroyloxy, tropoyloxy, benziloyloxy, salicyloyloxy, anisoyloxy, vanilloxyloxy, veratroyloxy, piperonyloxy, protocatechuoyloxy and galloyloxy, with preference given to formyloxy, acetyloxy, propionyloxy, butyryloxy, isobutyryloxy, valeryloxy, isovaleryloxy, pivaloyloxy, benzoyloxy and naphthoyloxy.

"Heterocyclic group having one or more hetero atom(s) selected from the group consisting of a nitrogen atom, sulfur atom and oxygen atom" at R⁶ is 3- to 7-membered heterocyclic group having one or more hetero atom(s) selected from the group consisting of a nitrogen atom, sulfur atom and oxygen atom, which is exemplified by aziridinyl, oxiranyl, azetyl, azetidiny, oxetanyl, thiatriazolyl, tetrazolyl, dithiazolyl, oxadiazolyl, thiadiazolyl, triazolyl, oxazolyl, isooxazolyl, thiazolyl, isothiazolyl, imidazolyl, pyrazolyl, dioxolanyl, pyrrolyl, pyrrolidinyl, furanyl, thienyl, tetrazinyl, dithiadiazinyl, thiadiazinyl, triazinyl, morpholinyl, morpholino, oxazinyl, thiazinyl, piperazinyl, pyrazinyl, pyridazinyl, pyrimidinyl, piperidyl, piperidino, pyridyl, pyranyl, thiopyranyl, dioxazepinyl, diazepinyl and azepinyl. Preferred is 5- or 6-membered heterocyclic group, which is exemplified by thiatriazolyl, tetrazolyl, dithiazolyl, oxadiazolyl, thiadiazolyl, triazolyl, oxazolyl, isooxazolyl, thiazolyl, isothiazolyl, imidazolyl, pyrazolyl, dioxolanyl, pyrrolyl, pyrrolidinyl, furanyl, thienyl, tetrazinyl, dithiadiazinyl, thiadiazinyl, triazinyl, morpholinyl, morpholino, oxazinyl, thiazinyl, piperazinyl, pyrazinyl, pyridazinyl, pyrimidinyl, piperidyl, piperidino, pyridyl, pyranyl and thiopyranyl. Particularly preferred are pyrrolyl, furanyl, thienyl, piperazinyl, piperidyl, piperidino and pyridyl.

"Aromatic heterocyclic group having one or more hetero atom(s) selected from the group consisting of a nitrogen atom, sulfur atom and oxygen" is 5- or 6-membered aromatic heterocyclic group having one or more hetero atom(s) selected from the group consisting of a nitrogen atom, sulfur atom and oxygen atom, which is exemplified by tetrazolyl, oxadiazolyl, thiadiazolyl, triazolyl, oxazolyl, isooxazolyl, thiazolyl, isothiazolyl, imidazolyl, pyrazolyl, pyrrolyl, furanyl, thienyl, tetrazinyl, triazinyl, pyrazinyl, pyridazinyl, pyrimidinyl and pyridyl. Preferred is 5-membered aromatic heterocyclic group, which is exemplified by tetrazolyl, oxadiazolyl, thiadiazolyl, triazolyl, oxazolyl, isooxazolyl, thiazolyl, isothiazolyl, imidazolyl, pyrazolyl, pyrrolyl, furanyl and thienyl. Particularly preferred are oxadiazolyl, thiadiazolyl and triazolyl.

"Alkoxyalkoxy" is that wherein linear or branched alkoxy having 1 to 6 carbon atoms has been substituted by linear or branched alkoxy having 1 to 6 carbon atoms, and is exemplified by methoxymethoxy, ethoxymethoxy, propoxymethyl, isopropoxymethoxy, butoxymethoxy, isobutoxymethoxy, sec-butoxymethoxy, tert-butoxymethoxy, pentyloxymethoxy, isopentyloxymethoxy, neopentyloxymethoxy, tert-pentyloxymethoxy, hexyloxymethoxy, isohexyloxymethoxy, neohexyloxymethoxy, tert-hexyl-oxymmthoxy, methoxyethoxy, ethoxyethoxy, propoxyethoxy, isopropoxyethoxy, butoxyethoxy, isobutoxyethoxy, sec-butoxyethoxy, tert-butoxy-ethoxy, pentyloxyethoxy, isopentyloxyethoxy, neopentyloxyethoxy, tert-pentyloxyethoxy, hexyloxyethoxy, isohexyloxyethoxy, neohexyloxyethoxy, tert-hexyloxyethoxy, methoxypropoxy,

ethoxypropoxy, propoxypropoxy, isopropoxypropoxy, butoxypropoxy, isobutoxypropoxy, sec-butoxypropoxy, tert-butoxypropoxy, pentyloxypropoxy, isopentyloxypropoxy, neopentyloxypropoxy, tert-pentyloxypropoxy, hexyloxypropoxy, isohexyloxypropoxy, 5 neohexyloxypropoxy, tert-hexyloxypropoxy, methoxybutoxy, ethoxybutoxy, propoxybutoxy, isopropoxybutoxy, butoxybutoxy, isobutoxybutoxy, sec-butoxybutoxy, tert-butoxybutoxy, pentyloxybutoxy, isopentyloxybutoxy, neopentyloxybutoxy, tert-pentyloxybutoxy, hexyloxybutoxy, isohexyloxy-butoxy, 10 neohexyloxybutoxy, tert-hexyloxybutoxy, methoxypentyloxy, ethoxypentyloxy, propoxypentyloxy, isopropoxypentyloxy, butoxypentyloxy, isobutoxypentyloxy, sec-butoxypentyloxy, tert-butoxypentyloxy, pentyloxypentyloxy, isopentyloxypentyloxy, neopentyloxypentyloxy, tert-pentyloxypentyloxy, hexyloxypentyloxy, isohexyloxypentyloxy, neo-hexyloxypentyloxy, tert-hexyloxypentyloxy, methoxyhexyloxy, ethoxy-hexyloxy, 20 propoxyhexyloxy, isopropoxyhexyloxy, butoxyhexyloxy, iso-butoxyhexyloxy, sec-butoxyhexyloxy, tert-butoxyhexyloxy, pentyloxy-hexyloxy, isopentyloxyhexyloxy, neopentyloxyhexyloxy, tert-pentyloxy-hexyloxy, hexyloxyhexyloxy, 25 isohexyloxyhexyloxy, neohexyloxyhexyloxy and tert-hexyloxyhexyloxy. Preferred is that wherein linear or branched alkoxy having 1 to 4 carbon atoms has been substituted by linear or branched alkoxy having 1 to 4 carbon atoms, and is exemplified by methoxymethoxy, 30 ethoxymethoxy, propoxymethoxy, isopropoxymethoxy, butoxymethoxy, isobutoxymethoxy, sec-butoxymethoxy, tert-butoxymethoxy, methoxyethoxy, ethoxyethoxy, propoxyethoxy, isopropoxyethoxy, butoxy-ethoxy, isobutoxyethoxy, sec-butoxyethoxy, tert-butoxyethoxy, 35 methoxy-propoxy, ethoxypropoxy, propoxypropoxy, isopropoxypropoxy, butoxy-propoxy, isobutoxypropoxy, sec-butoxypropoxy, tert-butoxypropoxy, methoxybutoxy, ethoxybutoxy, propoxybutoxy, isopropoxybutoxy, butoxybutoxy, isobutoxybutoxy, sec-butoxybutoxy and tert-butoxybutoxy.

“Lower alkoxy lower alkoxy” is that wherein linear or branched alkoxy having 1 to 4 carbon atoms has been substituted by linear or branched alkoxy having 1 to 4 carbon atoms, and is exemplified by methoxymethoxy, 45 ethoxymethoxy, propoxymethoxy, isopropoxymethoxy, butoxymethoxy, isobutoxymethoxy, sec-butoxymethoxy, tert-butoxymethoxy, methoxyethoxy, ethoxyethoxy, propoxyethoxy, isopropoxyethoxy, butoxyethoxy, isobutoxyethoxy, sec-butoxyethoxy, tert-butoxyethoxy, 50 methoxypropoxy, ethoxypropoxy, propoxypropoxy, isopropoxypropoxy, butoxypropoxy, isobutoxypropoxy, sec-butoxypropoxy, tert-butoxypropoxy, methoxybutoxy, ethoxybutoxy, propoxybutoxy, isopropoxybutoxy, butoxybutoxy, isobutoxybutoxy, sec-butoxybutoxy and tert-butoxybutoxy, with preference given to methoxymethoxy, ethoxymethoxy, methoxyethoxy and ethoxyethoxy.

“Heterocyclic group having one or more hetero atom(s) selected from the group consisting of a nitrogen atom, sulfur atom and oxygen” at R¹² means 3- to 7-membered 60 heterocyclic group having one or more hetero atom(s) selected from the group consisting of a nitrogen atom, sulfur atom and oxygen, and is exemplified by aziridinyl, oxiranyl, azetyl, azetidiny, oxetanyl, thiatriazolyl, tetrazolyl, dithiazolyl, oxadiazolyl, thiadiazolyl, triazolyl, oxazolyl, isooxazolyl, thiazolyl, isothiazolyl, imidazolyl, pyrazolyl, dioxolanyl, pyrrolyl, pyrrolidinyl, furanyl, thienyl,

tetrazinyl, dithiadiazinyl, thiadiazinyl, triazinyl, morpholinyl, morpholino, oxazinyl, thiazinyl, piperazinyl, pyrazinyl, pyridazinyl, pyrimidinyl, piperidyl, piperidino, pyridyl, pyranyl, thiopyranyl, dioxazepinyl, diazepinyl and azepinyl. Preferred is 5- or 6-membered heterocyclic group, such as thiatriazolyl, tetrazolyl, dithiazolyl, oxadiazolyl, thiadiazolyl, triazolyl, oxazolyl, isooxazolyl, thiazolyl, isothiazolyl, imidazolyl, pyrazolyl, dioxolanyl, pyrrolyl, pyrrolidinyl, furanyl, thienyl, tetrazinyl, dithiadiazinyl, 10 thiadiazinyl, triazinyl, morpholinyl, morpholino, oxazinyl, thiazinyl, piperazinyl, pyrazinyl, pyridazinyl, pyrimidinyl, piperidyl, piperidino, pyridyl, pyranyl and thiopyranyl. Particularly preferred are pyrrolyl, piperazinyl, piperidyl, piperidino and pyridyl.

“Alkenyl” is linear or branched alkenyl having 2 to 6 carbon atoms, which is exemplified by allyl, vinyl, propenyl, isopropenyl, 1-methyl-2-propenyl, 2-methyl-2-propenyl, 1-methyl-1-butenyl, crotyl, 1-methyl-3-butenyl, 3-methyl-2-butenyl, 1-pentenyl, 1-methyl-2-pentenyl, 4-pentenyl, 20 1-hexenyl, 3-hexenyl and 4-hexenyl.

“Alkynyl” is linear or branched alkynyl having 2 to 6 carbon atoms, which is exemplified by propargyl, 2-butylnyl, 1-methyl-2-butylnyl, 2-pentylnyl, 1-methyl-3-pentylnyl, 1-methyl-4-pentylnyl, 1-hexynyl and 5-hexynyl.

“Cycloalkylideneamino” specifically means cyclopropylideneamino, cyclobutylideneamino, cyclopentylideneamino, cyclohexylideneamino and cycloheptylideneamino, with preference given to cyclopentylidene and cyclohexylideneamino.

“Alkoxy” of the substituted alkoxy at R is linear or branched alkoxy having 1 to 6 carbon atoms, which is exemplified by methoxy, ethoxy, propoxy, isopropoxy, butoxy, isobutoxy, sec-butoxy, tert-butoxy, pentyloxy, isopentyloxy, neopentyloxy, tert-pentyloxy, hexyloxy, iso-hexyloxy and neohexyloxy, with preference given to linear alkoxy, such as methoxy, ethoxy, propoxy, butoxy, pentyloxy and hexyloxy. Particularly preferred is linear alkoxy having 1 to 4 carbon atoms, which is exemplified by methoxy, ethoxy, propoxy and butoxy.

“Alkylthio” of the substituted alkylthio at R is linear or branched alkylthio having 1 to 6 carbon atoms, which is exemplified by methylthio, ethylthio, propylthio, isopropylthio, butylthio, isobutylthio, sec-butylthio, tert-butylthio, pentylthio, isopentylthio, neopentylthio, tert-pentylthio, hexylthio, isohexylthio and neohexylthio, with preference given to linear alkylthio such as methylthio, ethylthio, propylthio, butylthio, pentylthio and hexylthio. Particularly preferred is linear alkylthio having 1 to 4 carbon atoms, which is exemplified by methylthio, ethylthio, propylthio and butylthio.

“Optionally substituted” of “optionally substituted non-aromatic heterocyclic group containing nitrogen” means that the group may be substituted by 1 to 3 substituent(s) and said substituents may be the same or different. The position of the substituent(s) is optional and is not particularly limited. Specific examples of the substituents include the above-mentioned lower alkyl, the above-mentioned halogenated lower alkyl, the above-mentioned cycloalkyl, the above-mentioned aralkyl, the above-mentioned aryl, and the above-mentioned amino-protecting group. Preferred are lower alkyl and amino-protecting group.

“Optionally substituted” of “optionally substituted linear or branched alkylene which may have one or more double bond(s) or triple bond(s) in the chain” means that the group may be substituted by one or more substituent(s). Examples of the substituents include the above-mentioned halogen atom, hydroxy, amino which may be substituted by a sub-

stituent selected from the group consisting of the above-mentioned lower alkyl, the above-mentioned halogenated lower alkyl, the above-mentioned cycloalkyl, the above-mentioned aralkyl, the above-mentioned aryl and the above-mentioned amino protecting group, the above-mentioned lower alkoxy, the above-mentioned aralkyl and the above-mentioned cycloalkyl.

“Optionally substituted” of “optionally substituted alkoxy” and “optionally substituted alkylthio” at R¹¹ means that the group may be substituted by one or more substituent(s), and said substituents may be the same or different. The position of the substituent(s) is optional and is not particularly limited. Specific examples of the substituents include the above-mentioned halogen atom, the above-mentioned lower alkoxy, the above-mentioned alkylthio, amino which may be substituted by the above-mentioned lower alkyl or the above-mentioned acyl, carboxy, the above-mentioned alkoxy, the above-mentioned acyl, the above-mentioned acyloxy, the above-mentioned aryl, the above-mentioned aryloxy, the above-mentioned arylthio, the above-mentioned aryloxy, the above-mentioned aralkyloxy, and the above-mentioned aralkyloxy-carbonyl. Preferred are amino, lower alkoxy, halogen atom, carboxy, alkoxy, alkoxy-carbonyl and aralkyloxy-carbonyl.

“Optionally substituted” of “optionally substituted aryl” “optionally substituted cycloalkyl”, “optionally substituted aryloxy”, “optionally substituted aralkyloxy” and “optionally substituted arylthio” at R¹¹ means that they have 1 to 3 substituent(s) on the ring wherein said substituents may be the same or different. The position of the substituent(s) is optional and is not particularly limited. Specific examples of the substituents include the above-mentioned lower alkyl, the above-mentioned halogen atom, the above-mentioned lower alkoxy, the above-mentioned alkylthio, amino which may be substituted by the above-mentioned lower alkyl or the above-mentioned acyl, carboxy, the above-mentioned alkoxy, the above-mentioned acyl, the above-mentioned acyloxy, the above-mentioned aryl, the above-mentioned aryloxy, the above-mentioned arylthio, the above-mentioned aryloxy, the above-mentioned aralkyloxy and the above-mentioned aralkyloxy-carbonyl. Preferred are lower alkyl, amino, lower alkoxy, halogen atom, carboxy, alkoxy, alkoxy-carbonyl and aralkyloxy-carbonyl. Particularly preferred is lower alkyl.

“Optionally substituted” of “optionally substituted aralkyl” at R⁵ means that it may have 1 to 3 substituent(s) on aryl wherein said substituents may be the same or different. The position of the substituent(s) is optional and is not particularly limited. Specific examples of the substituents include the above-mentioned lower alkyl, the above-mentioned lower alkoxy, the above-mentioned acyl, amino which may be substituted by the above-mentioned lower alkyl or the above-mentioned acyl, the above-mentioned alkoxy, the above-mentioned aryloxy, the above-mentioned alkylthio, the above-mentioned arylthio, the above-mentioned aryl, and the above-mentioned halogen atom. Preferred are lower alkyl, lower alkoxy and halogen atom. Particularly preferred is lower alkyl. “Optionally substituted” of “optionally substituted lower alkyl”, “optionally substituted lower alkoxy” and “optionally substituted lower alkylthio” at R⁶ means that the group may be substituted by one or more substituent(s) and said substituents may be the same or different. The position of the substituent(s) is optional and is not particularly limited. Specific examples of the substituents include the above-mentioned halogen atom, hydroxy, the above-mentioned alkoxy, the above-mentioned aryloxy, amino

which may be substituted by the above-mentioned lower alkyl or the above-mentioned acyl, mercapto, the above-mentioned alkylthio, the above-mentioned arylthio, carboxy, the above-mentioned alkoxy, the above-mentioned aryloxy, carbamoyl, the above-mentioned halogenated lower alkyl, sulfamoyl, cyano, nitro, alkylsulfonyl such as methylsulfonyl, ethylsulfonyl, isopropylsulfonyl, alkylsulfinyl such as methylsulfinyl, ethylsulfinyl and isopropylsulfinyl, and arylsulfonyl such as phenylsulfonyl. Preferred are halogen atom, hydroxy, alkoxy, amino, carboxy and alkoxy-carbonyl.

“Optionally substituted” of “optionally substituted aryl”, “optionally substituted cycloalkyl” and “optionally substituted heterocyclic group having one or more hetero atom(s) selected from the group consisting of a nitrogen atom, sulfur atom and oxygen atom” at R⁶ means that the group may be substituted by one or more substituent(s) and said substituents may be the same or different. The position of the substituent(s) is optional and is not particularly limited. Specific examples of the substituents include the above-mentioned lower alkyl, the above-mentioned halogen atom, hydroxy, the above-mentioned alkoxy, the above-mentioned aryloxy, amino which may be substituted by the above-mentioned lower alkyl or the above-mentioned acyl, mercapto, the above-mentioned alkylthio, the above-mentioned arylthio, carboxy, the above-mentioned alkoxy, the above-mentioned aryloxy, carbamoyl, the above-mentioned halogenated lower alkyl, sulfamoyl, cyano, nitro, alkylsulfonyl such as methylsulfonyl, ethylsulfonyl and isopropylsulfonyl, alkylsulfinyl such as methylsulfinyl, ethylsulfinyl and isopropylsulfinyl, and arylsulfonyl such as phenylsulfonyl. Preferred are lower alkyl, halogen atom, hydroxy, alkoxy, amino, carboxy and alkoxy-carbonyl.

“Optionally substituted” and “optionally substituted alkyl” at R⁷ means that the group may be substituted by one or more substituent(s) and said substituent(s) may be the same or different. The position of the substituent(s) is optional and is not particularly limited. Specific examples of the substituents include hydroxy, the above-mentioned lower alkoxy, mercapto, the above-mentioned lower alkylthio, carboxy, the above-mentioned lower alkoxy, the above-mentioned lower alkoxy-carbonyl, halogen atom, and amino which may be substituted by the above-mentioned lower alkyl or the above-mentioned acyl. Preferred are hydroxy, halogen atom and lower alkoxy.

“Optionally substituted” of “optionally substituted aryl” and “optionally substituted aromatic heterocyclic group having one or more hetero atom(s) selected from the group consisting of a nitrogen atom, sulfur atom and oxygen atom” at R⁷ means that they may have 1 to 3 substituent(s) on the ring wherein said substituents may be the same or different. The position of the substituent(s) is optional and is not particularly limited. Specific examples of the substituents include the above-mentioned lower alkyl, hydroxy, the above-mentioned lower alkoxy, mercapto, the above-mentioned lower alkylthio, carboxy, the above-mentioned lower alkoxy, the above-mentioned lower alkoxy-carbonyl, halogen atom, and amino which may be substituted by the above-mentioned lower alkyl or the above-mentioned acyl. Preferred are hydroxy, lower alkyl, halogen atom and lower alkoxy.

“Optionally substituted” of “optionally substituted alkenyl” and “optionally substituted alkynyl” at R¹² means that the group may be substituted by one or more substituent(s) and said substituent(s) may be the same or different. The position of the substituent(s) is optional and is not particularly limited. Specific examples of the substituents include

21

hydroxy, the above-mentioned alkoxy, carboxy, the above-mentioned alkoxy-carbonyl, the above-mentioned acyloxy, and amino which may be substituted by the above-mentioned alkyl, the above-mentioned aryl, the above-mentioned aralkyl or the above-mentioned amino-protecting group. Preferred are hydroxy, alkoxy, carboxy, alkoxy-carbonyl and acyloxy.

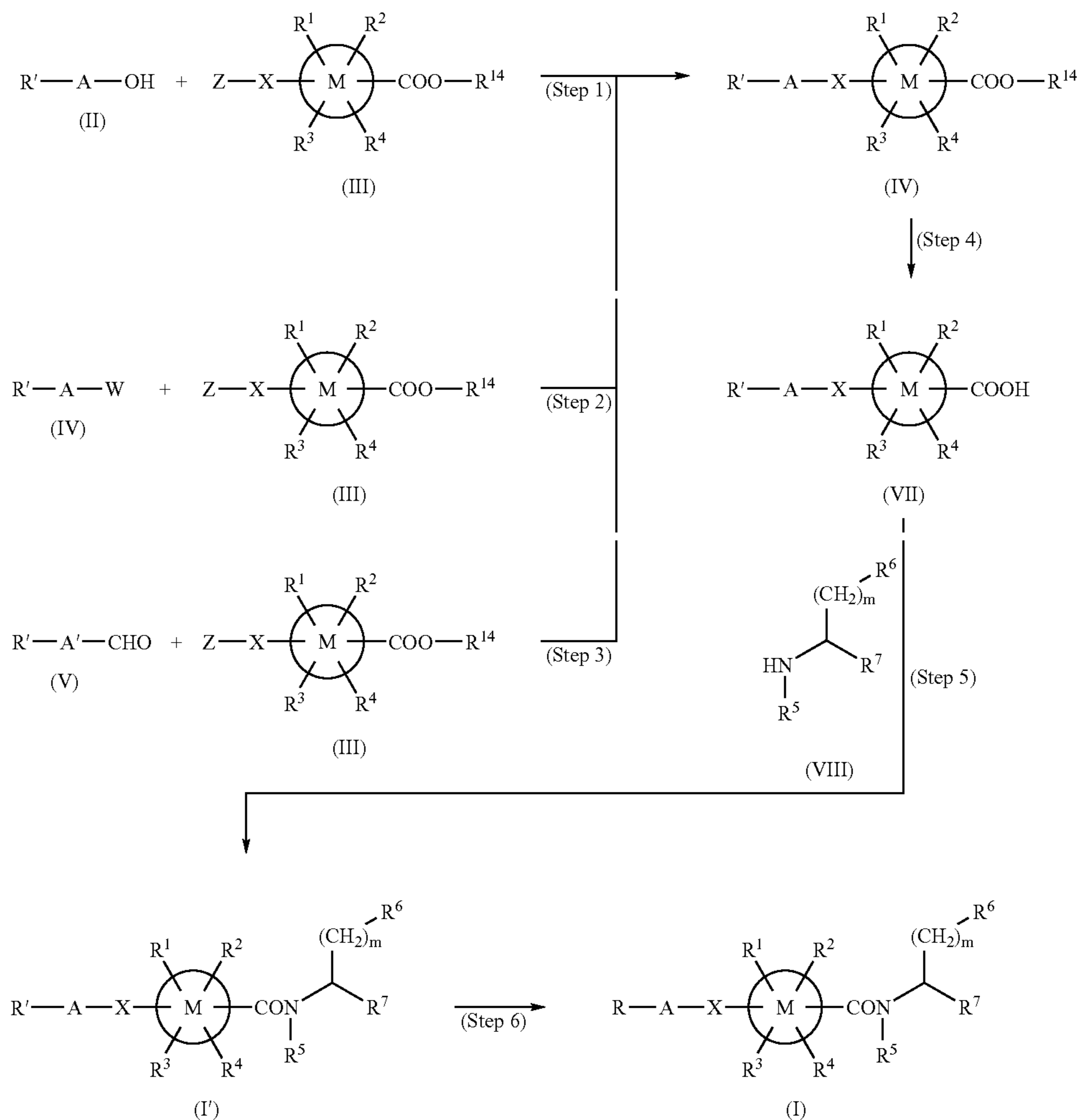
“Optionally substituted” of “optionally substituted cycloalkyl”, “optionally substituted aryl” and “optionally substituted heterocyclic group having one or more hetero atom(s) selected from the group consisting of a nitrogen atom, sulfur atom and oxygen atom” at R¹² means that they may have 1 to 3 substituent(s) on the ring wherein said substituents may be the same or different. The position of the substituent(s) is optional and is not particularly limited. Specific examples of the substituents include hydroxy, the above-mentioned lower alkoxy, mercapto, the above-mentioned lower alkylthio, carboxy, the above-mentioned lower alkoxy-carbonyl, the above-mentioned lower alkyl, amino which may be substituted by the above-mentioned lower alkyl, the above-mentioned halogen atom, carbamoyl, cyano, the above-mentioned acyl, nitro, sulfamoyl, alkoxythiocarbonyl, thioalkanoyl, alkylsulfonyl such as methylsulfonyl and ethylsulfonyl, azomethine which may be substituted by the above-mentioned lower alkyl, the above-mentioned aryl or the above-mentioned aralkyl,

22

alkoxyamino such as methoxyamino and isopropoxyamino, hydrazino which may be substituted by the above-mentioned lower alkyl, the above-mentioned aryl or the above-mentioned aralkyl, aminoxy which may be substituted by the above-mentioned lower alkyl, the above-mentioned aryl or the above-mentioned aralkyl, and alkylsulfinyl such as methylsulfinyl. Preferred are hydroxy, lower alkyl, halogen atom, lower alkoxy, amino and carboxy.

“Optionally substituted” of “optionally substituted aralkyl” at R¹² means that it may have 1 to 3 substituent(s) on aryl wherein said substituents may be the same or different. The position of the substituent(s) is optional and is not particularly limited. Specific examples of the substituents include the above-mentioned lower alkyl, the above-mentioned lower alkoxy, the above-mentioned acyl, amino which may be substituted by the above-mentioned lower alkyl or the above-mentioned acyl, the above-mentioned alkoxy-carbonyl, the above-mentioned aryloxy-carbonyl, the above-mentioned aryloxy, the above-mentioned alkylthio, the above-mentioned arylthio, the above-mentioned aryl, and the above-mentioned halogen atom. Preferred are lower alkyl, lower alkoxy and halogen atom.

The compounds of the present invention which is shown by the formula (I) can be synthesized by, for example, the following method, to which the synthesis method of the compounds of the present invention is not limited.



wherein

R' is R protected by hydroxy-protecting group or amino-protecting group, which is more specifically protected R_a, protected alkoxy substituted by R_a, protected alkylthio substituted by R_a, protected alkylamino substituted by R_a, 5 protected and optionally substituted non-aromatic heterocyclic group containing nitrogen, or protected hydroxy, wherein when R is dimethylamino, N-methylpiperazinyl or N-methylpiperidyl, R' means R itself, since R does not need to be protected,

wherein R_a is amino, guanidino, amidino, carbamoyl, ureido, thioureido, hydrazino, hydrazinocarbonyl or imino, these groups being optionally substituted by a substituent selected from the group consisting of lower alkyl, halogenated lower alkyl, cycloalkyl, aralkyl, aryl 15 and amino-protecting group;

R¹⁴ is carboxy-protecting group such as methyl, ethyl, tert-butyl, allyl, phenyl, benzyl, trichloroethyl, p-nitrobenzyl, trimethyl-silyl, tert-butyl dimethylsilyl, methoxymethyl and 2-trimethyl-silylethyl;

W is halogen atom;

A' is A without one end methylene;

Z is hydrogen atom or substituent which activates X such as triphenylphosphonium, triphenylphosphonate and aryl-sulfonyl; and A, X, M, m, R, R¹, R², R³, R⁴, R⁵, R⁶ and 25 R⁷ are as defined above.

(Step 1)

The compound (VI) can be synthesized by reacting compound (II) and compound (III) in the presence of a combined condensing agent of triphenylphosphine, trimethylphosphine, triethylphosphine, triphenyl phosphite, trimethyl phosphite, triethyl phosphite, and the like, and diisopropyl azodicarboxylate, diethyl azodicarboxylate, dicyclohexyl azodicarboxylate and the like, in an organic solvent such as ether, tetrahydrofuran, dioxane, dichloromethane, chloroform, benzene, toluene and dimethylformamide, or a mixed solvent thereof, under ice-cooling to under heating.

This method is particularly preferable when X is oxygen atom or sulfur atom.

The compound (VI) can be also synthesized by the following method.

(Step 2)

The compound (VI) can be synthesized by reacting compound (IV) and compound (III) in the presence of a base such as sodium hydride, potassium hydride, lithium hydride, potassium carbonate, sodium carbonate, potassium tert-butoxide, lithium diisopropylamide, methyllithium, n-butyllithium, sec-butyllithium and tert-butyllithium, in an organic solvent such as dimethylformamide, methylene chloride, tetrahydrofuran, ether, benzene and toluene, or a mixed solvent thereof, at a temperature of from -78° C. to under heating.

This method is particularly preferable when X is sulfur atom or oxygen atom.

When X is —SO— or —SO₂—, the corresponding sulfide obtained in the above Step 1 or Step 2 is oxidized with an oxidizing agent such as hydrogen peroxide, peracetic acid, metaperiodate, metachloroperbenzoic acid, acyl nitrate and dinitrogen tetroxide, to synthesize compound (VI).

The compound (VI) wherein X is particularly —NR⁸— or —CR⁹R¹⁰— can be also synthesized by the following method.

(Step 3)

The compound (VI) can be synthesized by condensing compound (V) and compound (III) in the presence of a suitable base (e.g., lithium diisopropylamide, lithium bis

(trimethylsilyl)amide, potassium bis(trimethylsilyl)amide, n-butyllithium, potassium tert-butoxide, sodium hydroxide, potassium hydroxide, sodium hydride and potassium hydride) as necessary, in water or an organic solvent such as methanol, ethanol, dimethylformamide, ether, dioxane, tetrahydrofuran, ethyl acetate, diisopropyl ether, dimethoxyethane, toluene, hexane and dimethyl sulfoxide, or a mixed solvent thereof, and subjecting the obtained compound to catalytic reduction using hydrogen gas in the presence of a metallic catalyst such as platinum black, platinum oxide, palladium black, palladium oxide, palladium hydroxide, palladium carbon and Raney nickel, or treating the compound with a reducing agent such as sodium borohydride, sodium cyanoborohydride, trimethylsilane, triethylsilane, alkali metal-ammonia, alkali metal-ethylamine, sodium amalgam and potassium amalgam.

The compound (I) can be synthesized by subjecting compound (VI) obtained in the above Step 1, 2 or 3 to the following Steps 4-6.

(Step 4)

The compound (VII) can be synthesized by reacting compound (VI) in the presence of a hydroxide or carbonate of alkali metal such as sodium, potassium and lithium, or a base such as 1,5-diazabicyclo[4.3.0]non-5-ene and 1,8-diazabicyclo[5.4.0]undec-7-ene, or an acid such as hydrochloric acid, hydrobromic acid, sulfuric acid, hydrogen chloride, hydrogen bromide, hydrogen fluoride, acetic acid and trifluoroacetic acid, in water or an organic solvent such as methanol, ethanol, dichloromethane, chloroform, tetrahydrofuran, toluene and xylene or a mixed solvent thereof, under ice-cooling to under heating, or by subjecting compound (VI) to catalytic reduction using hydrogen gas in an organic solvent such as methanol, ethanol, dimethylformamide, ether, dioxane, tetrahydrofuran and acetic acid or a mixed solvent thereof, in the presence of a metallic catalyst such as platinum black, platinum oxide, palladium black, palladium oxide, palladium carbon and Raney nickel, or by reacting compound (VI) in the presence of quaternary ammonium fluoride such as tetraethylammonium fluoride and tetra-n-butylammonium fluoride, in an organic solvent such as tetrahydrofuran, dimethylformamide and dimethyl sulfoxide or a mixed solvent thereof, under ice-cooling to under heating.

(Step 5)

The compound (I') can be synthesized by reacting compound (VII) and compound (VIII) using a condensing agent such as 1-ethyl-3-(3-dimethylaminopropyl)carbodiimide hydrochloride (WSC.HCl) dicyclohexylcarbodiimide (DCC), diphenylphosphoryl azide (DPPA) and carbonyldiimidazole (CDI), in the presence of an activating agent such as 1-hydroxybenzotriazole (HOBT), hydroxysuccinimide (HOSu) and N-hydroxy-5-norbornene-2,3-dicarboximide (HONB) as necessary, in an organic solvent such as dimethylformamide, dichloromethane, chloroform, acetonitrile, tetrahydrofuran, dimethyl sulfoxide, carbon tetrachloride and toluene or a mixed solvent thereof, under ice-cooling to under heating. When compound (VIII) is, for example, hydrochloride, this reaction can be carried out in the presence of a base such as triethylamine, N-methylmorpholine and 4-dimethylaminopyridine. When R⁷ is a group having hydroxy, such as —CONHOH and —CH₂OH, compound (VIII) wherein said hydroxy is protected in advance is used.

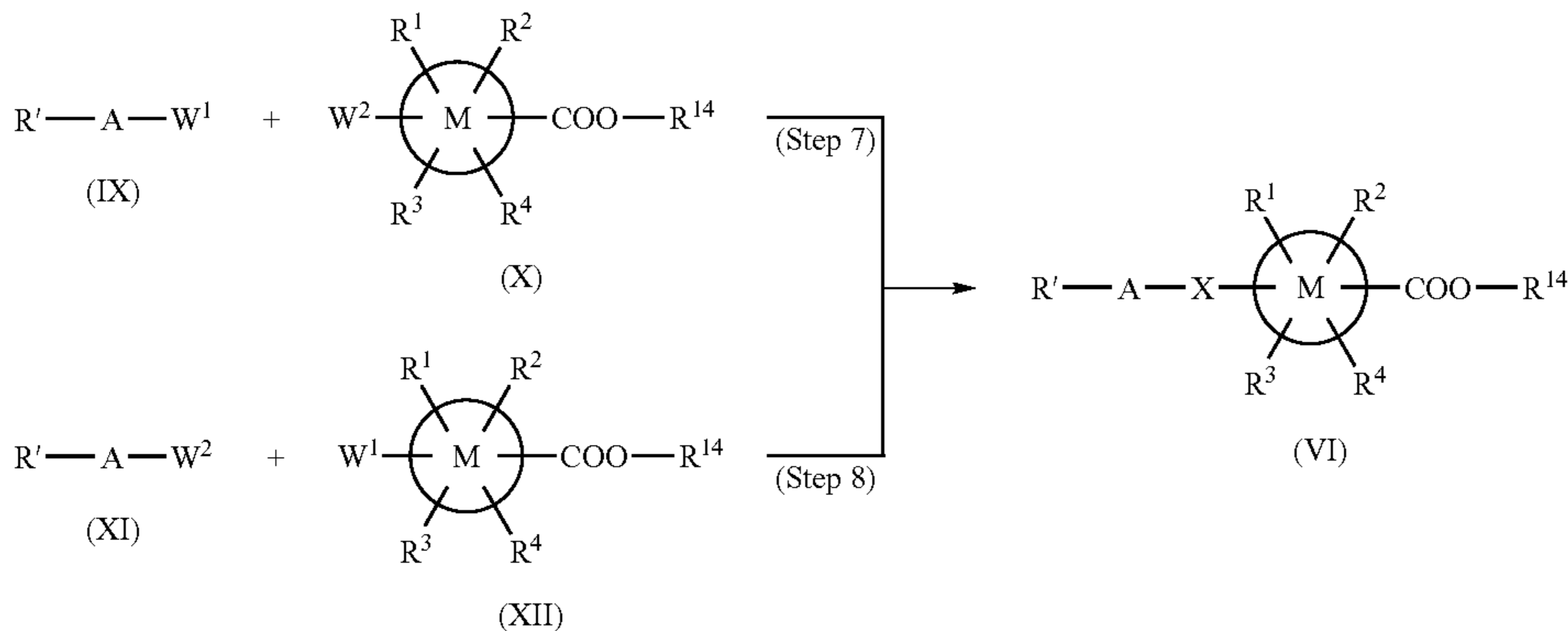
(Step 6)

This step aims at eliminating the hydroxy-protecting group or amino-protecting group at R', and can be carried out according to a suitable known method. For example,

25

when the amino-protecting group at R' is Boc (tert-butoxycarbonyl group), compound (I') is reacted in the presence of an acid such as hydrochloric acid, hydrobromic acid, trifluoroacetic acid, p-toluenesulfonic acid, methanesulfonic acid, hydrogen chloride-dioxane, hydrogen chloride-ether and hydrogen chloride-ethyl acetate, in water or an organic solvent such as dioxane, ether, dichloromethane, tetrahydrofuran, methanol, ethanol, chloroform, benzene, toluene and ethyl acetate or a mixed solvent thereof or without solvent, to give compound (I).
 When the amino protecting group is, for example, benzyloxycarbonyl group, compound (I) can be synthesized by catalytic hydrogenation using hydrogen gas in water or an organic solvent such as methanol, ethanol, dimethylformamide, ether, dioxane, tetrahydrofuran and acetic acid or a mixed solvent thereof, in the presence of a metallic catalyst such as palladium carbon, platinum oxide and Raney nickel. When R' is hydroxy protected by hydroxy-protecting group, compound (I) can be synthesized by a conventional method such as catalytic hydrogenation. When R⁷ is protected at hydroxy, the hydroxy-protecting group is eliminated by a conventional method such as catalytic hydrogenation, and thereafter or simultaneously therewith, the above Step is carried out.

The compound (I) wherein R⁷ is carboxyl group can be synthesized by, for example, subjecting compound (I') wherein R⁷ is tert-butoxy-carbonyl group or benzyloxycarbonyl group to the above-mentioned reaction.



wherein

W¹ is —COW³, —SO₂W³ or —O—COW³

wherein W³ is hydroxy or halogen atom;

W² is hydroxy, mercapto or —NR⁸H

wherein R⁸ is as defined above; and

A, X, M, R¹, R², R³, R⁴ and R¹⁴ are as defined above.

The compound (VI) wherein X is —COO—, —CONR⁸—, —SO₂NR⁸—, —COS—, —OOC—NR⁸— or —O—CO—O— can be also synthesized by the following method.

(Step 7)

The compound (VI) can be synthesized by reacting compound (IX) and compound (X) using a condensing agent such as WSC.HCl, DCC, DPPA and CDI, in the presence of an activating agent such as HOBT, HOSu and HONB as necessary, in an organic solvent such as dimethylformamide, dichloromethane, chloroform, acetonitrile, tetrahydrofuran, dimethyl sulfoxide, carbon tetrachloride and toluene or a mixed solvent thereof, under ice-cooling to under heating (this reaction can be carried out in the presence of a base such as triethylamine, N-methylmorpholine, pyridine,

26

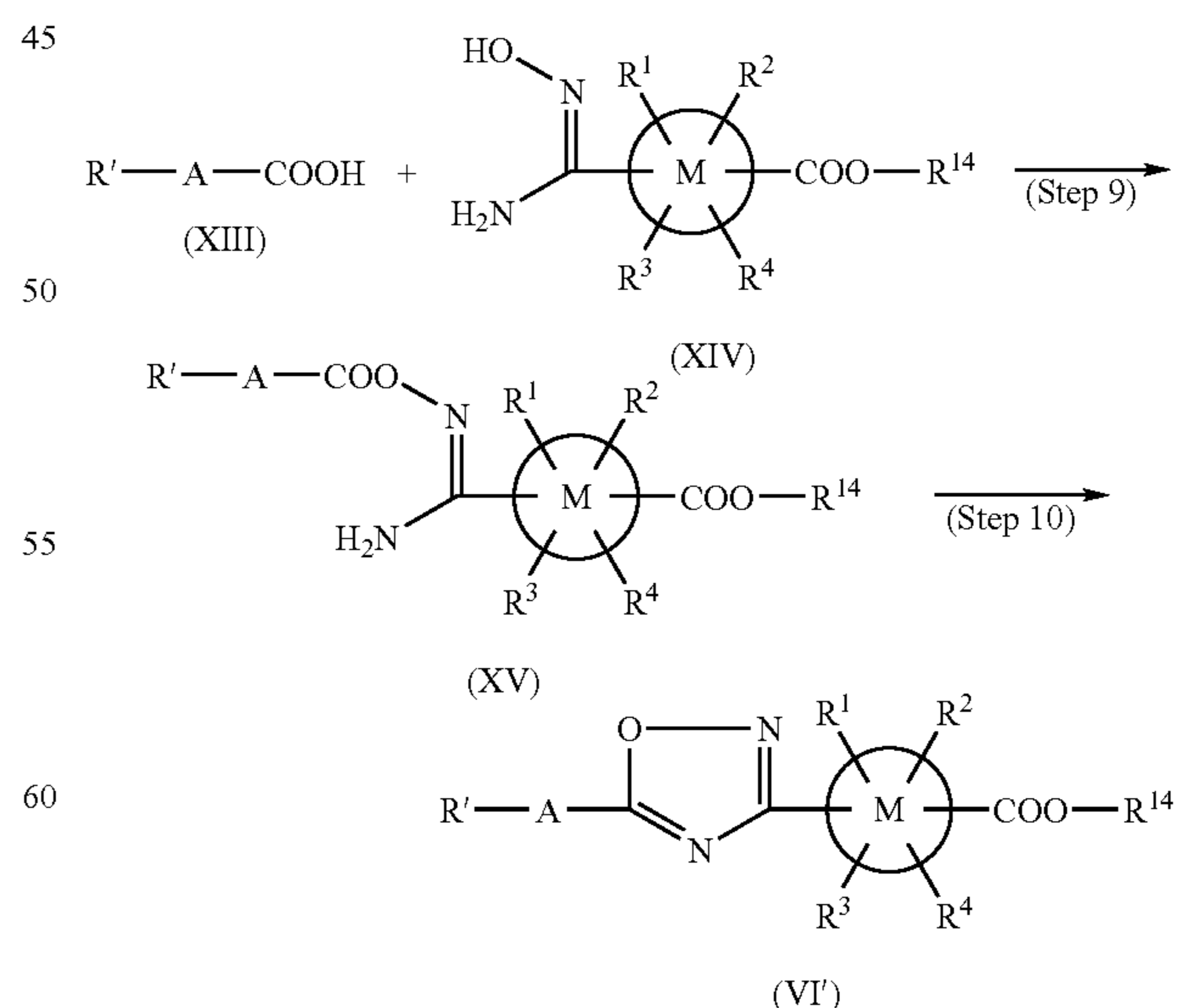
4-dimethylaminopyridine and N-methylpiperidine), or in the presence of a hydroxide or carbonate of alkali metal such as sodium, potassium and lithium, or a base such as triethylamine, pyridine, N-methylmorpholine, N-methylpiperidine and 4-dimethylaminopyridine, in water or an organic solvent such as dimethylformamide, dichloromethane, chloroform, tetrahydrofuran, dimethyl sulfoxide, benzene and toluene or a mixed solvent thereof, under ice-cooling to under heating.

The compound (VI) wherein X is —OOC—, —NR⁸CO—, —NR⁸SO₂— or —NR⁸—COO— can be also synthesized by the following method.

(Step 8)

The compound (VI) can be synthesized using compound (XI) and compound (XII) according to the method of the above-mentioned Step 7.

When X is a divalent aromatic heterocyclic group having one or more hetero atoms selected from nitrogen atom, sulfur atom and oxygen atom, such as divalent oxadiazole ring, compound (VI) can be also synthesized by the following method.



wherein A, M, R¹, R², R³, R⁴ and R¹⁴ are as defined above.

27

(Step 9)

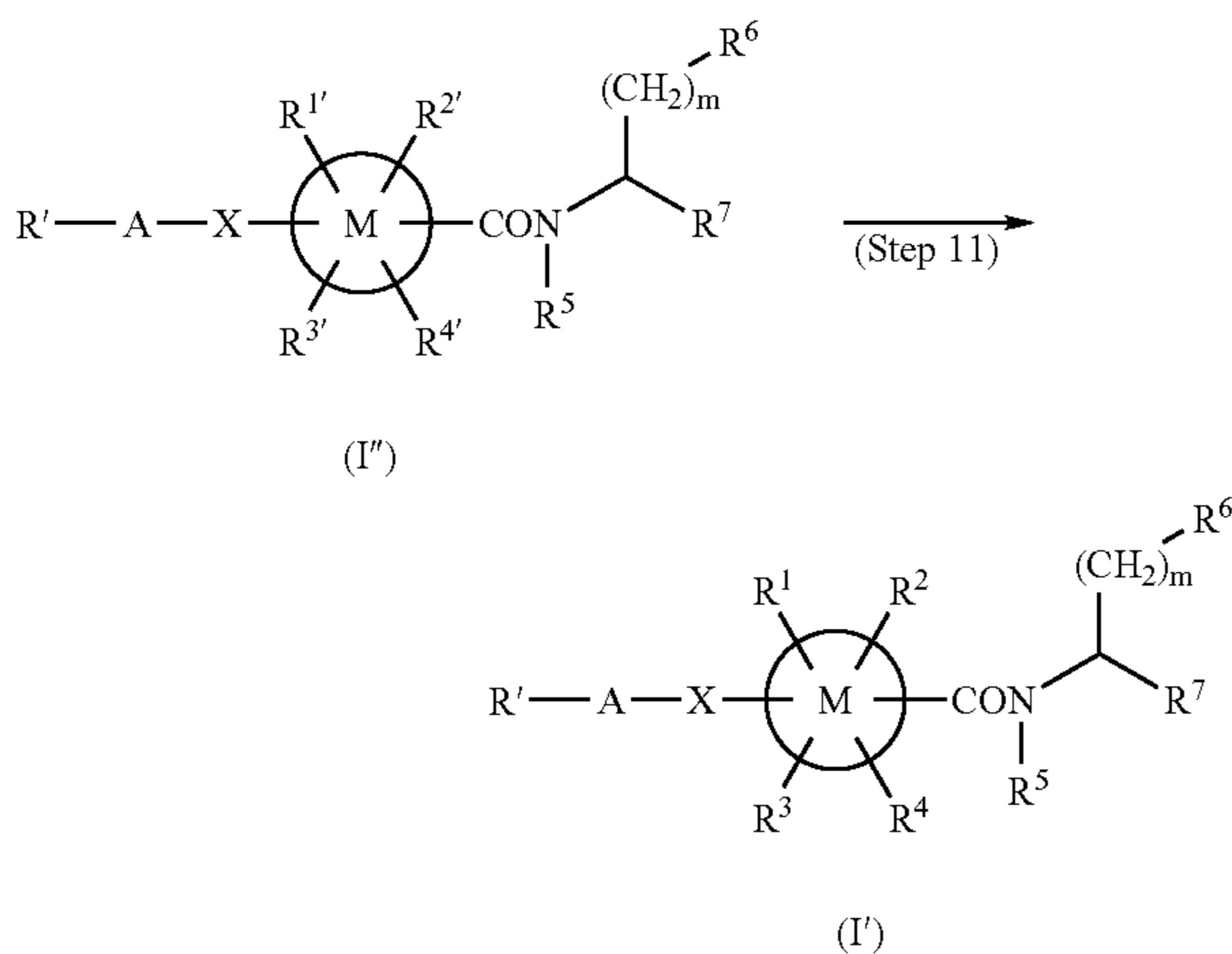
The compound (XV) can be synthesized by reacting compound (XIII) and compound (XIV) using a condensing agent such as WSC.HCl, DCC, DPPA and CDI, in the presence of an activating agent such as HOBT, HOSu and HONB as necessary, in an organic solvent such as dimethylformamide, dichloromethane, chloroform, acetonitrile, tetrahydrofuran, dimethyl sulfoxide, carbon tetrachloride and toluene or a mixed solvent thereof, under ice-cooling to under heating. This reaction can be carried out in the presence of a base such as trimethylamine, N-methylmorpholine, pyridine, 4-dimethylaminopyridine and N-methylpiperidine.

(Step 10)

The compound (VI') can be synthesized by heating compound (XV) in an organic solvent such as toluene, dioxane, tetrahydrofuran, benzene and xylene, or a mixed solvent thereof.

The compound (I) can be synthesized by treating compound (VI) and compound (VI') obtained in the above Steps 7, 8 and 10 by the same method as the above Steps 4-6.

When at least one R¹, R², R³ and R⁴ of compound (I) is a halogen atom, compound (I) can be also synthesized by the following method.



wherein

R^{1'}, R^{2'}, R^{3'} and R^{4'} are the same or different and each is hydrogen atom, hydroxy, alkoxy, mercapto, alkylthio, nitro, cyano, carboxy, alkoxy carbonyl, aryloxy carbonyl, acyl, alkyl which may be substituted by a substituent selected from hydroxy, lower alkoxy and halogen atom, amino which may be substituted by a substituent selected from alkyl, aryl, aralkyl and amino-protecting group, or —CO—R¹¹

wherein R¹¹ is as defined above,

provided that at least one of them is hydrogen atom; and A, X, M, m, R¹, R², R³, R⁴, R⁵, R⁶ and R⁷ are as defined above.

(Step 11)

The compound (I') can be synthesized by reacting compound (III) in the presence of a halogenating agent such as tert-butyl hypochlorite, tert-butyl hypobromite, tert-butyl hypoiodite, sulfuryl chloride, sulfuryl bromide, thionyl chloride, thionyl bromide, fluorine, chlorine, bromine, iodine, hydrogen fluoride, silver difluoride and xenon difluoride, in an organic solvent such as dichloromethane, chloroform, acetonitrile, toluene, benzene, ether, tetrahydrofuran, dioxane, methanol, ethanol, carbon tetra-

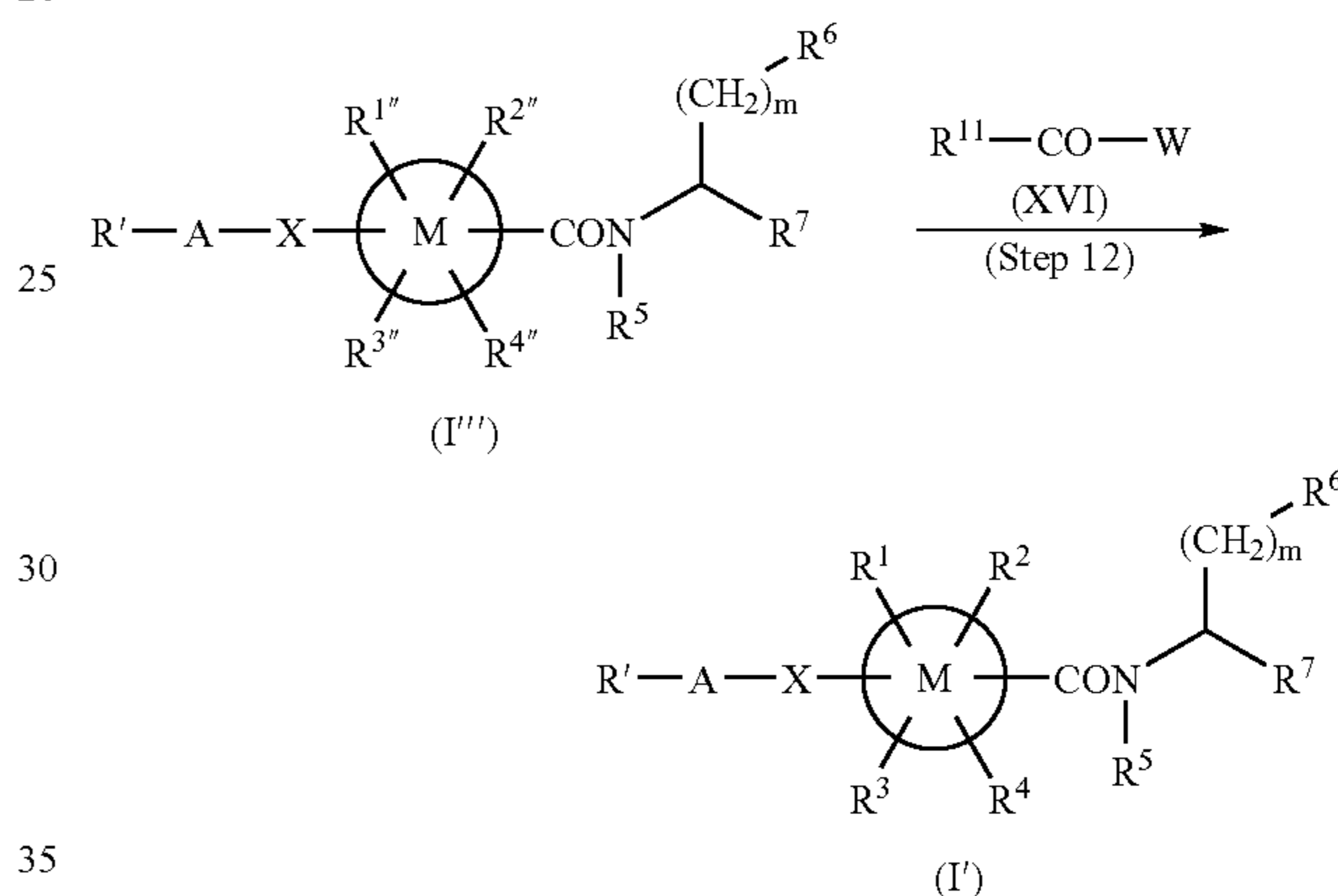
28

chloride and ethyl acetate, or a mixed solvent thereof, or without solvent, under ice-cooling to under heating. When the protective group is removed by this step, a re-protection is applied. In the case of Boc, for example, the compound is protected with di-tert-butyl dicarbonate and the like in the presence of a suitable base such as triethylamine and pyridine.

The compound (I) can be synthesized by treating the obtained compound (I') by the same method as in the above Step 6.

The above Step 11 may be carried out after synthesizing compound (VI) corresponding to compound (III). The subsequent same treatment as in the above Steps 4-6 gives compound (I).

The compound (I) wherein at least one of R¹, R², R³ and R⁴ is —O—CO—R¹¹ can be also synthesized by the following method.



wherein

R^{1''}, R^{2''}, R^{3''} and R^{4''} are the same or different and each is hydrogen atom, hydroxy, halogen atom, alkoxy, mercapto, alkylthio, nitro, cyano, carboxy, alkoxy carbonyl, aryloxy carbonyl, acyl, alkyl, which may be substituted by a substituent selected from hydroxy, lower alkoxy and halogen atom, or amino which may be substituted by a substituent selected from alkyl, aryl, aralkyl and amino-protecting group, wherein at least one of them is hydroxy; and

A, X, M, m, W, R¹, R², R³, R⁴, R⁵, R⁶, R⁷ and R¹¹ are as defined above.

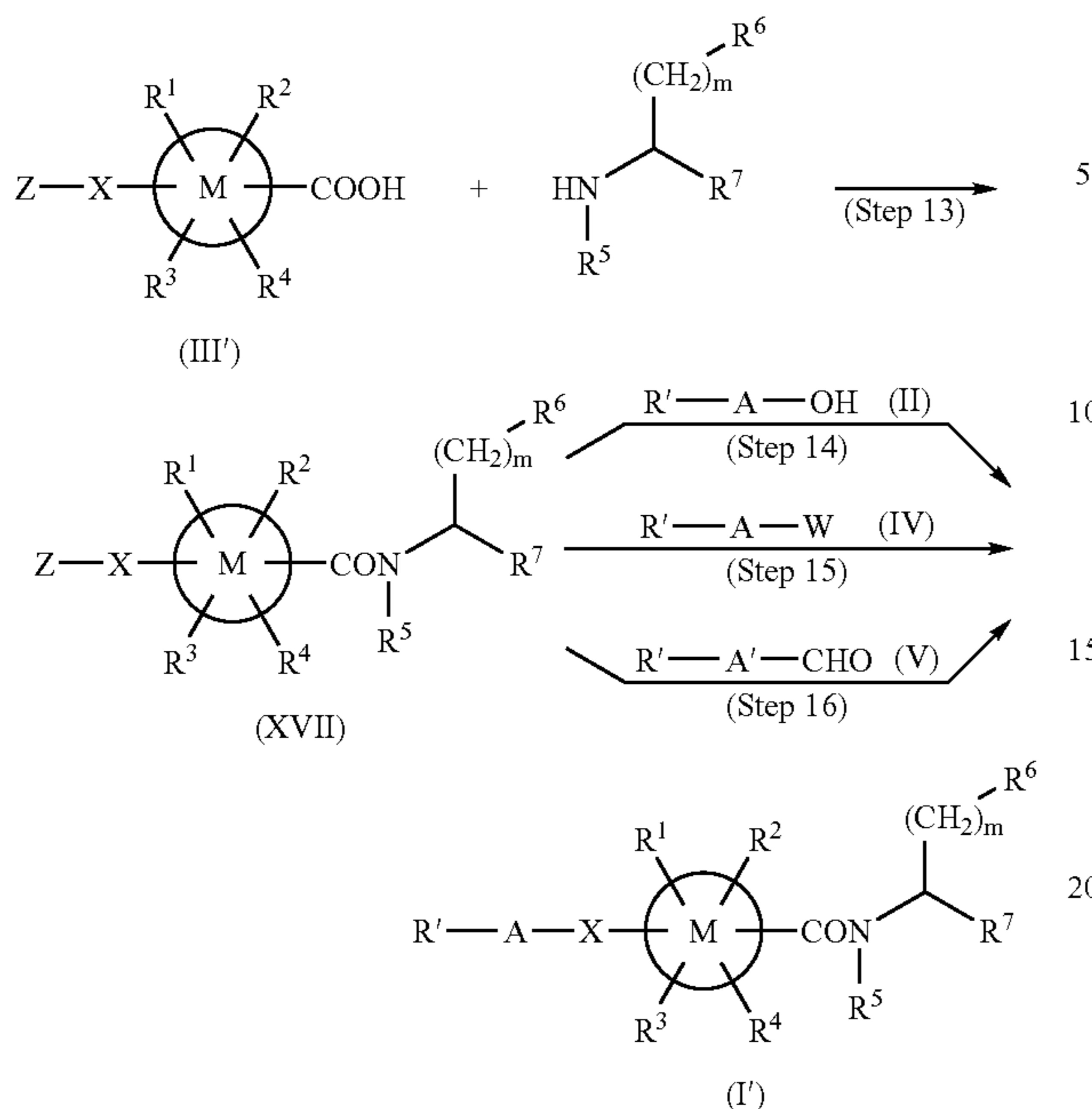
(Step 12)

The compound (I') can be synthesized by reacting compound (I''') with compound (XVI) in an organic solvent such as dichloromethane, chloroform, ether, tetrahydrofuran, dioxane, benzene, toluene, dimethylformamide, ethyl acetate and acetonitrile or a mixed solvent thereof, in the presence of a base such as pyridine, triethylamine, N-methylmorpholine, N-methylpiperidine and 4-dimethylaminopyridine.

The compound (I) can be synthesized by reacting the obtained compound (I') by the same method as in the above Step 6.

The compound of the formula (I) of the present invention can be also synthesized by the following synthetic method.

29



wherein A, A', X, M, m, W, Z, R', R¹, R², R³, R⁴, R⁵, R⁶ and R⁷ are as defined above.

(Step 13)

The compound (XVII) can be synthesized by subjecting compound (III') and compound (VIII) to the same reaction as in the above Step 5.

(Step 14)

The compound (I') can be synthesized by subjecting compound (II) and compound (XVII) to the same reaction as in the above Step 1.

The compound (I') can be also synthesized by the following method.

(Step 15)

The compound (I') can be synthesized by subjecting compound (IV) and compound (XVII) to the same reaction as in the above Step 2.

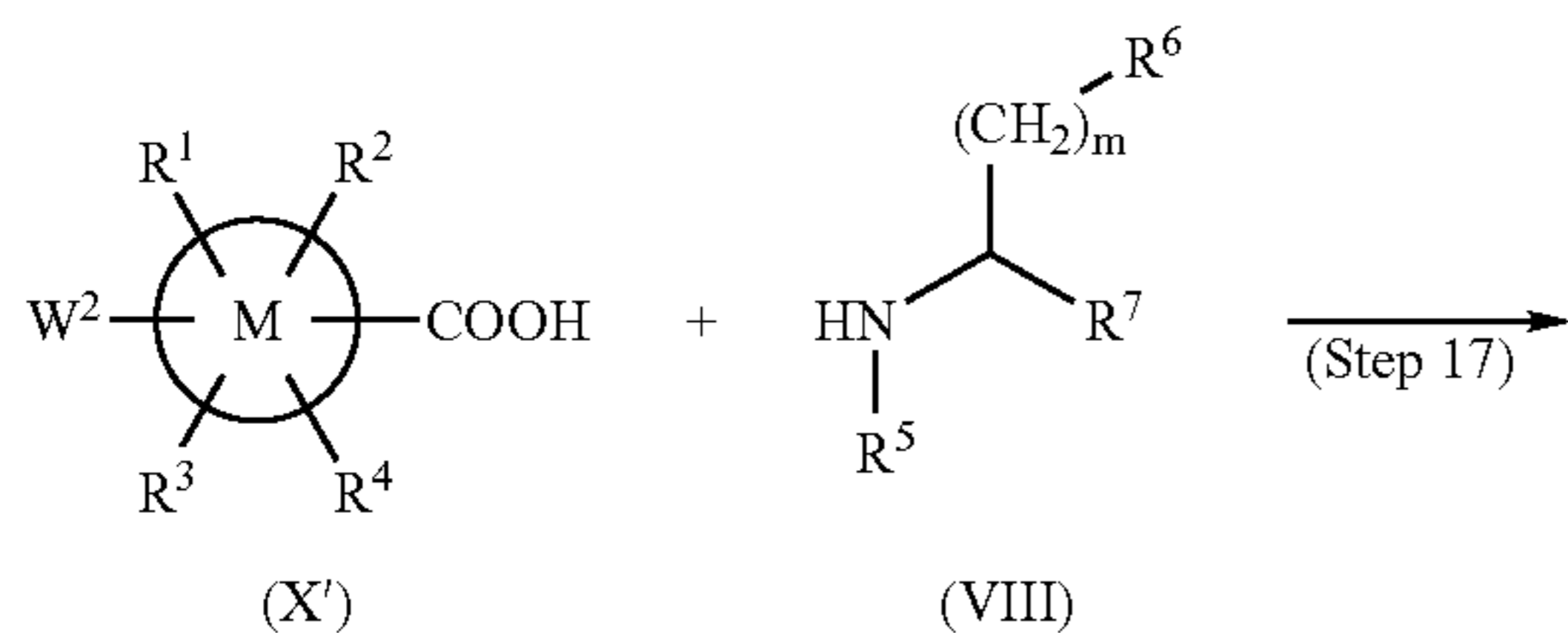
The compound (I') wherein S is —NR⁸— or —CR⁹R¹⁰— can be also synthesized by the following method.

(Step 16)

The compound (I') can be synthesized by subjecting compound (V) and compound (XVII) to the same reaction as in the above Step 3.

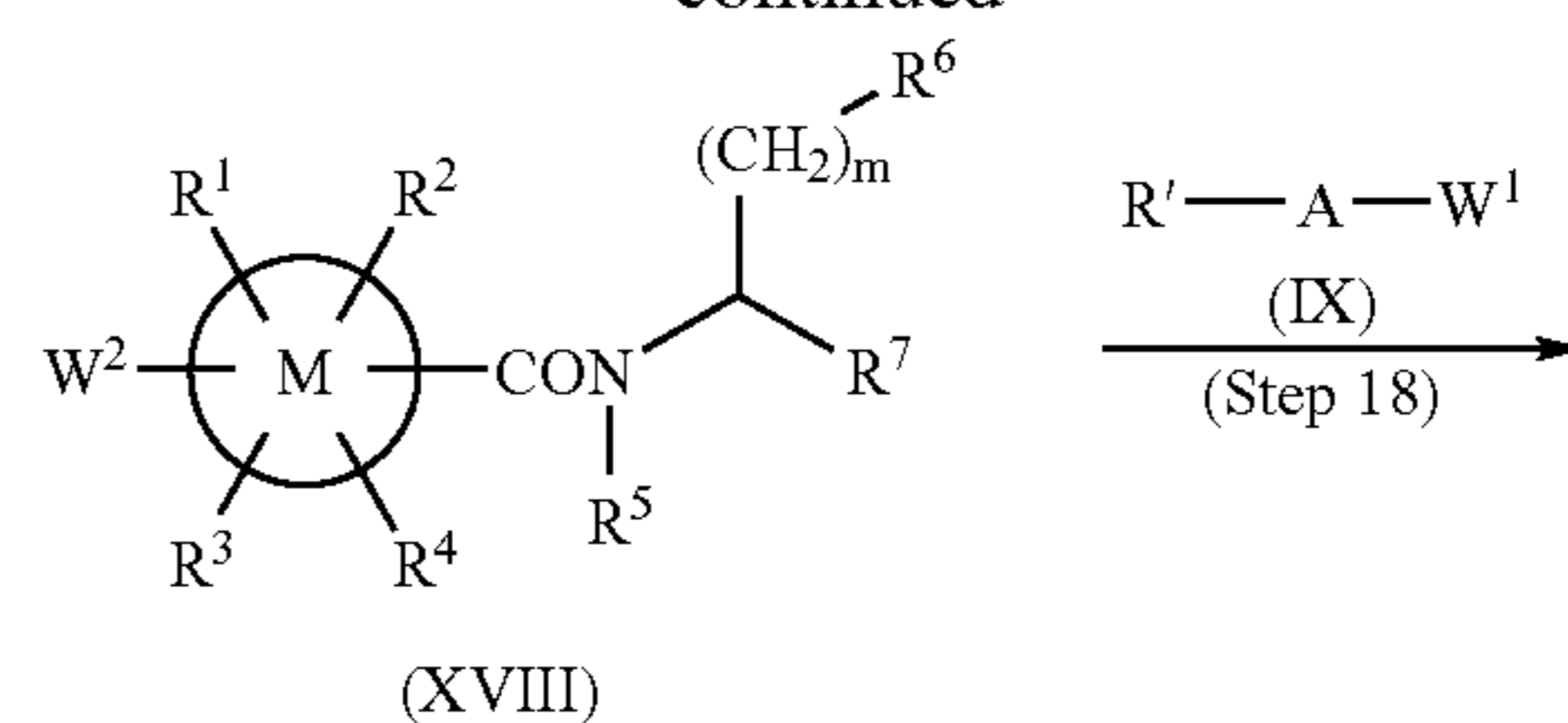
The compound (I) can be synthesized by subjecting compound (I') obtained in the above Steps 14–16 to the same reaction as in the above Step 6.

The compound (I') wherein X is —COO—, —CONR⁸—, —SO₂NR⁸—, —COS—, —OOC—NR⁸— or —O—CO—O— can be also synthesized by the following method.



30

-continued



wherein A, X, M, m, W¹, W², R', R¹, R², R³, R⁴, R⁵, R⁶ and R⁷ are as defined above.

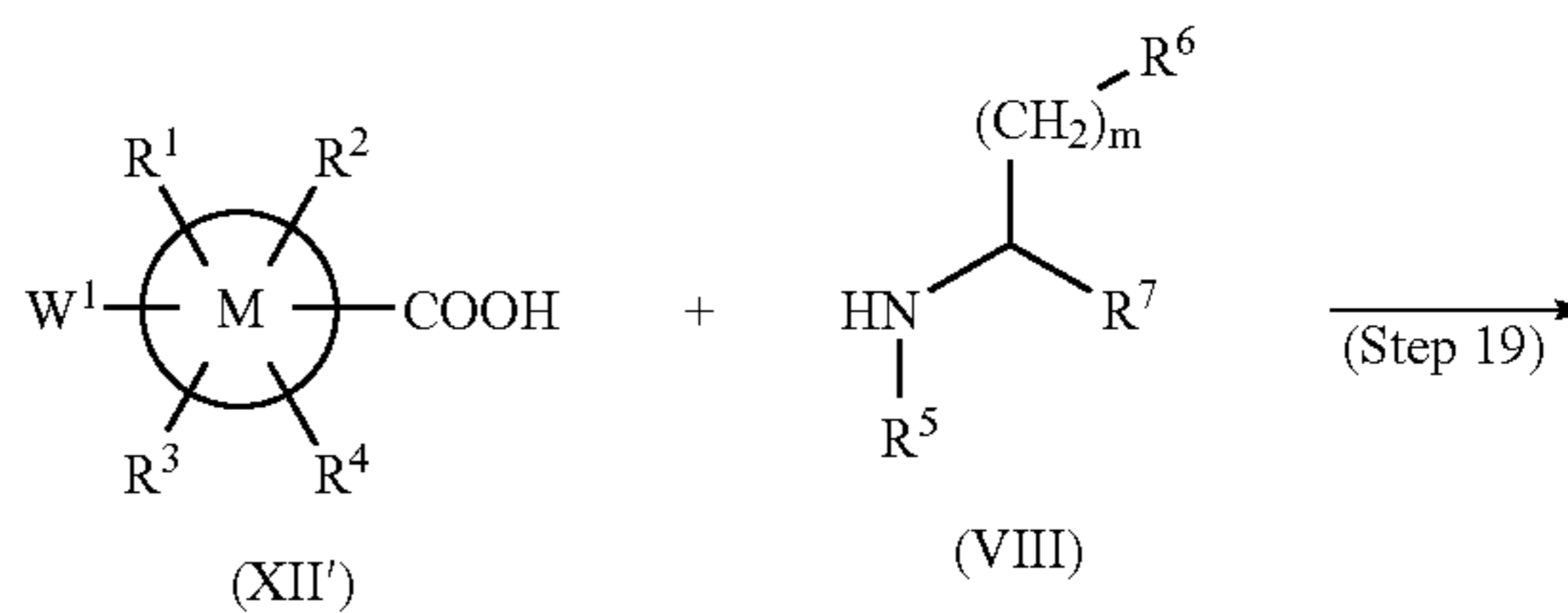
(Step 17)

The compound (XVIII) can be synthesized by subjecting compound (X') and compound (VIII) to the same reaction as in the above Step 5.

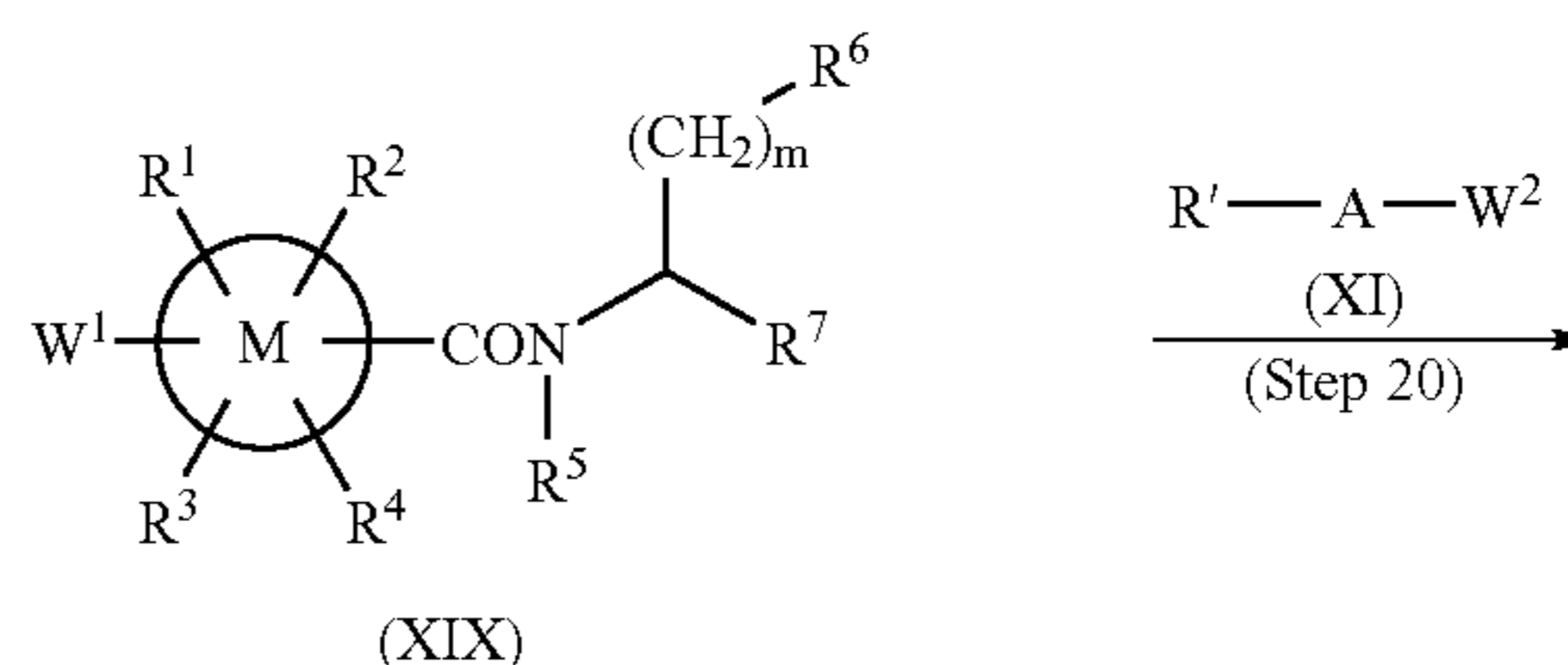
(Step 18)

The compound (I') can be synthesized by subjecting compound (IX) and compound (XVIII) to the same reaction as in the above Step 7.

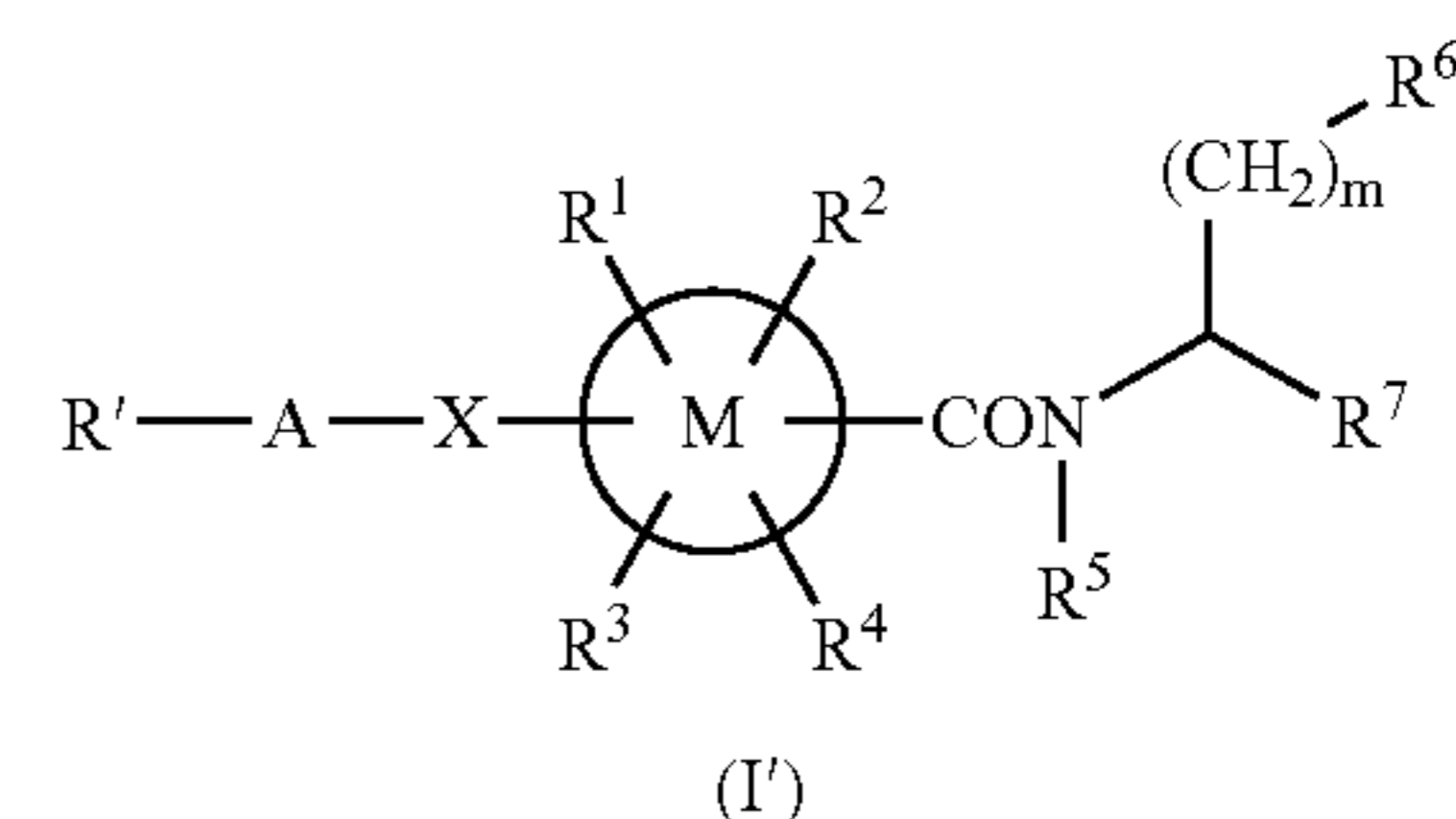
The compound (I') wherein X is —OOC—, —NR⁸CO—, —NR⁸SO₂— or —NR⁸—COO— can be also synthesized by the following method.



40



45



50

wherein A, X, M, m, W¹, W², R', R¹, R², R³, R⁴, R⁵, R⁶ and R⁷ are as defined above.

(Step 19)

The compound (XIX) can be synthesized by subjecting compound (XII') and compound (VIII) to the same reaction as in the above Step 5.

(Step 20)

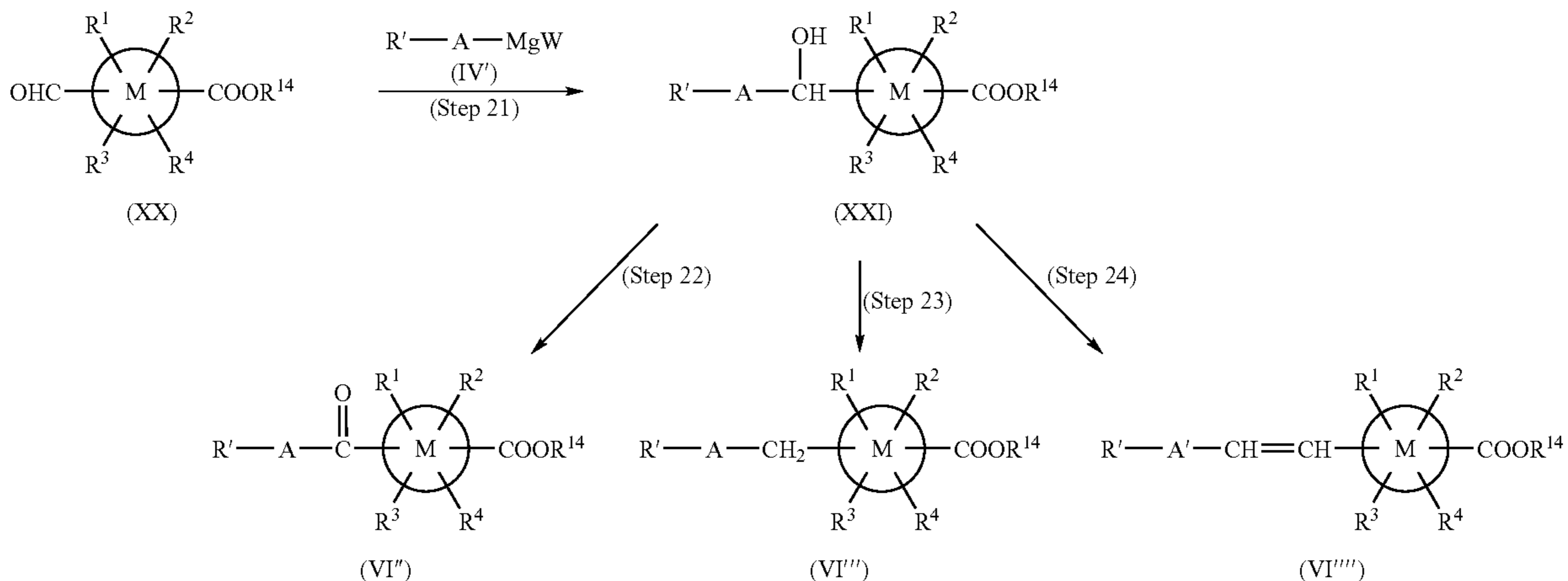
The compound (I') can be synthesized by subjecting compound (XI) and compound (XIX) to the same reaction as in the above Step 8.

65

31

The compound (I) can be synthesized by subjecting compound (I') obtained in the above Step 18 and Step 20 to the same reaction as in the above Step 6.

When X is $-\text{CR}^9\text{R}^{10}-$, $-\text{CO}-$, $-\text{C}=\text{C}-$ or $-\text{CS}-$, the following step can be used for synthesis.



25

wherein A, A', M, X, m, W¹, W², R', R¹, R², R³, R⁴, R⁵, R⁶, R⁷ and R¹⁴ are as defined above.

(Step 21)

The compound (XXI) can be synthesized by reacting the corresponding Grignard reagent (IV') obtained from compound (IV) by a conventional method, with compound (XX) in an organic solvent such as ether, tetrahydrofuran and dioxane or a mixed solvent thereof, at a temperature of from -78°C . to under heating.

(Step 22)

The compound (VI'') can be synthesized by reacting compound (XXI) in the presence of an oxidizing agent such as chromic anhydride, pyridinium chlorochromate, manganese dioxide, sodium hypochlorite and ruthenium tetroxide, in an organic solvent such as ether, tetrahydrofuran and dioxane or a mixed solvent thereof, under ice-cooling to under heating.

The compound (VI''') wherein X is $-\text{CS}-$ can be synthesized by reacting compound (VI'') obtained by the above method, in the presence of hydrogen sulfide, phosphorus pentasulfide, 2,4-bis(4-methoxyphenyl)-1,3-dithia-2,4-diphosphetane-2,4-disulfide (Lawson's reagent) and the like, in an organic solvent such as benzene, toluene, methanol and ethanol or a mixed solvent thereof, under ice-cooling to under heating.

(Step 23)

The compound (VI''') can be synthesized by reacting compound (XXI) in the presence of a reducing agent such as triethylsilane, lithium aluminum hydride-aluminum chloride, sodium borohydride-trifluoroborane, sodium cyanoborohydride-methyl iodide and triphenylphosphonium, in an organic solvent such as ether, tetrahydrofuran and dioxane, or a mixed solvent thereof, at a temperature of from -78°C . to under heating.

(Step 24)

The compound (VI''') can be synthesized by reacting compound (XXI) in the presence of sulfuric acid, phosphoric acid, potassium hydrogensulfate, oxalic acid, p-toluenesulfonic acid, boron trifluoride-etherate, thionyl chloride-pyridine, phosphorus oxychloride-pyridine, methanesulfonyl chloride-pyridine, p-toluenesulfonyl chloride-pyridine, and the like, in an organic solvent such as ether,

32

tetrahydrofuran and dioxane, or a mixed solvent thereof, under ice-cooling to under heating.

The compound (I) can be synthesized by treating compound (VI''), (VI''') or (VI''') obtained in the above Steps 22-24 by the same method as in the above Steps 4-6.

The compound of the formula (I) can be converted to a pharmaceutically acceptable acid addition salt by a conventional method by treating same with an inorganic acid (e.g., hydrochloric acid, sulfuric acid, phosphoric acid, hydrobromic acid and nitric acid) or organic acid (e.g., oxalic acid maleic acid, humaric acid, malic acid, tartaric acid, succinic acid, citric acid, acetic acid, lactic acid, methanesulfonic acid, p-toluenesulfonic acid, benzoic acid, valeric acid, malonic acid, nicotinic acid and propionic acid).

The compound thus obtained can be separated and purified by a known method for separation and purification, such as concentration, concentration under reduced pressure, solvent extraction, precipitation, recrystallization and chromatography.

The compound of the present invention includes one or more stereoisomers due to an asymmetric carbon, and such isomers and mixtures thereof are also encompassed in the present invention. In addition, hydrates and solvates with pharmaceutically acceptable organic solvents, as well as prodrugs of the compound of the present invention are also encompassed in the present invention.

The compound of the present invention shows superior effects of suppressing production of inflammatory cytokines in mammals such as human, rabbit, dog and cat, and is useful for the prophylaxis and treatment of noninfectious or infectious diseases accompanied by neutrophil infiltration, which are represented by rheumatic diseases (e.g., rheumatoid arthritis); arthritis due to gout; systemic lupus erythematosus; dermatopathy (e.g., psoriasis, pustulosis and atopic dermatitis); respiratory diseases (e.g., bronchial asthma, bronchitis, ARDS and diffused interstitial pneumonia); inflammatory enteric diseases (e.g., ulcerative colitis and Crohn's disease); acute or chronic hepatitis inclusive of fulminant hepatitis; acute or chronic glomerulonephritis; nephropylitis; uvetis caused by Behcet disease and vög-Koyanagi Harada disease; Mediterranean fever (polyserositis); ischemic diseases (e.g., myocardial infarction); and systemic circulatory failure and multi-organ failure caused by sepsis.

33

The suppressive effect of the compound of the present invention on inflammatory cytokines such as IL-6 and GM-CSF has been also acknowledged.

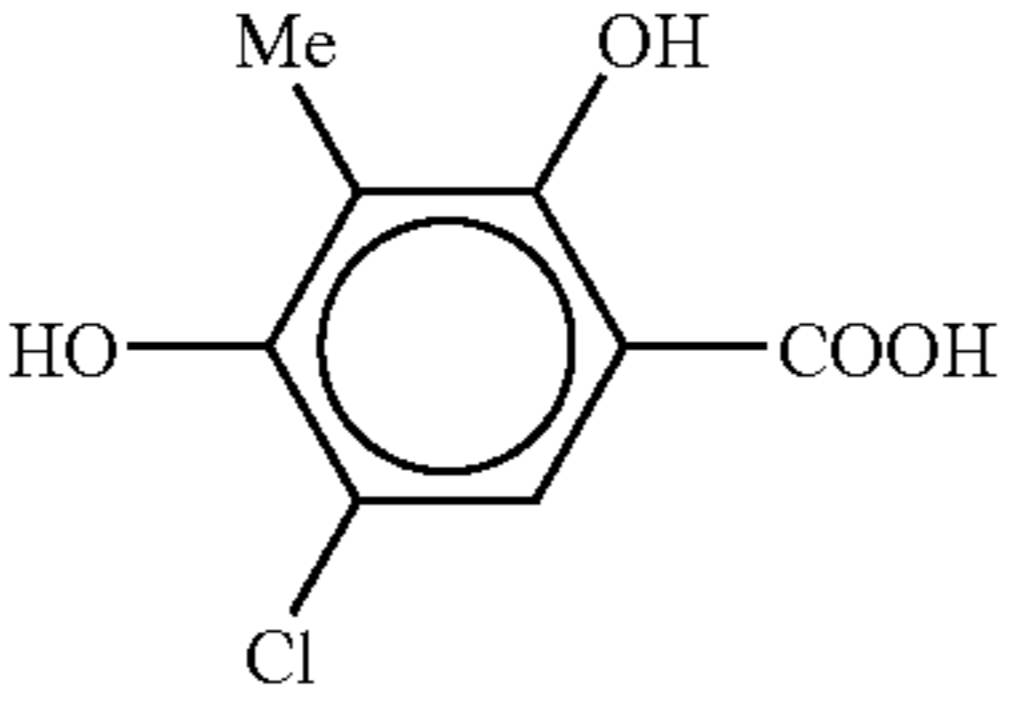
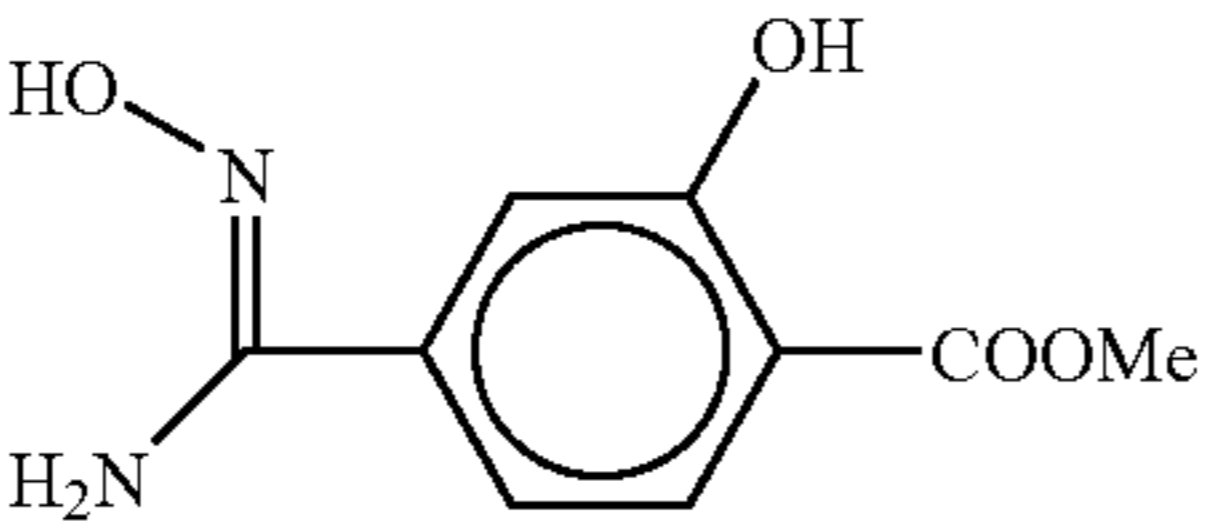
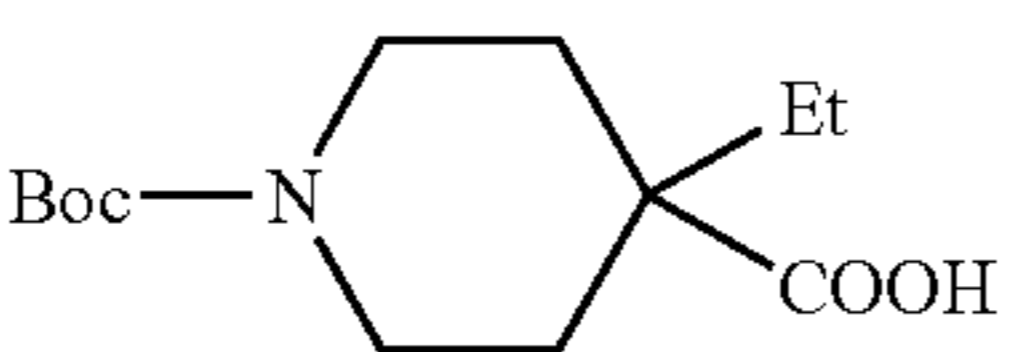
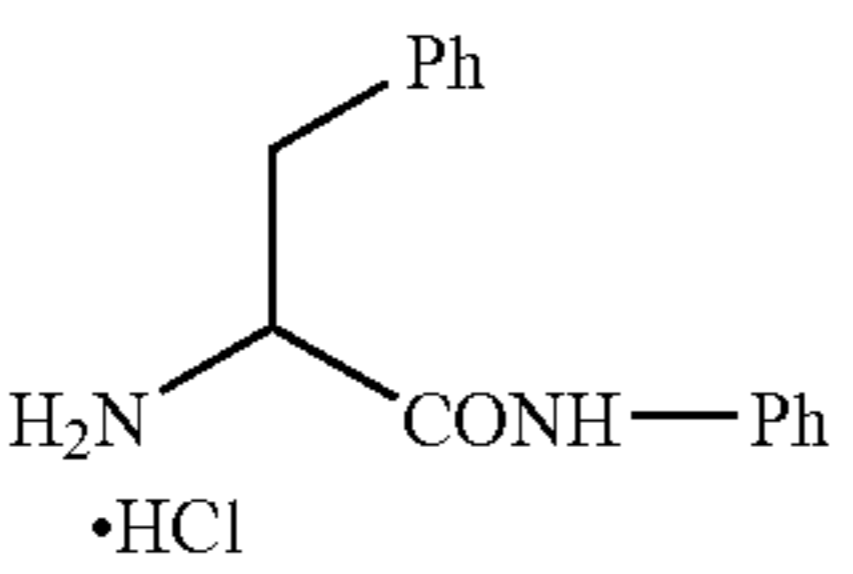
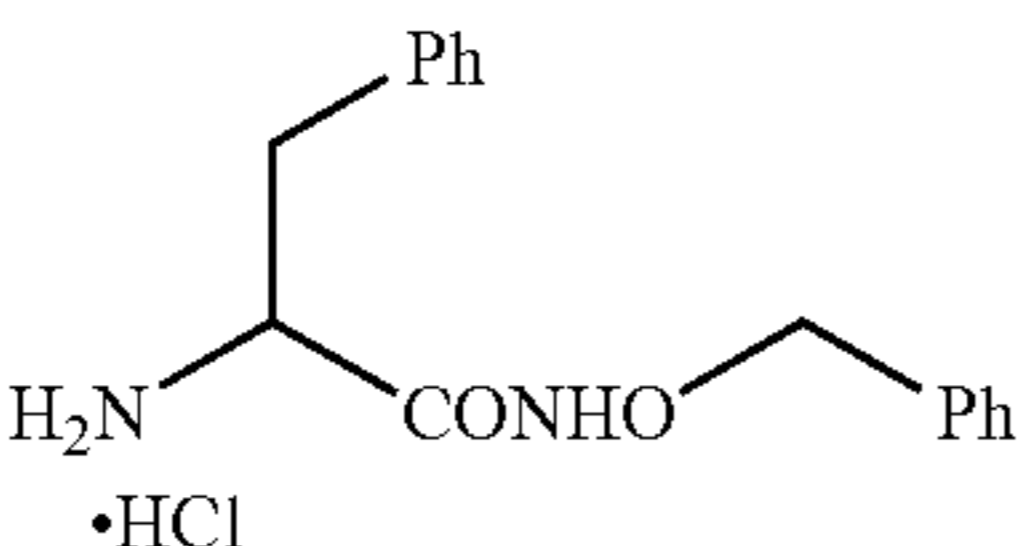
When the compound of the formula (I) of the present invention or a pharmaceutically acceptable salt thereof is used as pharmaceutical preparation comprising same as an active ingredient, it is generally admixed with a pharmaceutically acceptable carrier, excipient, diluent, extender, disintegrator, stabilizer, preservative, buffer, emulsifying agent, aromatic, coloring, sweetener, thickener, flavor, solubilizer and other additives such as water, vegetable oil, alcohols (e.g., ethanol and benzyl alcohol), polyethylene glycol, glycerol triacetate, gelatin, lactose and carbohydrate (e.g. starch), magnesium stearate, talc, lanolin, white petrolatum known Per se to give a pharmaceutical composition in the form of tablet, pill, powder, granule, suppository, injection, eye drop, liquid, capsule, troche, aerosol, elixir, suspension, emulsion syrup and the like, which is administered orally or parenterally.

While the dose varies depending on the kind of severity of diseases, compound to be administered, administration route, age, sex, body weight etc. of the patients, and so on, when it is orally administered to an adult patient, for example, the daily dose is generally 0.01–1,000 mg, preferably about 0.1–100 mg, and when it is intravenously administered to an adult patient, for example, the daily dose is generally 0.01–1,000 mg, preferably about 0.05–50 mg, which is administered in one or several doses.

The present invention is described in more detail by illustrative Preparative Examples and Examples, to which the present invention is not limited.

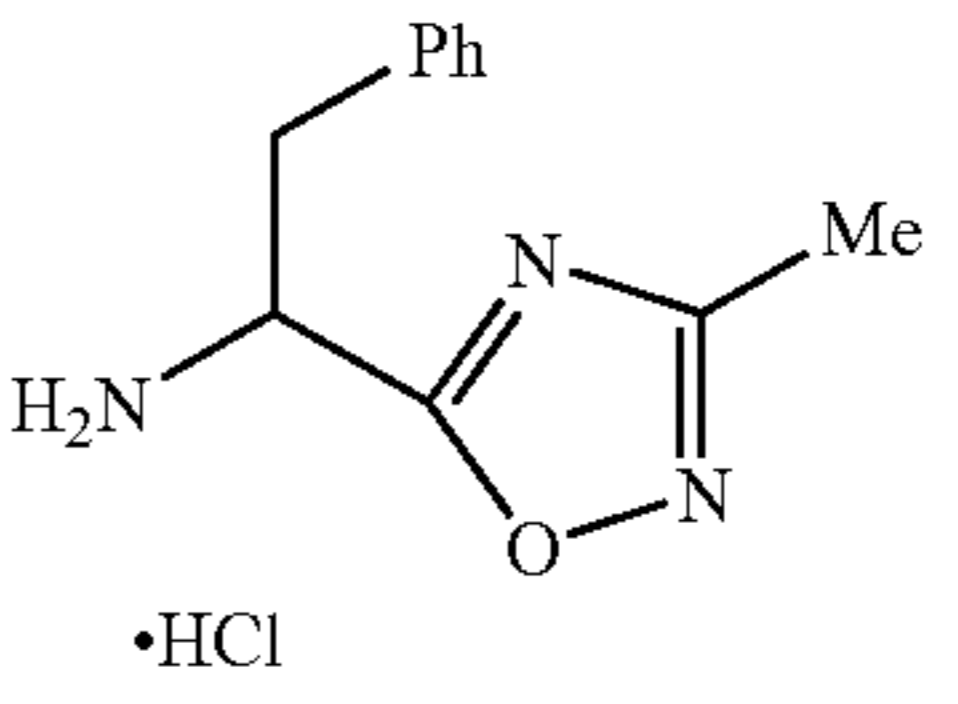
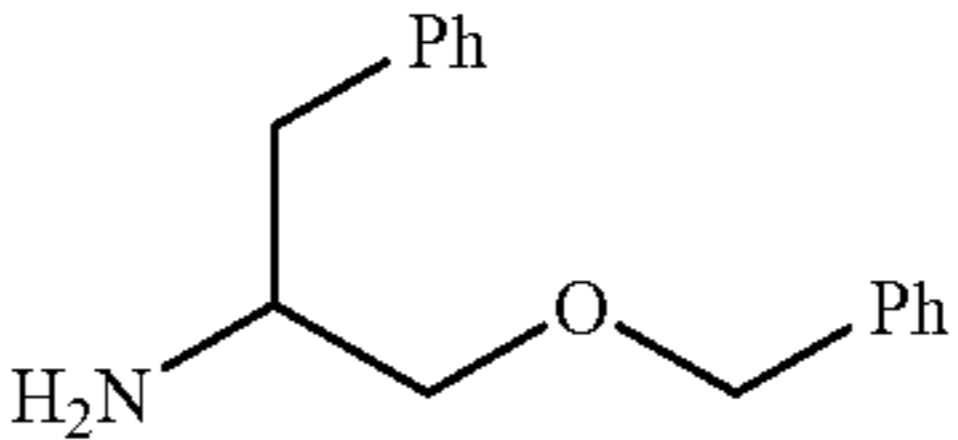
Hereunder follow Preparative Examples of the intermediate compounds shown in Table 1.

TABLE 1

Preparative Example	
1	
2	
3	
4	
5	

34

TABLE 1-continued

Preparative Example	
6	
7	

PREPARATIVE EXAMPLE 1

5-Chloro-2,4-dihydroxy-3-methylbenzoic acid

To a solution of 2,4-dihydroxy-3-methylbenzoic acid methyl ester (9.9 g) in ethyl acetate (100 ml) was added tert-butyl hypochlorite (12.3 ml) under ice-cooling. After stirring for 2 hours, hexane (200 ml) was added, and the mixture was cooled with ice to allow precipitation of crystals. The crystals were collected by filtration, and dissolved in a mixed solvent of methanol (20 ml) and tetrahydrofuran (THF, 20 ml). A 1M lithium hydroxide solution (40 ml) was added to the solution, and the mixture was refluxed under heating for 18 hours. The reaction mixture was concentrated, and a 10% aqueous citric acid solution was added to the residue, which was followed by extraction with ethyl acetate. The organic layer was washed with water and saturated brine, and dried over anhydrous sodium sulfate. The organic layer was concentrated under reduced pressure to give the title compound (4.14 g, yield 37%).

PREPARATIVE EXAMPLE 2

Methyl 2-hydroxybenzoate-4-carboxamide oxime

To a solution of 2-hydroxy-4-cyanobenzoic acid methyl ester (2.00 g) in methanol (30 ml) were added water (6 ml), hydroxylamine hydrochloride (1.57 g) and sodium hydroxide (1.9 g), and the mixture was stirred with heating at 70° C. for 3 hours. The reaction mixture was concentrated, diluted with a 10% aqueous citric acid solution, and filtered. The filtrate was concentrated under reduced pressure, and the residue was purified by silica gel column chromatography (developing solvent: hexane/ethyl acetate=3/2 v/v) to give the title compound (823 mg, yield 35%).

PREPARATIVE EXAMPLE 3

1-tert-Butoxycarbonyl-4-ethylisonipecotic acid
(1) 1-tert-Butoxycarbonyl-4-ethylisonipecotic acid ethyl ester

To a solution of 1-tert-butoxycarbonylisonipecotic acid ethyl ester (576 mg) in THF (15 ml) was added a solution of lithium diisopropylamide (290 mg) in THF (10 ml) in a stream of argon gas at -78° C., and the reaction mixture was stirred at the same temperature for 1 hour. Ethyl iodide (0.36 ml) was added to the above solution at -78° C., and the mixture was stirred for 18 hours. Water was added to the reaction mixture and the mixture was extracted with ethyl acetate. The organic layer was washed successively with 1N hydrochloric acid, water and saturated brine, and dried over

35

anhydrous magnesium sulfate. The organic layer was concentrated under reduced pressure to give the title compound (585 mg, yield 92%).

(2) 1-tert-Butoxycarbonyl-4-ethylisonipecotic acid

To a solution of 1-tert-butoxycarbonyl-4-ethylisonipecotic acid ethyl ester (570 mg) in ethanol (10 ml) was added a 1M lithium hydroxide solution (8 ml), and the mixture was refluxed under heating for 20 hours. Then, the reaction mixture was concentrated, and water was added to the residue. The aqueous layer was washed with ether acidified with 1N hydrochloric acid, and extracted with ether. The organic layer was dried over anhydrous magnesium sulfate, and concentrated under reduced pressure to give the title compound (233 mg, yield 45%).

PREPARATIVE EXAMPLE 4

L-Phenylalanylaminobenzene hydrochloride

To a solution of N-tert-butoxycarbonyl-L-phenylalanine hydrochloride (2.65 g) and aniline (1.02 g) in dimethylformamide (DMF, 50 ml) were added 1-ethyl-3-(3-dimethylaminopropyl)carbodiimide hydrochloride (WSC.HCl) and hydroxybenzotriazole (HOBT, 1.5 g) at room temperature, and the mixture was stirred for 6 hours. Water was added to the reaction mixture and the mixture was extracted with ethyl acetate. The organic layer was washed successively with a 10% aqueous citric acid solution, water, a saturated aqueous sodium hydrogencarbonate solution, water and saturated brine, and dried over anhydrous magnesium sulfate. The solvent was distilled away under reduced pressure to give N-tert-butoxycarbonyl-L-phenylalanyl-amino-benzene. To a solution of the obtained compound in dichloromethane (20 ml) was added trifluoroacetic acid (10 ml) at room temperature, and the mixture was stirred for 1 hour. Toluene (10 ml) was added to the reaction mixture, and the mixture was concentrated under reduced pressure. A 1M hydrogen chloride-ether solution (10 ml) was added to the residue, and crystallization gave the title compound (1.45 g, yield 52%).

PREPARATIVE EXAMPLE 5

L-Phenylalanyl-O-benzylhydroxyamide hydrochloride

The title compound (2.48 g, yield 92%) was obtained in the same manner as in Preparative Example 4 above, using N-tert-butoxycarbonyl-L-phenylalanine (2.65 g) and O-benzylhydroxylamine hydrochloride (1.60 g).

PREPARATIVE EXAMPLE 6

1-(3-Methyl-1,2,4-oxadiazol-5-yl)-2-phenylethylamine hydrochloride

To a solution of acetamide oxime [2.67 g, J. Saunders et al., J. Med. Chem., 33, 1128 (1990)] in THF (125 ml) was added 60% sodium hydride (1.44 g) in oil, and the mixture was refluxed under heating for 1 hour. Then, the reaction mixture was allowed to cool, and a solution of N-tert-butoxycarbonyl-L-phenylalanine methyl ester (8.38 g) in THF (40 ml) was added at room temperature. The mixture was refluxed under heating for 20 minutes. The mixture was allowed to cool, and water (10 ml) was added, which was followed by concentration under reduced pressure. A 10% aqueous citric acid solution was added to the residue, and the mixture was extracted with ethyl acetate. The organic layer was washed with saturated brine, dried over anhydrous sodium sulfate, and concentrated under reduced pressure. The residue was purified by silica gel column chromatography (developing solvent: hexane/ethyl acetate=3/1 v/v) to

36

give 4.43 g of N-tert-butoxycarbonyl-1-(3-methyl-1,2,4-oxadiazol-5-yl)-2-phenylethylamine. This compound was added to a 4N hydrogen chloride-dioxane solution (50 ml), and the mixture was stirred at room temperature for 2 hours. Toluene was added to the reaction mixture, and the mixture was concentrated under reduced pressure. Ether was added to the residue for crystallization to give the title compound (3.25 g, yield 47%).

PREPARATIVE EXAMPLE 7

O-Benzyl-L-phenylalaninol

To a solution of L-phenylalaninol (11.78 g) in THF (200 ml) was gradually added 60% sodium hydride (3.43 g) in oil at room temperature. Twenty minutes later, the reaction mixture was refluxed under heating for 1 hour. Then, the mixture was allowed to cool, followed by gradual addition of benzyl bromide (9.27 ml) under ice-cooling, and stirred at room temperature for 16 hours. The reaction mixture was added to saturated brine, and extracted with ether. The organic layer was extracted with 10% hydrochloric acid. The aqueous layer was made alkaline with an aqueous sodium hydroxide solution, and extracted with ether. The organic layer was washed with saturated brine, dried over anhydrous magnesium sulfate, and concentrated under reduced pressure to give the title compound (14.5 g, yield 77%).

EXAMPLE 1

N-[3,5-Dichloro-2-hydroxy-4-(4-methylaminobutoxy)benzoyl]-L-phenyl-alanine methyl ester hydrochloride

Step 1) 3,5-Dichloro-2-hydroxy-4-(4-tert-butoxycarbonylmethyl-aminobutoxy)benzoic acid methyl ester (VI)

To a solution of 4-tert-butoxycarbonylmethylamino-1-butanol (3 g) and known 3,5-dichloro-2,4-dihydroxybenzoic acid methyl ester (3.85 g) in THF (80 ml) were added triphenylphosphine (4.26 g) and diisopropyl azodicarboxylate (3.2 ml) under ice-cooling, and the mixture was stirred for 16 hours. The reaction mixture was concentrated under reduced pressure, and the residue was purified by silica gel column chromatography (developing solvent: hexane/ethyl acetate=4/1 v/v) to give the title compound (5.2 g, yield 83%).

Step 4) 3,4-Dichloro-2-hydroxy-4-(4-tert-butoxycarbonylmethylamino-butoxy)benzoic acid (VII)

The compound (3.46 g) obtained in the above Step 1) was dissolved in a mixed solvent of methanol (12 ml)-THF (12 ml), and a 1M lithium hydroxide solution (24 ml) was added to the mixture, which was followed by stirring with heating at 60° C. for 2 hours. After cooling with ice, the mixture was concentrated under reduced pressure. A 10% aqueous citric acid solution (50 ml) was added to the residue to acidify same, and the mixture was extracted with ether (50 ml). The organic layer was dried over anhydrous magnesium sulfate, and the solvent was distilled away under reduced pressure to give the title compound (3.22 g, yield 96%).

Step 5) N-[3,5-Dichloro-2-hydroxy-4-(4-tert-butoxycarbonylmethylamino-butoxy)benzoyl]-L-phenylalanine methyl ester (1')

To a solution of the compound (3 g) obtained in the above Step 4), L-phenylalanine methyl ester hydrochloride (1.59 g), WSC.HCl (1.41 g) and HOBT (1 g) in DMF (10 ml) was added dropwise triethylamine (1 ml) at room temperature, and the mixture was stirred for 15 hours. Water (60 ml) was added to the reaction mixture, and the mixture was extracted with ethyl acetate. The organic layer was washed successively with a 10% aqueous citric acid solution, water, a

37

saturated aqueous sodium hydrogencarbonate solution, water and saturated brine, and dried over anhydrous sodium sulfate. Then, the solvent was distilled away under reduced pressure. The residue was purified by silica gel column chromatography (developing solvent: hexane/ethyl acetate=

3/1 v/v to give the title compound (2.72 g, yield 65%).
Step 6) N-[3,5-Dichloro-2-hydroxy-4-(4-methylaminobutoxy)benzoyl]-L-phenylalanine methyl ester hydrochloride (I)

To a solution of the compound (5 g) obtained in the above Step 5) in dioxane (10 ml) was added a 4N hydrogen chloride-dioxane solution (40 ml), and the mixture was stirred at room temperature for 1.5 hours. The reaction mixture was diluted with toluene, and concentrated under reduced pressure. Ether (50 ml) was added to the residue for crystallization to give the title compound (4.2 g, yield 95%, see Table 2).

EXAMPLE 1'

N-[3,5-Dichloro-2-hydroxy-4-(4-methylaminobutoxy)benzoyl]-L-phenylalanine methyl ester hydrochloride

Step 13) N-(3,5-Dichloro-2,4-dihydroxybenzoyl)-L-phenylalanine methyl ester (XVII)

To a solution of 3,4-dichloro-2,4-dihydroxybenzoic acid (17 g), L-phenylalanine methyl ester hydrochloride (19.8 g), WSC.HCl (17.6 g) and HOBT (12.4 g) in DMF (70 ml) was added dropwise triethylamine (12.8 ml) at room temperature, and the mixture was stirred for 16 hours. Then, the mixture was post-treated in the same manner as in the above Example 1, (Step 5) to give the title compound (18.32 g, yield 57%).

Step 14) N-[3,5-Dichloro-2-hydroxy-4-(4-tert-butoxycarbonylmethyl-aminobutoxy)benzoyl]-L-phenylalanine methyl ester (I')

To a solution of the compound (11.0 g) obtained in the above Step 13) and 4-tert-butoxycarbonylmethylamino-1-butanoyl (5.29 g) in THF (100 ml) were added triphenylphosphine (7.51 g) and diisopropyl azodicarboxylate (5.6 ml) under ice-cooling, and the mixture was stirred for 16 hours. The reaction mixture was concentrated under reduced pressure, and the residue was purified by silica gel column chromatography (developing solvent: hexane/ethyl acetate=3/1 v/v) to give the title compound (3.10 g, yield 21%).
Step 6) N-[3,5-Dichloro-2-hydroxy-4-(4-methylaminobutoxy)benzoyl]-L-phenylalanine methyl ester hydrochloride (I)

To a solution of the compound (10 g) obtained in the above Step 14) in dioxane (25 ml) was added dropwise a 4N hydrogen chloride-dioxane solution (88 ml) at room temperature. After 1.5 hours, toluene was added. The solvent was distilled away under reduced pressure, and ether (120 ml) was added to the residue for crystallization to give the title compound (8.4 g, yield 95%).

EXAMPLE 2

N-{3,5-Dichloro-2-hydroxy-4-[2-(4-methylpiperazin-1-yl)ethoxy]-benzoyl}-L-phenylalanine ethyl ester dihydrochloride

Step 1) 3,5-Dichloro-2-hydroxy-4-[2-(4-methylpiperazin-1-yl)ethoxy]benzoic acid methyl ester (VI)

To a solution of 2-(4-methylpiperazin-1-yl) ethanol (14.42 g) and 3,5-dichloro-2,4-dihydroxybenzoic acid methyl ester (52.15 g) in chloroform (400 ml) were added triphenylphosphine (28.85 g) and azodicarboxylic acid diisopropyl (21.7 ml) at room temperature, and the mixture was stirred for 16 hours, 1N Hydrochloric acid (300 ml) was

38

added to the reaction mixture for extraction to give a crude product of the title compound. Step 4) 3,5-Dichloro-2-hydroxy-4-[2-(4-methylpiperazin-1-yl)ethoxy]-benzoic acid (VII)

To the extract of the crude product obtained in the above Step 1) was added a 4M aqueous sodium hydroxide solution (125 ml), and the mixture was stirred under heating at 80° C. for 2 hours. Acetic acid (12.3 g) was further added to the mixture. The mixture was stirred under ice-cooling, and applied to crystallization to give the title compound (27.880 g, yield 79%).

Step 5) N-{3,5-Dichloro-2-hydroxy-4-[2-(4-methylpiperazin-1-yl)ethoxy]-benzoyl}-L-phenylalanine ethyl ester dihydrochloride (I'=I)

To a solution of the compound (958 mg) obtained in the above Step 4), L-phenylalanine ethyl ester hydrochloride (923 mg) and HOBT (445 mg) in acetonitrile (15 ml) was added WSC.HCl (632 mg) at room temperature, and the mixture was stirred for 25 hours. The reaction mixture was concentrated under reduced pressure, and chloroform was added to the residue. The mixture was washed successively with a saturated aqueous sodium hydrogencarbonate solution, water and saturated brine, dried over anhydrous sodium sulfate, and concentrated under reduced pressure. The residue was purified by silica gel column chromatography (developing solvent: chloroform/methanol=10/1 v/v) to give a compound (1.386 g). Then, a 4N hydrogen chloride-ethyl acetate solution was added to a solution of the compound (1.003 g) in acetone (10 ml) for crystallization to give the title compound (1.073 g, yield 93%, see Table 2).

EXAMPLES 3-87

The compounds of Examples 3-87 were prepared in the same manner as in Example 1, Example 1' and Example 2 from the corresponding compounds (see Tables 3-45).

EXAMPLE 88

N-[2-Hydroxy-4-(4-methylaminobutyl)benzoyl]-L-phenylalanine methyl ester hydrochloride
Step 3) 4-[4-(tert-Butoxycarbonylmethylamino)butyl]-2-hydroxybenzoic acid methyl ester (VI)

(1) 4-[4-(tert-Butoxycarbonylmethylamino)-1-butenyl]-2-hydroxybenzoic acid methyl ester

To a solution of [3-hydroxy-4-methoxycarbonyl]benzyl triphenyl-phosphonium bromide (2.537 g), obtained by a known method, in THF (25 ml) was added dropwise a 2M lithium diisopropylamide-THF solution (5.5 ml) in a stream of argon at 0° C., and the mixture was stirred for 30 minutes.

Then, a solution of 4-(tert-butoxycarbonylmethylamino)butylaldehyde (1.123 g), prepared by a known method, in THF (10 ml) was gradually added dropwise at 0° C., and the mixture was stirred at room temperature for 4 hours. A saturated aqueous ammonium chloride solution (1 ml) was gradually added, and the mixture was concentrated under reduced pressure, which was followed by extraction with toluene. The extract was washed with a 10% aqueous citric acid solution and saturated brine, dried over anhydrous sodium sulfate, and concentrated under reduced pressure. The residue was purified by silica gel column chromatography (developing solvent: hexane/ethyl acetate=4/1 v/v) to give the title compound (0.850 g, yield 51%).

(2) 4-[4-(tert-Butoxycarbonylmethylamino)butyl]-2-hydroxybenzoic acid methyl ester

A solution of the compound (0.845 g) obtained in (1) above in methanol (20 ml) was vigorously stirred in the presence of 10% palladium-carbon (0.106 g) in a stream of

39

hydrogen. After filtering through Celite, the mixture was concentrated under reduced pressure, and the residue was purified by silica gel column chromatography (developing solvent: hexane/ethyl acetate=4/1 v/v) to give the title compound (0.810 g, yield 95%).

Step 4) 4-[5-(tert-Butoxycarbonylmethylamino)butyl]-2-hydroxybenzoic acid (VII)

The compound (0.806 g) obtained in the above Step 3) was subjected to the same reaction as the above Example 1, Step 4) to give the title compound (0.760 g, yield 98%). Step 5) N-[2-Hydroxy-4-(4-tert-butoxycarbonylmethylaminobutyl)benzoyl]-L-phenylalanine methyl ester (I')

The compound (0.753 g) obtained in the above Step 4) and L-phenylalanine methyl ester hydrochloride (0.552 g) was subjected to the same reaction as in the above Example 1, Step 5) to give the title compound (0.714 g, yield 63%). Step 6) N-[2-Hydroxy-4-(4-methylaminobutyl)benzoyl]-L-phenylalanine methyl ester hydrochloride (I)

The compound (0.128 g) obtained in the above Step 5) was subjected to the same reaction as in the above Example 1, Step 6) to give the title compound (0.87 g, yield 78%, see Table 46).

EXAMPLES 89, 90

The compounds of Examples 89 and 90 were prepared in the same manner as in Example 88 from the corresponding compounds (see Tables 46-47).

EXAMPLE 91

N-[3,5-Dichloro-2-hydroxy-4-(5-methylaminopentyl)benzoyl]-L-phenylalanine methyl ester hydrochloride
Step 11) 4-[5-(tert-Butoxycarbonylmethylamino)pentyl]-3,5-dichloro-2-hydroxybenzoic acid methyl ester (VI)

To a solution of 4-[5-(tert-butoxycarbonylmethylamino)pentyl]-2-hydroxybenzoic acid methyl ester (3.95 g), obtained in the same manner as in the above Example 88, Step 3), in acetonitrile (35 ml) was added sulfuric chloride (9 ml) at room temperature, and the mixture was refluxed under heating at 60° C. for 1 hour. Toluene was added to the reaction mixture and the mixture was concentrated under reduced pressure. Dichloromethane (85 ml) was added to the residue. Then, triethylamine (7.85 ml) and di-tert-butyl dicarbonate (4.9 g) were added, and the mixture was stirred at room temperature for 1 hour. Water (50 ml) was added to the reaction mixture for washing, and the mixture was dried over anhydrous sodium sulfate, and concentrated under reduced pressure. The residue was purified by silica gel column chromatography (developing solvent: hexane/ethyl acetate=4/1 v/v) to give the title compound (2.319 g, yield 50%).

Step 4) 4-[5-(tert-Butoxycarbonylmethylamino)pentyl]-3,5-dichloro-2-hydroxybenzoic acid (VII)

The compound (2.319 g) obtained in the above Step 11) was subjected to the same reaction as in the above Example 1, Step 4) to give the title compound (1.994 g, yield 89%). Step 5) N-[4-(5-tert-Butoxycarbonylmethylaminopentyl)-3,5-dichloro-2-hydroxybenzoyl]-L-phenylalanine methyl ester (I')

The compound (2.874 g) obtained in the above Step 4) and L-phenylalanine methyl ester hydrochloride (1.522 g) was subjected to the same reaction as in the above Example 1, Step 5) to give the title compound (3.441 g, yield 86%). Step 6) N-[3,5-Dichloro-2-hydroxy-4-(5-methylaminopentyl)benzoyl]-L-phenylalanine methyl ester hydrochloride (I)

40

The compound 3.426 g) obtained in the above Step 5) was subjected to the same reaction as in the above Example 1, Step 6) to give the title compound (2.525 g, yield 83%, see Table 48).

EXAMPLES 92-104

The compounds of Examples 92-104 were prepared in the same manner as in Example 91 from the corresponding compounds (see Tables 48-54).

EXAMPLE 105

N-[2-Benzoyloxy-3,5-dichloro-4-(4-methylaminobutoxy)benzoyl]-L-phenylalanine methyl ester hydrochloride

Step 12) N-[2-Benzoyloxy-3,5-dichloro-4-(4-tert-butoxycarbonylmethylaminobutoxy)benzoyl]-L-phenylalanine methyl ester (I')

To a solution of the compound (212 mg), obtained in the above Example 1, Step 5), in dichloromethane (3 ml) were added pyridine (60 µl) and benzoyl chloride (80 µl) at room temperature, and the mixture was stirred for 30 minutes. Water (5 ml) was added to the reaction mixture and the mixture was extracted with ethyl acetate. The organic layer was washed successively with a 10% aqueous citric acid solution, a saturated aqueous sodium hydrogencarbonate solution, water and saturated brine, and dried over anhydrous magnesium sulfate. Then, the solvent was distilled away under reduced pressure. The residue was purified by silica gel column chromatography (developing solvent: hexane/ethyl acetate-3/1 v/v) to give the title compound (224 mg, yield 95%).

Step 6) N-[2-Benzoyloxy-3,5-dichloro-4-(4-methylaminobutoxy)benzoyl]-L-phenylalanine methyl ester hydrochloride (I)

The compound (224 mg) obtained in the above step 12) was subjected to the same reaction as in the above Example 1, Step 6) to give the title compound (159 mg, yield 83%, see Table 55).

EXAMPLES 106-125

The compounds of Examples 106-125 were prepared in the same manner as in Example 105 from the corresponding compounds (see Tables 55-65).

EXAMPLE 126

N-[3,5-Dichloro-2-hydroxy-4-(4-methylaminobutoxy)benzoyl]-L-phenylalanine hydrochloride

Step 6) N-[3,5-Dichloro-2-hydroxy-4-(4-methylaminobutoxy)benzoyl]-L-phenylalanine hydrochloride (I)

To a solution of N-[3,5-dichloro-2-hydroxy-4-(4-tert-butoxy-carbonylmethylaminobutoxy)benzoyl]-L-phenylalanine tert-butyl ester (490 mg), obtained in the same manner as in the above Example 1, Step 5), in dichloromethane (8 ml) was added trifluoroacetic acid (4 ml) at room temperature, and the mixture was stirred for 14 hours. Toluene was added to the reaction mixture and the mixture was concentrated under reduced pressure. A 1M hydrogen chloride-ether solution (5 ml) was added to the residue for crystallization to give the title compound (250 mg, yield 67%, see Table 66).

EXAMPLES 127-135

The compounds of Examples 127-135 were prepared in the same manner as in Example 126 from the corresponding compounds (see Tables 66-70).

41

EXAMPLE 136

N-[3,5-Dichloro-2-hydroxy-4-(4-methylaminobutylamino)benzoyl]-L-phenylalanine methyl ester dihydrochloride

Step 16) N-[2-Hydroxy-4-(4-tert-butoxycarbonylmethylaminobutylamino)-benzoyl]-L-phenylalanine methyl ester (I')

A solution of N-[(4-amino-2-hydroxy)benzoyl]-L-phenylalanine methyl ester (1.11 g) obtained in the same manner as in the above Example 1', Step 13) and 4-tert-butoxycarbonylmethylamino-1-butylaldehyde (711 mg) in methanol (20 ml) was stirred at room temperature in a stream of argon for 4 hours. 10% Palladium-carbon (200 mg) was added to the reaction mixture, and the mixture was subjected to catalytic hydrogenation using hydrogen gas under atmospheric pressure. Four hours later, the reaction mixture was filtered, and the filtrate was concentrated under reduced pressure. The residue was purified by silica gel column chromatography (developing solvent: hexane/ethyl acetate=3/2 v/v) to give the title compound (900 mg, yield 51%).

Step 11) N-[3,5-Dichloro-2-hydroxy-4-(4-tert-butoxycarbonylmethyl-aminobutylamino)benzoyl]-L-phenylalanine methyl ester (I')

To a solution of the compound (900 mg) obtained in the above Step 16) in dichloromethane (20 ml) was added dropwise tert-butyl hypochlorite (0.46 ml) under ice-cooling, and the mixture was stirred under ice-cooling for 50 minutes. The reaction mixture was washed with water and saturated brine, and dried over anhydrous sodium sulfate. The solvent was distilled away under reduced pressure, and the residue was purified by silica gel column chromatography (developing solvent: hexane/ethyl acetate-3/1 v/v) to give the title compound (830 mg, yield 82%).

Step 6) N-[3,5-Dichloro-2-hydroxy-4-(4-methylaminobutylamino)benzoyl]-L-phenylalanine methyl ester dihydrochloride (I)

To a solution of the compound (280 mg) obtained in the above Step 11) in chloroform (5 ml) was added trifluoroacetic acid (2.5 ml) at room temperature, and the mixture was stirred for 20 minutes. Toluene was added to the reaction mixture and the mixture was concentrated under reduced pressure. A 1M hydrogen chloride-ether solution was added to the residue for crystallization to give the title compound (218 mg, yield 82%, see Table 71).

EXAMPLE 137

The compound of Example 137 was prepared in the same manner as in Example 136 from the corresponding compound (see Table 7).

EXAMPLE 138

N-[3,5-Dichloro-2-hydroxy-4-(4-aminobutoxy)benzoyl]-L-phenyl-alanylaminobenzene hydrochloride

3,5-Dichloro-2-hydroxy-4-(4-tert-butoxycarbonylaminobutoxy)-benzoic acid (347 mg) obtained in the same manner as in the above Example 1, Step 4) and L-phenylalanylaminobenzene hydrochloride (268 mg) were subjected to the same reaction as in the above Example 1, Step 5) and Step 6) to give the title compound (284 mg, yield 58%, see Table 72).

EXAMPLES 139-142

The compounds of Examples 139-142 were prepared in the same manner as in Example 138 from the corresponding compounds (see Tables 72-74).

42

EXAMPLE 143

N-[3,5-Dichloro-2-hydroxy-4-(4-methylaminobutoxy)benzoyl]-L-phenylalanylhydroxyamide

Step 5) N-[3,5-Dichloro-2-hydroxy-4-(4-benzyloxycarbonylmethylamino-butoxy)benzoyl]-L-phenylalanyl-O-benzylhydroxylamide (I')

3,5-Dichloro-2-hydroxy-4-(4-benzyloxycarbonylaminobutoxy)benzoic acid (237 mg) obtained in the same manner as in the above Example 1, Step 4) and L-phenylalanyl-O-benzylhydroxyamide hydrochloride (203 mg) were subjected to the same reaction as in the above Example 1, Step 5) to give the title compound (325 mg, yield 59%).

Step 6) N-[3,5-Dichloro-2-hydroxy-4-(4-methylaminobutoxy)benzoyl]-L-phenylalanylhydroxyamide (I)

To a solution of the compound 210 mg) obtained in the above Step 5) in methanol (5 ml) was added palladium hydroxide (42 mg), and the mixture was subjected to catalytic hydrogenation using hydrogen gas under atmospheric pressure. Twelve hours later, the reaction mixture was filtered, and the filtrate was concentrated under reduced pressure. Methanol-ether was added to the residue for crystallization to give the title compound (188 mg, yield 62%, see Table 74).

EXAMPLE 144

N-[4-(4-Aminobutoxy)-3,5-dichloro-2-hydroxybenzoyl]-1-(3-methyl-1,2,4-oxadiazol-5-yl)-2-phenylethylamine hydrochloride

3,5-Dichloro-2-hydroxy-4-(4-tert-butoxycarbonylaminobutoxy)-benzoic acid (394 mg) obtained in the same manner as in the above Example 1, Step 4) and 1-(3-methyl-1,2,4-oxadiazol-5-yl)-2-phenylethylamine hydrochloride (240 mg) were subjected to the same reaction as in the above Example 1, Step 5) and Step 6) to give the title compound (229 mg, yield 58%, see Table 75).

EXAMPLE 145

N-[4-(4-Aminobutoxy)-3,5-dichloro-2-hydroxybenzoyl]-L-phenyl-alaninol hydrochloride

3,5-Dichloro-2-hydroxy-4-(4-tert-butoxycarbonylaminobutoxy)-benzoic acid (394 mg) obtained in the same manner as in the above Example 1, Step 4) and O-benzyl-L-phenylalaninol (242 mg) were subjected to the same reaction as in the above Example 1, Step 5), Example 99, Step 6) and Example 1, Step 6) to give the title compound (190 mg, yield 42%, see Table 75).

EXAMPLE 146

(2S)-3-Phenyl-2-[5-(4-aminobutoxy)-3-hydroxy-2-naphthoylamino]-propionic acid methyl ester hydrochloride

Step 13) (2S)-3-Phenyl-2-(3,5-dihydroxy-2-naphthoylamino)propionic acid methyl ester (XVII)

A solution of 3,5-dihydroxy-2-naphthoic acid (4.08 g), L-phenylalanine methyl ester hydrochloride (4.74 g), WSC.HCl (4.22 g), HOBt (2.97 g) and N-methylmorpholine (2.41 ml) in DMF (200 ml) was stirred at room temperature for 16 hours. Water was added to the reaction mixture, and the mixture was extracted with ethyl acetate. The organic layer was washed successively with a 10% aqueous citric acid solution, water, a saturated aqueous sodium hydrogencarbonate solution, water and saturated brine, dried over anhydrous sodium sulfate, and concen-

43

trated under reduced pressure. The residue was purified by silica gel column chromatography (developing solvent: hexane/ethyl acetate=1/1 v/v) to give the title compound (4.42 g, yield 61%).

Step 14) (2S)-3-Phenyl-2-[5-(4-tert-butoxycarbonylamino)butoxy]-3-hydroxy-2-naphthoylamino]propionic acid methyl ester (I')

To a solution of the compound (1.83 g) obtained in the above Step 13), triphenylphosphine (1.31 g) and 4-tert-butoxycarbonylaminoethyl alcohol (473 mg) in THF (25 ml) was added dropwise diisopropyl azodicarboxylate (0.98 ml) at room temperature. After stirring at room temperature for 16 hours, the reaction mixture was concentrated under reduced pressure, and the residue was purified by silica gel column chromatography (developing solvent: hexane/ethyl acetate=2.1 v/v) to give the title compound (375 mg, yield 30%).

Step 6) (2S)-3-Phenyl-2-[5-(4-aminobutoxy)-3-hydroxy-2-naphthoylamino]-propionic acid methyl ester hydrochloride (I)

To a solution of the compound (375 mg) obtained in the above Step 14) in THF (5 ml) was added a 4N hydrogen chloride-dioxane solution (5 ml), and the mixture was stirred at room temperature for 3 hours. The mixture was concentrated under reduced pressure. Ether was added to the residue for crystallization to give the title compound (187 mg, yield 57%, see Table 76).

EXAMPLE 147

N-[4-[4-(4-Methylaminobutoxy)phenyl]benzoyl]-L-phenylalanine ethyl ester hydrochloride

Step 13) 4-(4-Hydroxyphenyl)benzoyl-L-phenylalanine ethyl ester (XVII)

To a solution of 4-(4-hydroxyphenyl)benzoic acid (3.0 g) and L-phenylalanine ethyl ester hydrochloride (3.38 g) in DMF (30 ml) were added WSC.HCl (2.7 g), HOBT (1.89 g) and triethylamine (2 ml), and the mixture was stirred at room temperature for 14 hours. Water was added to the reaction mixture and the mixture was extracted with ethyl acetate. The organic layer was washed successively with a 10% aqueous citric acid solution, water, a saturated aqueous sodium hydrogen-carbonate solution, water and saturated brine, dried over magnesium sodium sulfate, and concentrated under reduced pressure to give a crude product of the title compound.

Step 15) N-[4-[4-(4-tert-butoxycarbonylmethylaminobutoxy)phenyl]benzoyl]-L-phenylalanine ethyl ester (I')

To a solution of the crude product obtained in the above Step 13) in DMF (30 ml) were added 4-(tert-butoxycarbonylmethylamino)butyl bromide (4.46 g) and potassium carbonate (4.65 g), and the mixture was stirred at room temperature for 14 hours. Ethyl acetate was added to the reaction mixture. The mixture was washed successively with water, a 10% aqueous citric acid solution and saturated brine, and dried over anhydrous sodium sulfate. The organic layer was concentrated under reduced pressure, and the residue was purified by silica gel column chromatography (developing solvent: hexane/ethyl acetate=3/1 v/v) to give the title compound (967 mg, yield 10%).

Step 6) N-[4-[4-(4-Methylaminobutoxy)phenyl]benzoyl]-L-phenylalanine ethyl ester hydrochloride (I)

To a solution of the compound (140 mg) obtained in the above Step 14) in THF (2 ml) was added a 4N hydrogen chloride-dioxane solution (2 ml). The mixture was stirred at room temperature for 4 hours, and concentrated under reduced pressure. Ether was added to the residue for crystallization to give the title compound (71 mg, yield 58%, see Table 76).

44

EXAMPLE 148

(2S)-3-Phenyl-2-[4-[5-(4-methylaminobutyl)-1,2,4-oxadiazol-3-yl]-2-hydroxybenzoylamino]propionic acid ethyl ester hydrochloride

Step 9) Methyl 2-hydroxybenzoate-4-carboxamide O-(4-tert-butoxycarbonylmethylaminovaleryl) oxime (XV)

A solution of 4-tert-butoxycarbonylmethylaminovaleric acid (255 mg), methyl 2-hydroxybenzoate-4-carboxamide oxime (210 mg), WSC.HCl (211 mg) and 4-dimethylaminopyridine (DMAP, 135 mg) in dichloromethane (5 ml) was stirred at room temperature for 16 hours. Water was added to the reaction mixture and the mixture was extracted with ethyl acetate. The organic layer was washed successively with a 10% aqueous citric acid solution water, a saturated aqueous sodium hydrogencarbonate solution, water and saturated brine, dried over anhydrous sodium sulfate, and concentrated under reduced pressure. The residue was purified by silica gel column chromatography (developing solvent: hexane/ethyl acetate=1/1 v/v) to give the title compound (229 mg, yield 54%).

Step 10) 2-Hydroxy-4-[5-(4-tert-butoxycarbonylmethylaminobutyl)-1,2,4-oxadiazol-3-yl]benzoic acid methyl ester (VI')

A solution of the compound (224 mg) obtained in the above Step 9) in toluene (20 ml) was refluxed under heating for 16 hours. The reaction mixture was allowed to cool, and concentrated under reduced pressure. The residue was purified by silica gel column chromatography (developing solvent: hexane/ethyl acetate=3/1 v/v) to give the title compound (148 mg, yield 69%).

Step 4) 2-Hydroxy-4-[5-(4-tert-butoxycarbonylmethylaminobutyl)-1,2,4-oxadiazol-3-yl]benzoic acid (VII)

To a solution of the compound (146 mg) obtained in the above Step 10) in ethanol (10 ml) was added a 1M lithium hydroxide solution (5 ml), and the mixture was refluxed under heating for 2 hours. The reaction mixture was concentrated under reduced pressure, and a 10% aqueous citric acid solution was added to the residue, which was followed by extraction with ethyl acetate. The organic layer was washed with water, and dried over anhydrous sodium sulfate. The organic layer was concentrated under reduced pressure to give the title compound (140 mg, yield 99%).

Step 5) (2S)-3-Phenyl-2-[4-[5-(4-tert-butoxycarbonylmethylaminobutyl)-1,2,4-oxadiazol-3-yl]-2-hydroxybenzoylamino]propionic acid ethyl ester (I')

A solution of the compound (140 mg) obtained in the above Step 4) L-phenylalanine ethyl ester hydrochloride (92 mg), WSC.HCl (77 mg), HOBT (54 mg) and triethylamine (0.056 ml) in DMF (1.5 ml) was stirred at room temperature for 15 hours. Water was added to the reaction mixture and the mixture was extracted with ethyl acetate. The organic layer was washed successively with a 10% aqueous citric acid solution water, a saturated aqueous sodium hydrogen-carbonate solution, water and saturated brine, dried over anhydrous sodium sulfate, and concentrated under reduced pressure. The residue was purified by silica gel column chromatography (developing solvent: hexane/ethyl acetate=2/1 v/v) to give the title compound (174 mg, yield 85%).

Step 6) (2S)-3-Phenyl-2-[4-[5-(4-methylaminobutyl)-1,2,4-oxadiazol-3-yl]-2-hydroxybenzoylamino]propionic acid ethyl ester hydrochloride (I)

To a solution of the compound (172 mg) obtained in the above Step 5) in THF (2 ml) was added a 4N hydrogen chloride-dioxane solution (2 ml), and the mixture was stirred at room temperature for 3 hours. The reaction mixture was concentrated under reduced pressure, and ether was added to

45

the residue for crystallization to give the title compound (1.33 mg, yield 87%, see Table 77).

EXAMPLES 149-151

The compounds of Examples 149-151 were prepared in the same manner as in Example 148 from the corresponding compounds (see Tables 77-78).

EXAMPLE 152

(2S)-2-[2-(3-Methylaminopropylsulfanyl)benzoxazole-5-carbonyl-amino]-3-phenylpropionic acid ethyl ester hydrochloride

Step 2) 1-(3-tert-Butoxycarbonylmethylaminopropylsulfanyl)-5-ethoxycarbonylbenzoxazole (VI)

To a solution of 5-ethoxycarbonyl-2-mercaptobenzoxazole (670 mg) in DMF was added 60% sodium hydride (126 mg) in oil under ice-cooling, and the mixture was stirred for 30 minutes. A solution of 3-tert-butoxycarbonylmethylaminopropyl chloride (623 mg) in DMF was added to the reaction mixture, and the mixture was stirred with heating at 60° C. for 18 hours. Ethyl acetate was added to the reaction mixture, and the organic layer was washed with water and dried over anhydrous sodium sulfate. The organic layer was concentrated under reduced pressure, and the residue was purified by silica gel column chromatography (developing solvent: hexane/ethyl acetate=4/1 v/v) to give the title compound (594 mg, yield 50%).

Step 4) 2-(3-tert-Butoxycarbonylmethylaminopropylsulfanyl)-5-carboxybenzoxazole (VII)

To a mixed solution of the compound (562 mg) obtained in the above Step 2) in ethanol (2 ml)-THF (2 ml) was added a 1M lithium hydroxide solution, and the mixture was stirred with heating at 60° C. for 1 hour. The reaction mixture was concentrated under reduced pressure, and ethyl acetate and a 10% aqueous citric acid solution were added. The organic layer was dried over anhydrous sodium sulfate, and concentrated under reduced pressure to give the title compound (465 mg, yield 98%).

Step 5) (2S)-2-[2-(3-tert-Butoxycarbonylmethylaminopropylsulfanyl)-benzoxazole-5-carboxylamino]-3-phenylpropionic acid ethyl ester (I')

A solution of the compound (465 mg) obtained in the above Step 4), L-phenylalanine ethyl ester hydrochloride (302 mg), WSC.HCl (250 mg), HOBT (176 mg) and triethylamine (0.18 ml) in DMF was stirred at room temperature for 14 hours. Water was added to the reaction mixture and the mixture was extracted with ethyl acetate. The organic layer was washed successively with a 10% aqueous citric acid solution, water, a saturated aqueous sodium hydrogencarbonate solution, water and saturated brine, dried over anhydrous sodium sulfate, and concentrated under reduced pressure. The residue was purified by silica gel column chromatography (developing solvent: hexane/ethyl acetate=4/1 v/v) to give the title compound (240 mg, yield 40%).

Step 6) (2S)-2-[2-(3-Methylaminopropylsulfanyl)benzoxazole-5-carboxyl-amino]-3-phenylpropionic acid ethyl ester hydrochloride (I)

To a solution of the compound (231 mg) obtained in the above Step 5) in THF (5 ml) was added a 4N hydrogen chloride-dioxane solution (5 ml), and the mixture was stirred at room temperature for 4 hours. The reaction mixture was

46

concentrated under reduced pressure, and ether was added for crystallization to give the title compound (136 mg, yield 67%, see Table 79).

EXAMPLES 153-154

The compounds of Examples 153-154 were prepared in the same manner as in Example 152 from the corresponding compounds (see Tables 79-80).

EXAMPLE 155

N-[3,5-Dichloro-2-hydroxy-4-(3-piperazinylpropionyloxy)benzoyl]-L-phenylalanine ethyl ester dihydrochloride

Step 18) N-[3,5-Dichloro-2-hydroxy-4-[3-(4-tert-butoxycarbonyl-piperazinyl)propionyloxy]benzoyl]-L-phenylalanine ethyl ester (I')

To a solution of N-(3,5-dichloro-2,4-dihydroxybenzoyl)-L-phenyl-alanine ethyl ester (398 mg) obtained in the same manner as in the above Example I', Step 13) 3-(4-tert-butoxycarbonylpiperazinyl)propionic acid (258 mg) and 4-dimethylaminopyridine (147 mg) in DMF (4 ml) was added WSC.HCl (230 mg) under ice-cooling, and the mixture was stirred at room temperature for 2 hours. Ethyl acetate (40 ml) was added to the reaction mixture, and the mixture was washed successively with water, a saturated aqueous sodium hydrogencarbonate solution, water and saturated brine. The reaction mixture was dried over anhydrous sodium sulfate, and the solvent was distilled away under reduced pressure. The residue was purified by silica gel column chromatography (developing solvent: ethyl acetate/hexane=1/1 v/v) to give the title compound (258 mg, yield 40%).

Step 6) N-[3,5-Dichloro-2-hydroxy-4-(3-piperazinylpropionyloxy)benzoyl]-L-phenylalanine ethyl ester dihydrochloride (I)

To a solution of the compound (258 mg) obtained in the above Step 18) in dichloromethane (2 ml) was added trifluoroacetic acid (2 ml), and the mixture was stirred at room temperature for 10 minutes. The solvent was distilled away under reduced pressure, and 1M hydrogen chloride-ether (3 ml) was added for crystallization to give the title compound (173 mg, yield 70%, see Table 81).

EXAMPLES 156-158

The compounds of Examples 156-158 were prepared in the same manner as in Example 155 from the corresponding compounds (see Tables 81-82).

The structures and physical properties for the compounds of the above Examples are shown in the following Tables 2-82.

In the Tables, Me, Et, Ph, Bn and Ac mean methyl, ethyl, phenyl, benzyl and acetyl, respectively.

TABLE 2

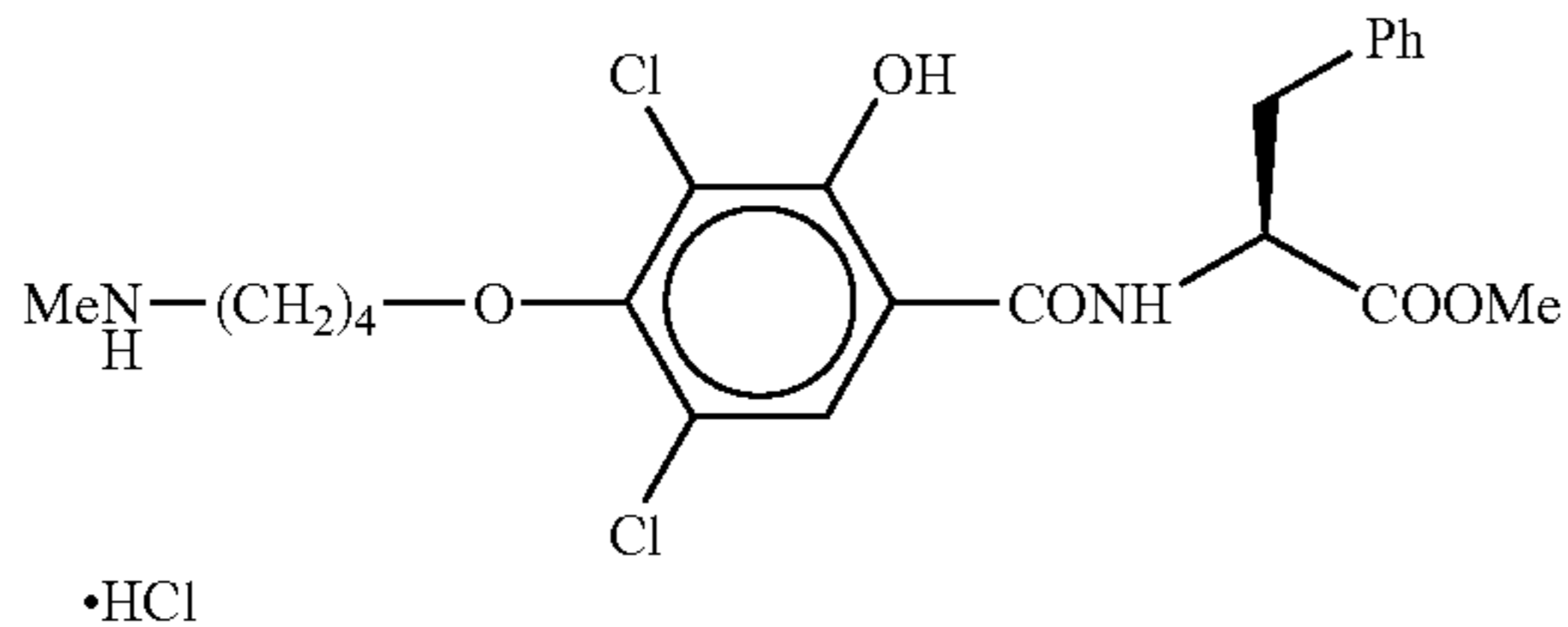
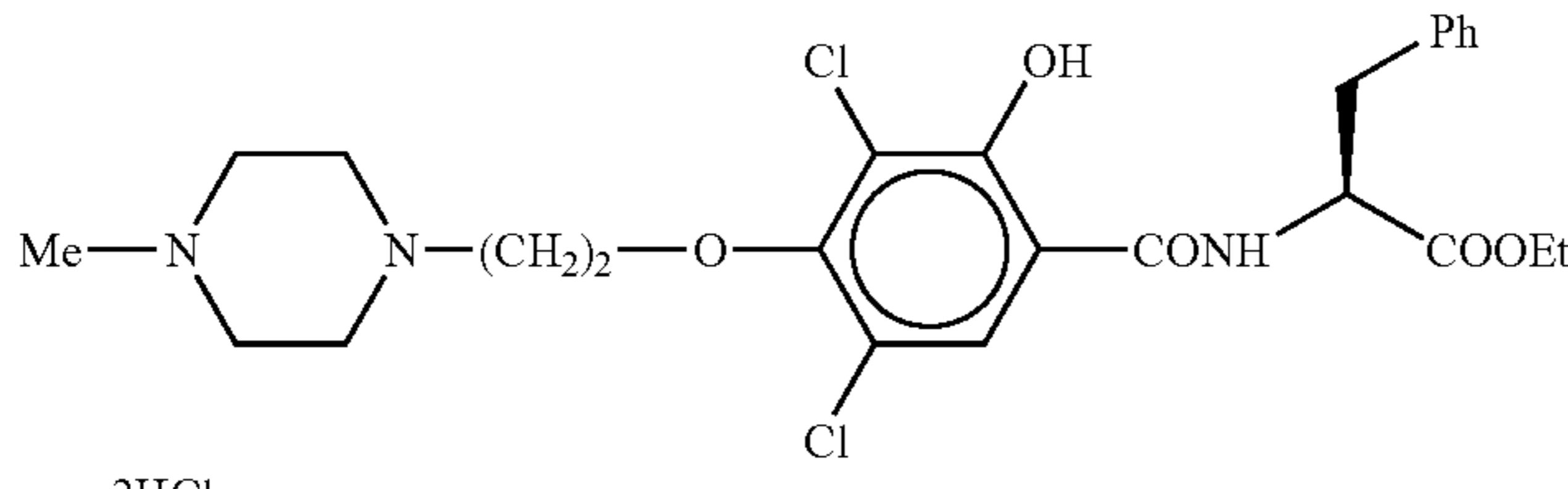
Ex. No.	Compound	¹ H-NMR δ (ppm), 300 MHz	IR (cm ⁻¹)	FAB-MS	Elemental analysis (%)
1	 <p>•HCl</p>	DMSO-d ₆ 1.82(4H, bs) 2.56(3H, t, J=5.4Hz) 2.96(2H, bs) 3.04–3.28(2H, m) 3.66(3H, s) 4.05(2H, bs) 4.72–4.82(1H, m) 8.17(1H, s) 8.48(2H, bd) 9.44(1H, bs) 13.35(1H, s)	KBr 3422 2953 1742 1637 1458 1219	469 (free base, MH ⁺)	C ₂₂ H ₂₆ Cl ₂ N ₂ O ₅ ·HCl Calculated C, 52.24 H, 5.38 N, 5.53 Found C, 52.05 H, 5.37 N, 5.51
2	 <p>•2HCl</p>	DMSO-d ₆ 1.14(3H, t, J=6.0Hz) 2.81(3H, s) 3.0–3.60(10H, m) 4.11(2H, q, J=6.0Hz) 4.34(2H, brs) 4.68–4.78(1H, m) 7.19–7.29(5H, m) 8.22(1H, s) 9.46(1H, d, J=7.0Hz) 13.40(1H, brs)	KBr 3406 2957 2372 1736 1642 1458	524 (free base, MH ⁺)	C ₂₅ H ₃₁ Cl ₂ N ₂ O ₅ ·2HCl Calculated C, 50.27 H, 5.57 N, 7.03 Found C, 50.19 H, 5.74 N, 6.93

TABLE 3

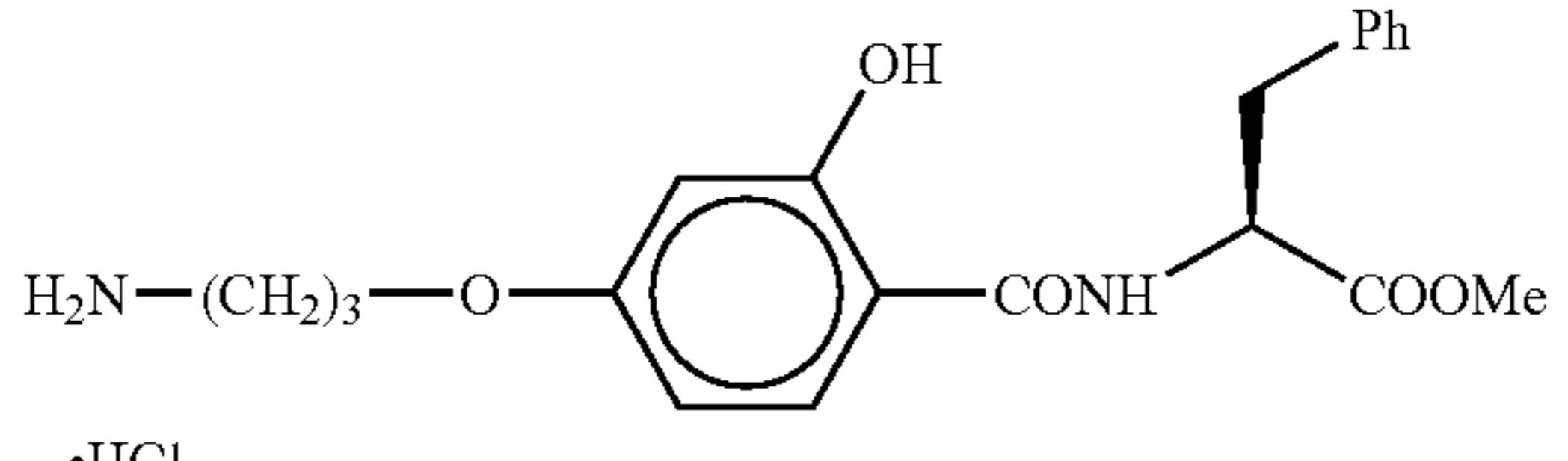
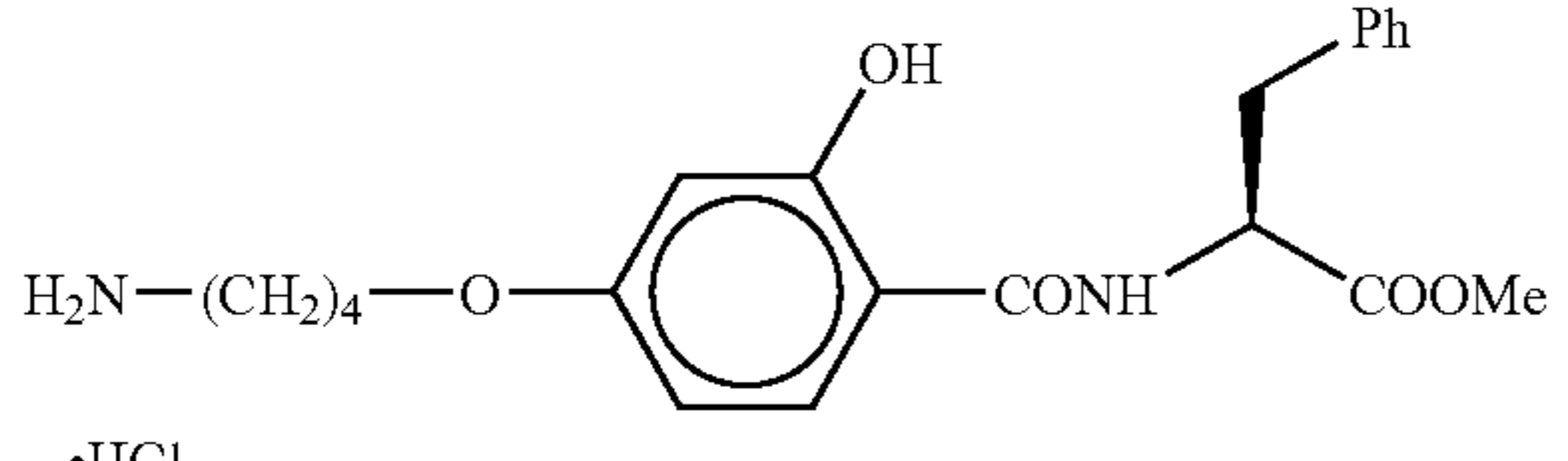
Ex. No.	Compound	¹ H-NMR δ (ppm), 300 MHz	IR (cm ⁻¹)	FAB-MS	Elemental analysis (%)
3	 <p>•HCl</p>	DMSO-d ₆ 1.86–2.04(2H, m) 2.82–2.92(2H, m) 3.02–3.18(2H, m) 3.64(3H, s) 4.06–4.37(2H, m) 4.72–4.84(1H, m) 6.42–6.52(2H, m) 7.16–7.34(5H, m) 7.65(1H, d, J=8.5Hz) 7.96(3H, brs) 8.21(1H, d, J=7.4Hz) 10.24(1H, s)	KBr 3383 1739 1632 1607 1534 1498	372 (free base, MH ⁺)	
4	 <p>•HCl</p>	DMSO-d ₆ 1.46–1.73(4H, m) 2.63–2.86(2H, m) 3.00–3.18(2H, m) 3.64(3H, s) 3.92–4.11(2H, m) 4.78–4.89(1H, m) 6.43–6.53(2H, m) 7.10–7.34(5H, m) 7.75(1H, d, J=8.5Hz) 7.82–8.04(3H, brs) 8.22(1H, d, J=7.0Hz) 10.24(1H, s)	KBr 3378 1630 1604 1534 1498	386 (free base, MH ⁺)	

TABLE 4

Ex. No.	Compound	¹ H-NMR δ (ppm), 300 MHz	IR (cm ⁻¹)	FAB-MS	Elemental analysis (%)
5	 <chem>CCCCCNCOc1ccc(O)c(CNC(Cc2ccccc2)C(=O)OC)c1</chem> •HCl	DMSO-d ₆ 1.18–1.42(2H, m) 1.43–1.54(4H, m) 2.62–2.78(2H, m) 3.02–3.21(2H, m) 3.67(3H, s) 3.91–4.08(2H, m) 4.82–4.94(1H, m) 6.42–6.52(2H, m) 7.20–7.36(3H, m) 7.78(1H, d, J=8.4Hz) 7.80–7.94(3H, brs) 8.24(1H, d, J=7.3Hz) 10.25(1H, s)	KBr 1630 1604 1534 1498 1201	400 (free base, MH ⁺)	
6	 <chem>CCCCCCNCOc1ccc(O)c(CNC(Cc2ccccc2)C(=O)OC)c1</chem> •HCl	DMSO-d ₆ 1.14–1.34(4H, m) 1.40–1.61(4H, m) 2.66–2.80(2H, m) 3.01–3.16(2H, m) 3.92–4.04(2H, m) 4.80–4.90(1H, m) 6.44(1H, d, J=2.2Hz) 6.48(1H, dd, J=8.4, 2.2Hz) 7.10–7.32(5H, m) 7.77(1H, d, J=8.4Hz) 7.85(3H, brs) 8.24(1H, d, J=7.4Hz) 10.22(1H, brs)	KBr 3378 1630 1605 1534 1498 1181	414 (free base, MH ⁺)	

TABLE 5

Ex. No.	Compound	¹ H-NMR δ (ppm), 300 MHz	IR (cm ⁻¹)	FAB-MS	Elemental analysis (%)
7	 <chem>CN(C)CCCCOc1cc(O)c(Cl)c(CNC(Cc2ccccc2)C(=O)OC)c1</chem> •HCl	DMSO-d ₆ 1.71–1.88(4H, m) 2.48–2.57(3H, m) 2.90–3.01(2H, m) 3.10–3.25(2H, m) 3.66(3H, s) 4.16(2H, t, J=6Hz) 4.69–4.76(1H, m) 6.78(1H, d, J=9Hz) 7.16–7.32(5H, m) 7.94(1H, d, J=9Hz) 8.70(2H, brs) 9.26(1H, d, J=9Hz) 13.35(1H, s)	Neat 2954 1728 1642 1589 1548 1497	435 (free base, MH ⁺)	
8	 <chem>CN(C)CCCCOc1cc(O)c(Cl)c(CNC(Cc2ccccc2)C(=O)OCC)c1</chem> •HCl	DMSO-d ₆ 1.14(3H, t, J=6Hz) 1.72–1.88(4H, m) 2.49–2.55(3H, m) 2.90–3.02(2H, m) 3.10–3.24(2H, m) 4.11(2H, q, J=6Hz) 4.17(2H, t, J=6Hz) 4.65–4.73(1H, m) 6.79(1H, d, J=9Hz) 7.17–7.32(5H, m) 7.95(1H, d, J=9Hz) 8.09(2H, brs) 9.23(1H, d, J=6Hz) 13.37(1H, s)	Neat 2958 1773 1641 1588 1547 1497	449 (free base, MH ⁺)	

TABLE 6

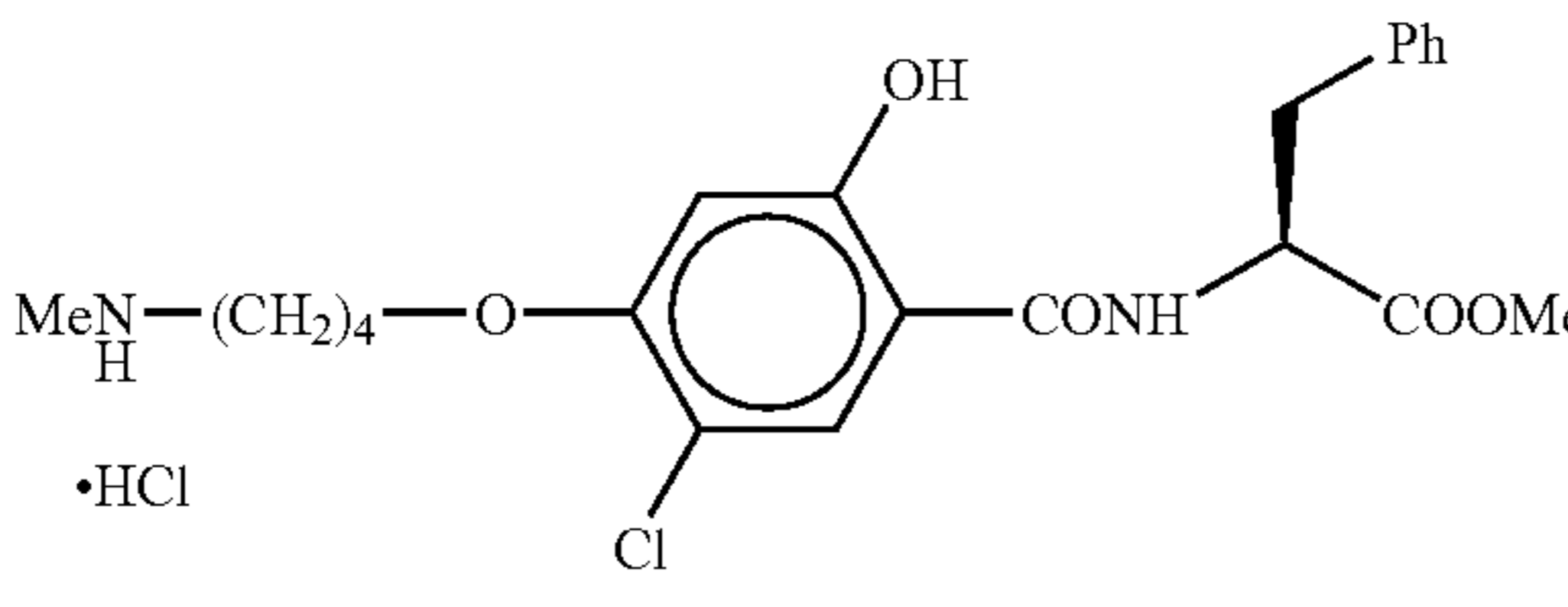
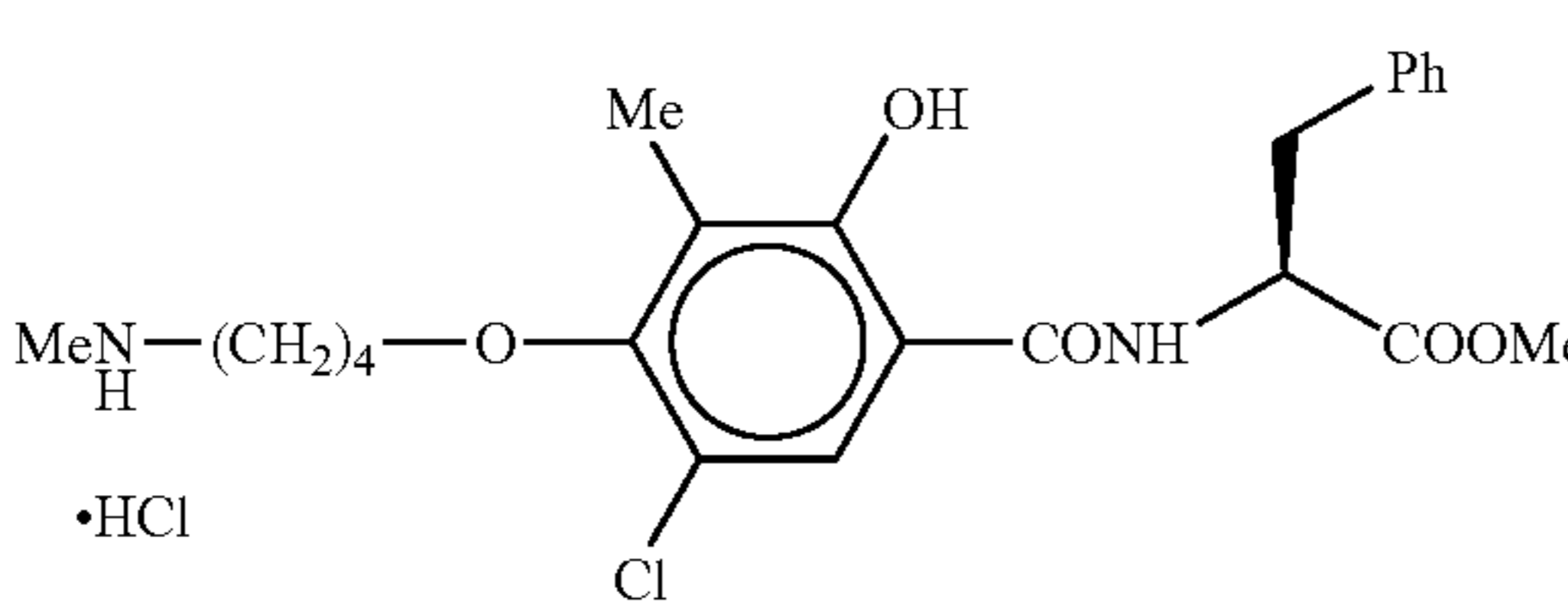
Ex. No.	Compound	¹ H-NMR δ (ppm), 300 MHz	IR (cm ⁻¹)	FAB-MS	Elemental analysis (%)
9		DMSO-d ₆ 1.70–1.86(4H, m) 2.53(3H, s) 2.92–3.02(2H, m) 3.05–3.23(2H, m) 3.65(3H, s) 4.07–4.17(2H, m) 4.68–4.78(1H, m) 6.65(1H, s) 8.60(2H, brs) 8.99(1H, d, J=7.0Hz) 12.49(1H, brs)		435 (free base, MH ⁺)	
10		DMSO-d ₆ 1.78–1.84(4H, m) 2.09(3H, s) 2.53(3H, bs) 2.95(2H, bs) 3.08–3.24(2H, m) 3.66(3H, s) 3.88–3.94(2H, m) 4.68–4.82(1H, m) 7.18–7.32(5H, m) 8.03(1H, s) 8.78(2H, bs) 9.29(1H, d, J=7.7Hz) 12.92(1H, s)	KBr 2950 2783 1745 1637 1544 1465 1369 1264	449 (free base, MH ⁺)	

TABLE 7

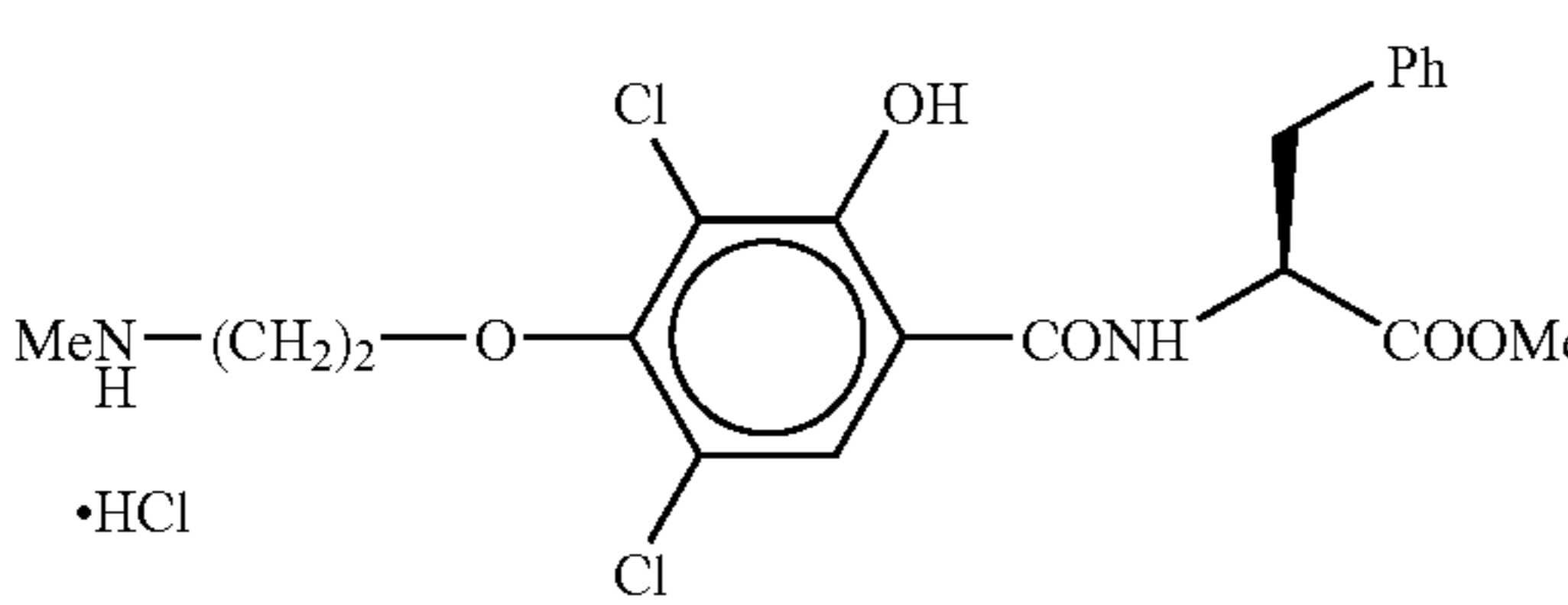
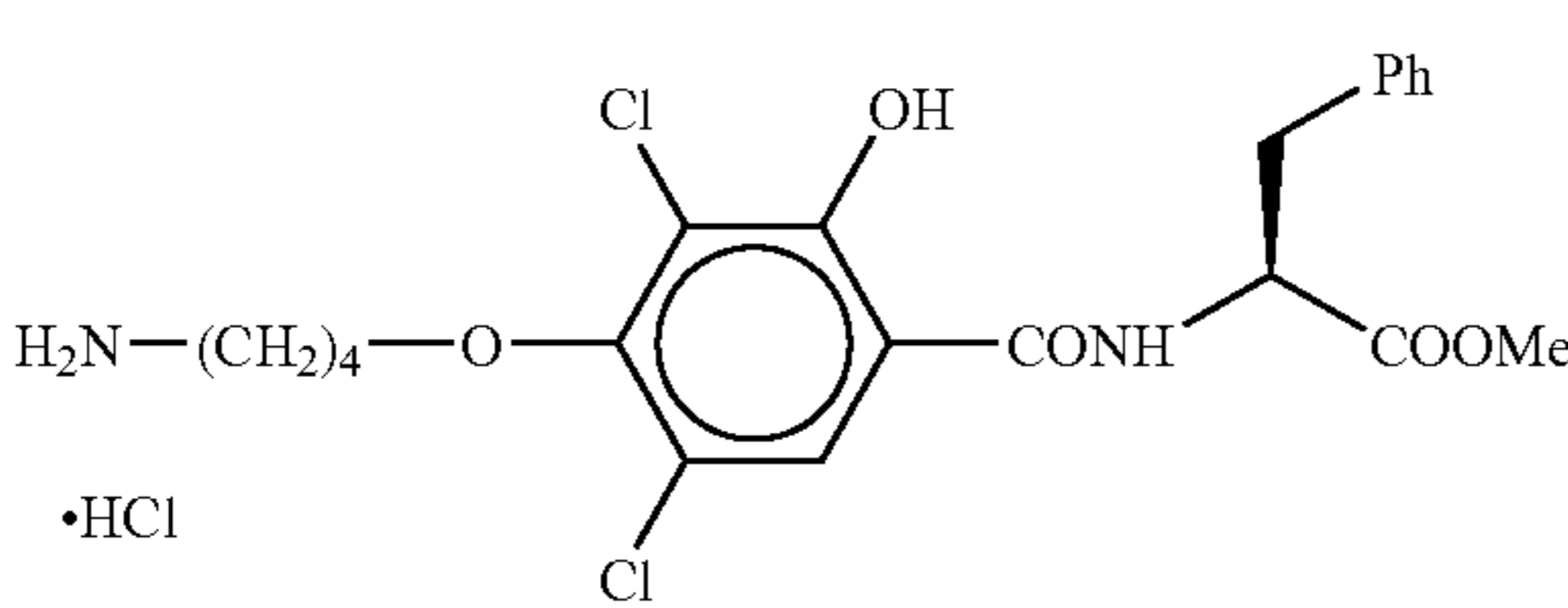
Ex. No.	Compound	¹ H-NMR δ (ppm), 300 MHz	IR (cm ⁻¹)	FAB-MS	Elemental analysis (%)
11		DMSO-d ₆ 2.65–2.69(3H, m) 3.09–3.22(2H, m) 3.36–3.42(2H, m) 3.64–3.67(3H, m) 3.66(3H, s) 4.28(2H, t, J=6.0Hz) 4.74–4.81(1H, m) 7.19–7.29(5H, m) 8.23(1H, s) 8.95–9.03(2H, m) 9.53(1H, d, J=5.0Hz) 13.38(1H, s)	KBr 3422 2952 2730 1744 1942 1585 1458 1353 1221	441 free base, MH ⁺)	C ₂₀ H ₂₂ Cl ₂ N ₂ O ₅ .HCl Calculated C, 50.28 H, 4.85 N, 5.86 Found C, 50.19 H, 4.69 N, 5.74
12		DMSO-d ₆ 1.65–1.95(4H, m) 2.77–2.94(2H, m) 3.15(1H, dd, J=14.0, 9.0Hz) 3.24(1H, dd, J=14.0, 6.0Hz) 3.66(3H, s) 4.00–4.14(2H, m) 4.65–4.90(1H, m) 7.15–7.40(5H, m) 7.87(3H, brs) 8.19(1H, s) 9.45(1H, d, J=6.0Hz) 13.35(1H, s)	KBr 2953 1641 1585 1542 1457 1355 1221	455 free base, MH ⁺)	C ₂₁ H ₂₄ Cl ₂ N ₂ O ₅ .HCl Calculated C, 53.29 H, 5.12 N, 5.70 Found C, 50.78 H, 5.17 N, 5.58

TABLE 8

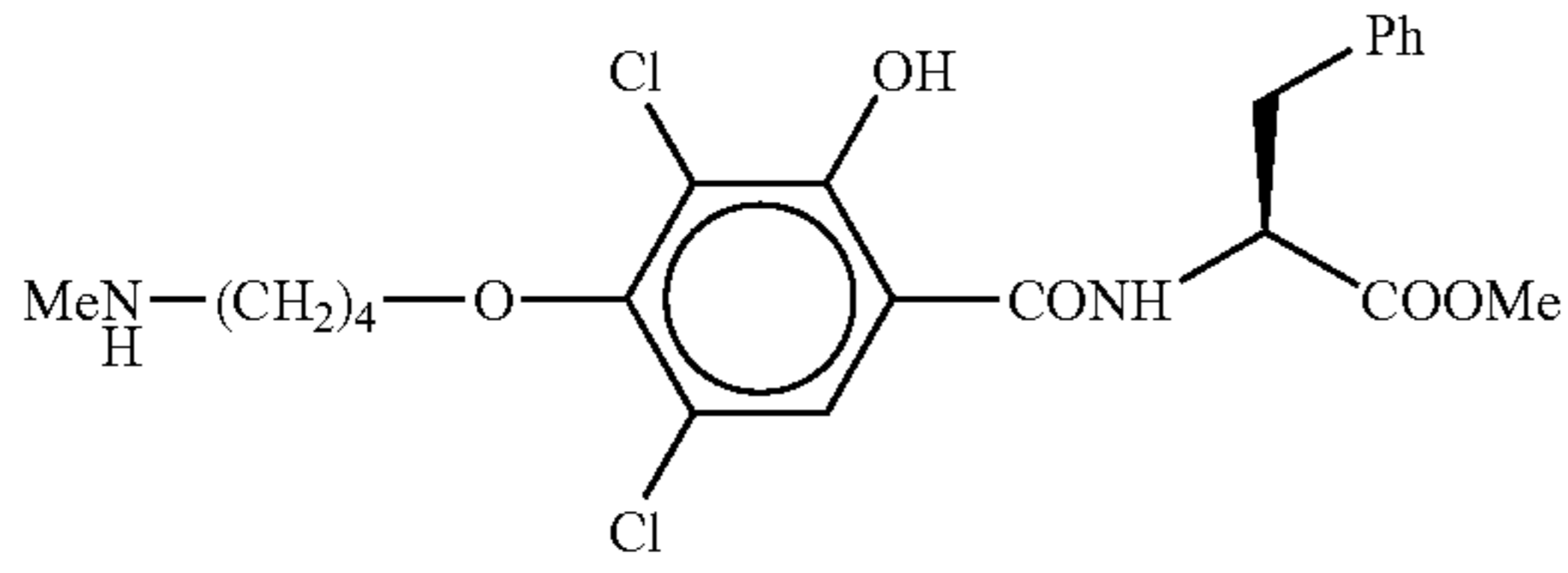
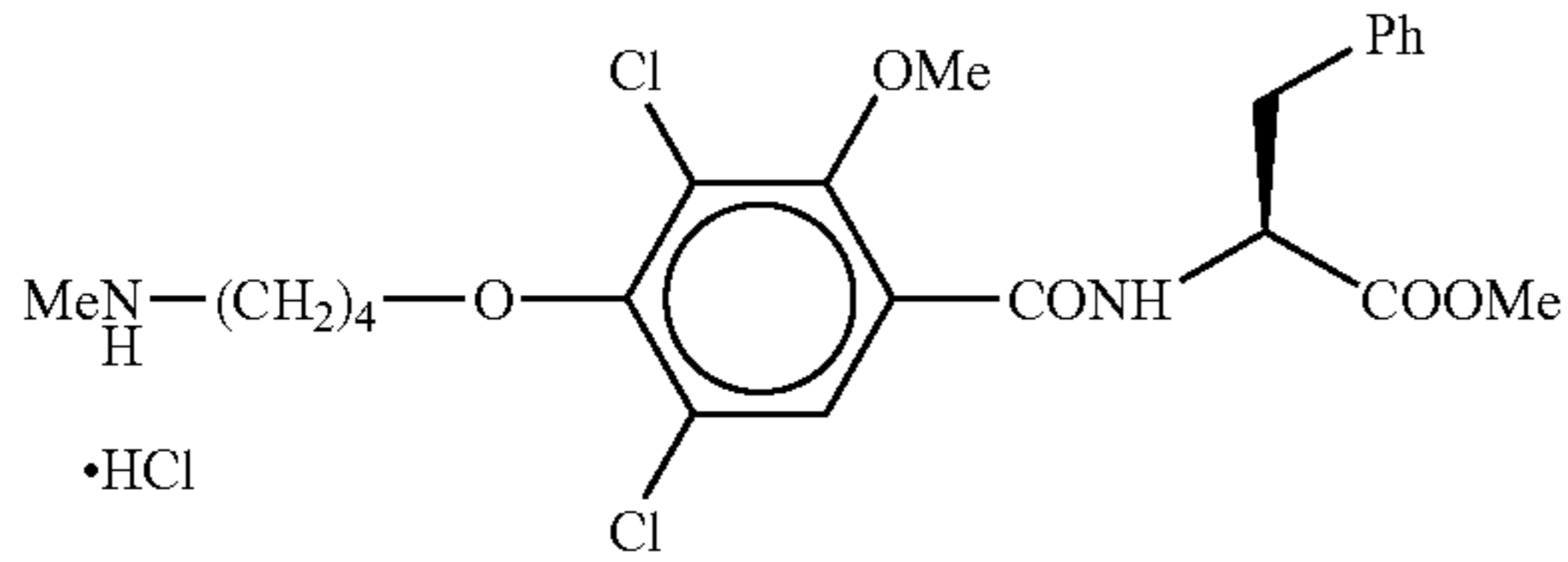
Ex. No.	Compound	¹ H-NMR δ (ppm), 300 MHz	IR (cm ⁻¹)	FAB-MS	Elemental analysis (%)
13		DMSO-d ₆ 1.63–1.95(4H, m) 2.55(3H, s) 2.92–3.07(4H, m) 3.57(3H, s) 3.88(2H, t, J=6.0Hz) 4.65–4.71(1H, m) 7.18–7.30(6H, m) 7.50(1H, s) 8.41(1H, brds) 12.25–12.27(1H, m)	KBr 3423 2951 1743 1618 1571 1541 1434 1205 1065	469 (MH ⁺)	
14	 •HCl	DMSO-d ₆ 1.84(4H, s) 2.54(3H, s) 2.90–3.25(4H, m) 3.58(3H, s) 3.68(3H, s) 4.02(2H, m) 4.76(1H, m) 7.20–7.32(5H, m) 7.41(1h, m) 8.75(1H, d, J=9Hz)		483 (free base, MH ⁺)	

TABLE 9

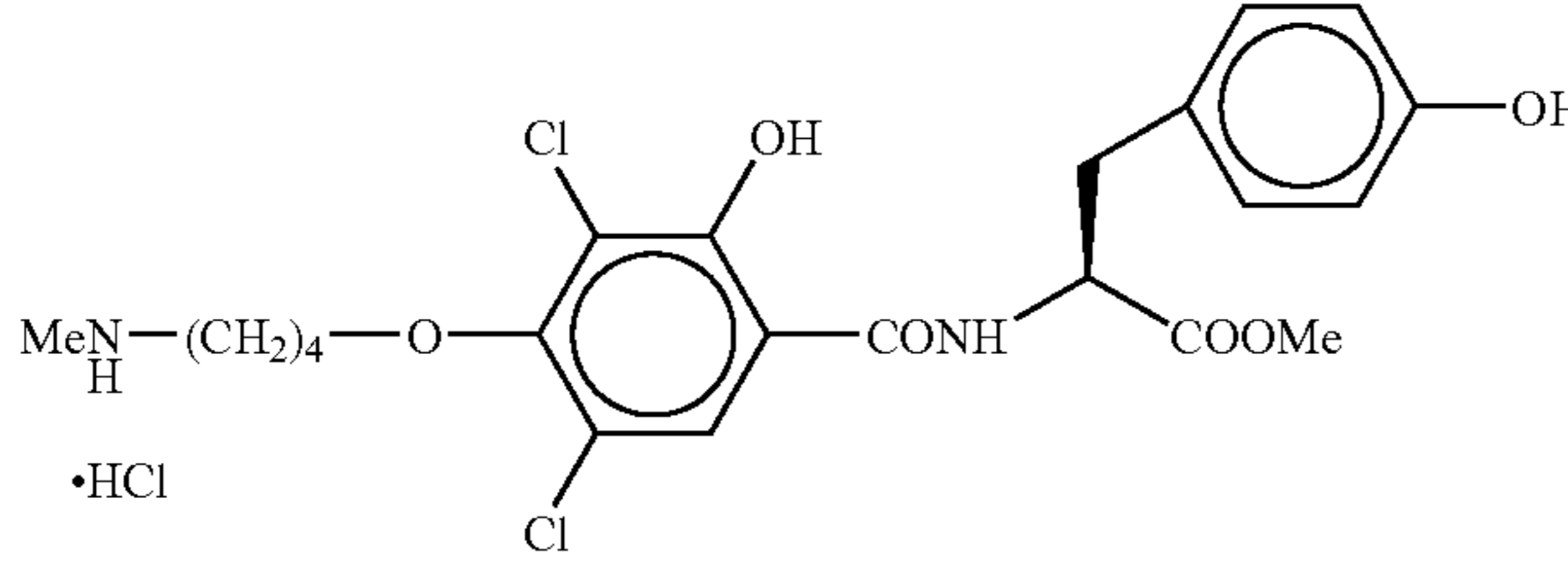
Ex. No.	Compound	¹ H-NMR δ (ppm), 300 MHz	IR (cm ⁻¹)	FAB-MS	Elemental analysis (%)
15	 •HCl	DMSO-d ₆ 1.79–1.89(4H, m) 2.55(2H, t, J=6.0Hz) 2.85–3.00(2H, m) 3.06(3H, dd, J=15.5, 8.4Hz) 3.57(3H, s) 3.65(3H, s) 4.01–4.11(1H, m) 4.50–4.53(2H, m) 4.59–4.71(1H, m) 6.66(2H, d, J=9.0Hz) 7.06(2H, d, J=6.0Hz) 8.20(1H, brs) 8.65(2H, brs) 9.26(1H, s) 9.40(1H, d, J=4.0Hz) 13.37(1H, s)	KBr 1640 1586 1515 1458 1354 1221	485 (free base, MH ⁺)	C ₂₂ H ₂₆ Cl ₂ N ₂ O ₆ ·HCl Calculated C, 50.64 H, 5.22 N, 5.37 Found C, 49.62 H, 5.29 N, 5.46

TABLE 10

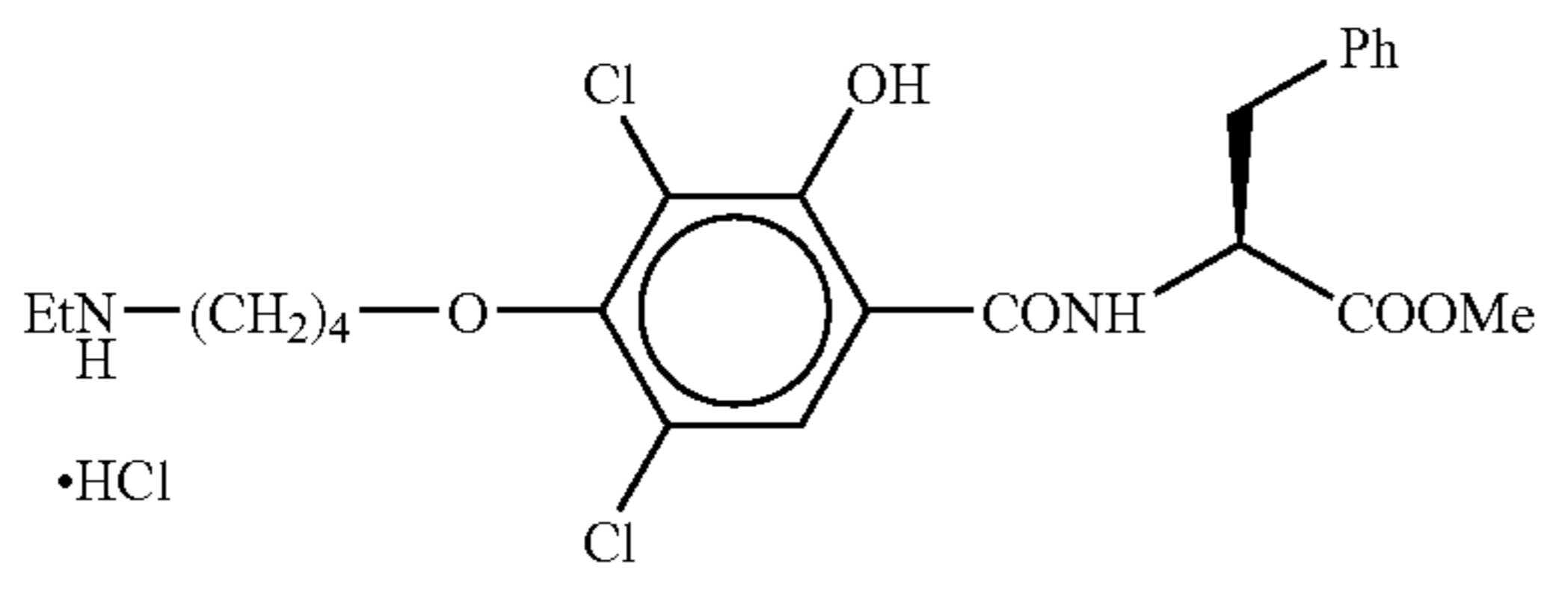
Ex. No.	Compound	¹ H-NMR δ (ppm), 300 MHz	IR (cm ⁻¹)	FAB-MS	Elemental analysis (%)
16	 •HCl	DMSO-d ₆ 1.20(3H, t, J=6.0Hz) 1.82–1.88(4H, m) 2.92–2.95(4H, m) 3.09–3.33(2H, m) 3.66(3H, s) 4.03–4.07(2H, m) 4.71–4.79(1H, m) 7.19–7.29(5H, m) 8.20(1H, s) 8.58–8.76(2H, m) 9.48(1H, d, J=6.0Hz) 13.35(1H, s)	KBr 2954 1747 1641 1584 1542 1458 1354 1219	483 (free base, MH ⁺)	C ₂₅ H ₂₈ Cl ₂ N ₂ O ₅ ·HCl Calculated C, 53.14 H, 5.62 N, 5.39 Found C, 52.54 H, 5.50 N, 5.40

TABLE 10-continued

Ex. No. Compound	¹ H-NMR δ (ppm), 300 MHz	IR (cm ⁻¹)	FAB- MS	Elemental analysis (%)
17 	CDCl ₃ 1.80-1.91(2H, m) 1.95-2.07(2H, m) 2.59(6H, s) 2.96-3.13(2H, m) 3.18-3.32(2H, m) 3.73(3H, s) 3.96-4.07(2H, m) 5.15(1H, t, J=6Hz) 7.10-7.30(5H, m) 7.85(1H, s) 9.97(1H, brs)	Neat 2952 2360 1743 1633 1437	483 (MH ⁺)	

TABLE 11

Ex. No. Compound	¹ H-NMR δ (ppm), 300 MHz	IR (cm ⁻¹)	FAB- MS	Elemental analysis (%)
18 	CDCl ₃ 1.90-2.01(2H, m) 2.13-2.25(2H, m) 2.83(6H, s) 3.13-3.30(4H, m) 3.81(3H, s) 4.09(2H, t, J=6Hz) 5.02(1H, q, J=7Hz) 7.14-7.43(7H, m) 7.48(1H, s)	Neat 3241 2955 2671 1743 1640 1584 1461	483 (free base, MH ⁺)	C ₂₃ H ₂₈ Cl ₂ N ₂ O ₅ ·HCl Calculated C, 53.14 H, 5.62 N, 5.39 Found C, 53.24 H, 5.63 N, 5.34
19 	DMSO-d ₆ 1.14(3H, t, J=6.0Hz) 1.70-1.95(4H, m) 2.80-2.95(2H, m) 3.05-3.28(2H, m) 3.95-4.15(4H, m) 4.60-4.75(1H, m) 7.18-7.40(5H, m) 7.91(3H, brs) 8.21(1H, s) 9.47(1H, d, J=6.0Hz) 13.36(1H, s)	KBr 2961 1722 1706 1643 1544 1459 1354 1216	469 (free base, MH ⁺)	C ₂₂ H ₂₆ Cl ₂ N ₂ O ₅ ·HCl Calculated C, 52.34 H, 5.19 N, 5.55 Found C, 51.62 H, 5.41 N, 5.48

TABLE 12

Ex. No. Compound	¹ H-NMR δ (ppm), 300 MHz	IR (cm ⁻¹)	FAB- MS	Elemental analysis (%)
20 	DMSO-d ₆ 1.20(3H, t, J=7Hz) 1.81(4H, brs) 2.55-3.39(7H, m) 3.96(2H, brs) 4.01-4.28(2, 3H, m) 5.15(0.7H, m) 6.94-7.39(5H, m) 7.9(3H, brs) 10.14(1H, brs)	KBr 3422 2959 1736 1627 1447 1406 1333 1182	483 (free base, MH ⁺)	C ₂₃ H ₂₆ Cl ₂ N ₂ O ₅ ·HCl Calculated C, 53.14 H, 5.62 N, 5.39 Found C, 52.85 H, 5.69 N, 5.24

TABLE 12-continued

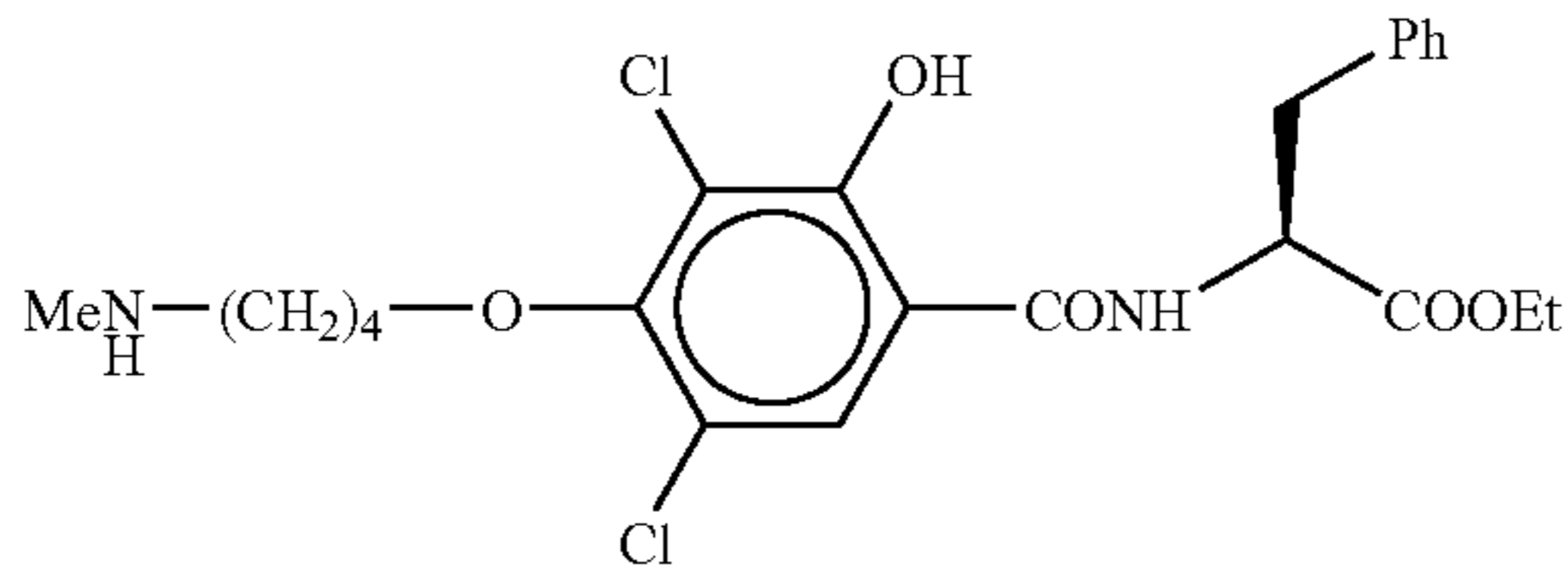
Ex. No.	Compound	¹ H-NMR δ (ppm), 300 MHz	IR (cm ⁻¹)	FAB-MS	Elemental analysis (%)
21		CDCl ₃ 1.16(3H, t, J=8Hz) 1.50–1.75(4H, m) 2.38(3H, s) 2.90–3.05(2H, m) 3.26(2H, dq, J=12Hz) 3.30–3.45(2H, m) 4.00–4.10(2H, m) 5.02–5.10(1H, m) 7.10–7.15(2H, m) 7.20–7.30(3H, m) 8.00(1H, s) 10.76(1H, brs)		483 (MH ⁺)	

TABLE 13

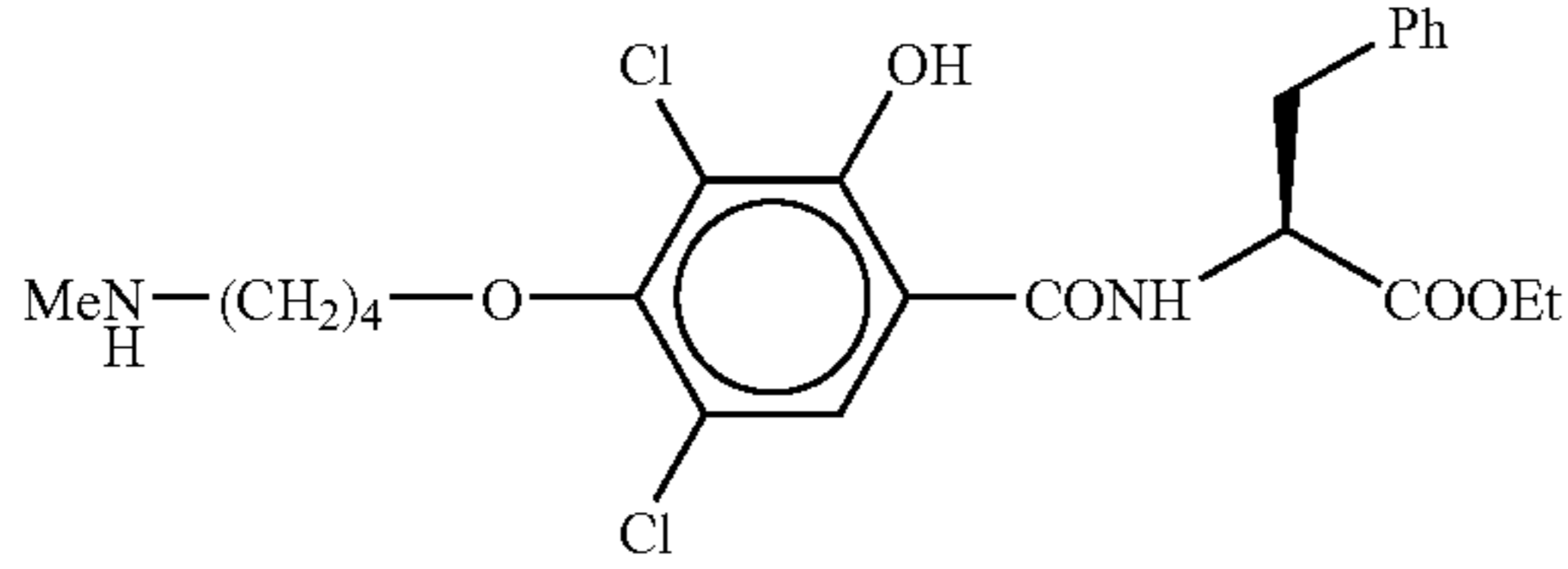
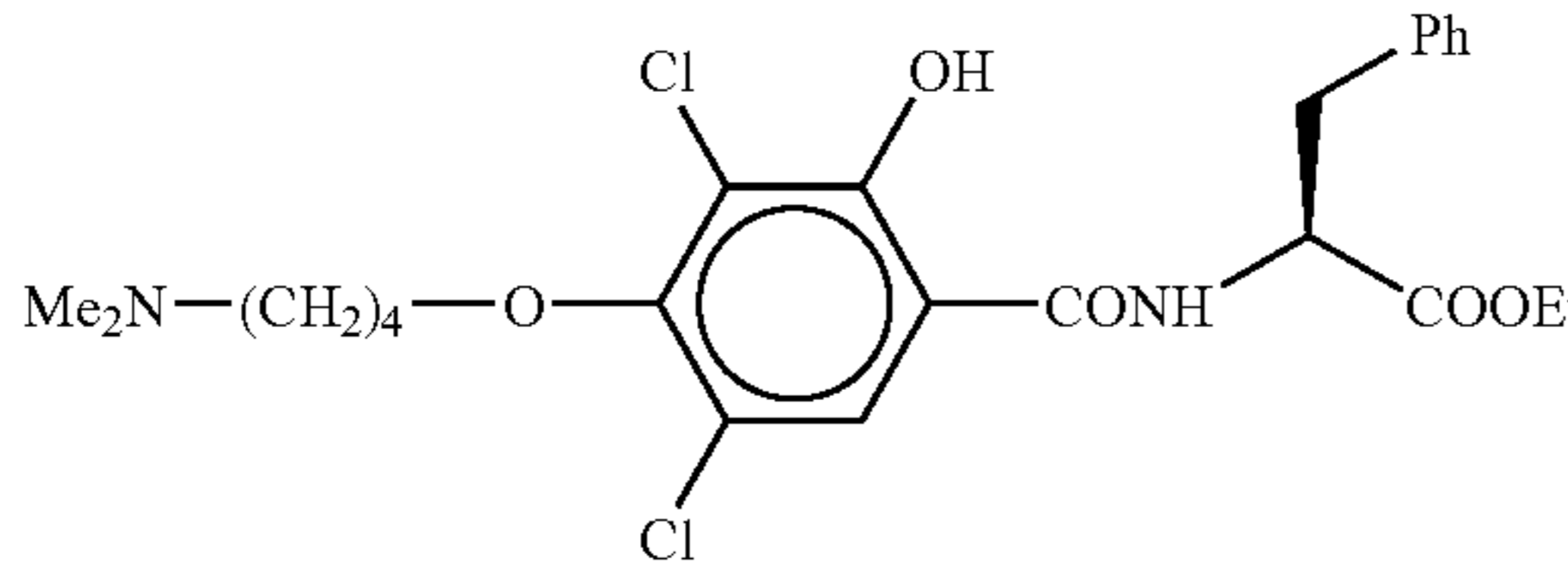
Ex. No.	Compound	¹ H-NMR δ (ppm), 300 MHz	IR (cm ⁻¹)	FAB-MS	Elemental analysis (%)
22	 •HCl	DMSO-d ₆ 1.14(3H, t, J=6.0Hz) 1.77–1.91(4H, m) 2.54(3H, t, J=6.0Hz) 2.89–3.00(2H, m) 3.13(1H, dd, J=9.0, 15.0Hz) 3.22(1H, dd, J=6.6, 15.0Hz) 4.00–4.11(2H, m) 4.08(2H, q, J=6.0Hz) 4.68–4.79(1H, m) 7.18–7.32(5H, m) 8.21(1H, s) 8.72(2H, brs) 9.48(1H, d, J=6.9Hz) 13.36(1H, s)	KBr 1740 1584 1459 1352 1216	483 (free base, MH ⁺)	C ₂₃ H ₂₈ Cl ₂ N ₂ O ₅ ·HCl Calculated C, 53.14 H, 5.62 N, 5.39 Found C, 53.36 H, 5.71 N, 5.53
23		CDCl ₃ 1.27(3H, t, J=7.5Hz) 1.82–2.04(4H, m) 2.55(6H, s) 2.95–3.11(2H, m) 3.25(2H, d, J=4Hz) 3.93–4.04(2H, m) 4.12–4.22(2H, m) 5.11–5.18(1H, m) 7.13–7.30(5H, m) 7.90(1H, s) 10.31(1H, brs)	Neat 2956 1738 1634 1574 1538 1440	497 (MH ⁺)	

TABLE 14

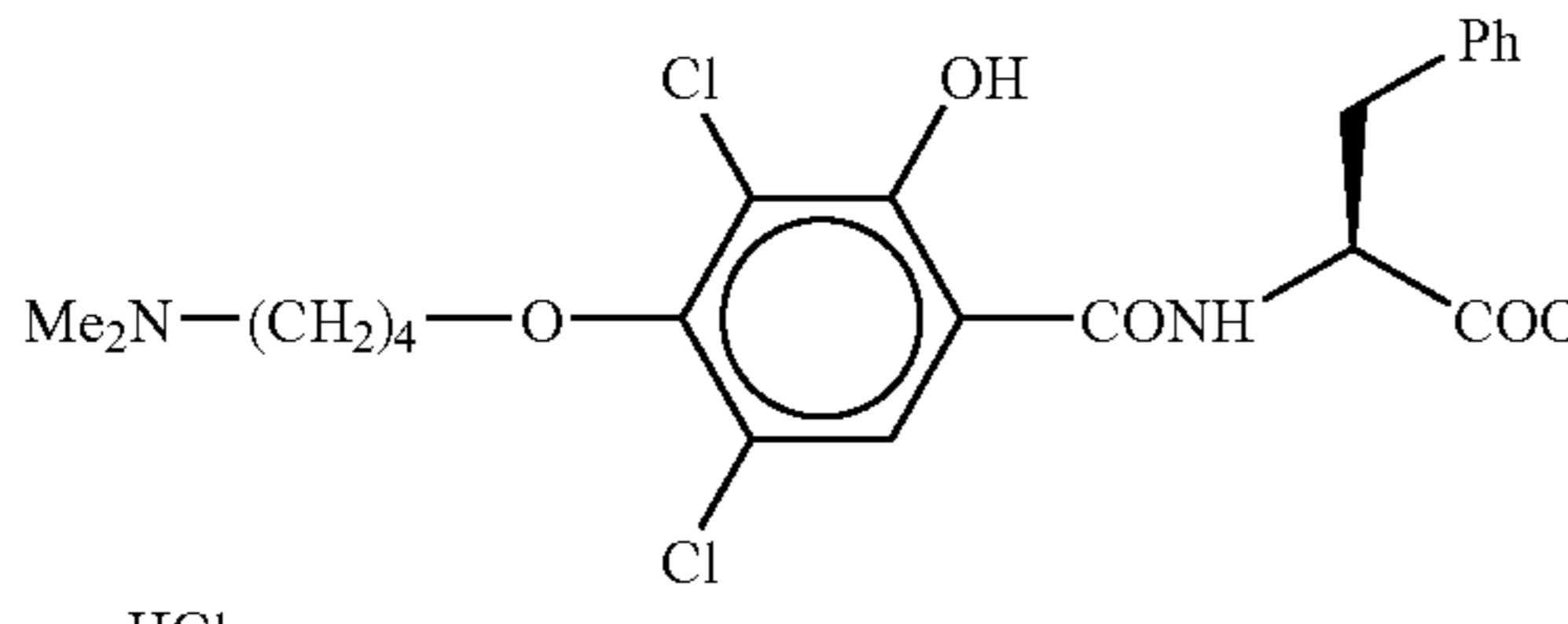
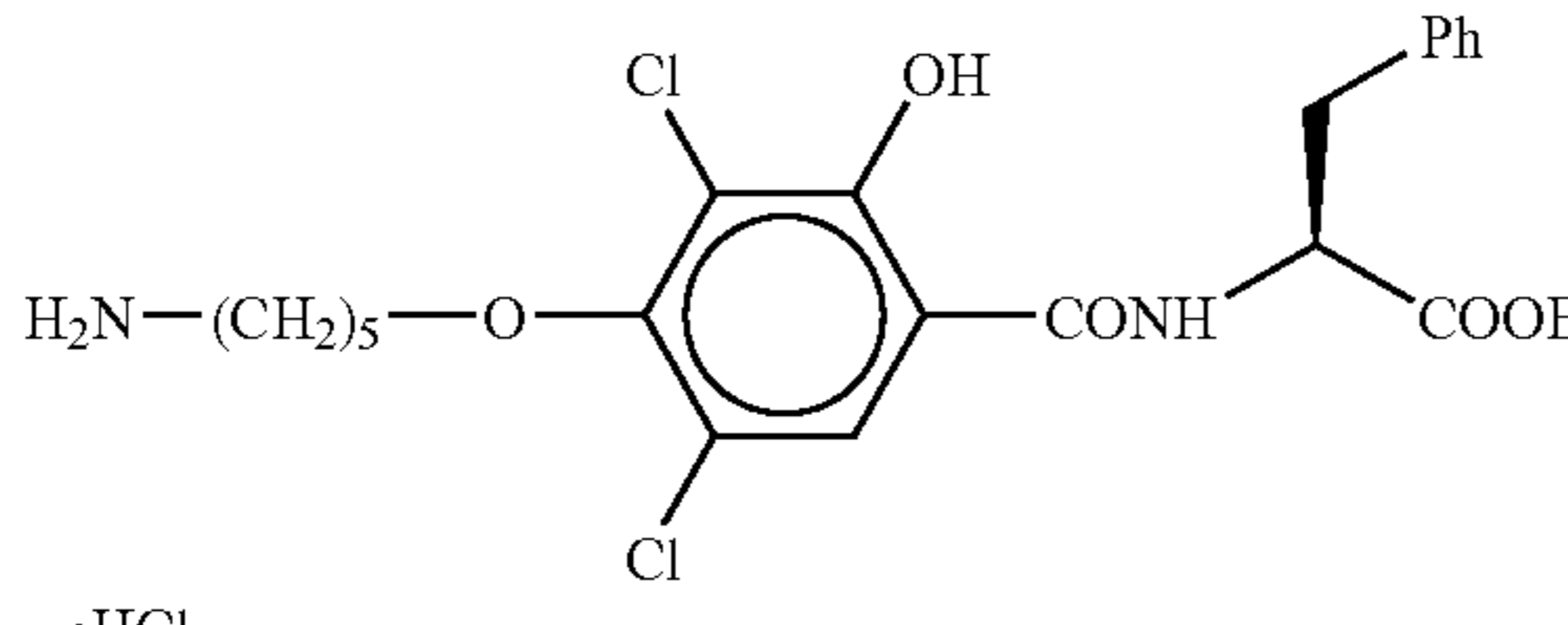
Ex. No.	Compound	¹ H-NMR δ (ppm), 300 MHz	IR (cm ⁻¹)	FAB-MS	Elemental analysis (%)
24	 •HCl	DMSO-d ₆ 1.13(3H, t, J=7.5Hz) 1.76-1.95(4H, m) 2.74(6H, s) 3.06-3.24(4H, m) 4.04-4.14(4H, m) 4.68-4.75(1H, m) 7.18-7.29(5H, m) 8.21(1H, s) 9.54(1H, brs)	Neat 2956 1738 1639 1583 1461	497 (free base, MH ⁺)	C ₂₂ H ₂₆ Cl ₂ N ₂ O ₅ ·HCl Calculated C, 53.99 H, 5.85 Found N, 5.25 C, 54.11 H, 5.86 N, 5.27
25	 •HCl	DMSO-d ₆ 1.13(3H, t, J=6.0Hz) 1.30-1.62(6H, m) 1.65-1.80(2H, m) 2.80-2.88(2H, m) 3.03-3.27(2H, m) 3.98-4.15(4H, m) 4.60-4.78(1H, m) 7.10-7.40(5H, m) 7.78(3H, brs) 8.19(1H, s) 9.44(1H, d, J=6.0Hz) 13.35(1H, s)	KBr 1641 1585 1458 1219	497 (free base, MH ⁺)	C ₂₄ H ₃₀ Cl ₂ N ₂ O ₅ ·HCl Calculated C, 53.99 H, 5.85 Found N, 5.25 C, 52.75 H, 5.59 N, 4.72

TABLE 15

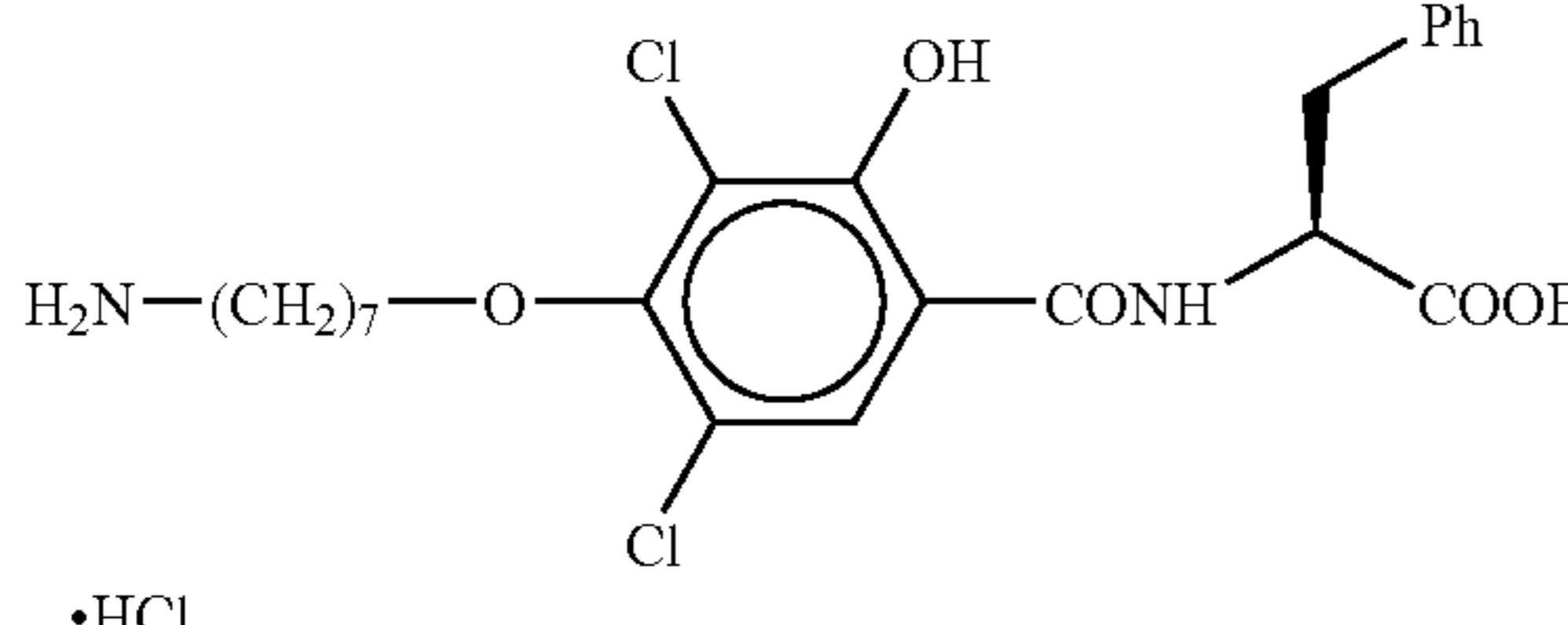
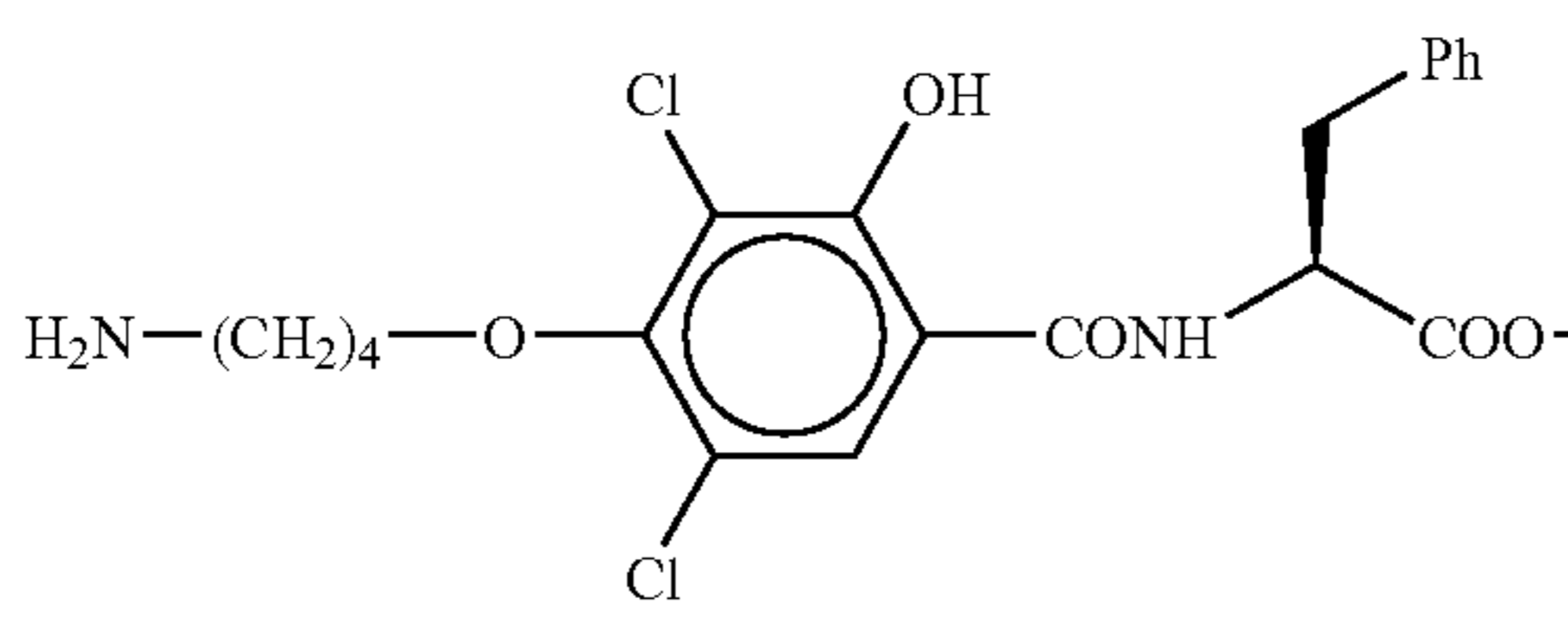
Ex. No.	Compound	¹ H-NMR δ (ppm), 300 MHz	IR (cm ⁻¹)	FAB-MS	Elemental analysis (%)
26	 •HCl	DMSO-d ₆ 1.13(3H, t, J=7.1Hz) 1.33-1.36(4H, m) 1.47-1.58(4H, m) 1.73-1.83(2H, m) 2.72-2.82(2H, m) 3.08-3.26(2H, m) 4.03(2H, t, J=6.4Hz) 4.11(2H, q, J=7.1Hz) 4.66-4.73(1H, m) 7.18-7.29(5H, m) 7.73-7.84(3H, m) 8.19(H, s) 9.45(1H, d, J=7.1Hz) 13.36(1H, s)	KBr 3420 2936 1719 1641 1585 1543 1458 1352 1219	511 (free base, MH ⁺)	C ₂₅ H ₃₂ Cl ₂ N ₂ O ₅ ·HCl Calculated C, 54.80 H, 6.07 Found N, 5.11 C, 53.81 H, 6.10 N, 4.96
27	 •HCl	DMSO-d ₆ 1.08-1.10(3H, d, J=6.0Hz) 1.17-1.19(3H, d, J=6.0Hz) 1.82(4H, brs) 2.88(2H, brs) 3.10-3.30(2H, m) 4.04(2H, brs) 4.60-4.90(2H, m) 7.21-7.30(5H, m) 7.89(3H, brs) 8.19(1H, s) 9.50(1H, brs) 13.38(1H, brs)	KBr 3420 2981 1717 1641 1585 1458	483 (free base, MH ⁺)	C ₂₅ H ₂₈ Cl ₂ N ₂ O ₅ ·HCl Calculated C, 53.14 H, 5.62 Found N, 5.39 C, 51.51 H, 5.41 N, 4.99

TABLE 16

Ex. No.	Compound	¹ H-NMR δ (ppm), 300 MHz	IR (cm ⁻¹)	FAB- MS	Elemental analysis (%)
28	 <chem>CCCCOC(=O)C(Nc1cc(O)c(Cl)c(Cl)c1)NCCCC</chem> •HCl	DMSO-d ₆ 0.82(6H, d, J=6.0Hz) 1.74-1.90(4H, m) 2.80-2.95(2H, m) 3.10-3.28(3H, m) 3.86(2H, d, J=6.0Hz) 4.06-4.10(2H, m) 4.70-4.78(1H, m) 7.16-7.32(5H, m) 7.85(3H, brs) 8.19(1H, s) 9.45(1H, d, J=7.0Hz) 13.37(1H, s)	KBr 3385 2962 1721 1642 1585 1542 1458 1355 1218	497 (free base, MH ⁺)	C ₂₄ H ₃₀ Cl ₂ N ₂ O ₅ ·HCl Calculated C, 55.99 H, 5.85 N, 5.25 Found C, 53.22 H, 5.94 N, 5.21
29	 <chem>CCCCOC(=O)C(Nc1cc(O)c(Cl)c(Cl)c1)NCCCC</chem> •HCl	DMSO-d ₆ 0.82(6H, d, J=6.7Hz) 1.75-1.90(5H, m) 2.54(3H, s) 2.90-3.30(4H, m) 3.85(2H, d, J=7.0Hz) 4.00-4.10(2H, m) 4.60-4.70(1H, m) 7.15-7.32(5H, m) 8.19(1H, s) 8.67(2H, brs) 9.50(1H, brs) 13.38(1H, s)	KBr 3360 2961 1740 1640 1584 1460	511 (free base, MH ⁺)	C ₂₅ H ₃₂ Cl ₂ N ₂ O ₅ ·HCl Calculated C, 54.80 H, 6.07 N, 5.11 Found C, 54.59 H, 6.06 N, 4.98

TABLE 17

Ex. No.	Compound	¹ H-NMR δ (ppm), 300 MHz	IR (cm ⁻¹)	FAB- MS	Elemental analysis (%)
30	 <chem>CC(C)(C)OC(=O)C(Nc1cc(O)c(Cl)c(Cl)c1)NCCCC</chem> •HCl	DMSO-d ₆ 1.35(9H, s) 1.70-1.94 2.77-3.01(2H, m) 3.05-3.18(2H, m) 4.00-4.10(2H, m) 4.52-4.68(1H, m) 7.15-7.34(5H, m) 7.80-8.03(3H, brs) 8.21(1H, s) 9.40(1H, brs) 13.44(1H, s)	KBr 2977 1640 1586 1386 1153	497 (free base, MH ⁺)	C ₂₄ H ₃₀ Cl ₂ N ₂ O ₅ ·HCl Calculated C, 53.99 H, 5.85 N, 5.25 Found C, 53.83 H, 6.14 N, 5.07
31	 <chem>CCCCOC(=O)C(Nc1cc(O)c(Cl)c(Cl)c1)NCCCC</chem> •HCl	DMSO-d ₆ 0.81(3H, t, J=6.0Hz) 1.12-1.24(8H, m) 1.44-1.54(2H, m) 1.78-1.89(4H, m) 2.53-2.57(3H, m) 2.91-2.98(2H, m) 3.10-3.25(2H, m) 4.05(4H, t, J=6.0Hz) 4.68-4.75(1H, m) 7.16-7.35(5H, m) 8.20(1H, s) 8.70-8.78(2H, m) 9.48(1H, d, J=9.0Hz) 13.40(1H, s)	KBr 3423 2957 2856 1741 1638 1584 1541 1461 1411 1364 1259 1226	553 free base, MH ⁺)	C ₂₈ H ₃₆ Cl ₂ N ₂ O ₅ ·HCl Calculated C, 57.00 H, 6.66 N, 4.75 Found C, 56.96 H, 6.83 N, 4.53

TABLE 18

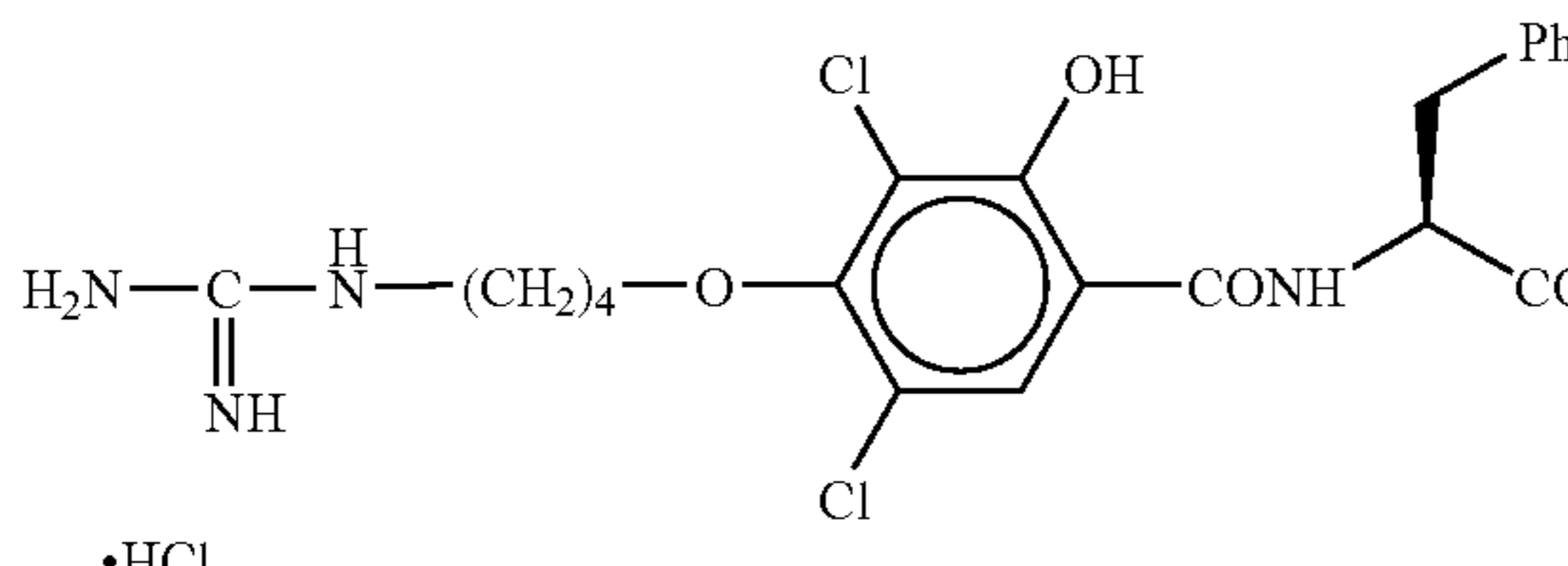
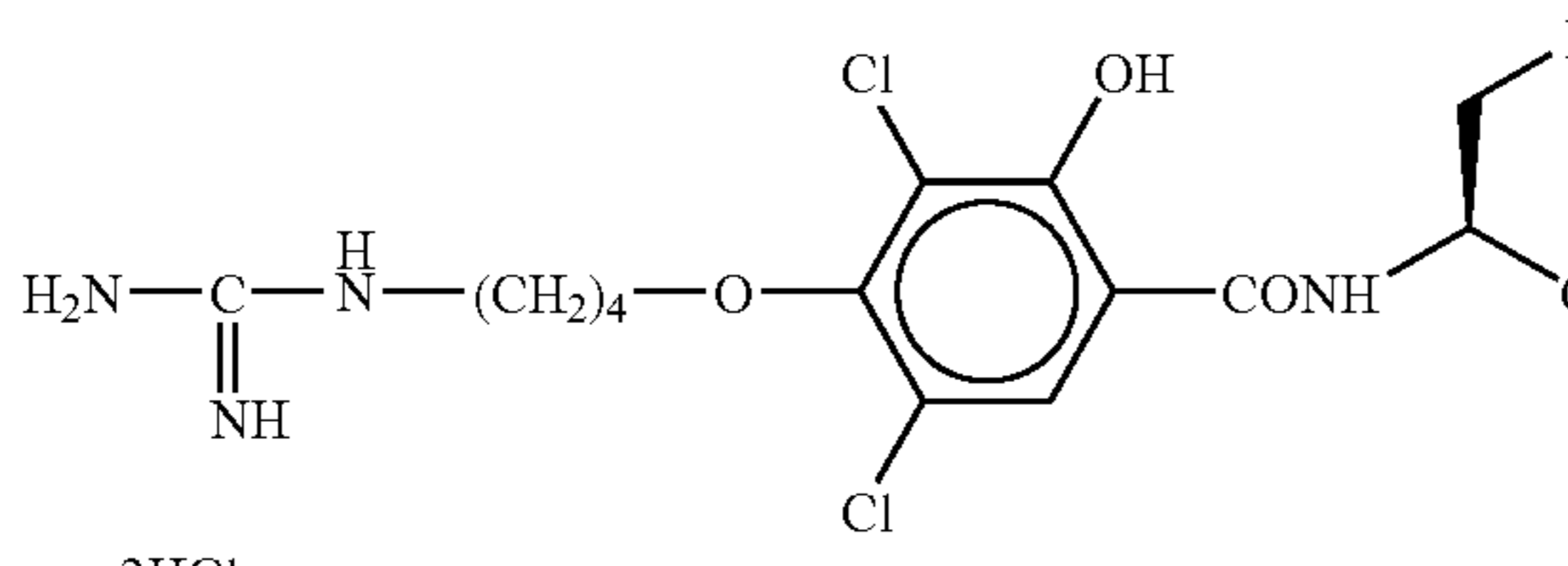
Ex. No. Compound	¹ H-NMR δ (ppm), 300 MHz	IR (cm ⁻¹)	FAB-MS	Elemental analysis (%)
32  •HCl	DMSO-d ₆ 1.64–1.87(4H, m) 3.07–3.27(4H, m) 3.67(3H, s) 4.05(2H, t, J=6Hz) 4.71–4.81(1H, m) 6.90–7.60(10H, m) 7.73(1H, t, J=6Hz) 8.20(1H, s) 9.50(1H, d, J=9Hz) 13.35(1H, s)	Neat 3348 1726 1644 1584 1456	497 (free base, MH ⁺)	
33  •2HCl	DMSO-d ₆ 1.14(3H, t, J=7.5Hz) 1.65–1.86(4H, m) 3.10–3.25(4H, m) 4.05(2H, t, J=6Hz) 4.11(2H, t, J=6Hz) 4.68–4.77(1H, m) 6.88–7.60(10H, m) 7.76(1H, t, J=6Hz) 8.22(1H, s) 9.49(1H, d, J=9Hz) 13.36(1H, s)	Neat 3345 1721 1644 1584 1457	511 (free base, MH ⁺)	

TABLE 19

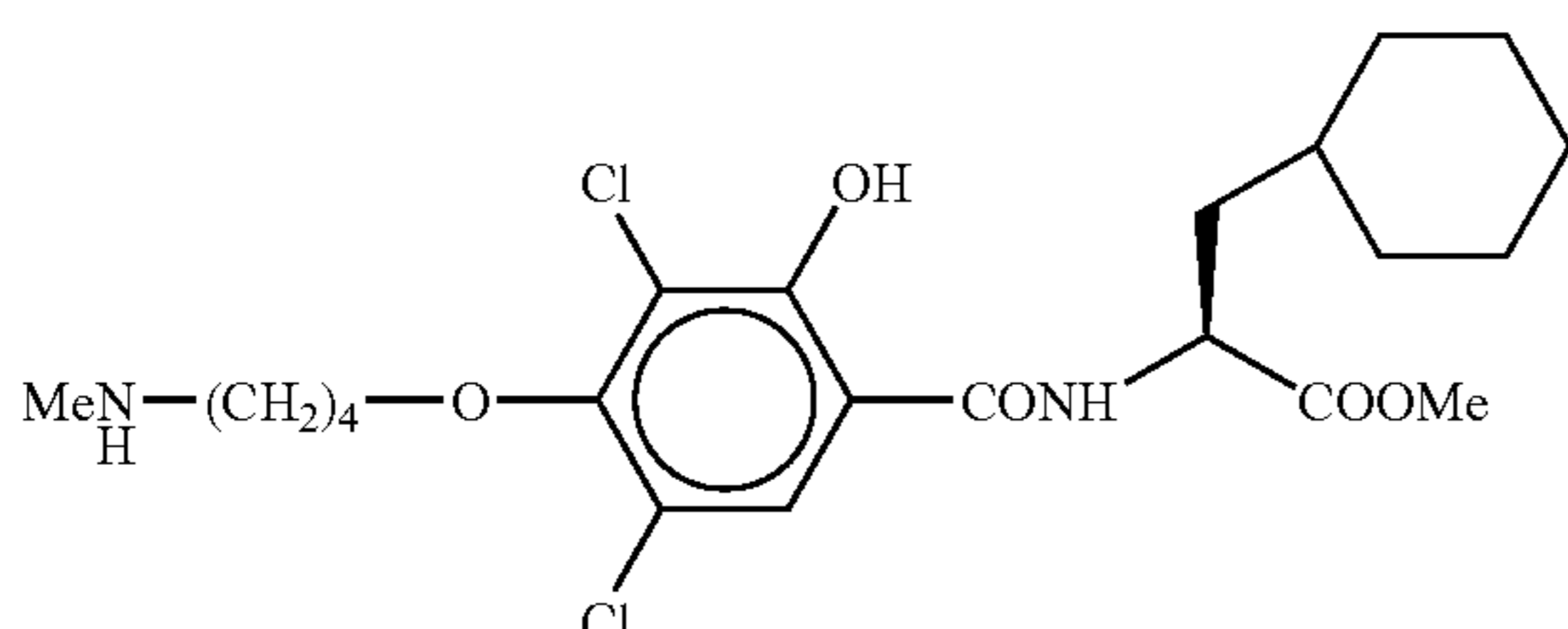
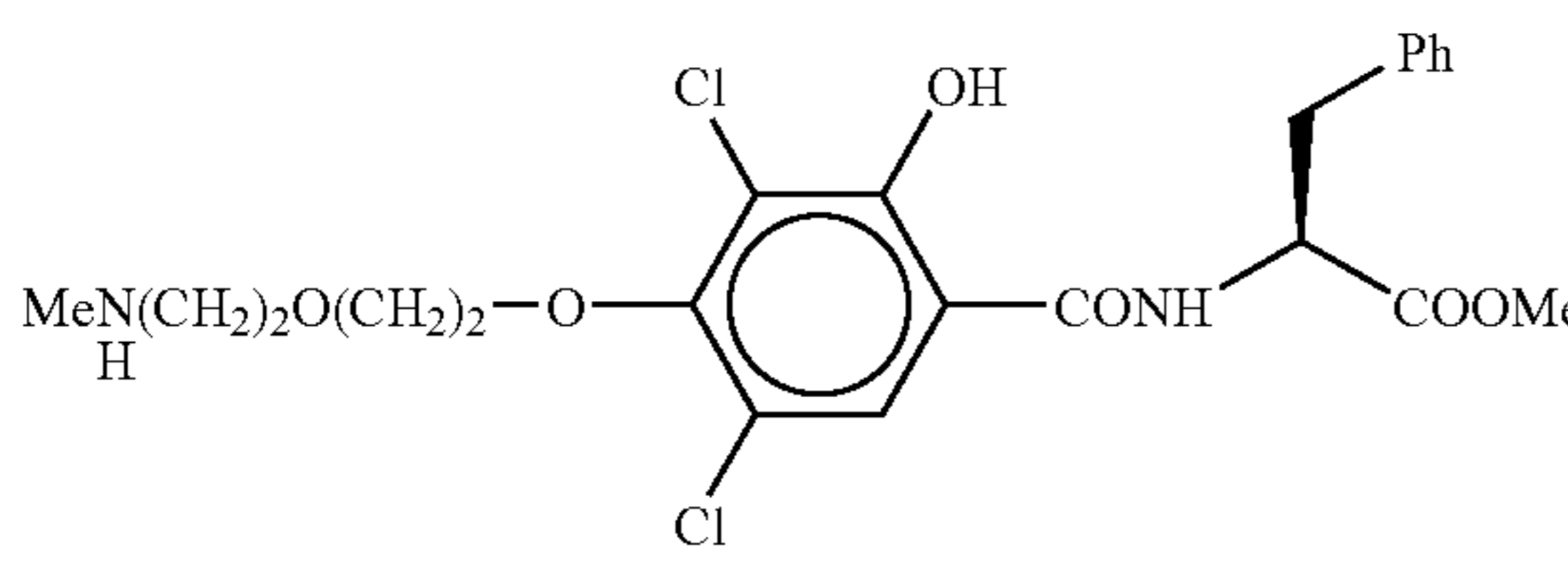
Ex. No. Compound	¹ H-NMR δ (ppm), 300 MHz	IR (cm ⁻¹)	FAB-MS	Elemental analysis (%)
34  •HCl	DMSO-d ₆ 0.80–1.48(5H, m) 1.50–1.90(10H, m) 2.55(3H, t, J=5.3Hz) 2.96(1H, brs) 3.66(3h, s) 4.04–4.12(2H, m) 4.52–4.62(1H, m) 8.29(1H, s) 8.68(2H, brs) 9.31(1H, d, J=6.8Hz) 13.54(1H, s)	KBr 3290 2925 1750 1584 1461 1225	475 (free base, MH ⁺)	C ₂₂ H ₃₂ Cl ₂ N ₂ O ₅ ·HCl Calculated C, 51.62 H, 6.50 N, 5.47 Found C, 51.65 H, 6.20 N, 5.73
35 	DMSO-d ₆ 2.58(3H, s) 2.98–3.13(4H, m) 3.59(3H, s) 3.74–3.83(4H, m) 4.09(2H, t, J=6.0Hz) 4.66–4.74(1H, m) 7.20–7.28(7H, m) 7.53–7.69(1H, m)	KBr 3424 2952 1743 1625 1542 1435 1209 1067	485 (MH ⁺)	

TABLE 20

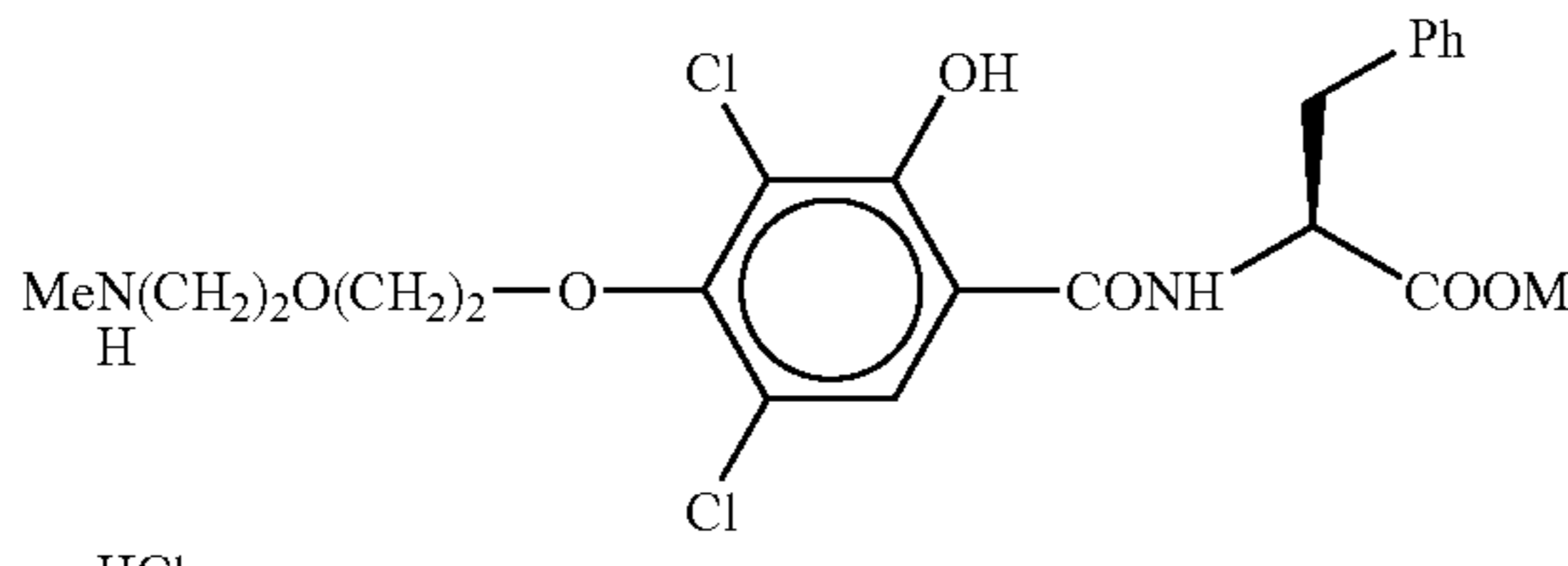
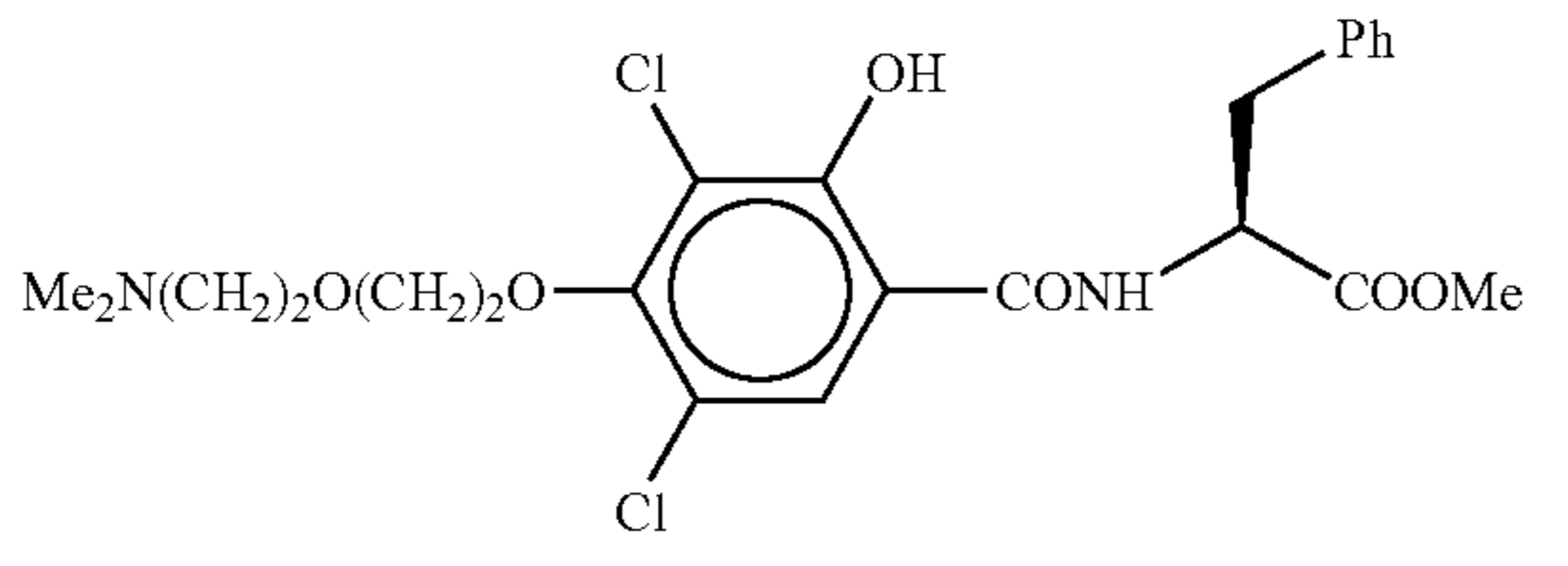
Ex. No.	Compound	¹ H-NMR δ (ppm), 300 MHz	IR (cm ⁻¹)	FAB-MS	Elemental analysis (%)
36	 •HCl	DMSO-d ₆ 2.54–2.58(3H, m) 3.09–3.22(4H, m) 3.66(3H, s) 3.78(2H, t, J=5.2Hz) 3.83(2H, t, J=4.5Hz) 4.22(2H, t, J=4.5Hz) 4.72–4.80(1H, m) 7.18–7.29(5H, m) 8.20(1H, s) 8.72(2H, m) 9.50(1H, d, J=6.5Hz) 13.36(1H, brds)	KBr 2953 2749 1745 1639 1584 1541 1468 1349 1220	485 (free base, MH ⁺)	C ₂₂ H ₂₆ Cl ₂ N ₂ O ₆ ·HCl Calculated C, 50.64 H, 5.22 N, 5.37 Found C, 50.64 H, 5.13 N, 5.27
37		CDCl ₃ 2.65(6H, s) 2.96–3.15(2H, m) 3.19–3.32(2H, m) 3.74(3H, s) 3.79–3.86(4H, m) 4.18(2H, t, J=6.0Hz) 5.09–5.13(1H, m) 7.12–7.14(2H, m) 7.21–7.28(4H, m) 7.76(1H, s) 9.18(1H, brds)		499 (MH ⁺)	

TABLE 21

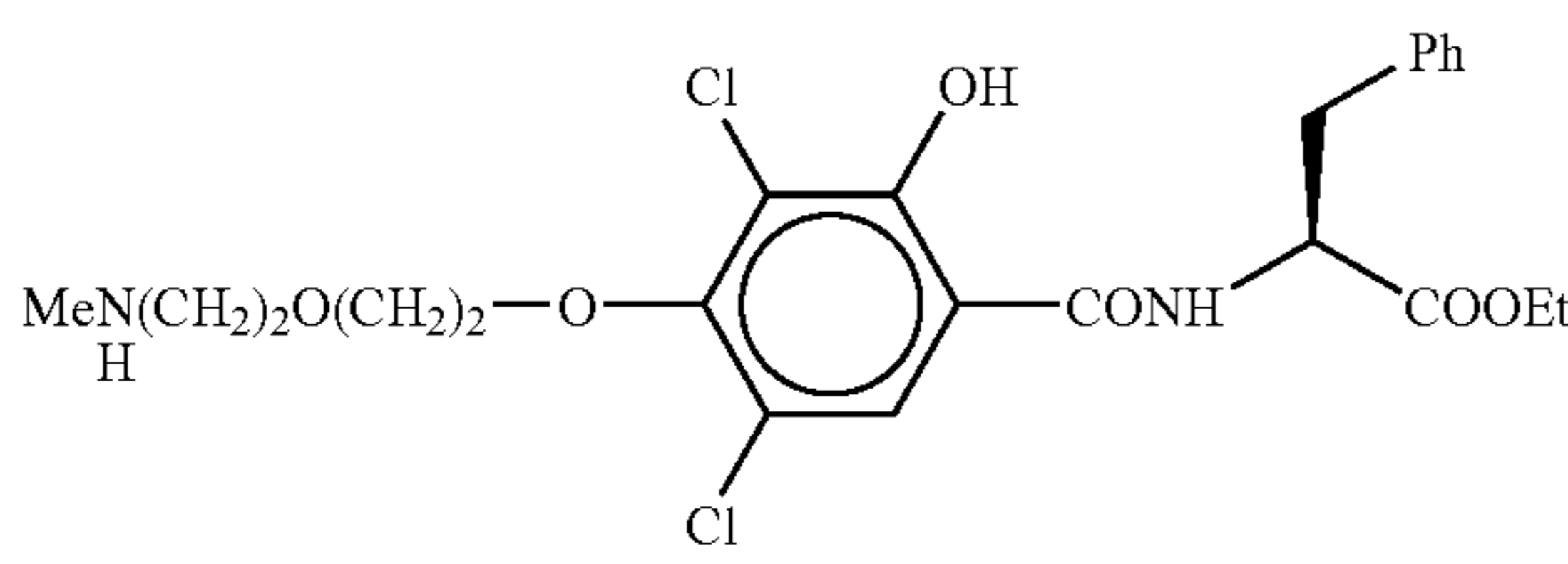
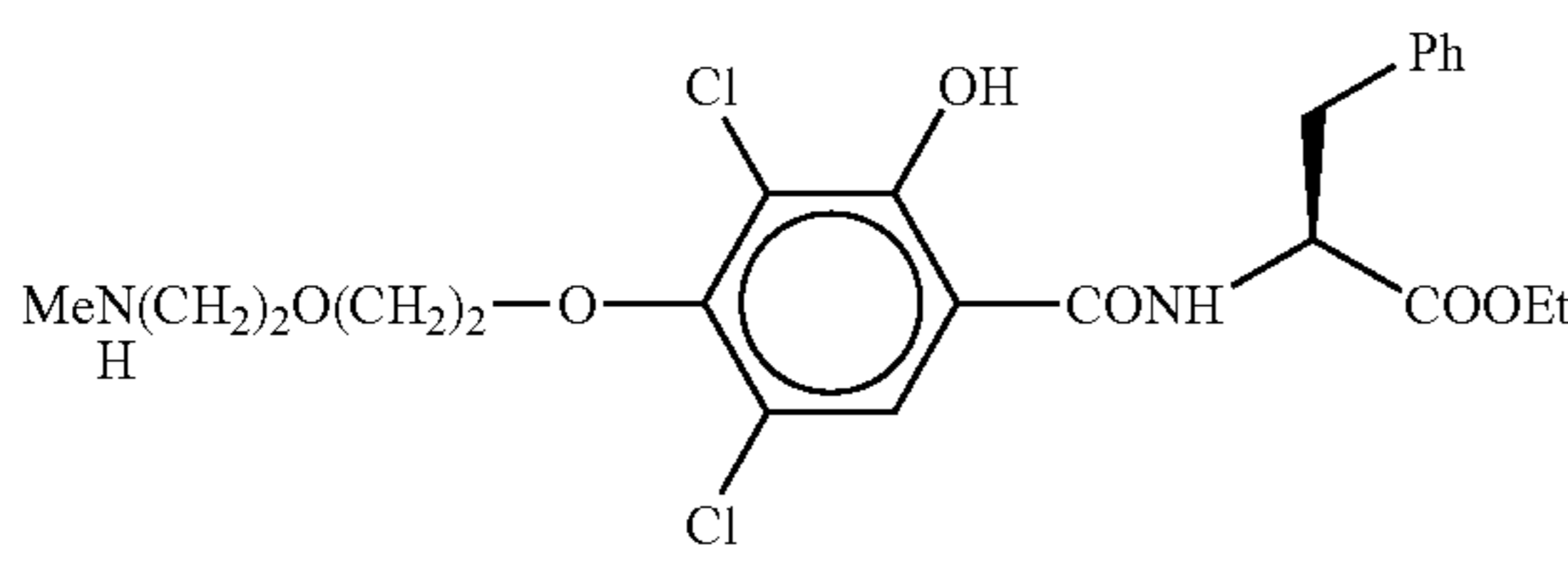
Ex. No.	Compound	¹ H-NMR δ (ppm), 300 MHz	IR (cm ⁻¹)	FAB-MS	Elemental analysis (%)
38		CDCl ₃ 1.25(3H, t, J=7.1Hz) 2.53(3H, s) 2.91–2.95(2H, m) 3.21–3.25(2H, m) 3.62–3.66(2H, m) 3.78–3.82(2H, m) 4.10–4.18(4H, m) 5.11–5.17(1H, m) 7.13–7.26(6H, m) 8.00(1H, s) 11.18(1H, brds)		499 (MH ⁺)	
39	 •HCl	DMSO-d ₆ 1.13(3H, t, J=7.0Hz) 2.56(3H, brds) 3.10–3.26(4H, m) 3.76(2H, t, J=5.0Hz) 3.81–3.85(2H, m) 4.11(2H, q, J=7.0Hz) 4.21–4.25(2H, m) 4.69–4.76(1H, m) 7.19–7.30(5H, m) 8.22(1H, s) 8.71(2H, m) 9.55–9.57(1H, m) 13.38(1H, brds)	KBr 2978 1743 1638 1584 1540 1469 1348 1260 1214	499 (free base, MH ⁺)	C ₂₃ H ₂₈ Cl ₂ N ₂ O ₆ ·HCl Calculated C, 51.55 H, 5.45 N, 5.23 Found C, 51.49 H, 5.44 N, 5.24

TABLE 22

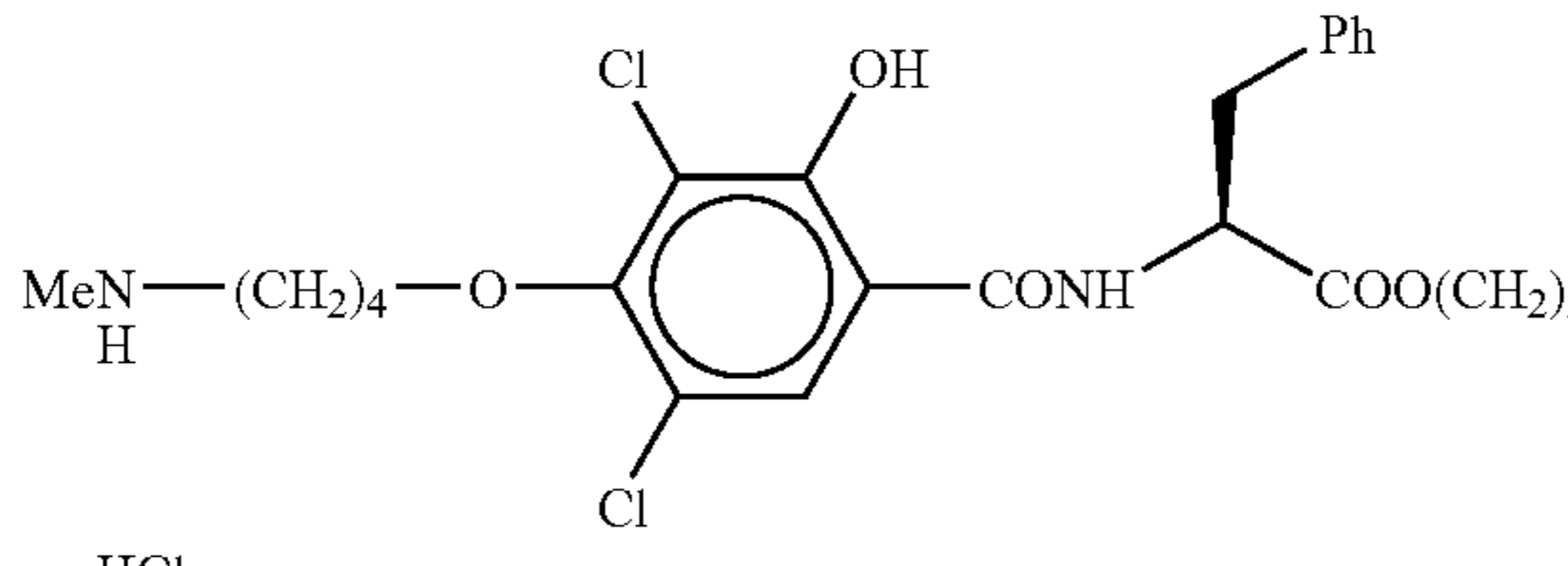
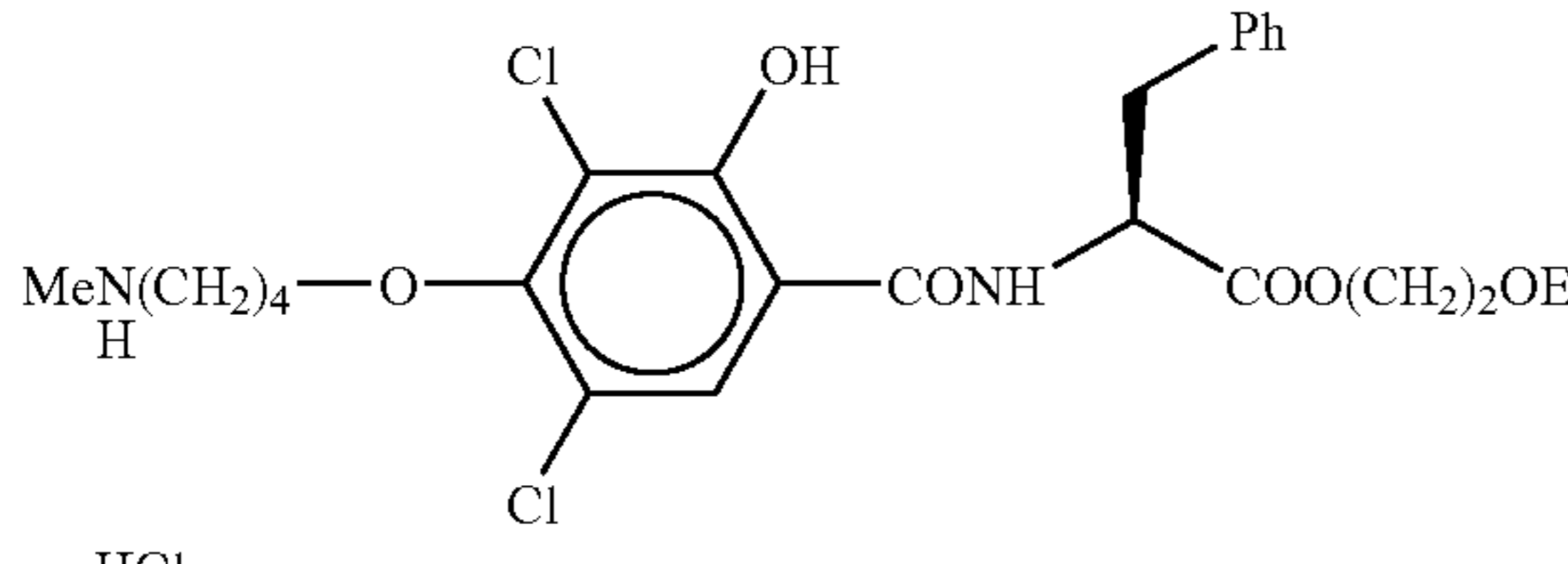
Ex. No.	Compound	¹ H-NMR δ (ppm), 300 MHz	IR (cm ⁻¹)	FAB-MS	Elemental analysis (%)
40	 <chem>CN(C)CCCCOC1=CC=C(C=C1)C(=O)N[C@@H](Cc2ccccc2)C(=O)OCC</chem> •HCl	DMSO-d ₆ 1.84(4H, brs) 2.54(3H, s) 2.95(2H, brs) 3.09–3.40(4H, m) 3.33(3H, s) 3.50–3.60(2H, m) 4.05(2H, brs) 4.11(2H, t, J=6Hz) 4.74–4.84(1H, m) 7.20–7.30(5H, m) 8.22(1H, s) 8.74(2H, brs) 9.50(1H, s)		499 (free base, MH ⁺)	
41	 <chem>CN(C)CCCCOC1=CC=C(C=C1)C(=O)N[C@@H](Cc2ccccc2)C(=O)OCC</chem> •HCl	DMSO-d ₆ 1.03(3H, t, J=6.2Hz) 1.83(4H, brs) 2.53(3H, t, J=5.3Hz) 2.80–3.60(6H, m) 4.05(2H, m) 4.20(2H, m) 4.76(1H, m) 7.20–7.40(5H, m) 8.19(1H, s) 8.55–8.85(2H, m) 9.48(1H, br) 13.37(1H, s)		527 (free base, MH ⁺)	

TABLE 23

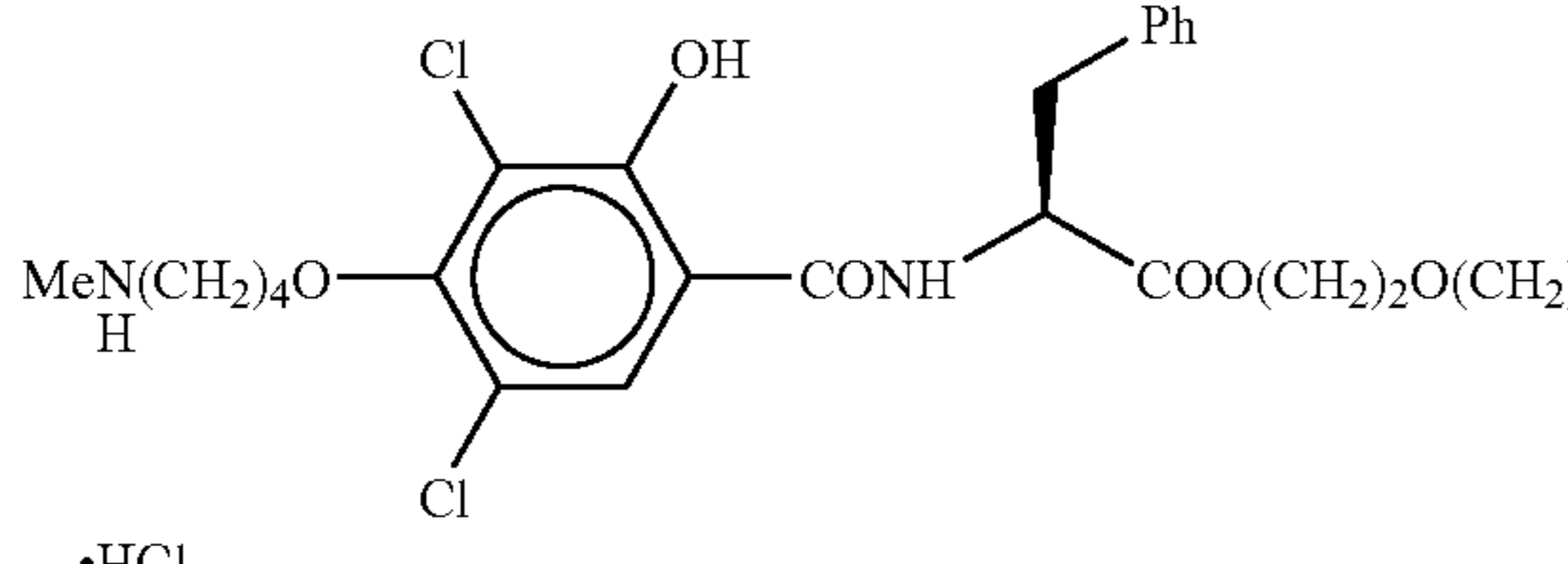
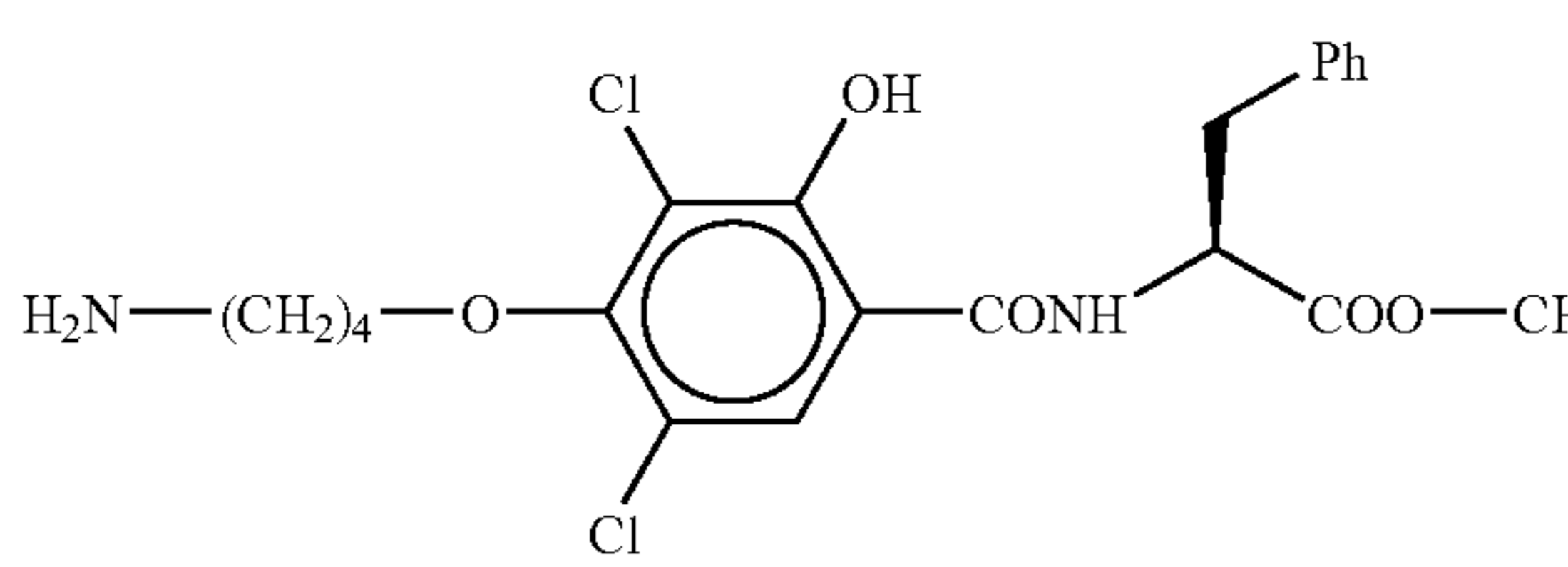
Ex. No.	Compound	¹ H-NMR δ (ppm), 300 MHz	IR (cm ⁻¹)	FAB-MS	Elemental analysis (%)
42	 <chem>CN(C)CCCCOC1=CC=C(C=C1)C(=O)N[C@@H](Cc2ccccc2)C(=O)OCCOCC</chem> •HCl	DMSO-d ₆ 1.72–1.94(4H, m) 2.55(3H, t, J=5.5Hz) 2.85–3.02(2H, m) 3.20(3H, s) 3.04–3.28(2H, m) 3.30–3.42(2H, m) 3.48–3.62(2H, m) 3.93–4.08(2H, m) 4.09–4.21(2H, m) 4.77–4.84(1H, m) 7.18–7.35(5H, m) 8.20(1H, s) 8.67(2H, brs) 9.47(1H, d, J=5.0Hz) 13.37(1H, s)		555 (free base, MH ⁺)	
43	 <chem>NCCCCOC1=CC=C(C=C1)C(=O)N[C@@H](Cc2ccccc2)C(=O)OCC</chem> •HCl	DMSO-d ₆ 1.20(3H, t, J=7.4Hz) 1.80–1.84(4H, m) 2.82–2.92(2H, m) 3.14–3.32(2H, m) 4.00–4.04(2H, m) 4.12(2H, q, J=7.4Hz) 4.72(2H, s) 4.76–4.88(1H, m) 7.16–7.34(5H, m) 7.91(2H, bs) 8.21(1H, s) 9.54(1H, d, J=8.8Hz) 13.33(1H, s)	KBr 3426 2960 1751 1640 1585 1458 1178	527 (free base, MH ⁺)	

TABLE 24

Ex. No.	Compound	¹ H-NMR δ (ppm), 300 MHz	IR (cm ⁻¹)	FAB-MS	Elemental analysis (%)
44	<p>•HCl</p>	DMSO-d ₆ 1.11(9H, s) 1.77-1.91(4H, m) 2.54(3H, s) 2.75-3.25(4H, m) 4.00-4.10(2H, m) 4.40-4.80(1H, m) 5.76(2H, s) 7.20-7.40(5H, m) 8.17(1H, s) 8.74(2H, brs) 9.55(1H, brs) 13.29(1H, s)	Neat 2971 1754 1640 1584 1460	569 (free base, MH ⁺)	C ₂₇ H ₃₄ Cl ₂ N ₂ O ₇ ·HCl Calculated C, 53.52 H, 5.82 Found C, 53.34 H, 5.97 N, 4.39
45	<p>•HCl</p>	DMSO-d ₆ 1.15-1.90(14H, m) 2.82-2.93(2H, m) 3.10-3.24(2H, m) 4.01-4.08(2H, m) 4.65-4.75(2H, m) 7.18-7.32(5H, m) 7.92(3H, brs) 8.21(1H, s) 9.47(1H, d) 13.39(1H, brs)	KBr 3422 2939 1718 1641 1585 1458	523 (free base, MH ⁺)	C ₂₆ H ₃₂ Cl ₂ N ₂ O ₅ ·HCl Calculated C, 55.77 H, 5.94 Found C, 55.37 H, 6.02 N, 4.86

TABLE 25

Ex. No.	Compound	¹ H-NMR δ (ppm), 300 MHz	IR (cm ⁻¹)	FAB-MS	Elemental analysis (%)
46	<p>•HCl</p>	DMSO-d ₆ 1.13-1.92(10H, m) 2.55(3H, t, J=6.0Hz) 2.85-3.02(2H, m) 3.08-3.26(2H, m) 4.00-4.11(2H, m) 4.60-4.71(2H, m) 7.25-7.34(5H, m) 8.20(1H, s) 8.64(2H, brs) 9.43(1H, d, J=6.0Hz) 13.39(1H, s)	KBr 2938 1641 1584 1458 1357 1219	537 (free base, MH ⁺)	C ₂₇ H ₃₄ Cl ₂ N ₂ O ₅ ·HCl Calculated C, 56.50 H, 6.15 Found C, 54.51 H, 5.63 N, 4.64
47	<p>•HCl</p>	DMSO-d ₆ 0.66-0.88(4H, m) 0.92-1.92(8H, m) 2.50(6H, d, J=3.0Hz) 2.72-2.92(2H, m) 3.22-3.78(4H, m) 4.04-4.12(2H, m) 4.62-4.96(1H, m) 7.22-7.42(6H, m) 8.20(1H, s) 9.44(1H, br) 13.43(1H, s)	KBr 2929 1718 1642 1584 1458 1221	551 (free base, MH ⁺)	

TABLE 26

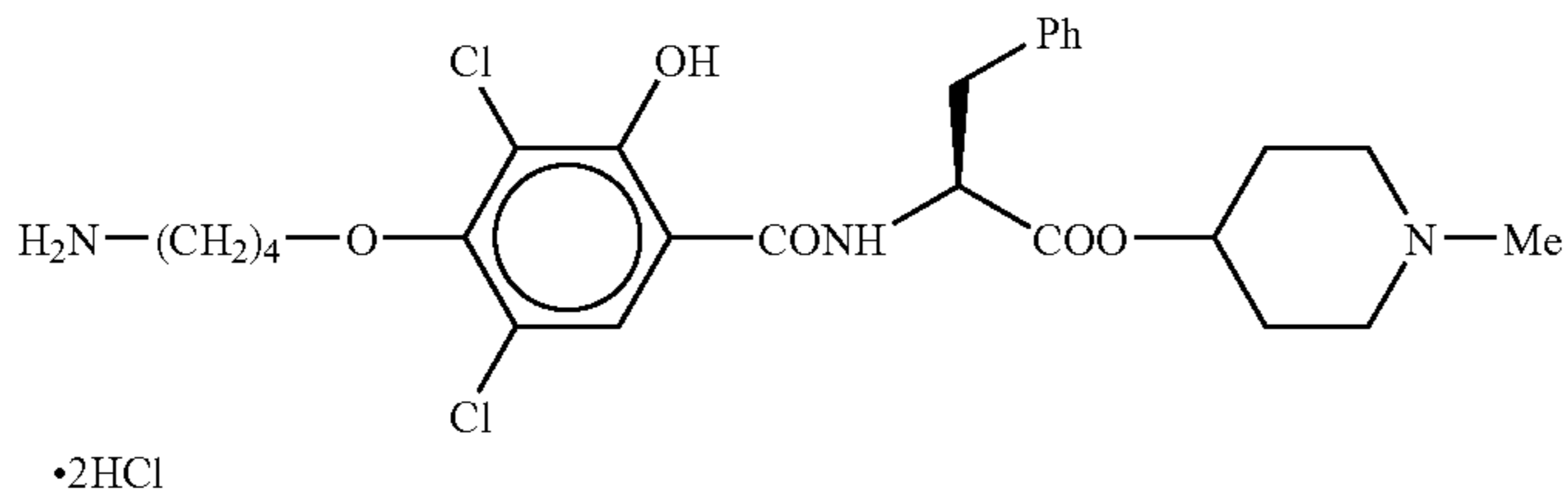
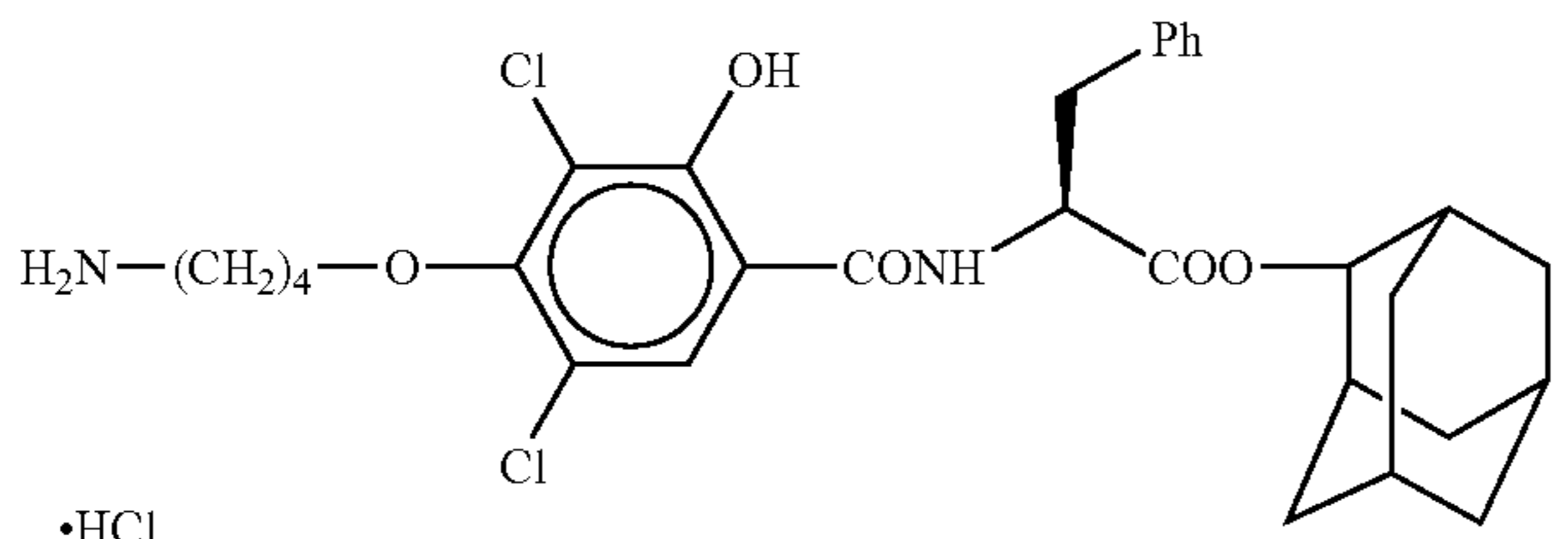
Ex. No.	Compound	¹ H-NMR δ (ppm), 300 MHz	IR (cm ⁻¹)	FAB-MS	Elemental analysis (%)
48	 •2HCl	DMSO-d ₆ 1.60–2.15(8H, m) 2.72(3H, s) 2.80–3.60(6H, m) 4.05–4.10(2H, m) 4.60–4.91(2H, m) 7.20–7.39(6H, m) 7.82(3H, brs) 8.19–8.26(1H, m)	Neat 2964 1740 1674 1584 1458	538 (free base, MH ⁺)	
49	 •HCl	DMSO-d ₆ 1.40–1.53(2H, m) 1.65–1.96(16H, m) 2.82–2.93(2H, m) 3.13–3.40(2H, m) 4.05(2H, t, J=6Hz) 4.74–4.88(2H, m) 7.08–7.16(5H, m) 7.91(3H, brs) 8.21(1H, s) 9.48(1H, d, J=9Hz) 13.39(1H, s)	KBr 3386 2909 1718 1642 1585 1541 1456	575 (free base, MH ⁺)	

TABLE 27

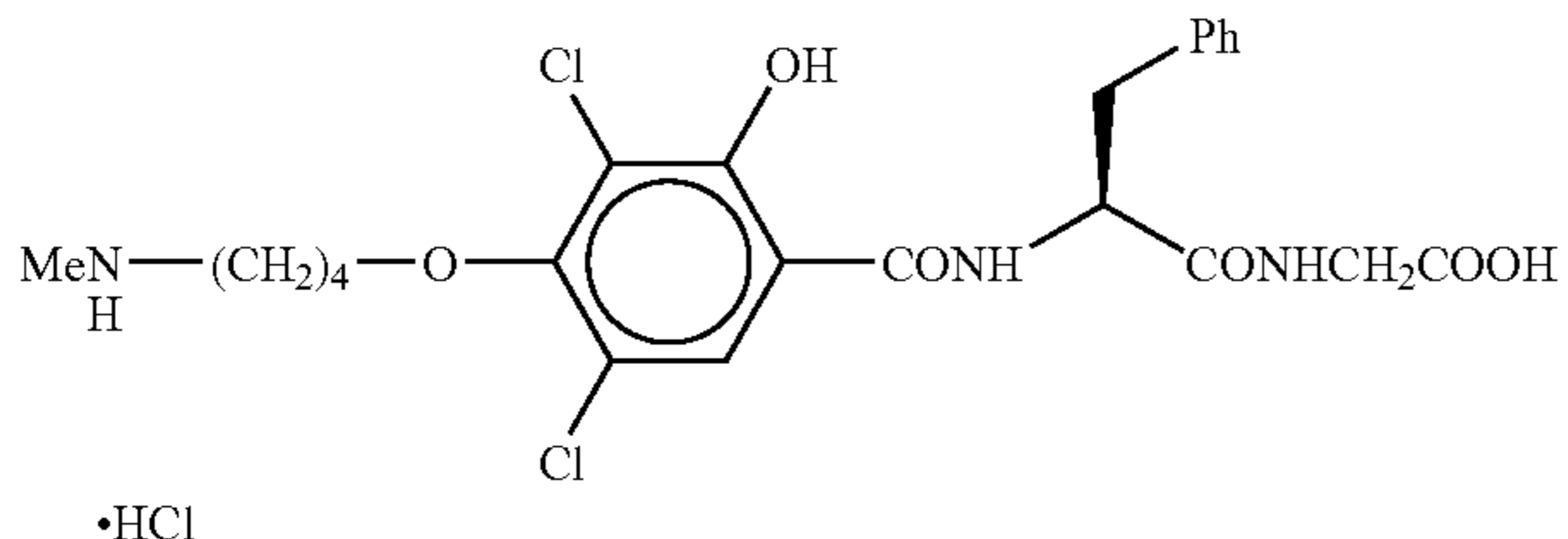
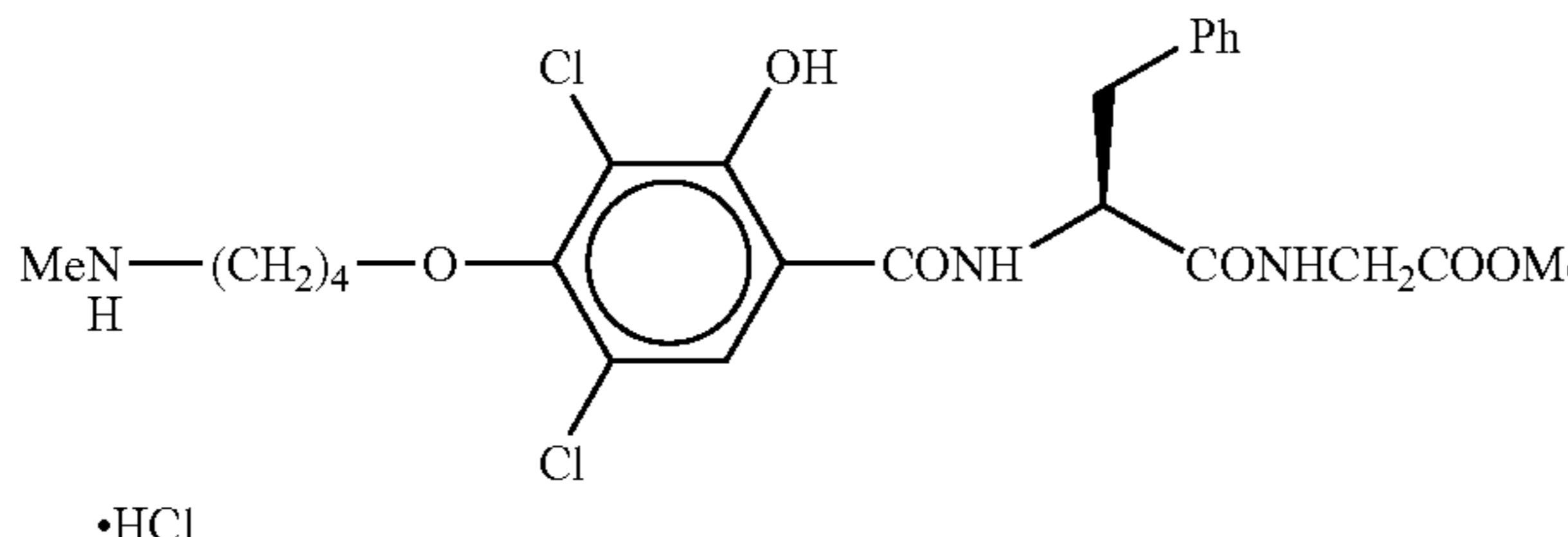
Ex. No.	Compound	¹ H-NMR δ (ppm), 300 MHz	IR (cm ⁻¹)	FAB-MS	Elemental analysis (%)
50	 •HCl	DMSO-d ₆ 1.75–1.91(4H, m) 2.54(3H, t, J=4.5Hz) 2.90–3.08(3H, m) 3.22(1H, dd, J=12, 3Hz) 3.82(2H, d, J=6Hz) 3.98–4.08(2H, m) 4.78–4.88(1H, m) 7.12–7.37(5H, m) 8.27(1H, s) 8.64(1H, t, J=6Hz) 8.70(2H, brs) 9.30(1H, d, J=6Hz) 13.20(1H, brs) 13.52(1H, s)	KBr 3398 2958 1736 1641 1585 1542	512 (free base, MH ⁺)	
51	 •HCl	DMSO-d ₆ 1.77–1.91(4H, m) 2.54(3H, t, J=6Hz) 2.95(2H, brs) 3.03(1H, dd, J=15, 12Hz) 3.22(1H, dd, J=15, 6Hz) 3.64(3H, s) 3.91(2H, d, J=6Hz) 4.00–4.09(2H, m) 4.77–4.87(1H, m) 7.13–7.38(5H, m) 8.27(1H, s) 8.70–8.87(3H, m) 9.34(1H, d, J=9Hz) 13.52(1H, s)	Neat 2951 1747 1661 1584 1556	526 (free base, MH ⁺)	

TABLE 28

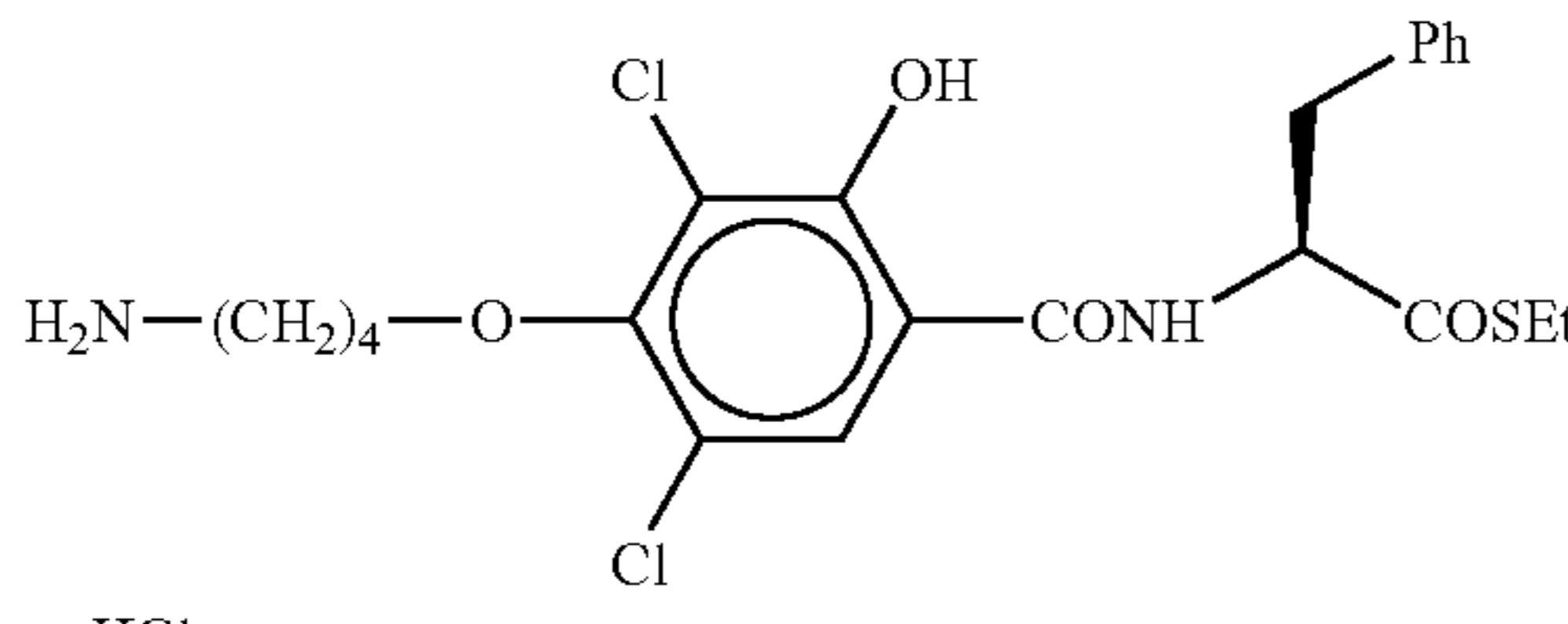
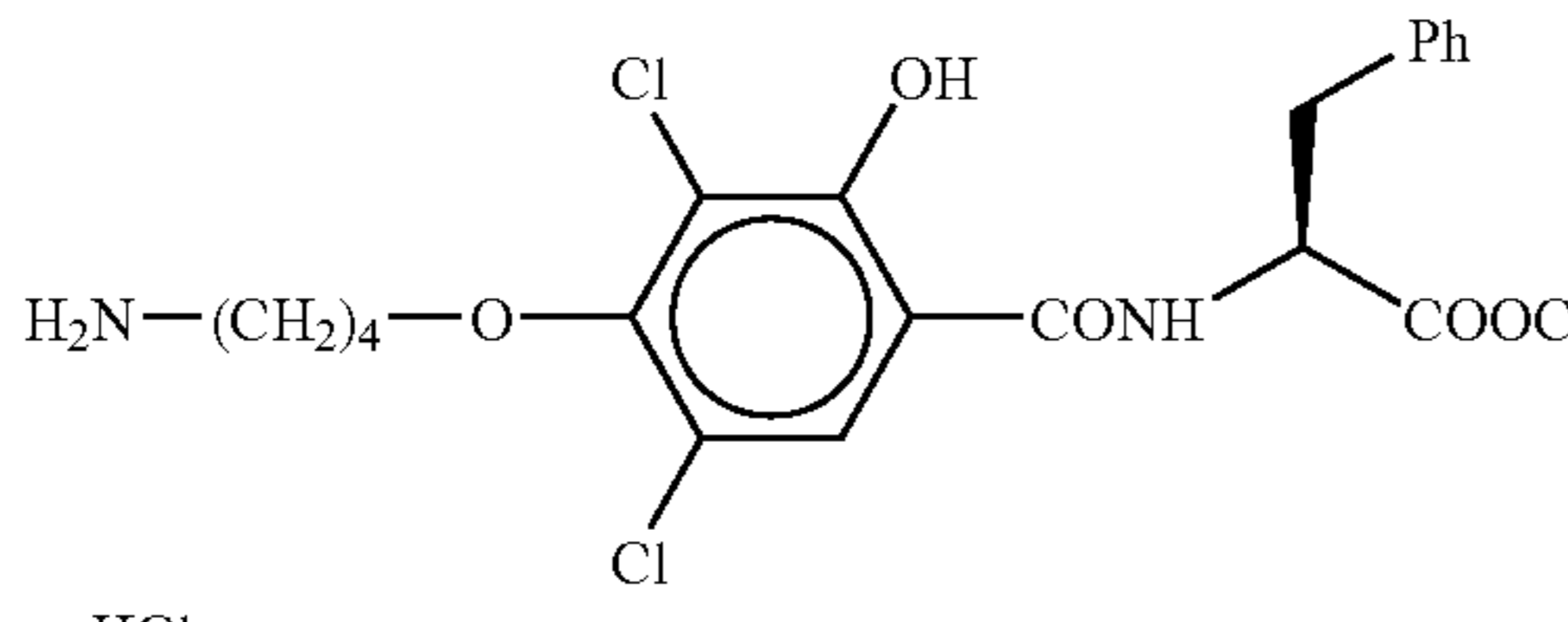
Ex. No.	Compound	¹ H-NMR δ (ppm), 300 MHz	IR (cm ⁻¹)	FAB-MS	Elemental analysis (%)
52	 <p>•HCl</p>	DMSO-d ₆ 1.17(3H, t, J=6.0Hz) 1.62–1.92(4H, m) 2.77–2.97(4H, m) 3.09(1H, dd, J=15.0, 12.0Hz) 3.11–3.35(1H, m) 3.99–4.12(2H, m) 4.82–4.96(1H, m) 7.13–7.36(5H, m) 7.92(2H, brs) 8.25(1H, s) 9.61–9.73(1H, m) 13.23(1H, s)	KBr 2930 1641 1584 1535 1457 1226	485 (free base, MH ⁺)	C ₂₂ H ₂₆ Cl ₂ N ₂ O ₄ ·HCl Calculated C, 50.63 H, 5.21 N, 5.37 Found C, 50.40 H, 5.29 N, 5.28
53	 <p>•HCl</p>	DMSO-d ₆ 1.82(4H, m) 2.80(2H, m) 3.16(1H, dd, J=9, 12Hz) 3.24(1H, dd, J=6, 12Hz) 4.05(2H, brs) 4.81(1H, ddd, J=6, 7.9Hz) 5.14(1H, d, J=12Hz) 5.17(1H, d, J=12Hz) 7.16–7.39(10H, m) 7.91(3H, brs) 8.19(1H, s) 9.50(1H, d, J=7Hz) 13.32(1H, s)	KBr 3397 2958 1719 1642 1586 1543	531 (free base, MH ⁺)	C ₂₇ H ₂₈ Cl ₂ N ₂ O ₅ ·HCl Calculated C, 57.11 H, 5.15 N, 4.93 Found C, 56.97 H, 5.22 N, 5.15

TABLE 29

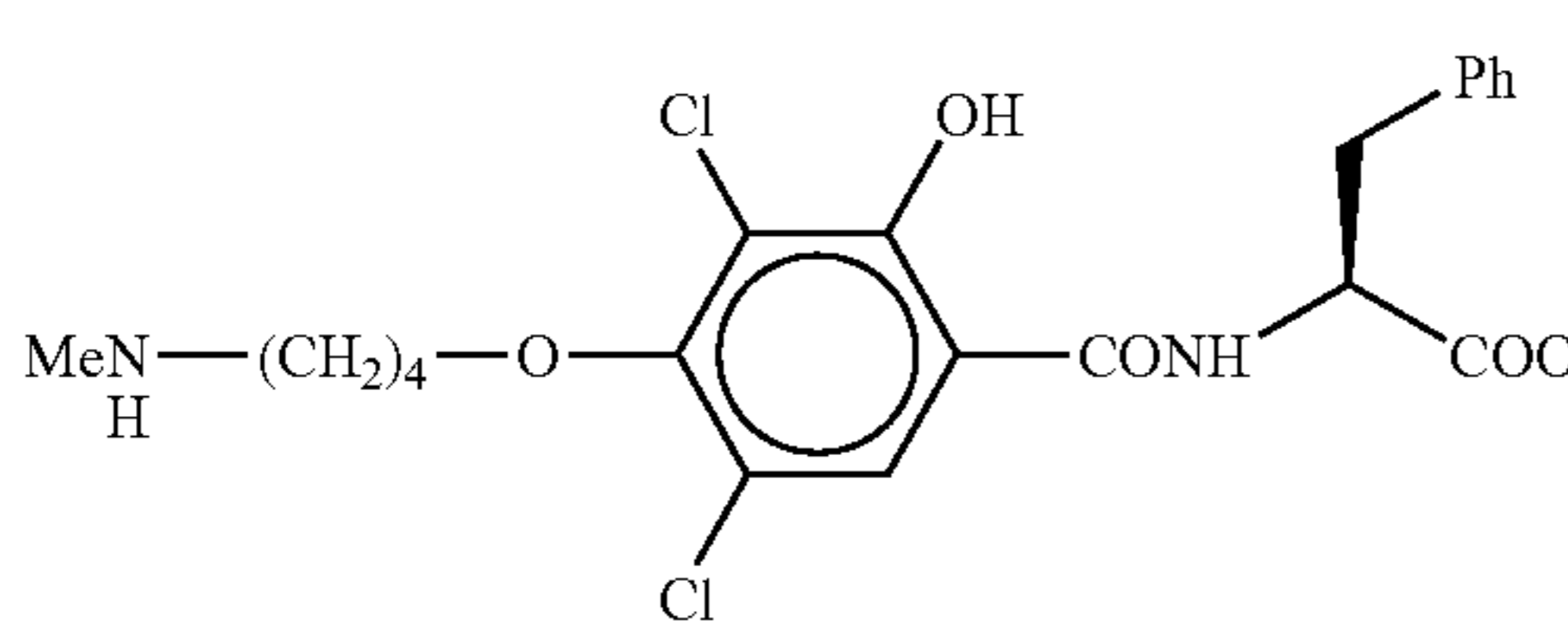
Ex. No.	Compound	¹ H-NMR δ (ppm), 300 MHz	IR (cm ⁻¹)	FAB-MS	Elemental analysis (%)
54	 <p>•HCl</p>	DMSO-d ₆ 1.84(4H, brs) 2.54(3H, t, J=6Hz) 2.95(2H, brs) 3.16(1H, d, J=10, 12Hz) 3.25(1H, d, J=6, 12Hz) 4.05(2H, brs) 4.81(1H, ddd, J=6, 7, 9Hz) 5.14(1H, d, J=12Hz) 5.17(1H, d, J=12Hz) 7.28–7.87 (10H, m) 8.19(1H, s) 8.75(2H, brs) 9.50(1H, d, J=7Hz) 13.32(1H, s)	KBr 3412 3300 2958 2789 1745 1639 1584 1541	545 (free base, MH ⁺)	C ₂₈ H ₃₀ Cl ₂ N ₂ O ₅ ·HCl Calculated C, 57.79 H, 5.37 N, 4.81 Found C, 57.34 H, 5.44 N, 4.78

TABLE 29-continued

Ex. No.	Compound	¹ H-NMR δ (ppm), 300 MHz	IR (cm ⁻¹)	FAB-MS	Elemental analysis (%)
55	 •HCl	DMSO-d ₆ 1.76–1.95(4H, m) 2.75(6H, s) 3.05–3.30(4H, m) 4.06(2H, t, J=7Hz) 4.75–4.87(1H, m) 5.10–5.20(2H, m) 7.18–7.40 (10H, m) 8.18(1H, s) 9.52(1H, brs) 10.20(1H, brs) 13.40(1H, brs)	KBr 2957 2690 1740 1638 1584 1456	558 (free base, MH ⁺)	C ₂₉ H ₃₂ Cl ₂ N ₂ O ₅ ·HCl Calculated C, 58.45 H, 5.58 Found C, 58.18 H, 5.49 N, 4.72

TABLE 30

Ex. No.	Compound	¹ H-NMR δ (ppm), 300 MHz	IR (cm ⁻¹)	FAB-MS	Elemental analysis (%)
56	 •3HCl	DMSO-d ₆ 1.82(4H, m) 2.95(2H, m) 3.08–3.55 (12H, m) 4.04(2H, brs) 4.41(2H, m) 4.88(1H, m) 7.12–7.36 (5H, m) 7.97(3H, brs) 8.31(1H, s) 9.63(3H, m)	KBr 3423 2957 1751 1638 1585 1542 1458	553 (free base, MH ⁺)	C ₂₆ H ₃₄ Cl ₂ N ₄ O ₅ ·3HCl Calculated C, 47.11 H, 5.63 Found C, 45.84 H, 5.72 N, 7.76
57	 •HCl	DMSO-d ₆ 1.42–1.86 (10H, m) 2.22–2.40 (4H, m) 2.72–2.84 (2H, m) 3.18–3.28 (2H, m) 4.66–4.72 (1H, m) 7.16–7.34 (5H, m) 7.84(2H, br) 8.20, 8.22(1H, s) 9.34, 9.53(1H, d, J=5.8Hz) 13.32, 13.48(1H, s)	KBr 3422 2937 1752 1639 1584 1541 1457 1346 1227	536 (free base, MH ⁺)	

TABLE 31

Ex. No.	Compound	¹ H-NMR δ (ppm), 300 MHz	IR (cm ⁻¹)	FAB-MS	Elemental analysis (%)
58	<p>•2HCl</p>	DMSO-d ₆ 2.81(3H, s) 3.13–3.80(10H, m) 4.27–4.47(2H, m) 4.66–4.83(1H, m) 7.13–7.32(5H, m) 8.22(1H, s) 9.49(1H, d, J=8.5Hz) 13.71(1H, brs)	KBr 1740 1641 1584 1457 1355 1220	510 free base, MH ⁺	C ₂₄ H ₂₉ Cl ₂ N ₃ O ₅ ·2HCl Calculated C, 49.42 H, 5.36 N, 7.20 Found C, 47.94 H, 5.52 N, 6.77
59		DMSO-d ₆ 1.15(3H, d, J=6.2Hz) 2.78–3.95(13H, m) 3.67(3H, s) 4.54–4.72(1H, m) 7.17–7.34(5H, m) 7.45(1H, s) 8.69–8.82(1H, m) 12.27–12.36(1H, m)		510 (MH ⁺)	

TABLE 32

Ex. No.	Compound	¹ H-NMR δ (ppm), 300 MHz	IR (cm ⁻¹)	FAB-MS	Elemental analysis (%)
60	<p>•2HCl</p>	DMSO-d ₆ 1.30(3H, d, J=6Hz) 3.00–3.70(11H, m) 3.67(3H, s) 4.42(2H, s) 4.75(1H, m) 7.18–7.30(5H, m) 8.23(1H, s) 9.52(1H, d, J=9Hz) 9.80(1H, br) 13.39(1H, br)		510 (free base, MH ⁺)	
61	<p>•2HCl</p>	DMSO-d ₆ 1.29(3H, d, J=6.3Hz) 3.00–3.20(9H, m) 3.66(3H, s) 4.41(2H, brs) 4.77(1H, m) 7.15–7.30(5H, m) 8.22(1H, s) 9.49(1H, d, J=7.6Hz) 9.70(2H, br) 13.35(1H, brs)	KBr 3427 1736 1641 1458 1222	510 (free base, MH ⁺)	Optical rotation: [α] _D ²⁵ = -53.0 ⁺ (c = 0.37, MeOH)

TABLE 33

Ex. No.	Compound	¹ H-NMR δ (ppm), 300 MHz	IR (cm ⁻¹)	FAB-MS	Elemental analysis (%)
62	<p>•2HCl</p>	DMSO-d ₆ 1.30(3H, d, J=6.0Hz) 3.09–3.83(11H, m) 3.67(3H, s) 4.34–4.47(2H, m) 4.73–6.81(1H, m) 7.17–7.29(5H, m) 8.23(1H, s) 9.51(1H, d, J=6.0Hz) 9.63–9.92(1H, m) 13.35–13.47(1H, m)	KBr 3425 2450 1747 1664 1452 1248 1213	510 (free base, MH ⁺)	C ₂₄ H ₂₉ Cl ₂ N ₃ O ₅ ·2HCl Calculated C, 54.16 H, 5.13 N, 6.11 Found C, 53.21 H, 5.25 N, 5.96

TABLE 33-continued

Ex. No.	Compound	¹ H-NMR δ (ppm), 300 MHz	IR (cm ⁻¹)	FAB-MS	Elemental analysis (%)
63	 •2HCl	DMSO-d ₆ 1.34(3H, d, J=8Hz) 2.80(3H, s) 3.00–3.70(11H, m) 3.67(3H, s) 4.37(2H, brs) 4.75(1H, m) 7.15–7.32(5H, m) 8.22(1H, s) 9.50(1H, d, J=6Hz) 13.39(1H, s)		524 (free base, MH ⁺)	

TABLE 34

Ex. No.	Compound	¹ H-NMR δ (ppm), 300 MHz	IR (cm ⁻¹)	FAB-MS	Elemental analysis (%)
64	 •HCl	DMSO-d ₆ 1.14(3H, t, J=7.6 Hz) 2.48–2.52(8H, m) (4H, m) 4.11(2H, q, J=7.6 Hz) 4.39(2H, bs) 4.68–4.80(1H, m) 7.18–7.32(5H, m) 8.23(1H, s) 9.47(1H, d, J=8.8 Hz)	KBr 2950 2784 1745 1637 1589 1544 1465 1369 1264 1097	510 (free base, MH ⁺)	
65		DMSO-d ₆ 1.11(3H, t, J=6.0 Hz) 2.60–3.20(13H, m) (4H, m) 4.62–4.66(1H, m) 7.20–7.30(5H, m) 7.75(1H, s)	KBr 3422 2940 2360 1736 1638 1456	524 (MH ⁺)	

TABLE 35

Ex. No.	Compound	¹ H-NMR δ (ppm), 300 MHz	IR (cm ⁻¹)	FAB-MS	Elemental analysis (%)
66	 •2HCl	DMSO-d ₆ 2.10–2.35 (2H, m) 2.80(3H, s) 3.10–3.94(12H, m) 3.66(3H, s) 4.10–4.22 (2H, m) 4.62–4.72(1H, m) 7.20–7.41(5H, m) 8.20(1H, s) 9.47(1H, d, J=6.0 Hz) 13.3(1H, brs)	KBr 3423 1740 1640 1584 1458 1356 1219	524 (free base, MH ⁺)	C ₂₃ H ₃₁ Cl ₂ N ₃ O ₅ ·2HCl Calculated C, 50.27 H, 5.57 N, 7.03 Found C, 49.88 H, 5.56 N, 6.93
67	 •2HCl	DMSO-d ₆ 1.14(3H, t, J=6.0 Hz) 2.23(2H, m) 3.00–3.05(10H, m) 4.05–4.16(4H, m) 4.67–4.77(1H, m) 7.12–7.35(5H, m) 7.50–7.66(1H, m) 8.21(1H, brs) 9.40–9.60(1H, brs) 9.45(1H, d, J=6.0 Hz) 13.40(1H, brs)	KBr 2361 2343 1584 1458 1352 1216	524 (free base, MH ⁺)	C ₂₅ H ₃₁ Cl ₂ N ₃ O ₅ ·2HCl Calculated C, 50.27 H, 5.57 N, 7.03 Found C, 49.68 H, 5.68 N, 6.66

TABLE 36

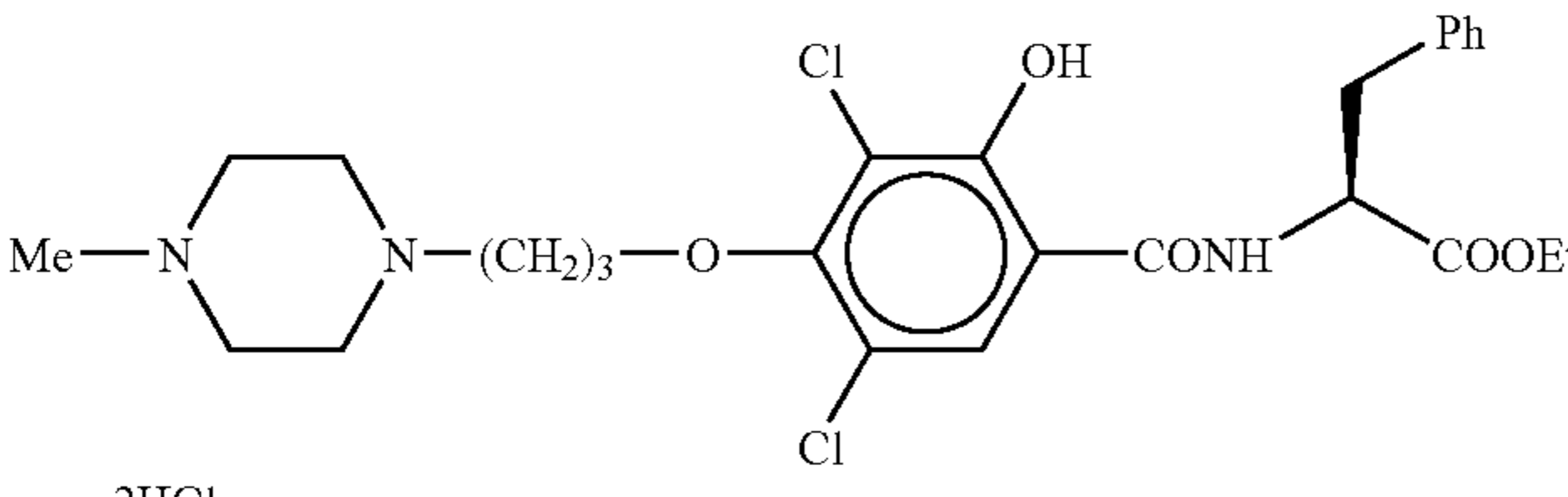
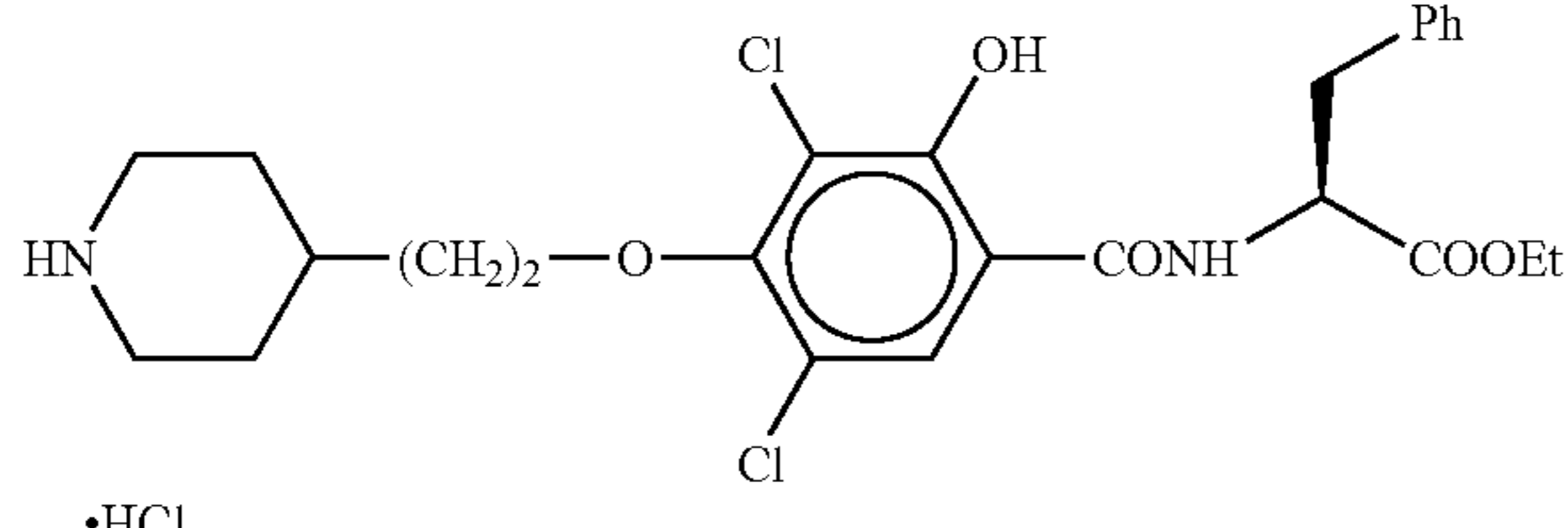
Ex. No.	Compound	¹ H-NMR δ (ppm), 300 MHz	IR (cm ⁻¹)	FAB-MS	Elemental analysis (%)
68	 <p>•2HCl</p>	DMSO-d ₆ 1.21(3H, t, J=8 Hz) 2.25(2H, brs) 2.82(3H, s) 3.08–3.90(12H, m) 4.06–4.13 (4H, m) 4.70(1H, m) 7.16–7.28 (5H, m) 8.21(1H, s) 9.45(1H, d, J=8 Hz) 13.36(1H, brs)	538 (free base, MH ⁺)		
69	 <p>•HCl</p>	DMSO-d ₆ 1.12(3H, t, J=6.9 Hz) 1.29–1.47(2H, m) 1.73(2H, dd, J=5.7, 12.0 Hz) 1.80–1.95 (4H, m) 2.85(2H, m) 3.07–3.28 (4H, m) 4.04–4.13(4H, m) 4.67–4.75(1H, m) 7.16–7.28 (5H, m) 8.20(1H, s) 8.65(1H, brs) 8.87(1H, brs) 9.50(1H, brs) 13.35(1H, brs)	KBr 3372 2940 2805 2726 2489 1739 1642 1585 1544 1460 1412 1360 1352 1219	509 (free base, M ⁺)	

TABLE 37

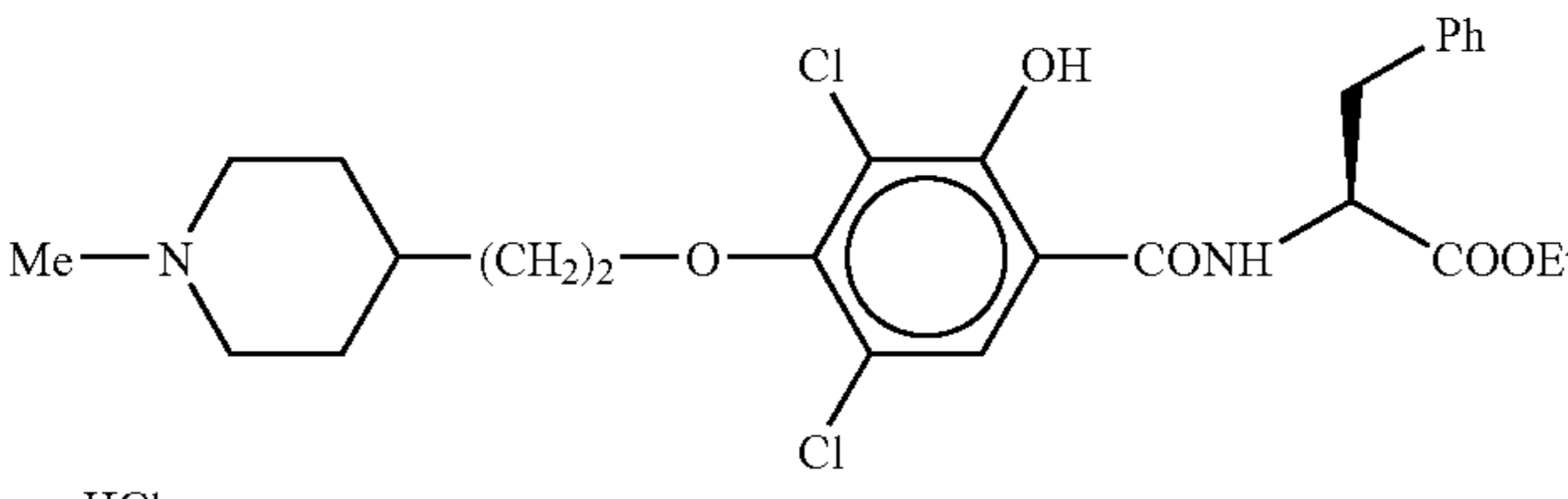
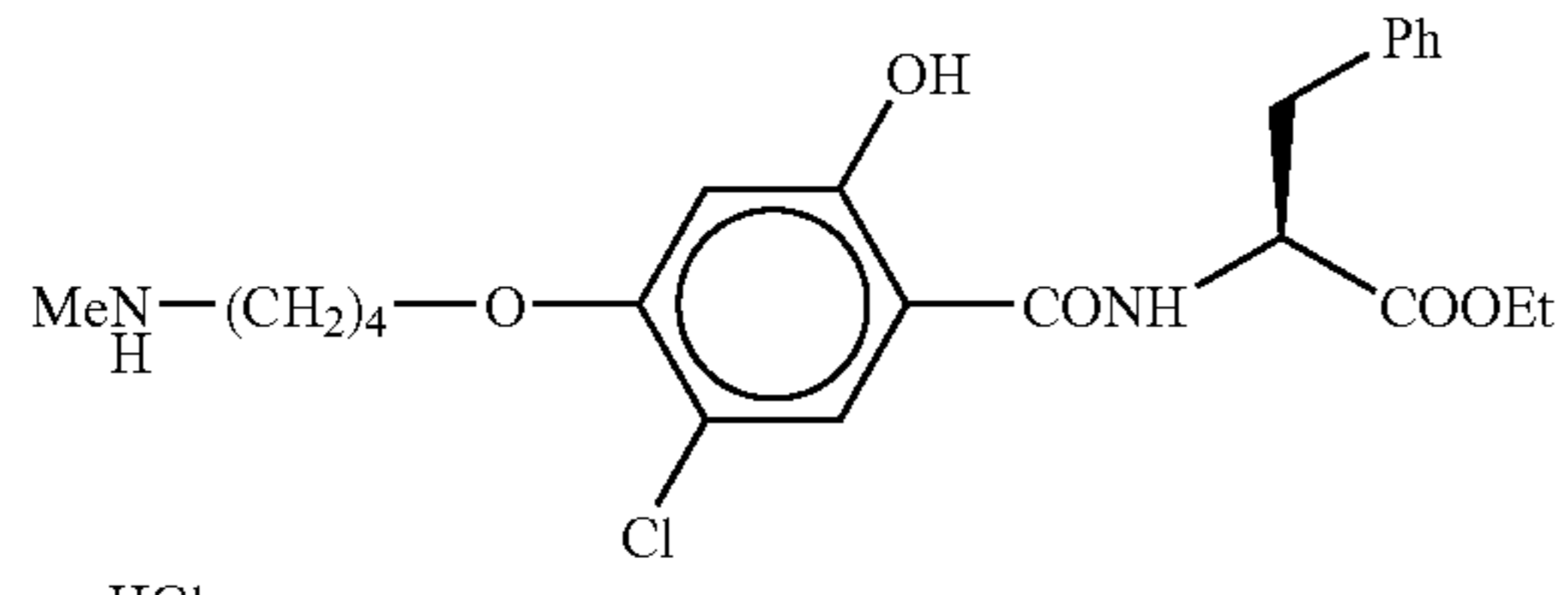
Ex. No.	Compound	¹ H-NMR δ (ppm), 300 MHz	IR (cm ⁻¹)	FAB-MS	Elemental analysis (%)
70	 <p>•HCl</p>	DMSO-d ₆ 1.23(3H, t, J=7.1 Hz) 1.42–1.57 (2H, m) 1.68–1.98 (5H, m) 2.69(3H, s) 2.88–2.96(2H, m) 3.10–3.24(2H, m) 3.31–3.39(2H, m) 4.05–4.14(4H, m) 4.72(1H, ddd, J=6.3, 7.5, 9.1 Hz) 7.15–7.29 (5H, m) 8.21(1H, s) 9.48(1H, d, J=7.5 Hz) 10.34(1H, brs) 13.35 (1H, brs)	KBr 3406 2938 1736 1638 1584 1460 1412 1352 1215 1075 957 701	523 (free base, MH ⁺)	
71	 <p>•HCl</p>	CDCl ₃ 1.13(3H, t, J=7.0 Hz) 1.70–1.88 (4H, m) 2.49–2.53(5H, m) 3.07–3.21(2H, m) 4.06–4.13(4H, m) 4.69 (1H, dd, J=8.4, 15.6 Hz) 6.67(1H, s) 7.18–7.32(5H, m) 8.04(1H, s) 8.75(1H, brs) 8.99(1H, d, J= 7.2 Hz) 12.51(1H, brs)	449.1 (free base, MH ⁺)	C ₂₃ H ₃₀ Cl ₂ N ₂ O ₅ ·HCl Calculated C, 56.91 H, 6.23 N, 5.77 Found C, 56.90 H, 6.29 N, 5.73	

TABLE 38

Ex. No.	Compound	¹ H-NMR δ (ppm), 300 MHz	IR (cm ⁻¹)	FAB-MS	Elemental analysis (%)
72	 •HCl	DMSO-d ₆ 1.13(3H, t, J=7.0 Hz) 1.75–1.90(4H, brs) 2.74(3H, s) 2.75(3H, s) 3.12–3.33(4H, m) 4.10(4H, m) 4.70 (1H, dd, J=4.3, 14.4 Hz) 6.65(1H, brs) 7.21–7.29(5H, m) 8.04(1H, s) 8.98(1H, d, J=7.8 Hz) 12.51(1H, s)	KBr 3428 2958 2686 1736 1637 1604 1541 1493 1375 1267 1198	463 (free base, MH ⁺)	
73	 •HCl	CDCl ₃ 1.95–2.10(4H, m) 2.70(3H, s) 3.11(2H, t, J=7.5 Hz) 3.21(2H, m) 3.77(3H, s) 4.01(2H, t, J=6.0 Hz) 5.00(1H, m) 6.38(1H, s) 7.02(1H, d, J=7.2 Hz) 7.14–7.32(5H, m) 7.52(1H, s) 9.43(2H, brs) 12.2(1H, s)	KBr 1741 1637 1489 1265	479 free base, MH ⁺	

TABLE 39

Ex. No.	Compound	¹ H-NMR δ (ppm), 300 MHz	IR (cm ⁻¹)	FAB-MS	Elemental analysis (%)
74	 •HCl	DMSO-d ₆ 1.13(3H, t, J=7.0 Hz) 1.70–1.89(4H, m) 2.87(2H, m) 3.2(2H, m) 4.0–4.1(4H, m) 4.7(1H, m) 6.65(1H, s) 7.15–7.30(5H, m) 7.92(3H, brs) 8.17(1H, s) 8.98(1H, d, J=5.6 Hz) 12.51(1H, s)	KBr 1736 1601 1489 1373 1263	479 (free base, MH ⁺)	C ₂₂ H ₂₇ BrN ₂ O ₅ ·HCl Calculated C, 5.123 H, 5.47 N, 5.43 Found C, 50.93 H, 5.51 N, 5.34
75	 •HCl	CDCl ₃ 1.27(3H, t, J=7.2 Hz) 1.93–2.02(2H, m) 2.07–2.17(2H, m) 2.71(3H, s) 3.1–3.2(2H, m) 3.2–3.3(2H, m) 4.03(2H, t, J=6 Hz) 4.23(2H, q, J=7 Hz) 4.98(1H, dt, J=7, 6 Hz) 6.39(1H, s) 6.88(1H, d, J=7.8 Hz) 7.14–7.18(2H, m) 7.22–7.32(3H, m) 7.49(1H, m) 9.51(2H, brs) 12.29(1H, brs)	KBr 3374 2960 1736 1638 1599 1376 1266 1199	493 (free base, MH ⁺)	

TABLE 40

Ex. No.	Compound	¹ H-NMR δ (ppm), 300 MHz	IR (cm ⁻¹)	FAB-MS	Elemental analysis (%)
76	<p>•HCl</p>	DMSO-d ₆ 1.91(4H, m) 2.12(3H, s) 2.57(3H, s) 2.98(2H, m) 3.10–3.30(2H, m) 3.70(3H, s) 3.99(2H, m) 4.78(1H, m) 6.35(1H, s) 7.15–7.30(5H, m) 7.65(1H, s) 8.62(1H, brs) 9.24(2H, brs) 12.09(1H, s)		449 (free base, M - 1)	
77	<p>•HCl</p>	CDCl ₃ 1.13(3H, t, J=7 Hz) 1.85–1.95(4H, m) 2.04(3H, s) 2.18(3H, s) 2.51(3H, m) 2.93(2H, m) 3.16–3.20(2H, m) 3.76(2H, m) 4.10(2H, q, J=7 Hz) 4.69(1H, m) 7.17–7.32(5H, m) 7.71(1H, s) 9.01(2H, brs) 9.07(1H, d, J=8 Hz) 12.66(1H, s)		442 (free base, MH ⁺)	

TABLE 41

Ex. No.	Compound	¹ H-NMR δ (ppm), 300 MHz	IR (cm ⁻¹)	FAB-MS	Elemental analysis (%)
78	<p>•HCl</p>	DMSO-d ₆ 1.63–1.78(4H, m) 2.02(3H, s) 2.55(3H, s) 2.82–3.11(4H, m) 3.62(3H, s) 3.84–3.95(2H, m) 4.58–4.65(1H, m) 6.21(1H, d, J=2.4 Hz) 6.24(1H, d, J=2.4 Hz) 7.18–7.36(5H, m) 8.38(1H, d, J=7.5 Hz) 8.62–8.78(2H, m) 9.70(1H, brs)		415 (free base, MH ⁺)	
79	<p>•HCl</p>	DMSO-d ₆ 1.80(4H, m) 2.50(3H, m) 2.95(2H, m) 3.08–3.22(2H, m) 3.65(3H, s) 3.95–4.15(2H, m) 4.60–4.75(3H, m) 6.54(1H, s) 7.15–7.32(5H, m) 7.99(1H, s) 8.68(2H, brs) 8.93(1H, d, J=8 Hz) 12.54(1H, s)		432 (free base, MH ⁺)	

TABLE 42

Ex. No.	Compound	¹ H-NMR δ (ppm), 300 MHz	IR (cm ⁻¹)	FAB-MS	Elemental analysis (%)
80	<p>•HCl</p>	DMSO-d ₆ 1.71–1.83(4H, m) 2.02(3H, s) 2.55(3H, s) 2.88–3.11(4H, m) 3.63(3H, s) 3.92–4.03(1H, m) 6.45(1H, s) 7.08–7.37(5H, m) 8.57–8.78(2H, m) 8.59(1H, d, J=7.8 Hz) 9.80(1H, brs)		493 (free base, MH ⁺)	

TABLE 42-continued

Ex. No.	Compound	¹ H-NMR δ (ppm), 300 MHz	IR (cm ⁻¹)	FAB-MS	Elemental analysis (%)
81	 •HCl	DMSO-d ₆ 1.79–1.93(4H, m) 2.00(3H, s) 2.56(3H, s) 2.91–3.11(4H, m) 3.63(3H, s) 3.83–3.95(2H, m) 4.60–4.66(1H, m) 7.20–7.36(5H, m) 8.54–8.66(2H, m) 8.93(1H, d, J=7.8 Hz) 9.61(1H, s)		571 (free base, MH ⁺)	

TABLE 43

Ex. No.	Compound
82	 •HCl
83	 •HCl

Ex. No.	¹ H-NMR δ (ppm), 300 MHz	IR (cm ⁻¹)	FAB-MS	Elemental analysis (%)
82	DMSO-d ₆ 1.19 (3H, t, J=7.1 Hz) 1.83(4H, brs) 2.48–2.53(5H, m) 2.94(2H, brs) 3.16–3.34(5H, m) 4.02–4.18(4H, m) 4.76(2H, d, J=2.2 Hz) 4.84–4.92(1H, m) 7.16–7.36(5H, m) 8.22(1H, s) 8.87(2H, brs) 9.56(1H, d, J=7.2 Hz) 13.31(1H, s)	KBr 2961 1750 1461 1178	541 (free base, MH ⁺)	C ₂₅ H ₃₀ Cl ₂ N ₂ O ₇ .HCl Calculated C, 51.96 H, 5.41 N, 4.85 Found C, 51.88 H, 5.40 N, 4.82
83	DMSO-d ₆ 1.32 (3H, t, J=7.0 Hz) 1.82(4H, brs) 2.57(3H, brs) 2.97(2H, brs) 4.06(2H, brs) 4.32(2H, q, J=7.0 Hz) 4.99(1H, dd, J=5.7, 14.1 Hz) 7.16–7.36(7H, m) 8.01(2H, d, J=8.7 Hz) 8.23(1H, brs) 8.33(2H, brs) 9.66(1H, brs) 11.3(1H, brs)	KBr 3426 2960 1717 1641 1604 1457 1278 1162	603 (free base, M ⁺)	C ₃₀ H ₂₂ O ₇ N ₂ O ₃ .HCl Calculated C, 56.31 H, 5.20 N, 4.38 Found C, 54.81 H, 5.30 N, 4.34

TABLE 44

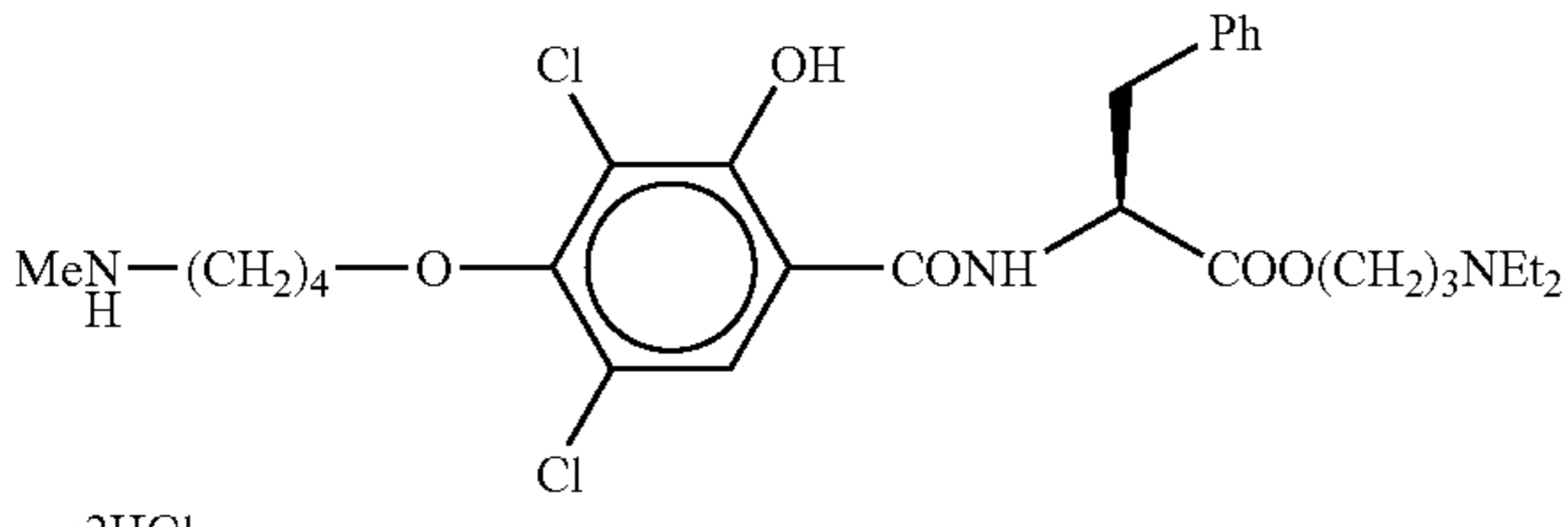
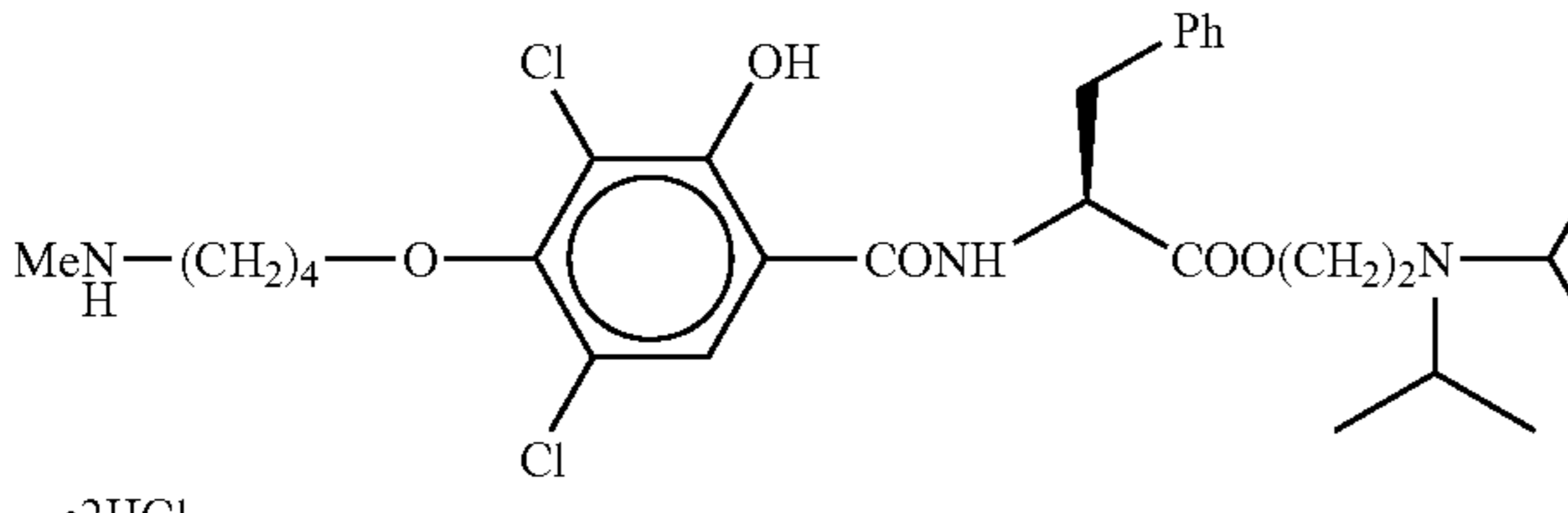
Ex. No.	Compound	¹ H-NMR δ (ppm), 300 MHz	IR (cm ⁻¹)	FAB-MS	Elemental analysis (%)
84	 <p>•2HCl</p>	DMSO-d ₆ 1.15(6H, t, J=7 Hz) 1.75–2.00(6H, m) 2.49(3H, s) 2.90–3.05(8H, m) 3.10–3.25(2H, m) 4.00–4.21(4H, m) 4.74(1H, m) 7.17–7.30(5H, m) 8.28(1H, s) 8.88(2H, brs) 9.64(1H, brs) 10.43(1H, brs) 13.37(1H, brs)		568 (free base, MH ⁺)	
85	 <p>•2HCl</p>	DMSO-d ₆ 1.28(12H, m) 1.84(4H, m) 2.53(3H, t, J=5.7 Hz) 2.94(2H, m) 3.13–3.93(4H, m) 3.63(2H, m) 4.01(2H, m) 4.37–4.48(1H, m) 7.18–7.29(5H, m) 8.31(1H, s) 8.86(2H, brs) 9.70(1H, brs) 10.03(1H, brs) 13.37(1H, brs)		582 (free base, MH ⁺)	

TABLE 45

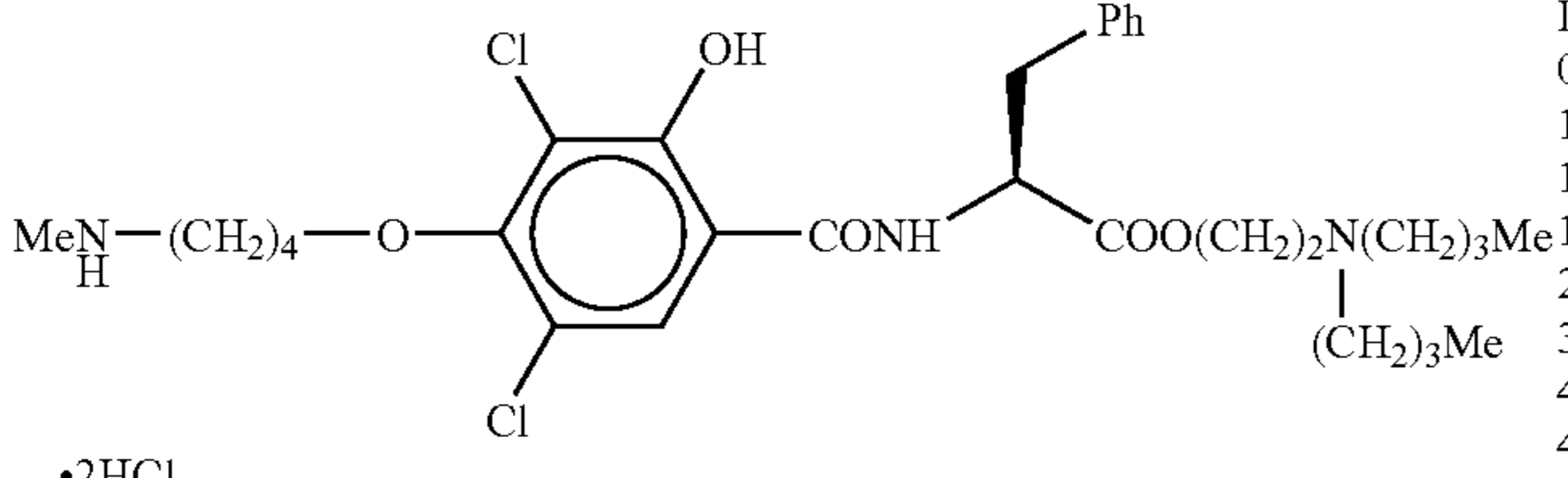
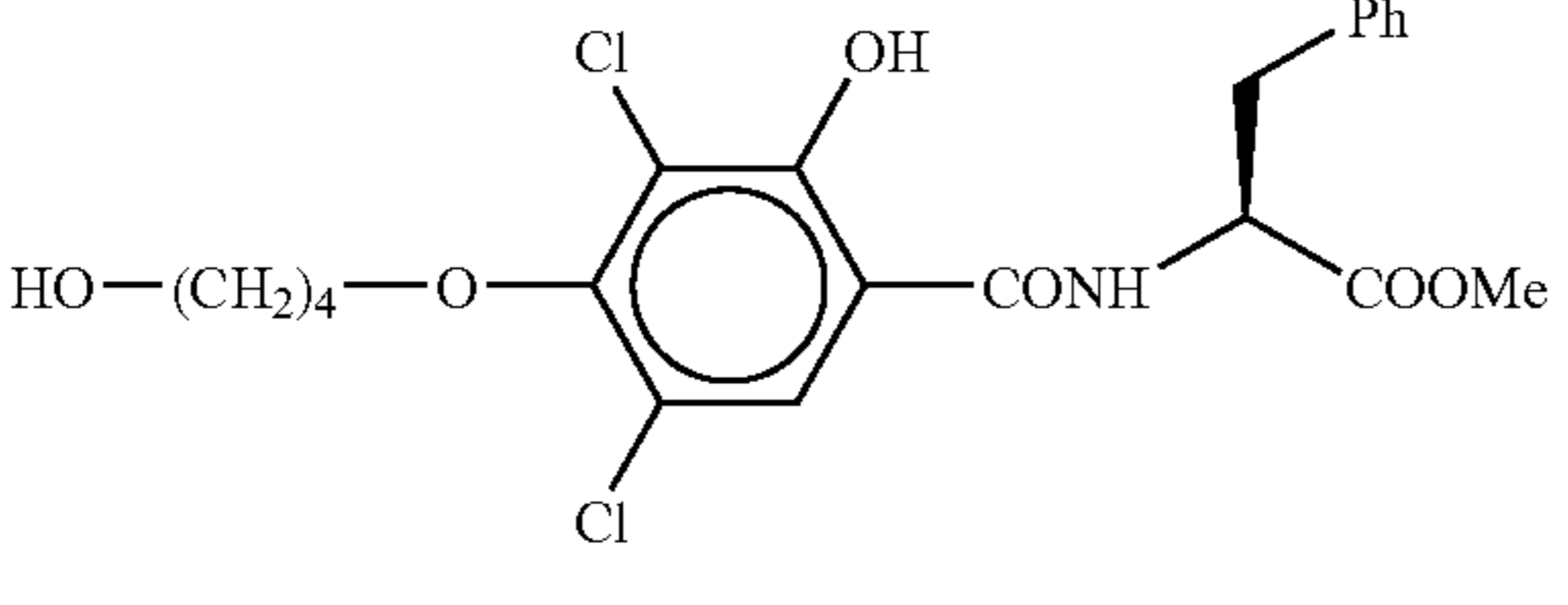
Ex. No.	Compound	¹ H-NMR δ (ppm), 300 MHz	IR (cm ⁻¹)	FAB-MS	Elemental analysis (%)
86	 <p>•2HCl</p>	DMSO-d ₆ 0.72–0.97(6H, m) 1.18–1.42(4H, m) 1.51–1.73(4H, m) 1.75–1.83(4H, m) 2.83–3.15(6H, m) 3.16–3.39(5H, m) 4.02–4.10(2H, m) 4.37–4.55(2H, m) 4.75–4.91(1H, m) 7.20–7.30(5H, m) 8.36(1H, s) 8.68–8.96(2H, m) 9.74–9.88(1H, m) 10.56–10.73(1H, m) 13.32–13.47(1H, m)		610 (free base, MH ⁺)	
87		CDCl ₃ 1.80–1.89(2H, m) 1.19–2.01(2H, m) 3.21(1H, dd, J=14, 6 Hz) 3.28(1H, dd, J=14, 6 Hz) 3.76(2H, t, J=7 Hz) 3.80(3H, s) 4.12(2H, t, J=6 Hz) 5.03(1H, ddd, J=8, 6, 6 Hz) 6.77(1H, d, J=8 Hz) 7.09–7.13(2H, m) 7.28–7.35(3H, m) 12.64(1H, s)		455 (free base, MH ⁺)	

TABLE 46

Ex. No.	Compound	¹ H-NMR δ (ppm), 300 MHz	IR (cm ⁻¹)	FAB- MS	Elemental analysis (%)
88	 •HCl	DMSO-d ₆ 1.70(2H, m) 1.85(2H, m) 2.04(2H, m) 2.62(3H, s) 2.93(2H, brs) 3.18–3.20(2H, m) 3.76(3H, s) 5.01(1H, m) 6.65(1H, d, J=7 Hz) 6.78(1H, s) 7.09–7.32(5H, m) 9.35(2H, brs) 11.87(1H, s)		384 (free base, MH ⁺)	
89	 •HCl	DMSO-d ₆ 1.30(2H, m) 1.58(4H, m) 2.49(3H, s) 2.82(2H, t, J=8 Hz) 3.11(1H, dd, J=14, 9 Hz) 3.19(1H, dd, J=14, 6 Hz) 3.65(3H, s) 4.74(1H, m) 6.75(2H, m) 7.18–7.31(5H, m) 7.81(1H, d, J=9 Hz) 8.75(2H, brs) 9.00(1H, d, J=8 Hz)		399 (free base, MH ⁺)	

TABLE 47

Ex. No.	Compound	¹ H-NMR δ (ppm), 300 MHz	IR (cm ⁻¹)	FAB- MS	Elemental analysis (%)
90	 •HCl	CDCl ₃ 1.25–1.45(4H, m) 1.55–1.64(2H, m) 1.77–1.87(2H, m) 2.54(2H, t, J=7.5 Hz) 2.64(3H, s) 2.90(2H, t, J=7.8 Hz) 3.23(2H, m) 6.63(2H, dd, J=8.1, 1.8 Hz) 6.77(1H, d, J=1.5 Hz) 6.88(2H, d, J=7.8 Hz) 7.10–7.32(6H, m) 9.38(2H, brs) 11.90(1H, brs)		413 (free base, MH ⁺)	

TABLE 48

Ex. No.	Compound	¹ H-NMR δ (ppm), 300 MHz	IR (cm ⁻¹)	FAB- MS	Elemental analysis (%)
91	 •HCl	CDCl ₃ 1.45–1.65(4H, m) 1.90–2.00(2H, m) 2.67(3H, s) 2.86–2.90(2H, t, J=7.5 Hz) 2.80–3.05(2H, m) 3.18–3.31(2H, m) 3.80(3H, s) 5.00–5.05(1H, m) 7.15(–7.32(6H, m) 9.48(2H, brs) 12.44(1H, s)	KBr 3429 2949 1743 1641 1587	467.0 (free base, MH ⁺)	C ₂₃ H ₂₈ Cl ₂ N ₂ O ₄ ·HCl Calculated C, 54.83 H, 5.80 N, 5.56 Found C, 54.63 H, 6.07 N, 5.48

TABLE 48-continued

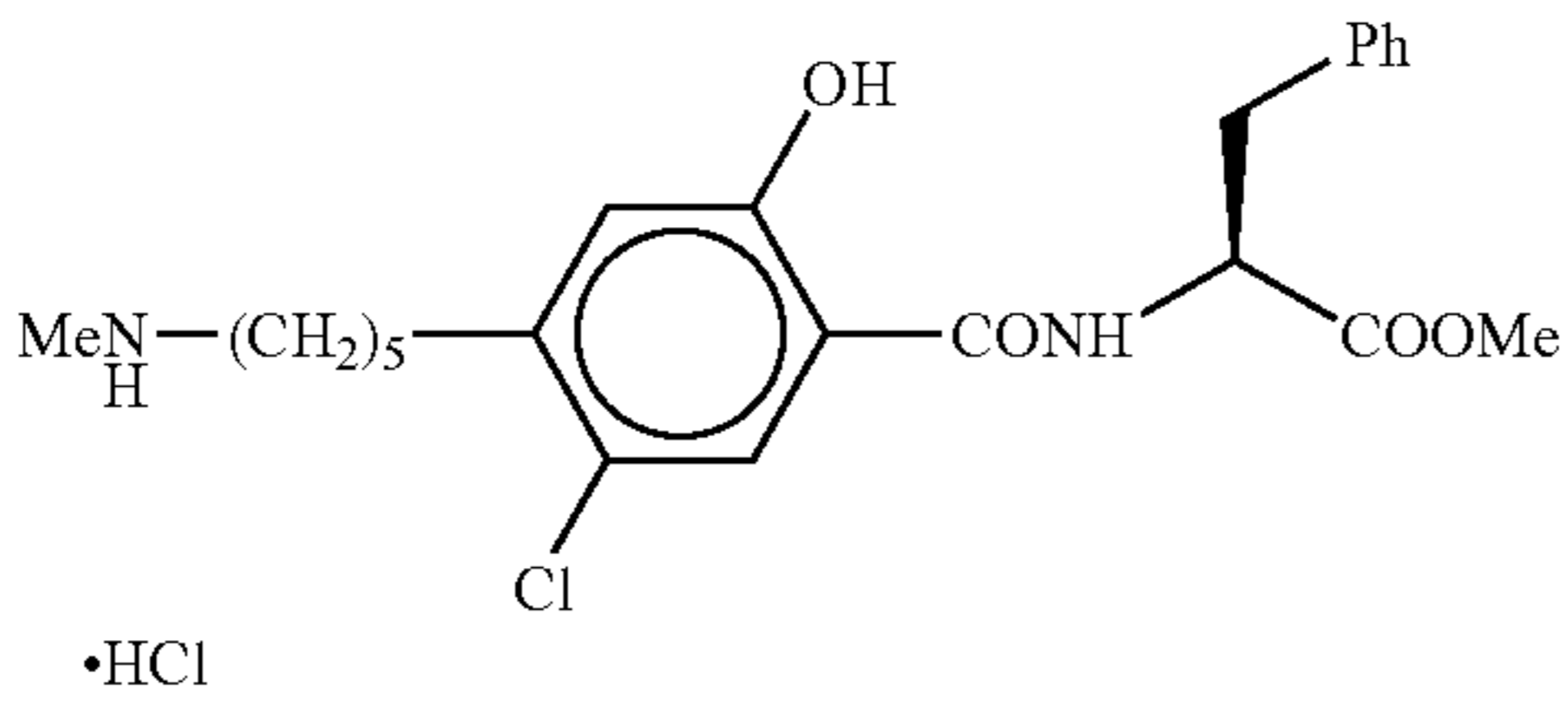
Ex. No.	Compound	¹ H-NMR δ (ppm), 300 MHz	IR (cm ⁻¹)	FAB- MS	Elemental analysis (%)
92		DMSO-d ₆ 1.36(2H, m) 1.45–1.65(4H, m) 2.49(3H, s) 2.82(2H, t, J=7 Hz) 2.83(2H, m) 3.15(2H, m) 3.64(3H, s) 4.74(1H, m) 6.92(1H, s) 7.16–7.31(5H, m) 7.93(1H, s) 8.76(2H, brs) 9.05(1H, d, J=8 Hz) 12.01(1H, s)		433 (free base, MH ⁺)	

TABLE 49

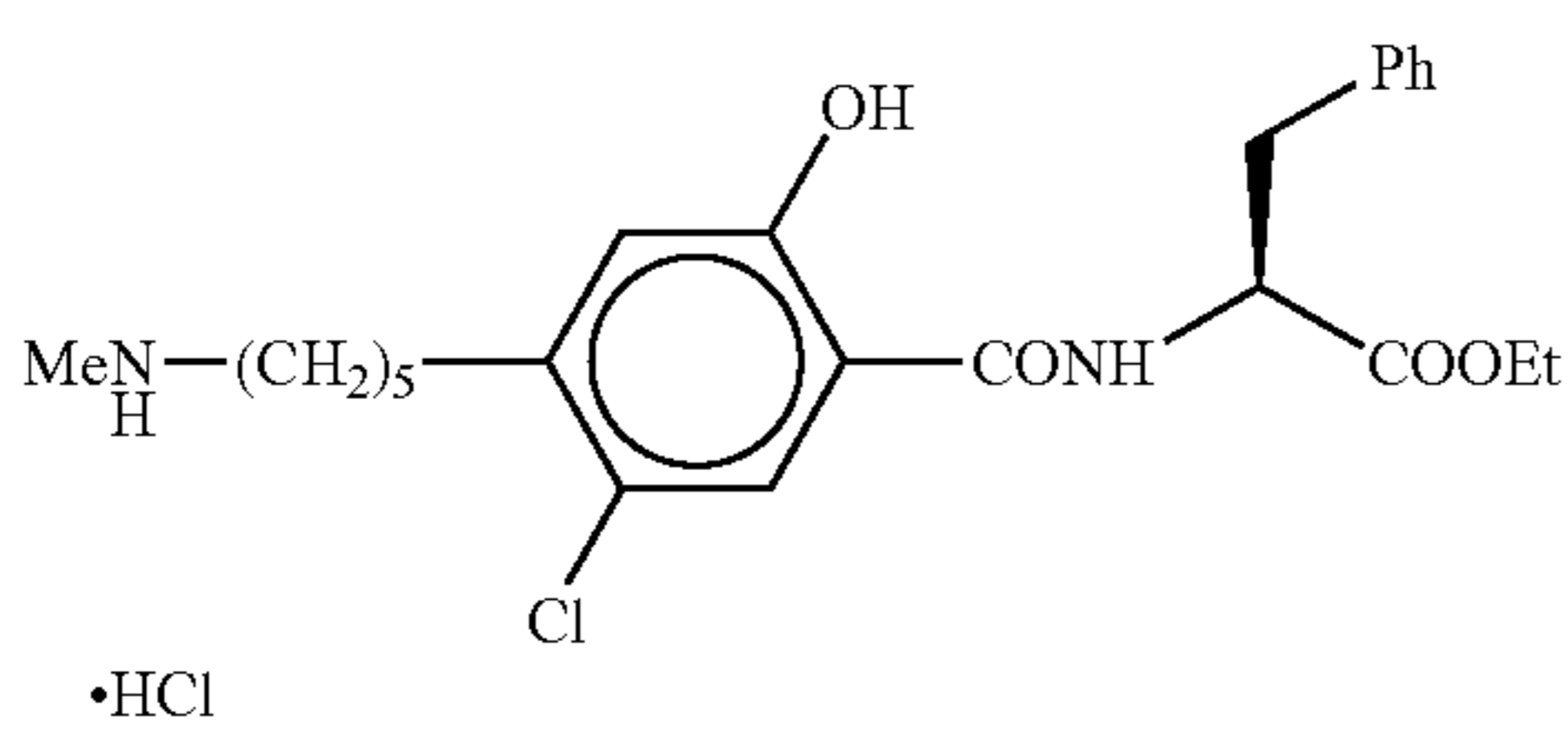
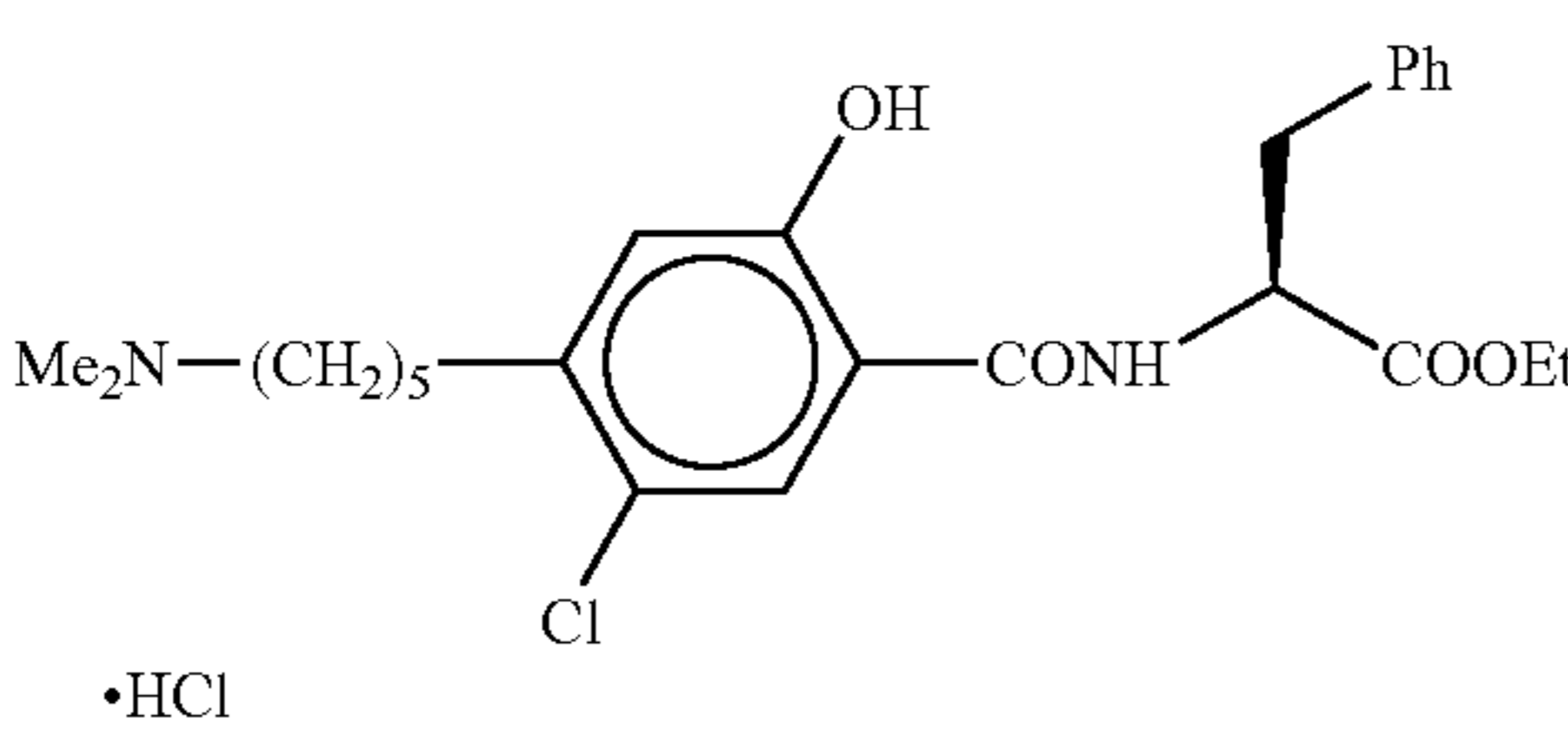
Ex. No.	Compound	¹ H-NMR δ (ppm), 300 MHz	IR (cm ⁻¹)	FAB- MS	Elemental analysis (%)
93		CDCl ₃ 1.28(3H, t, J=7.2 Hz) 1.40–1.51(2H, m) 1.57–1.67(2H, m) 1.84–1.95(2H, m) 2.62–2.68(5H, m) 2.88–3.01(2H, m) 3.16–3.29(2H, m) 4.24(2H, q, J=7.2 Hz) 4.99(1H, ddd, J=6.2, 6.2, 7.5 Hz) 6.77(1H, m) 7.17–7.33(6H, m) 7.35(1H, s) 9.41(2H, brs) 11.67(1H, brs)	KBr 3422 2940 1738 1644 1538 1484 1407 1373 1207 1096 1027 700	447 (free base, MH ⁺)	
94		CDCl ₃ 1.27(3H, t, J=7.1 Hz) 1.34–1.46(2H, m) 1.61–1.71(2H, m) 1.83–1.94(2H, m) 2.69(2H, t, J=7.5 Hz) 2.78(3H, s) 2.79(3H, s) 2.92–3.00(2H, m) 3.18–3.30(2H, m) 4.22(2H, q, J=7.1 Hz) 4.99(1H, ddd, J=6.0, 6.0, 7.2 Hz) 6.88(1H, s) 7.12–7.18(3H, m) 7.23–7.34(3H, m) 7.42(3H, s) 11.60(1H, brs) 12.26(1H, brs)	KBr 3423 2941 2693 1739 1644 1539 1483 1405 1372 1212 1095 1029 957 862 749 703	461 (free base, MH ⁺)	

TABLE 50

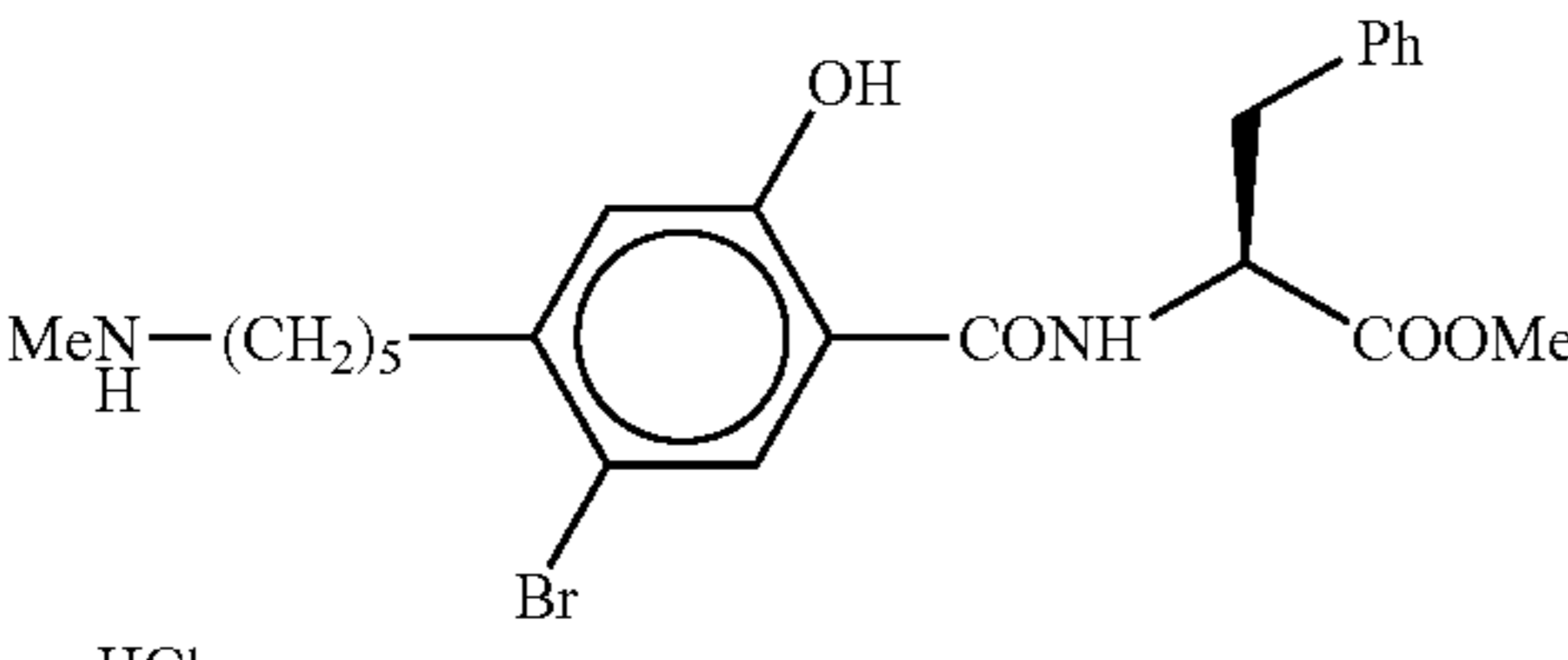
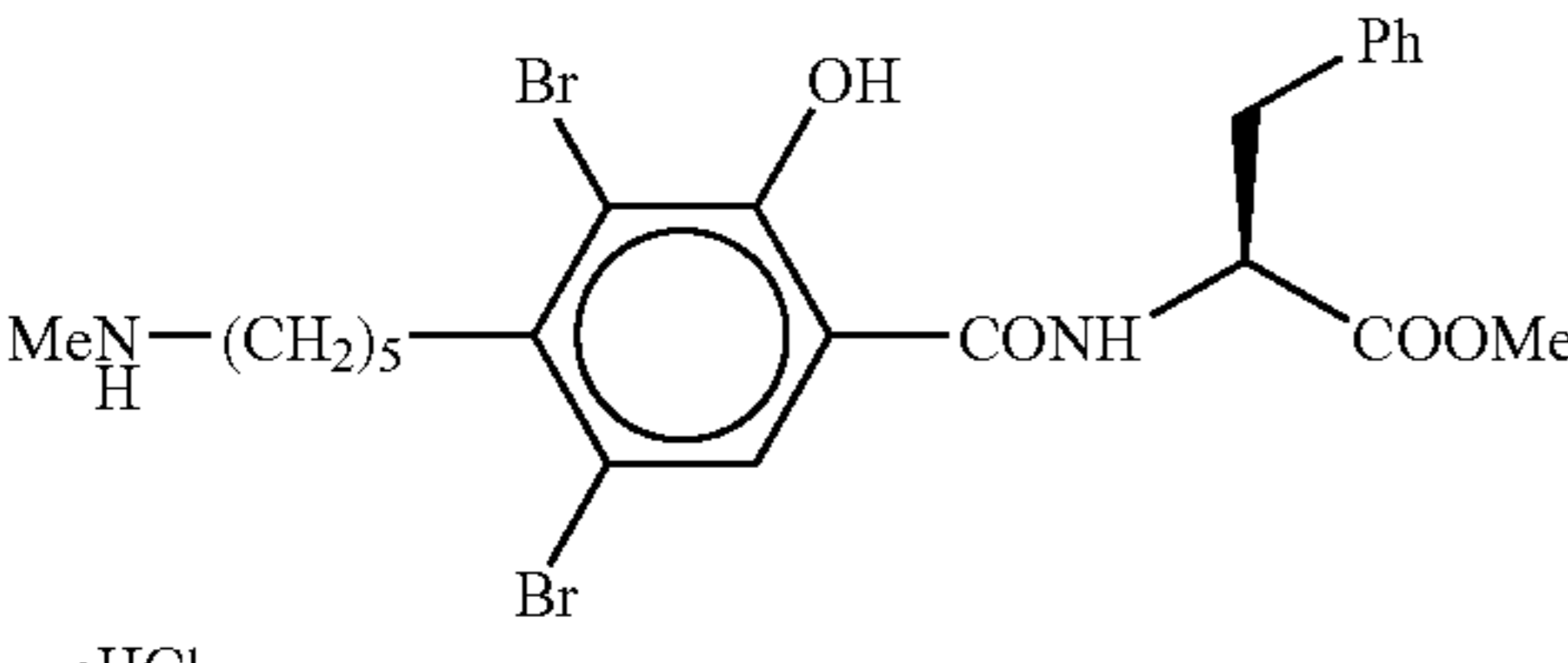
Ex. No.	Compound	¹ H-NMR δ (ppm), 300 MHz	IR (cm ⁻¹)	FAB-MS	Elemental analysis (%)
95	 •HCl	CDCl ₃ 1.4–1.6(4H, m) 1.90(2H, m) 2.50–2.66(5H, m) 2.94(2H, t, J=7.5 Hz) 3.20(2H, m) 5.02(1H, s) 6.77(1H, s) 7.16–7.36(6H, m) 7.54(1H, s) 9.38(2H, brs) 11.57(1H, brs)	KBr 3375 1744 1641 1604 1540	477 (free base, MH ⁺)	
96	 •HCl	CDCl ₃ 1.47–1.60(4H, m) 1.96(2H, m) 2.68(3H, s) 2.94(4H, m) 3.24(2H, dt, J=7.8, 6.3 Hz) 3.80(3H, s) 5.05(1H, q, J=6.9 Hz) 7.14–7.34(6H, m) 7.50(1H, s)		557 (free base, MH ⁺)	

TABLE 51

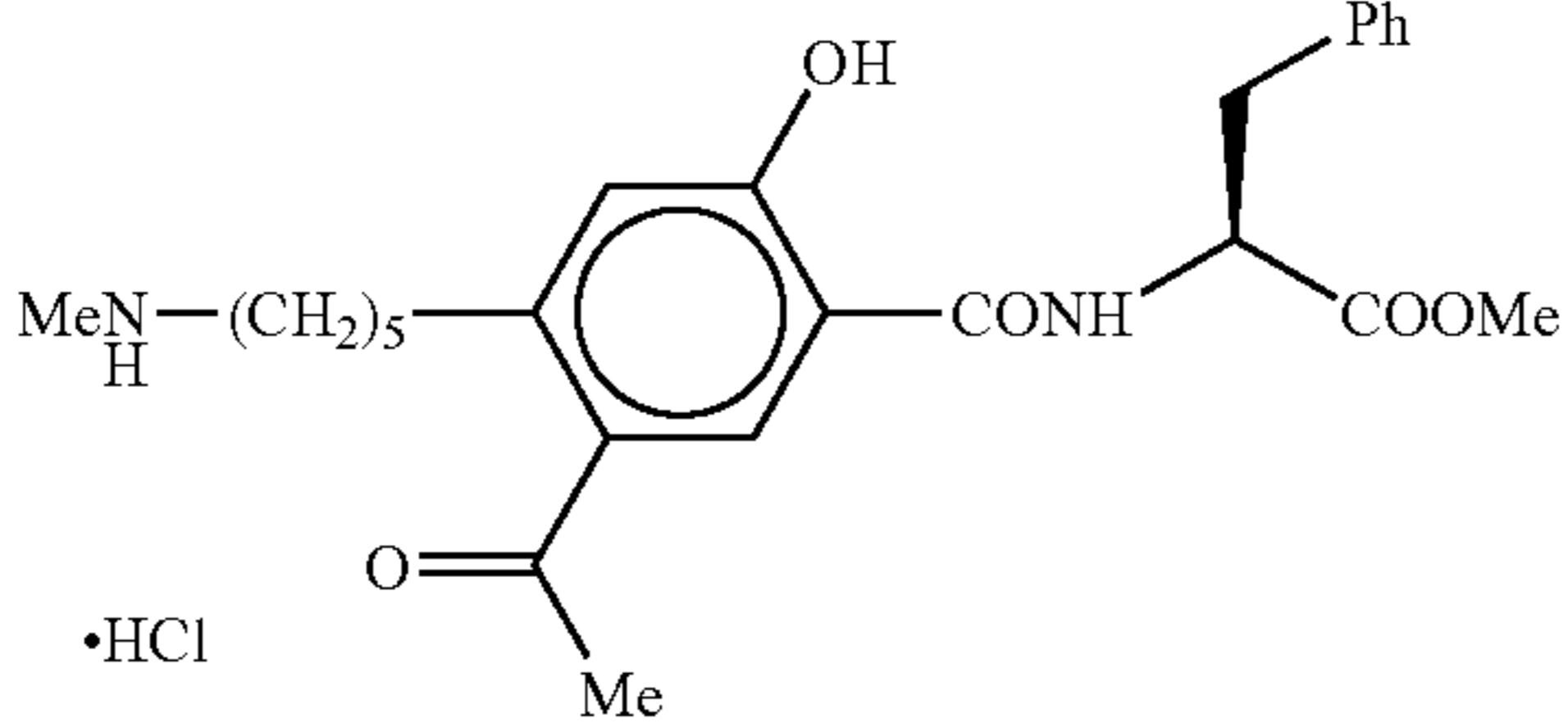
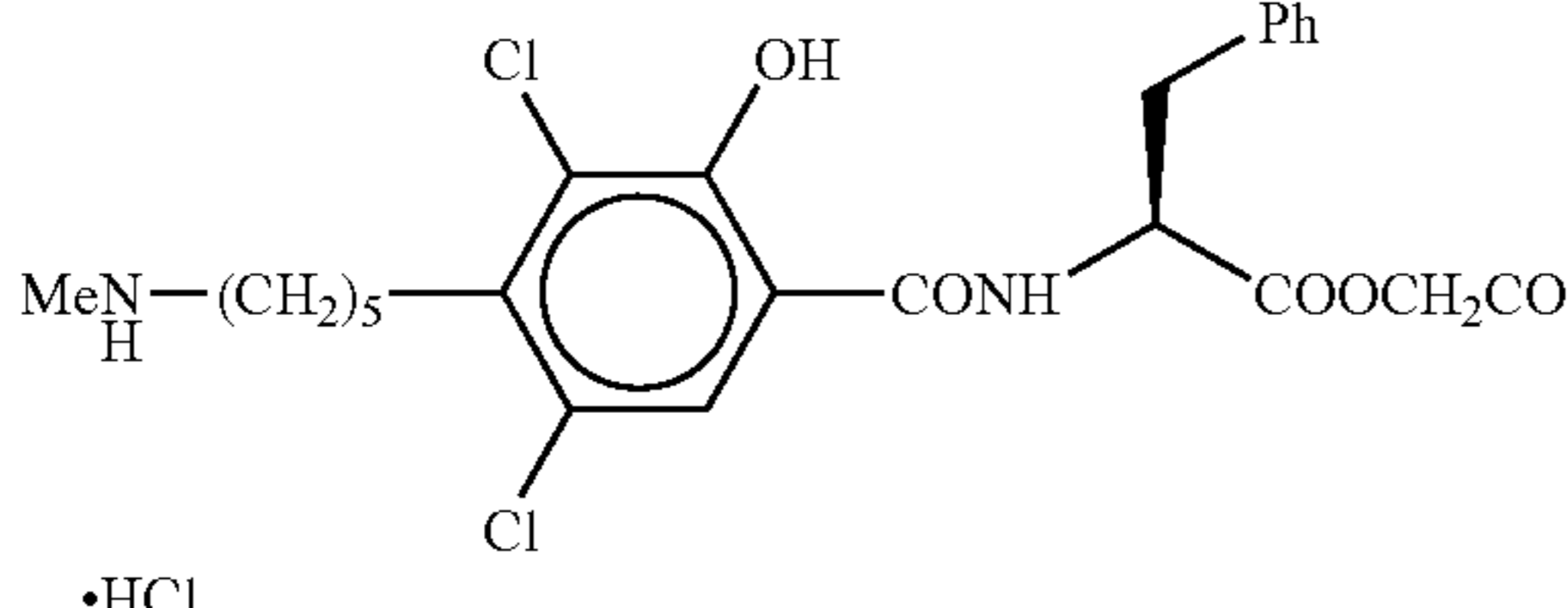
Ex. No.	Compound	¹ H-NMR δ (ppm), 300 MHz	IR (cm ⁻¹)	FAB-MS	Elemental analysis (%)
97	 •HCl	CDCl ₃ 1.45(2H, m) 1.55(2H, m) 1.87(2H, m) 2.46(3H, s) 2.67(3H, m) 2.80(2H, m) 2.94(2H, m) 3.19(1H, dd, J=14, 7 Hz) 3.30(1H, dd, J=14, 5 Hz) 3.80(3H, s) 5.00(1H, ddd, J=8, 7, 5 Hz) 6.74(1H, s) 7.16–7.34(5H, m) 7.83(1H, d, J=8 Hz) 7.93(1H, s) 9.31(2H, brs) 11.84(1H, brs)		441 (free base, MH ⁺)	
98	 •HCl	DMSO-d ₆ 1.19(3H, t, J=7 Hz) 1.30–1.63(6H, m) 2.85–2.90(5H, m) 3.17(1H, dd, J=14, 11 Hz) 3.21(1H, dd, J=14, 5 Hz) 4.14(2H, q, J=7 Hz) 4.77(2H, q, J=16 Hz) 4.88(1H, m) 7.17–7.34(5H, m) 8.13(1H, s) 8.60(2H, brs) 9.55(1H, d, J=8 Hz) 13.14(1H, s)		539 (free base, MH ⁺)	

TABLE 52

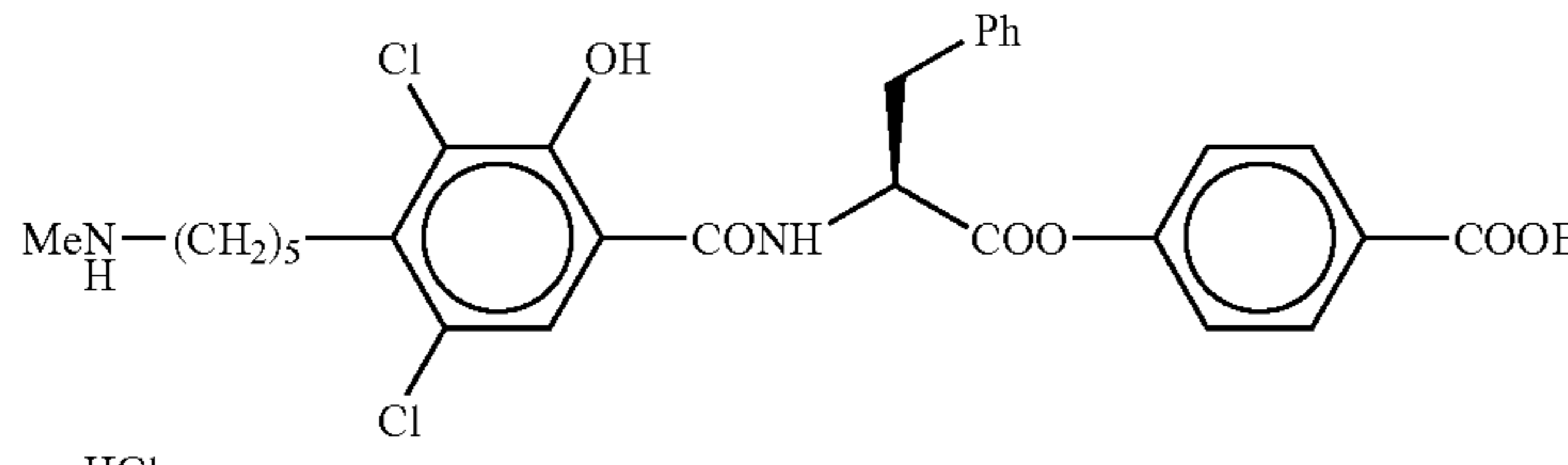
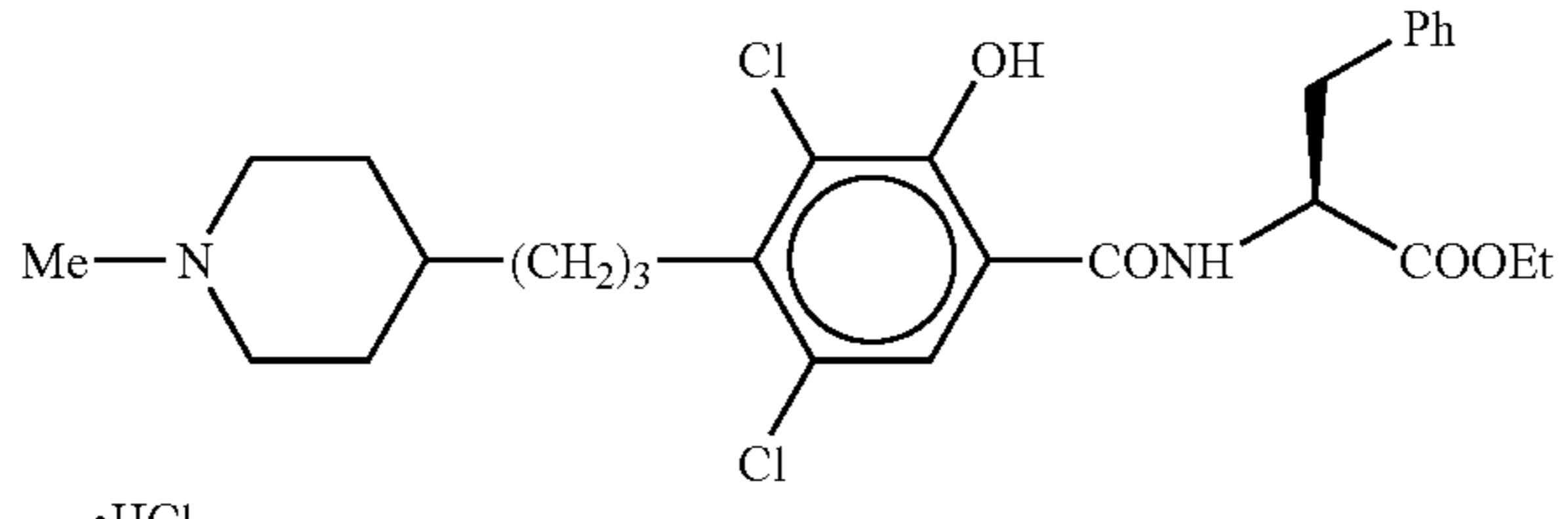
Ex. No.	Compound	¹ H-NMR δ (ppm), 300 MHz	IR (cm ⁻¹)	FAB- MS	Elemental analysis (%)
99	 •HCl	CDCl ₃ 1.38(3H, t, J=6.9 Hz) 1.40–2.0(6H, m) 2.65(3H, s) 2.80–3.00(4H, m) 3.38(2H, d, J=6.3 Hz) 4.37(2H, q, J=7.0 Hz) 5.22(2H, q, J=7.2 Hz) 7.08(2H, d, J=8.7 Hz) 7.23–7.38(7H, m) 8.07(2H, d, J=8.9 Hz) 9.44(2H, brs)		601 (free base, MH ⁺)	
100	 •HCl	DMSO-d ₆ 1.13(3H, t, J=9 Hz) 1.20–1.60(7H, m) 1.80–1.87(2H, m) 2.70(3H, s) 2.80–2.95(4H, m) 3.10–3.40(4H, m) 4.11(2H, q, J=9 Hz) 4.70(1H, m) 7.18–7.30(5H, m) 8.11(1H, s) 9.47(1H, d, J=8 Hz) 9.75(1H, brs) 13.15(1H, brs)		521 (free base, MH ⁺)	

TABLE 53

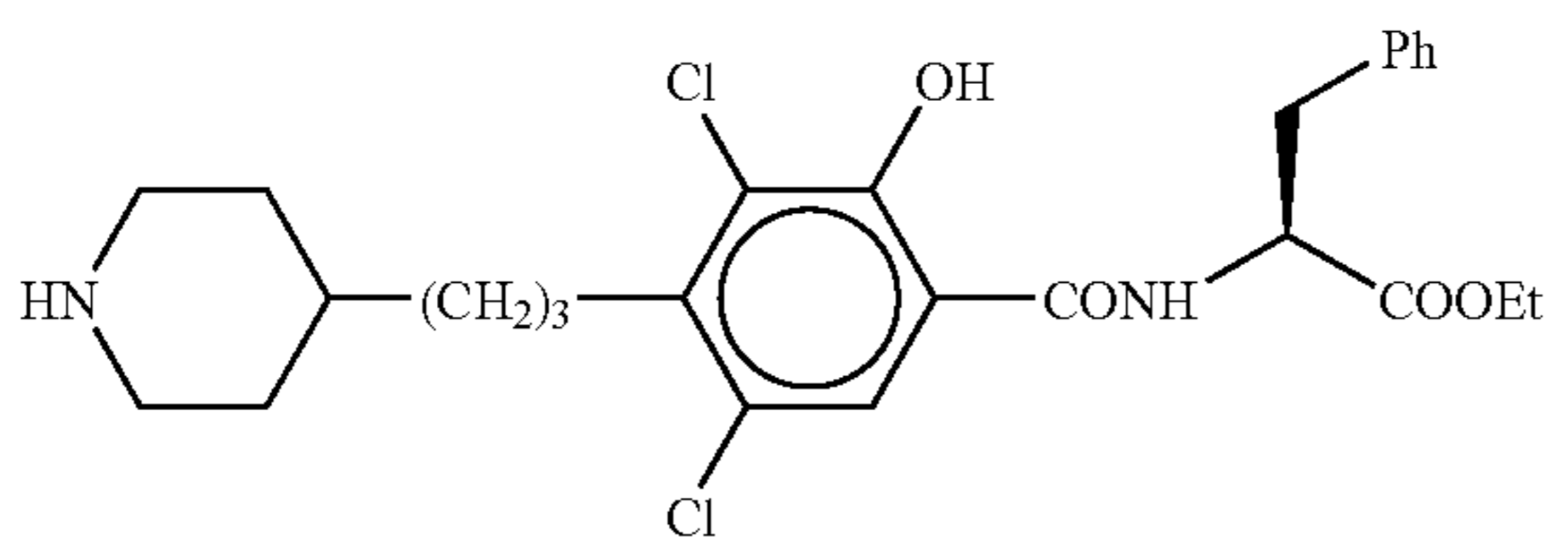
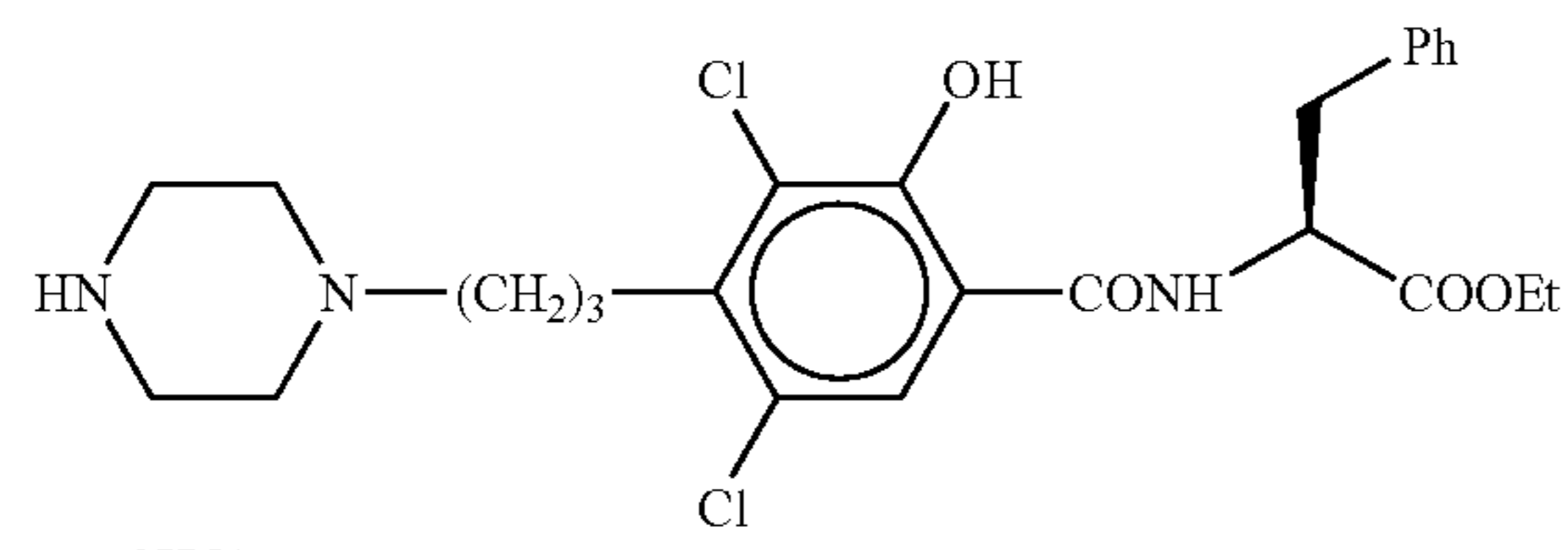
Ex. No.	Compound	¹ H-NMR δ (ppm), 300 MHz	IR (cm ⁻¹)	FAB- MS	Elemental analysis (%)
101	 •HCl	DMSO-d ₆ 1.15(3H, t, J=7.0 Hz) 1.20–1.40(4H, m) 1.45–1.65(3H, m) 1.73–1.85(2H, m) 2.51(2H, s) 2.70–2.90(2H, m) 3.10–3.30(4H, m) 4.11(2H, q, J=7.0 Hz) 4.72(1H, dd, J=6.0, 14.0 Hz) 7.15–7.30(5H, m) 8.13(1H, s) 8.87(1H, brs) 9.49(1H, brd, J=6.0 Hz) 13.2(1H, brs)		507 (free base, MH ⁺)	
102	 •2HCl	1.12(3H, t, J=7.1 Hz) 1.95(2H, brs) 2.92(2H, t, J=7.5 Hz) 3.09–3.78(12H, m) 4.10(2H, q, J=7.1 Hz) 4.71(1H, ddd, J=6.0, 7.2, 9.3 Hz) 7.17–7.28(5H, m) 8.16(1H, s) 9.51(1H, d, J=7.2 Hz) 9.64(2H, brs) 11.79(1H, brs) 13.20(1H, brs)	KBr 3396 2933 2656 1734 1644 1589 1543 1455 1405 1372 1254 1214 1099 1014 701	508.0 (free base, MH ⁺)	

TABLE 54

Ex. No.	Compound	¹ H-NMR δ (ppm), 300 MHz	IR (cm ⁻¹)	FAB-MS	Elemental analysis (%)
103	<p>•2HCl</p>	DMSO-d ₆ 1.13(3H, t, J=7.2 Hz) 1.77–2.12(6H, m) 2.85–3.27(7H, m) 3.48(1H, brd, J=8.6 Hz) 4.10(2H, q, J=7.2 Hz) 4.67–4.78(1H, m) 7.19–7.28(5H, m) 8.15(1H, s) 8.22(3H, brs) 9.49(1H, brd, J=7.1 Hz) 10.27(1H, brs) 13.22(1H, brs)		522.1 (free base, MH ⁺)	
104	<p>•HCl</p>	CDCl ₃ 0.90–2.05(20H, m) 2.50–2.70(5H, m) 2.96(2H, m) 3.82(1H, s) 4.82(1H, m) 6.68(1H, s) 7.45(1H, s) 7.52(1H, d, J=8.1 Hz)		439 (free base, MH ⁺)	

TABLE 55

Ex. No.	Compound	¹ H-NMR δ (ppm), 300 MHz	IR (cm ⁻¹)	FAB-MS	Elemental analysis (%)
105	<p>•HCl</p>	DMSO-d ₆ 1.87(4H, bs) 2.52(3H, d, J=8.5 Hz) 2.86–3.02(4H, m) 3.04–3.14(1H, m) 3.48(3H, s) 4.09(2H, bs) 4.42–4.62(1H, m) 7.14–7.32(5H, m) 7.54(1H, s) 7.56–7.68(2H, m) 7.72–7.82(1H, m) 8.02(2H, d, J=7.6 Hz) 9.04(1H, d, J=7.6 Hz)		568 (free base, MH ⁺)	
106	<p>•HCl</p>	DMSO-d ₆ 1.84(4H, s) 2.17(3H, s) 2.55(2H, s) 2.95–3.10(4H, m) 3.40(3H, s) 3.65(3H, s) 4.05(2H, s) 4.63(1H, m) 7.20–7.35(5H, m) 7.50(1H, s) 8.66(1H, brs) 8.91(1H, d, J=9.0 Hz)		511 (free base, MH ⁺)	

TABLE 56

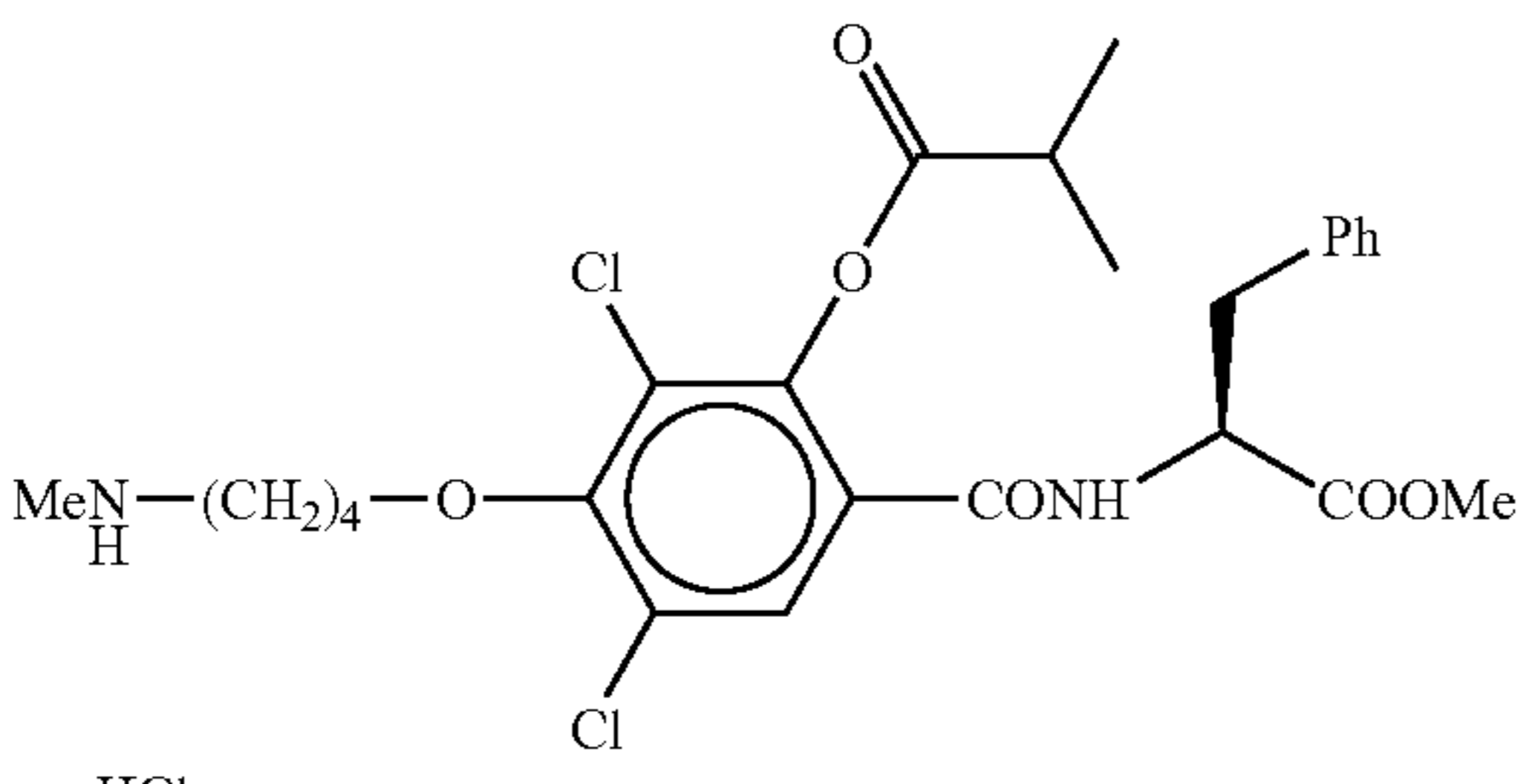
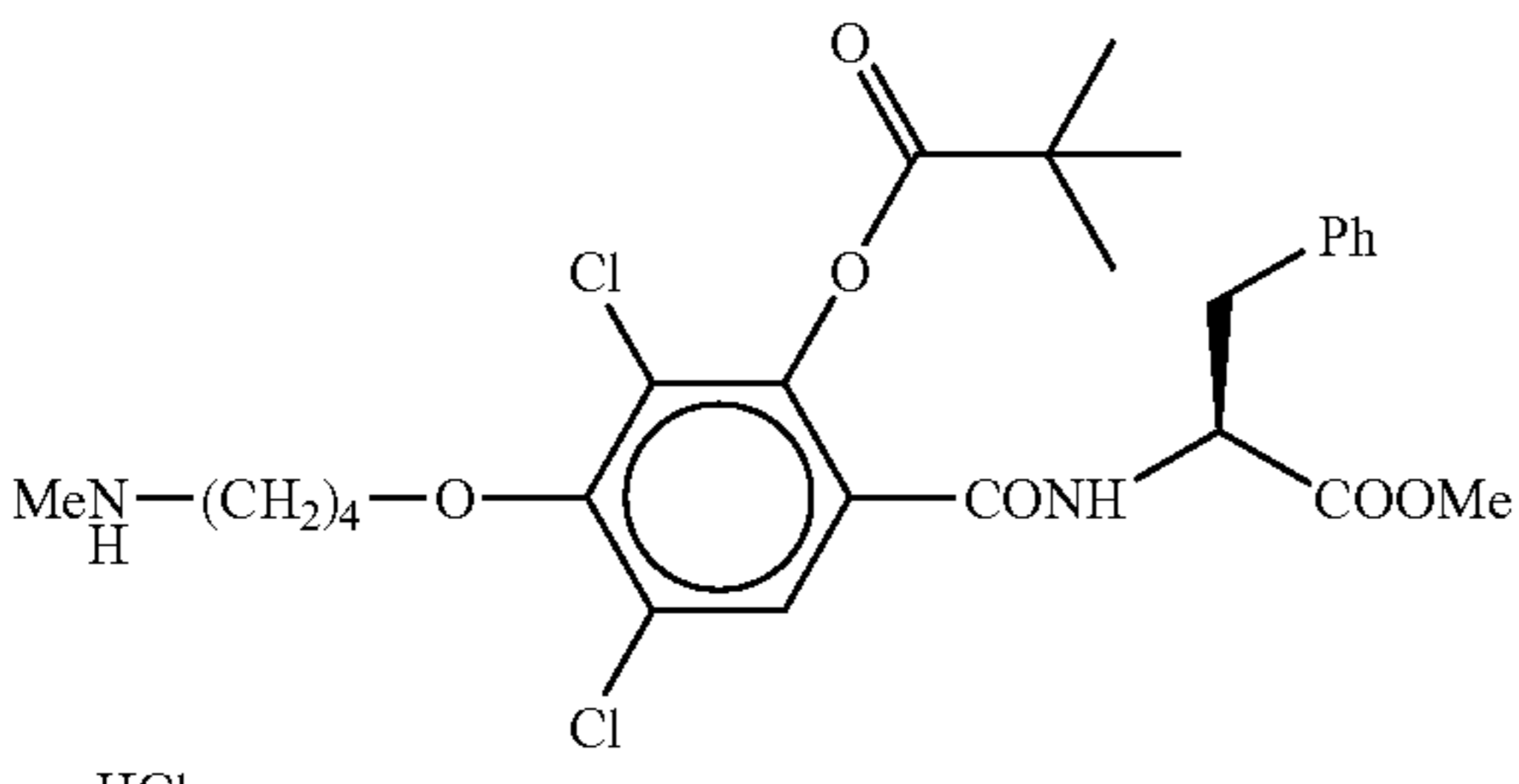
Ex. No.	Compound	¹ H-NMR δ (ppm), 300 MHz	IR (cm ⁻¹)	FAB-MS	Elemental analysis (%)
107	 •HCl	DMSO-d ₆ 1.15(3H, d, 6.0 Hz) 1.17(3H, d, J=6.0 Hz) 1.40–1.90(4H, m) 2.50–2.58(3H, m) 2.65–2.73(1H, m) 2.90–3.17(3H, m) 3.63(3H, s) 4.00–4.05(2H, m) 4.55–4.62(1H, m) 7.20–7.33(5H, m) 7.44(1H, s) 8.70–8.85(2H, m) 8.95(1H, d, J=7.0 Hz)	KBr 3285 2950 2723 1768 1745 1648	539 (free base, MH ⁺)	C ₂₆ H ₃₂ Cl ₂ N ₂ O ₆ ·HCl Calculated C, 54.22 H, 5.78 N, 4.66 Found C, 54.24 H, 5.75 N, 4.83
108	 •HCl	DMSO-d ₆ 1.22(9H, s) 1.78–1.90(4H, m) 2.53(3H, m) 2.90–3.03(3H, m) 3.13(1H, dd, J=13.82, 5.53 Hz) 3.62(3H, s) 4.00–4.08(2H, m) 4.53–4.60(1H, m) 7.20–7.32(5H, m) 7.38(1H, s) 8.82(2H, brs) 8.97(1H, d, J=7.80 Hz)	Neal 2957 1749 1666 1456	553 (free base, MH ⁺)	

TABLE 57

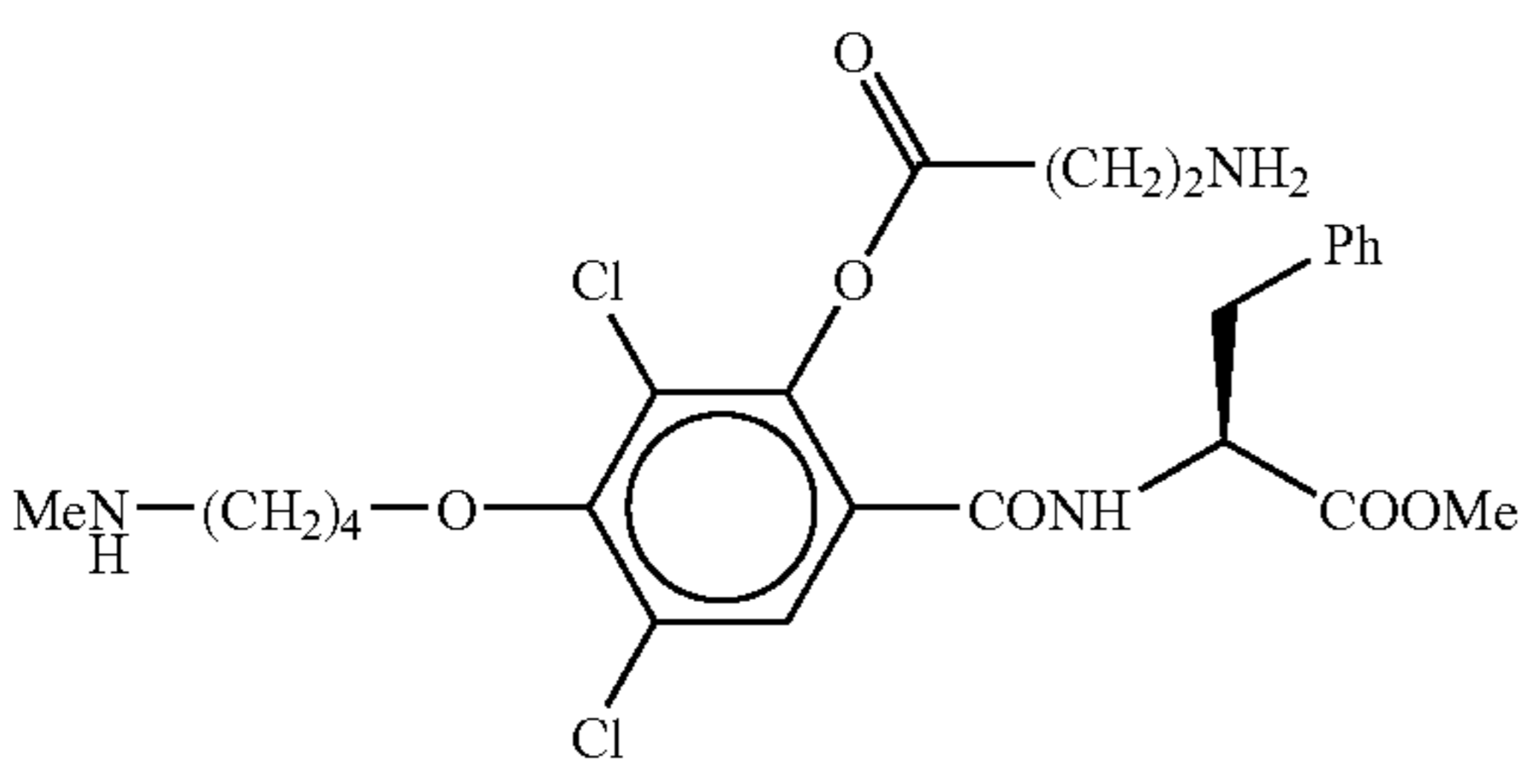
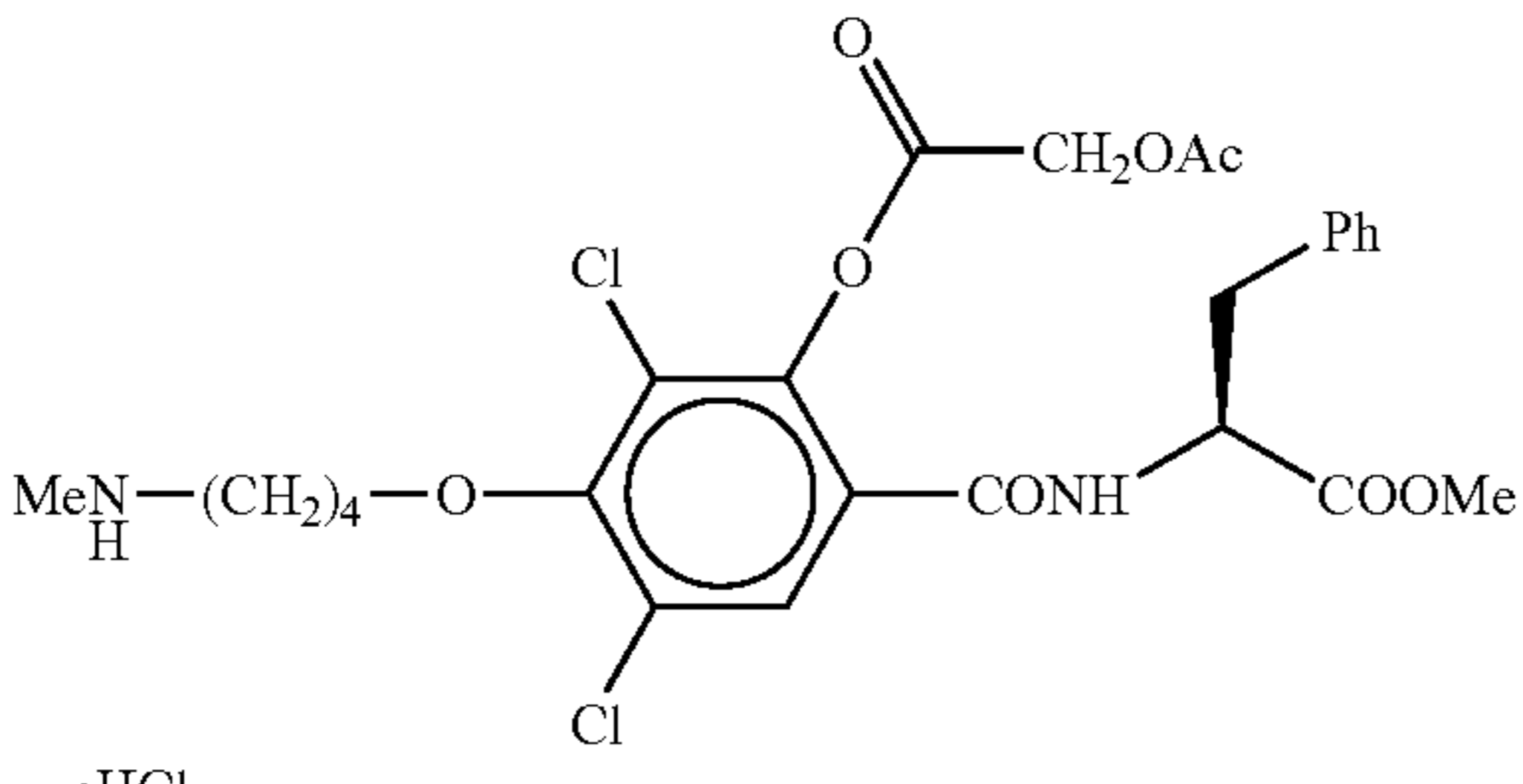
Ex. No.	Compound	¹ H-NMR δ (ppm), 300 MHz	IR (cm ⁻¹)	FAB-MS	Elemental analysis (%)
109	 •2HCl	DMSO-d ₆ 1.90–1.97(4H, m) 2.53(3H, t, J=6 Hz) 2.99–3.12(7H, m) 3.16(1H, dd, J=12, 6 Hz) 3.66(3H, s) 4.00–4.10(2H, m) 4.56–4.65(1H, m) 7.20–7.34(5H, m) 7.57(1H, s) 8.12(3H, brs) 8.88(2H, brs) 9.08(1H, d, J=6 Hz)	KBr 3422 2954 1741 1646 1456	540 (free base, MH ⁺)	
110	 •HCl	DMSO-d ₆ 1.84(4H, bs) 2.11(3H, s) 2.49(2H, bs) 2.88–3.22(4H, m) 3.63(3H, s) 4.05(2H, bs) 4.52–4.68(1H, m) 4.82(2H, bs) 7.12–7.34(5H, m) 7.54(1H, s) 8.85(2H, br) 8.99(1H, d, J=7.6 Hz)	571 (free base, M ⁺ H)		

TABLE 58

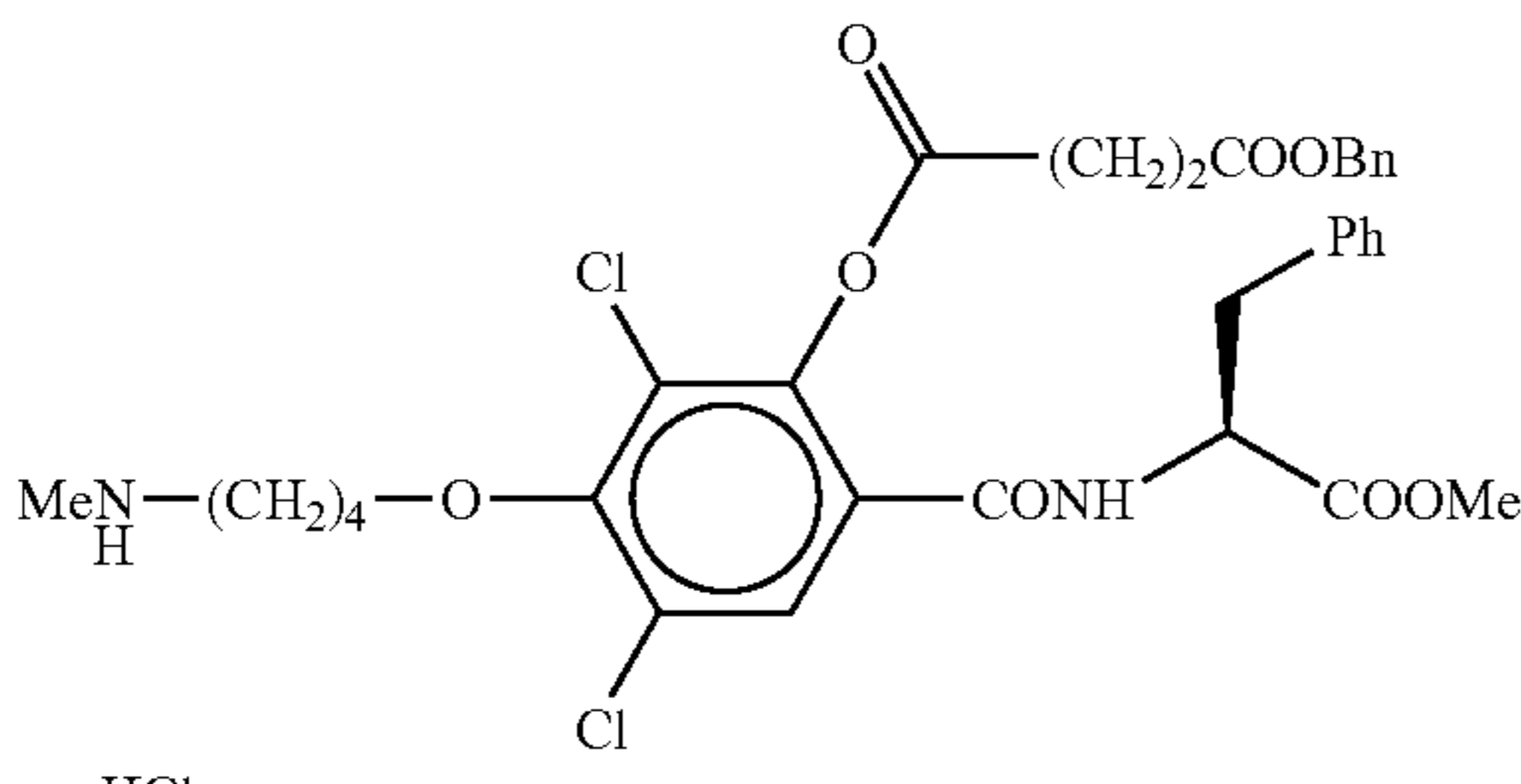
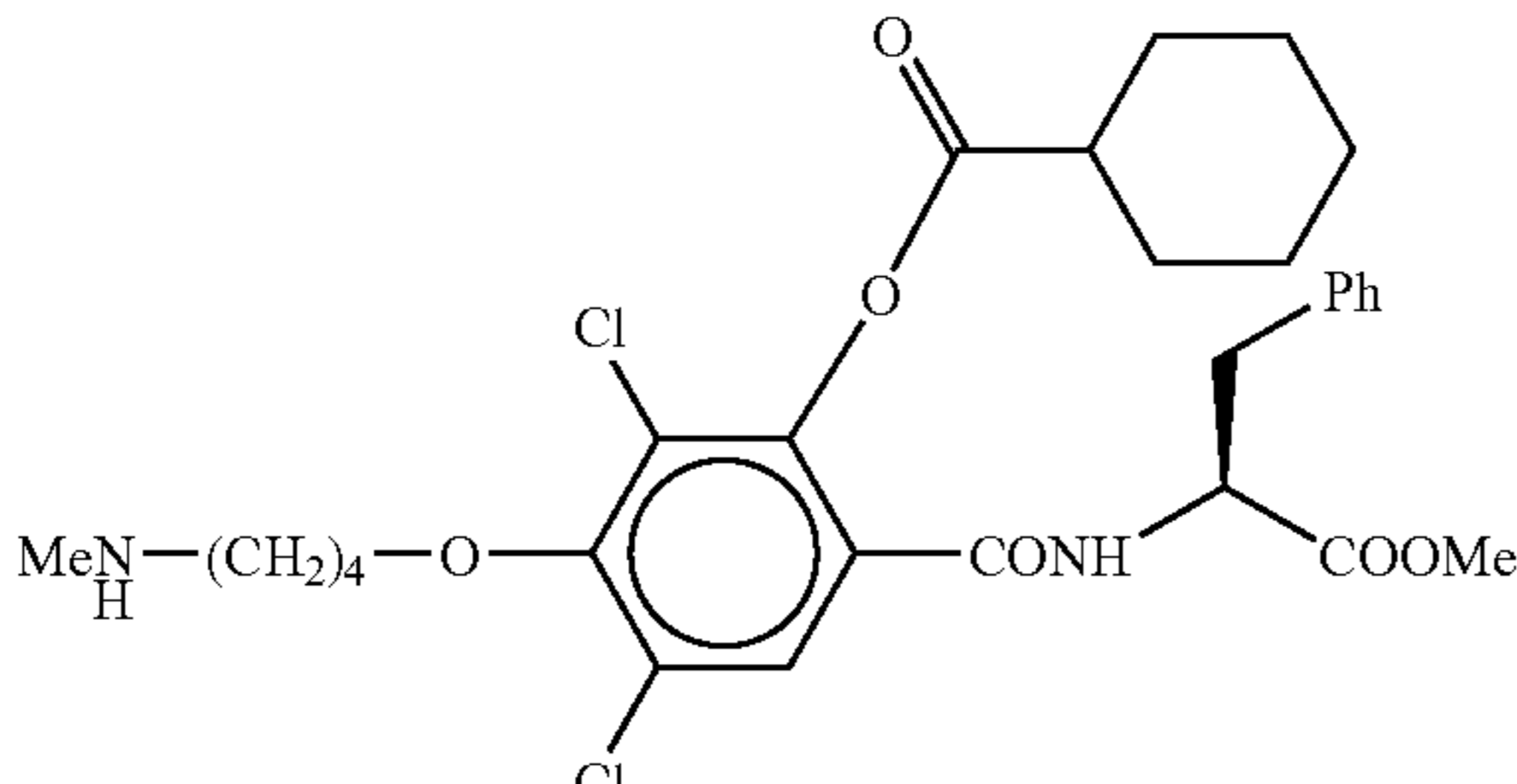
Ex. No.	Compound	¹ H-NMR δ (ppm), 300 MHz	IR (cm ⁻¹)	FAB-MS	Elemental analysis (%)
111	 <p>•HCl</p>	DMSO-d ₆ 1.89–1.96(4H, m) 2.54(3H, brs) 2.65–2.82(4H, m) 2.90–3.05(3H, m) 3.14(1H, dd, J=15.3 Hz) 3.62(3H, s) 4.00–4.08(2H, m) 4.57–4.65(1H, m) 5.12(2H, s) 7.18–7.04(10H, m) 7.50(1H, s) 8.77(2H, brs) 8.94(3H, d, J=9 Hz)	Neal 2954 2728 1778 1739 1667	659 (free base, MH ⁺)	
112	 <p>•HCl</p>	DMSO-d ₆ 1.1–1.9(14H, m) 2.49–2.51(1H, m) 2.54(3H, s) 2.93–3.17(4H, m) 3.63(3H, s) 4.0–4.10(2H, m) 4.55–4.15(1H, m) 7.23–7.32(5H, m) 7.44(1H, s) 8.72(1H, brs) 8.95(1H, d, J=7.0 Hz)	KBr 3422 2935 1745 1654 1452	579 (free base, MH ⁺)	C ₂₀ H ₂₆ Cl ₂ N ₂ O ₆ ·HCl Calculated C, 56.55 H, 6.05 N, 4.55 Found C, 56.17 H, 6.16 N, 4.48

TABLE 59

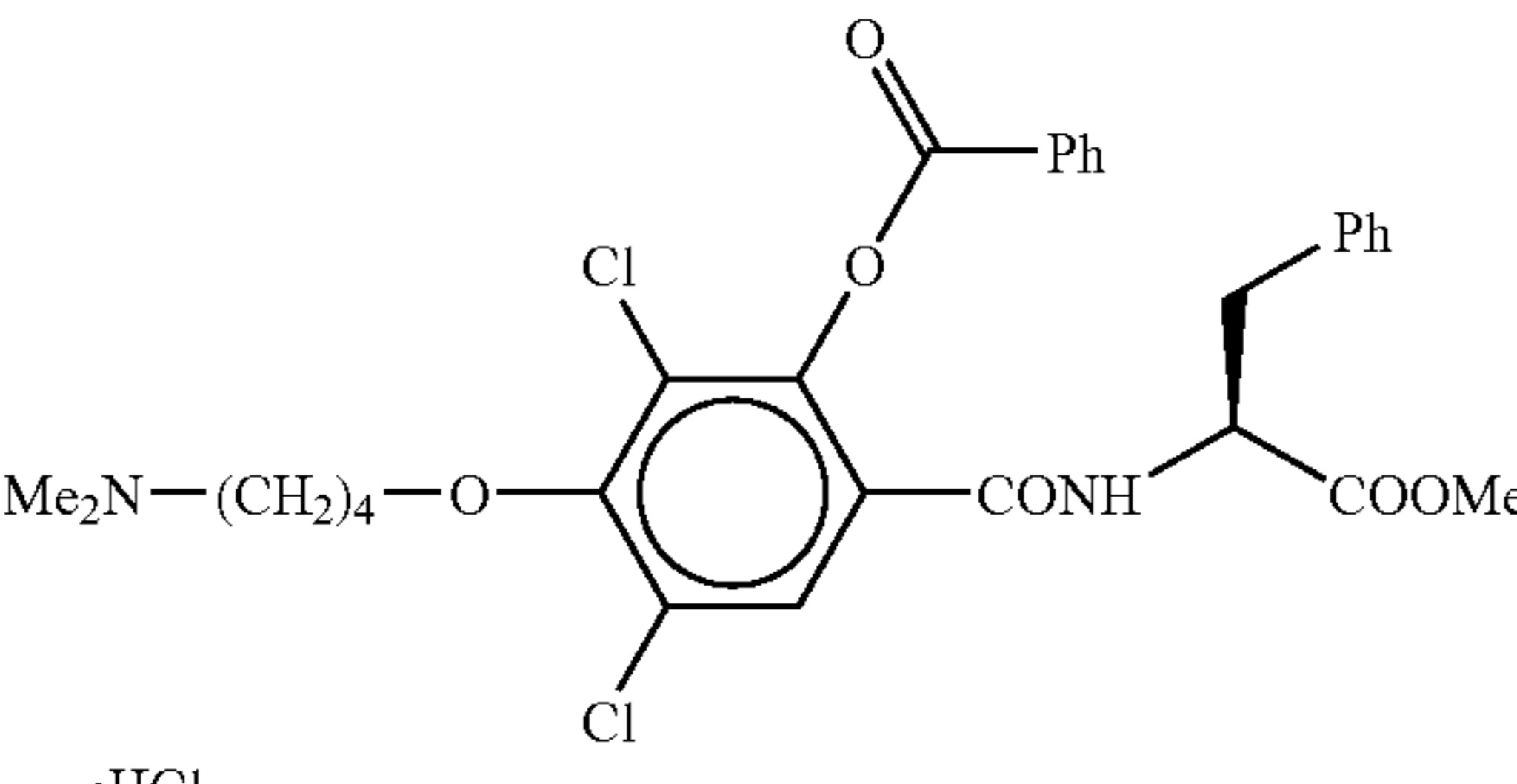
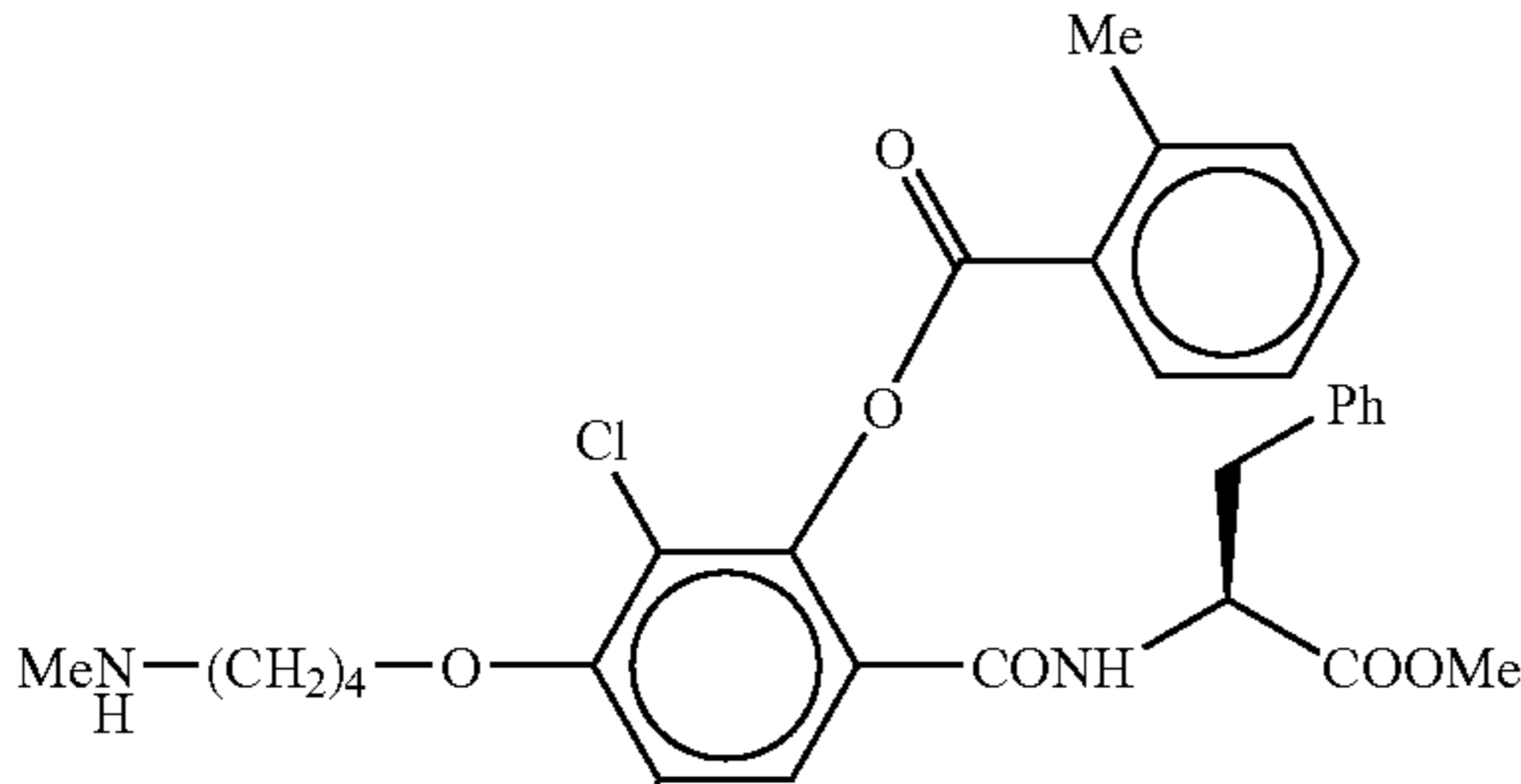
Ex. No.	Compound	¹ H-NMR δ (ppm), 300 MHz	IR (cm ⁻¹)	FAB-MS	Elemental analysis (%)
113	 <p>•HCl</p>	DMSO-d ₆ 1.78–1.96(4H, m) 2.75(6H, brs) 2.95(1H, dd, J=15, 9 Hz) 3.05–3.16(3H, m) 3.48(3H, s) 4.10(2H, t, J=6 Hz) 4.48–4.56(1H, m) 7.17–7.29(5H, m) 7.49–7.65(3H, m) 7.73–7.81(1H, m) 8.00–8.05(2H, m) 9.04(1H, d, J=6 Hz) 10.05(1H, brs)	Neal 2953 1747 1663 1453	587 (free base, MH ⁺)	
114	 <p>•HCl</p>	DMSO-d ₆ 1.8–1.9(4H, m) 2.53(3H, s) 2.80–3.15(4H, m) 3.32(3H, s) 3.51(3H, s) 4.05–4.10(2H, m) 4.51–4.60(1H, m) 7.19–7.61(9H, m)	KBr 3433 2948 2719 1744 1645 1457	587 (free base, MH ⁺)	C ₃₀ H ₃₂ Cl ₂ N ₂ O ₆ ·HCl Calculated C, 57.71 H, 5.33 N, 4.49 Found C, 57.75 H, 5.31 N, 4.47

TABLE 60

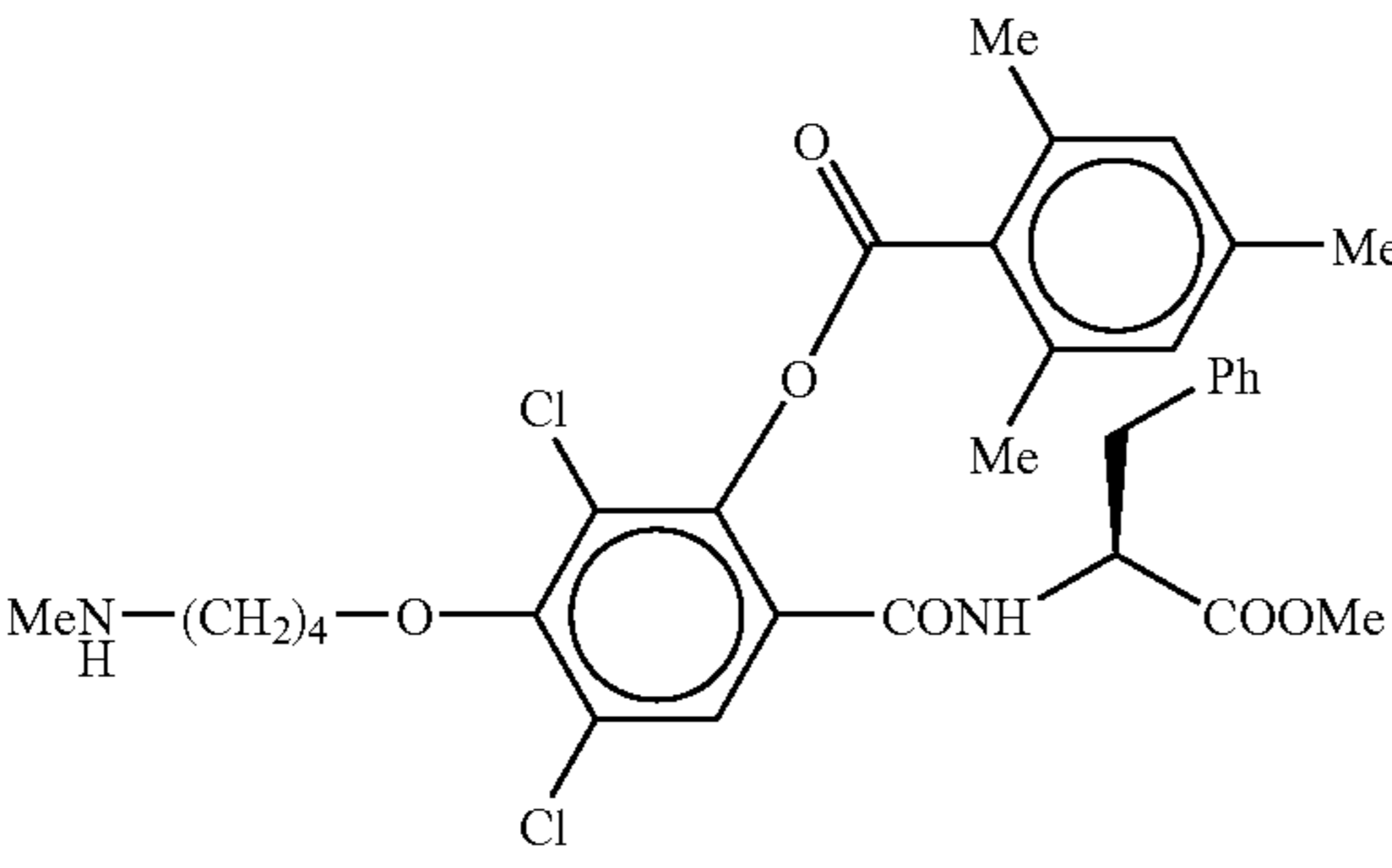
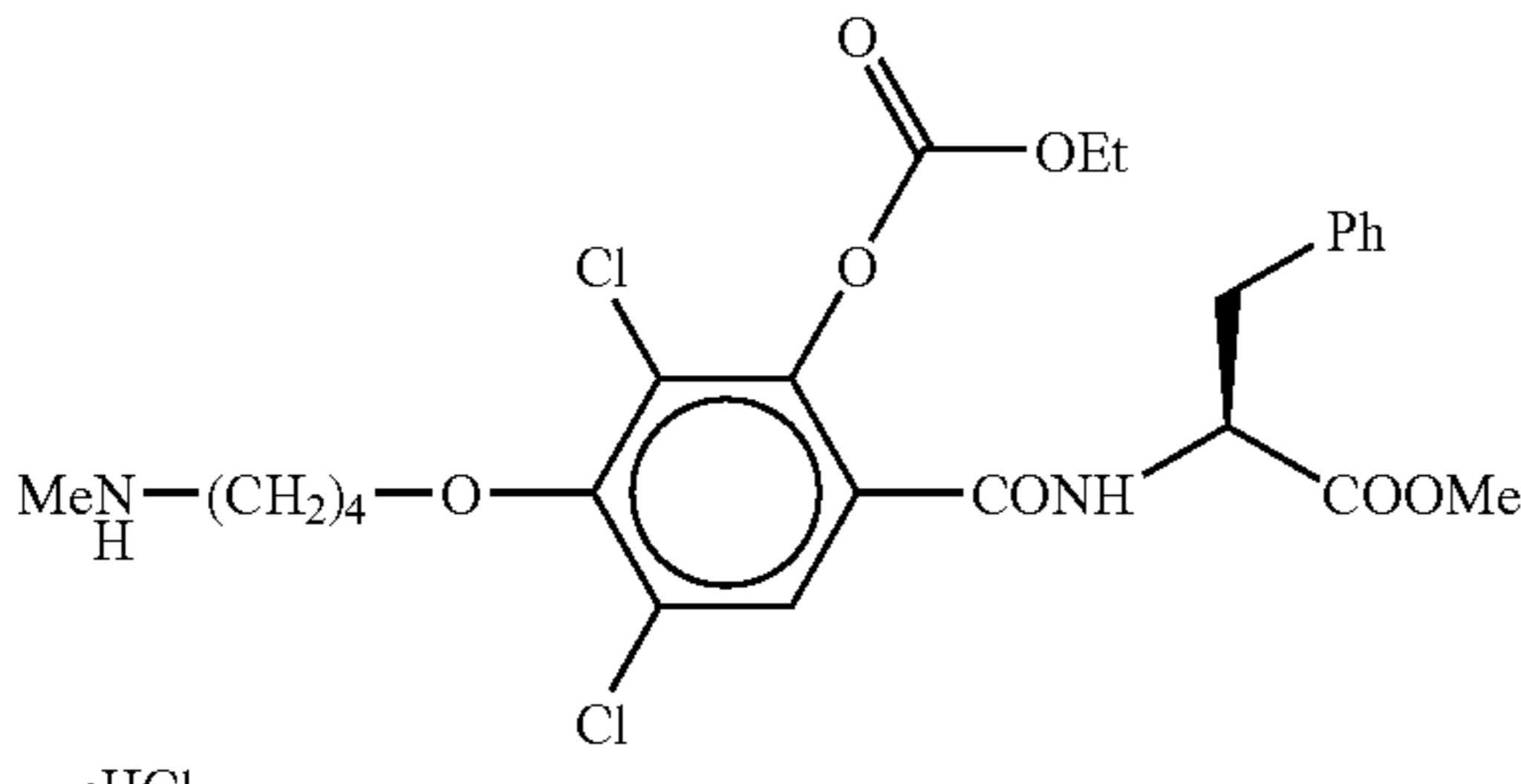
Ex. No.	Compound	¹ H-NMR δ (ppm), 300 MHz	IR (cm ⁻¹)	FAB-MS	Elemental analysis (%)
115	 •HCl	DMSO-d ₆ 1.76–1.94(4H, m) 2.23(3H, s) 2.30(6H, s) 2.50–2.58(3H, m) 2.86–3.03(3H, m) 3.11(1H, dd, J=13.5, 6.0 Hz) 3.56(3H, s) 4.02–4.12(2H, m) 4.52–4.63(1H, m) 6.98(2H, s) 7.13–7.31(5H, m) 7.41(1H, s) 8.69(1H, brs) 9.08(1H, d, J=6.0 Hz)	KBr 1748 1455 1211 1057	615 (free base, MH ⁺)	C ₂₂ H ₃₆ Cl ₂ N ₂ O ₆ ·HCl Calculated C, 58.95 H, 5.72 N, 4.30 Found C, 58.95 H, 5.98 N, 4.21
116	 •HCl	DMSO-d ₆ 1.26(3H, t, J=7.6 Hz) 1.85(4H, bs) 2.56(3H, t, J=5.6 Hz) 2.84–3.22(4H, m) 3.64(3H, s) 4.06(2H, bs) 4.22(2H, q, J=7.6 Hz) 4.58–4.66(1H, m) 7.20–7.38(5H, m) 7.54(1H, s) 8.76(2H, brs) 9.01(1H, d, J=8.2 Hz)	KBr 3423 2955 1774 1746 1669 1247 1215 1029	541 (free base, MH ⁺)	

TABLE 61

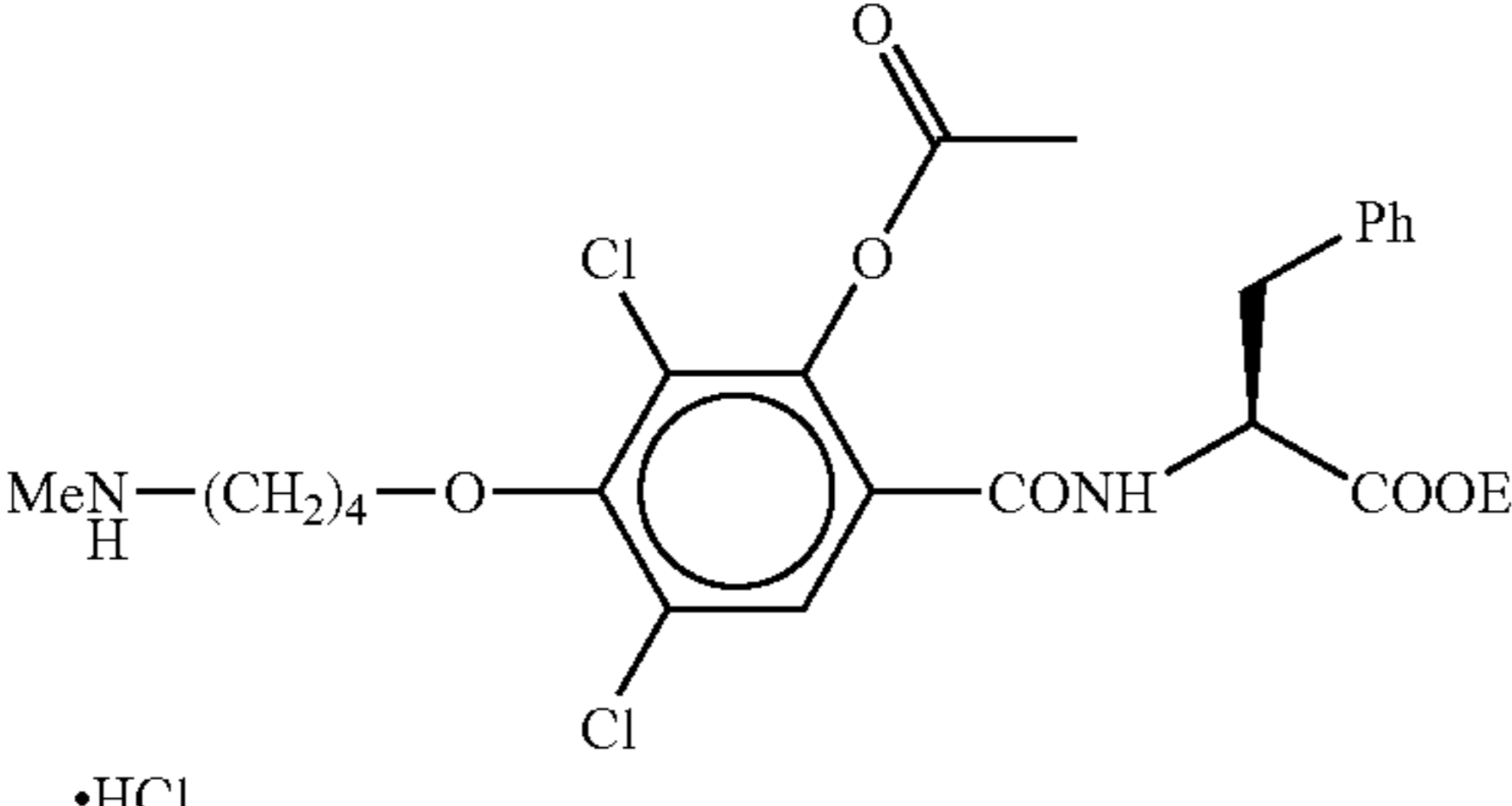
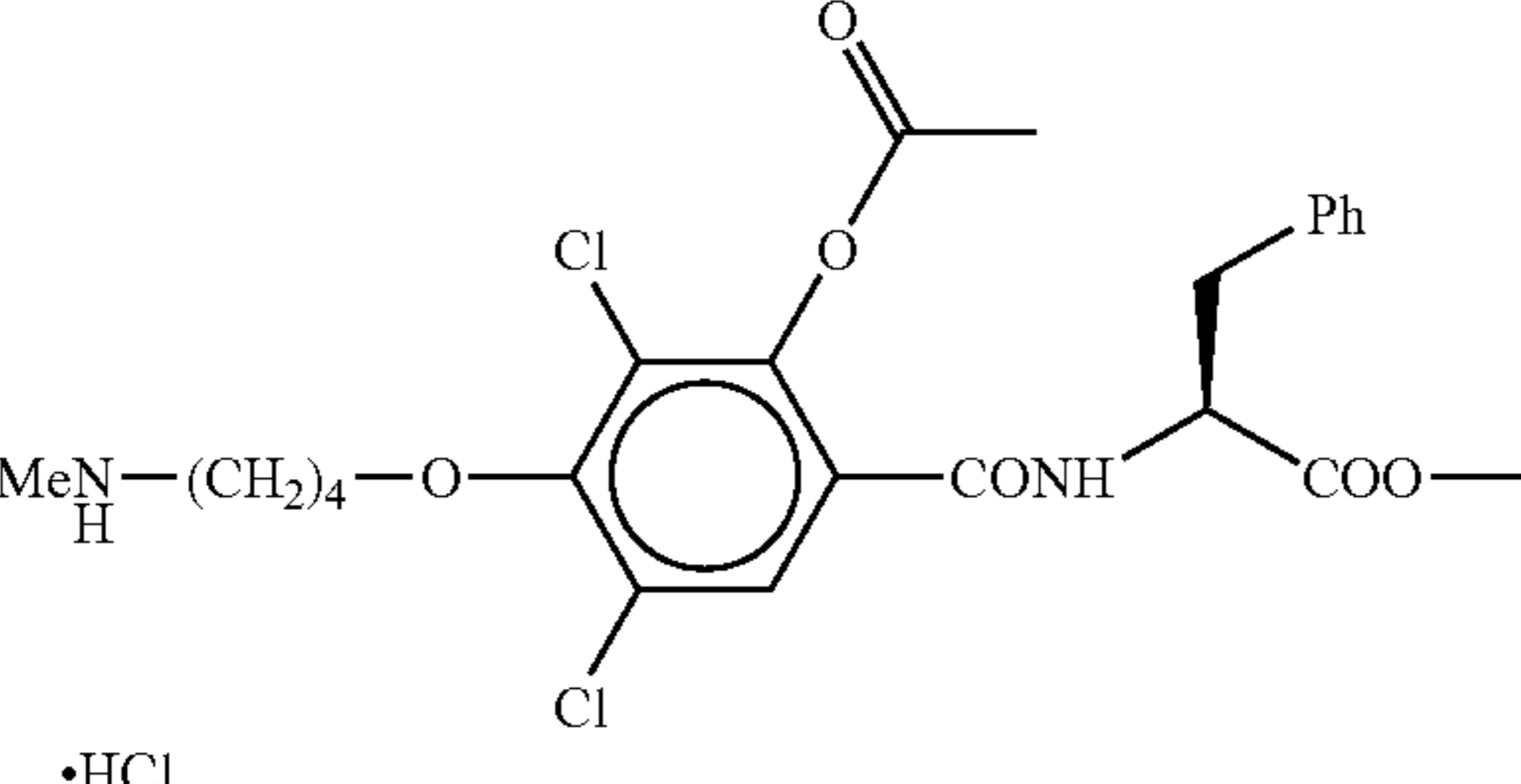
Ex. No.	Compound	¹ H-NMR δ (ppm), 300 MHz	IR (cm ⁻¹)	FAB-MS	Elemental analysis (%)
117	 •HCl	DMSO-d ₆ 1.15(3H, t, J=6.0 Hz) 1.76–1.91(4H, m) 2.17(3H, s) 2.50–2.59(3H, m) 2.90–3.07(3H, m) 3.14(1H, dd, J=6.0, 15.0 Hz) 4.00–4.15(4H, m) 4.55–4.62(1H, m) 7.20–7.33(5H, m) 7.51(1H, s) 8.69(2H, brs) 8.89(1H, d, J=9.0 Hz)	KBr 1646 1528 1456 1372 1190	525 (free base, MH ⁺)	C ₂₅ H ₃₀ Cl ₂ N ₂ O ₆ ·HCl Calculated C, 53.44 H, 5.56 N, 4.99 Found C, 52.79 H, 5.46 N, 4.94
118	 •HCl	DMSO-d ₆ 0.95–1.02(3H, d, J=6.0 Hz) 1.03–1.12(3H, d, J=6.0 Hz) 1.78–1.92(4H, m) 2.18(3H, s) 2.51–2.59(3H, brs) 2.39–3.17(3H, m) 3.11(1H, dd, J=13.5, 6.0 Hz) 4.00–4.12(2H, m) 4.48–4.60(1H, m) 4.88(1H, a, J=12.0, 6.0 Hz) 7.19–7.36(5H, m) 7.52(1H, s) 8.74(1H, brs) 8.77(1H, d, J=9.0 Hz)	KBr 1734 1655 1456 1373 1201	539 (free base, MH ⁺)	C ₂₆ H ₃₂ Cl ₂ N ₂ O ₆ ·HCl Calculated C, 54.22 H, 5.78 N, 4.86 Found C, 54.04 H, 5.68 N, 5.01

TABLE 62

Ex. No.	Compound	¹ H-NMR δ (ppm), 300 MHz	IR (cm ⁻¹)	FAB-MS	Elemental analysis (%)
119	 <chem>NCCCCOc1c(Cl)cc(OC(=O)c2ccccc2)c(Cl)c1C(=O)N[C@@H](Cc3ccccc3)C(=O)OC(C)C</chem> •HCl	DMSO-d ₆ 1.00(3H, d, J=6 Hz) 1.04(3H, d, J=6 Hz) 1.75–1.90(4H, m) 2.82–3.09(4H, m) 4.05–4.12(2H, m) 4.40–4.50(1H, m) 4.70–4.85(1H, m) 7.05–8.05(14H, m) 9.02(1H, d, J=7.0 Hz)	KBr 3420 2980 1749 1669 1522 1452	539 (free base, MH ⁺)	C ₃₀ H ₃₂ Cl ₂ N ₂ O ₆ ·HCl Calculated C, 57.75 H, 5.33 N, 4.49 Found C, 56.70 H, 5.21 N, 4.36
120	 <chem>CNCCCCOc1c(Cl)cc(OC(=O)c2ccccc2)c(Cl)c1C(=O)N[C@@H](Cc3ccccc3)C(=O)OC(C)C</chem> •HCl	DMSO-d ₆ 1.00(3H, d, J=6 Hz) 1.04(3H, d, J=6 Hz) 1.80–1.93(4H, m) 2.54(3H, t, J=6 Hz) 2.90–3.00(3H, m) 3.05(1H, dd, J=15, 6 Hz) 4.05–4.13(2H, m) 4.40–4.50(1H, m) 4.74–4.81(1H, m) 7.17–7.29(5H, m) 7.55–7.63(3H, m) 7.73–7.80(1H, m) 8.00–8.05(2H, m) 8.74(2H, brs) 9.02(1H, d, J=9 Hz)	Neal 2980 1746 1668 1453	601 (free base, MH ⁺)	

TABLE 63

Ex. No.	Compound	¹ H-NMR δ (ppm), 300 MHz	IR (cm ⁻¹)	FAB-MS	Elemental analysis (%)
121	 <chem>CN1CCN(CC1)CCOc2c(Cl)cc(OC(=O)c3ccccc3)c(Cl)c2C(=O)N[C@@H](Cc4ccccc4)C(=O)O</chem> •2HCl	DMSO-d ₆ 1.28(3H, d, J=6.40 Hz) 2.17(3H, s) 2.90–3.90 (11H, m) 4.38–4.40(2H, m) 4.45–4.61(1H, m) 7.15–7.30(5H, m) 7.52(1H, s) 7.75(1H, d, J=7.0 Hz) 9.50–9.80(2H, m)		537 (free base, MH ⁺)	
122	 <chem>CN1CCN(CC1)CCOc2c(Cl)cc(OC(=O)c3ccccc3)c(Cl)c2C(=O)N[C@@H](Cc4ccccc4)C(=O)OC</chem> •2HCl	DMSO-d ₆ 1.29(3H, d, J=6.3 Hz) 2.18(1H, s) 3.02(1H, d, J=15.0, 8.5 Hz) 3.16(1H, d, J=15.0, 6.0 Hz) 2.90–3.80(9H, m) 3.65(3H, s) 4.31–4.48(2H, m) 4.55–4.68(1H, m) 7.18–7.37(5H, m) 7.52(1H, s) 8.92(1H, d, J=14.0 Hz) 9.58(2H, brs)	KBr 3422 1742 1664 1455 1368 1188 1151	551 (free base, MH ⁺)	C ₂₄ H ₃₁ Cl ₂ N ₃ O ₆ ·2HCl Calculated C, 49.94 H, 5.32 N, 6.72 Found 48.39 H, 5.16 N, 6.46

TABLE 64

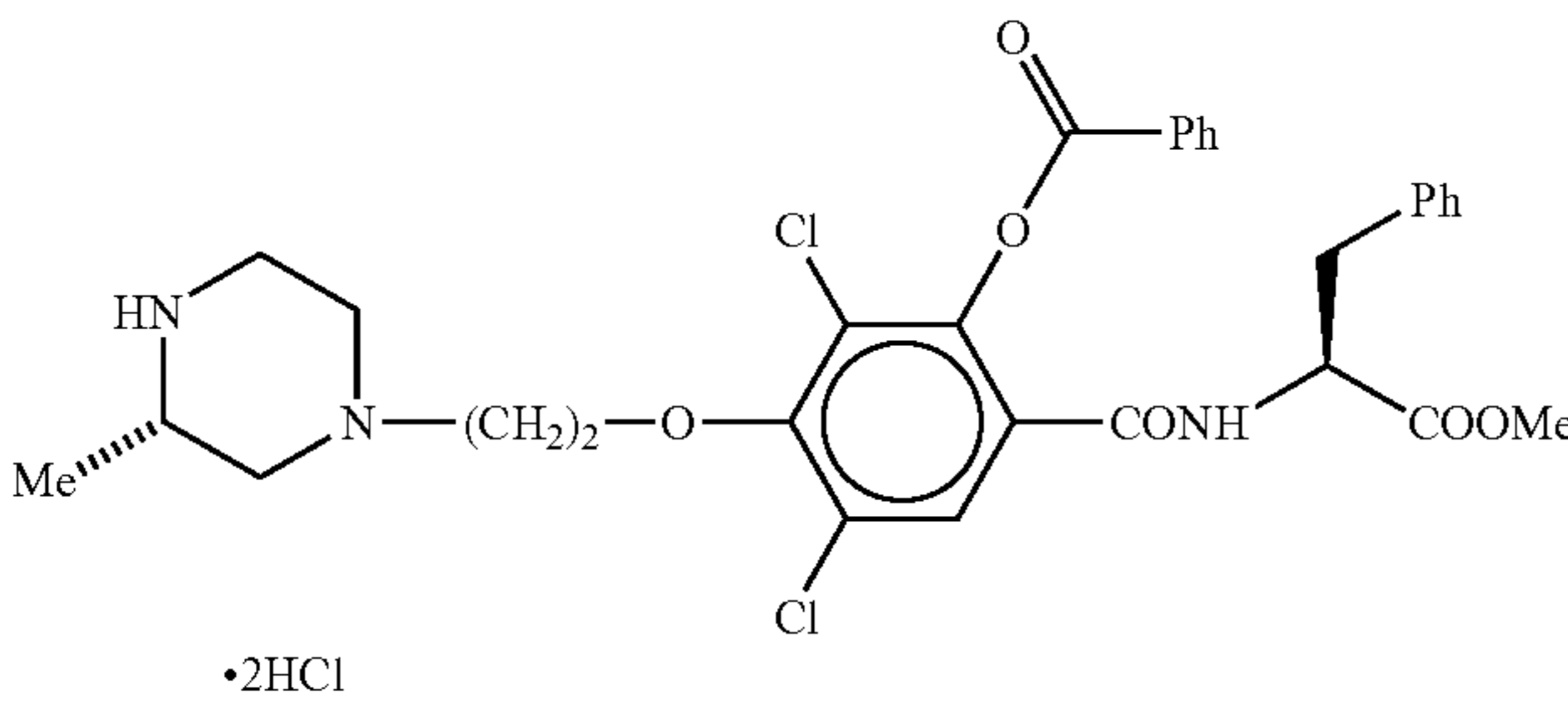
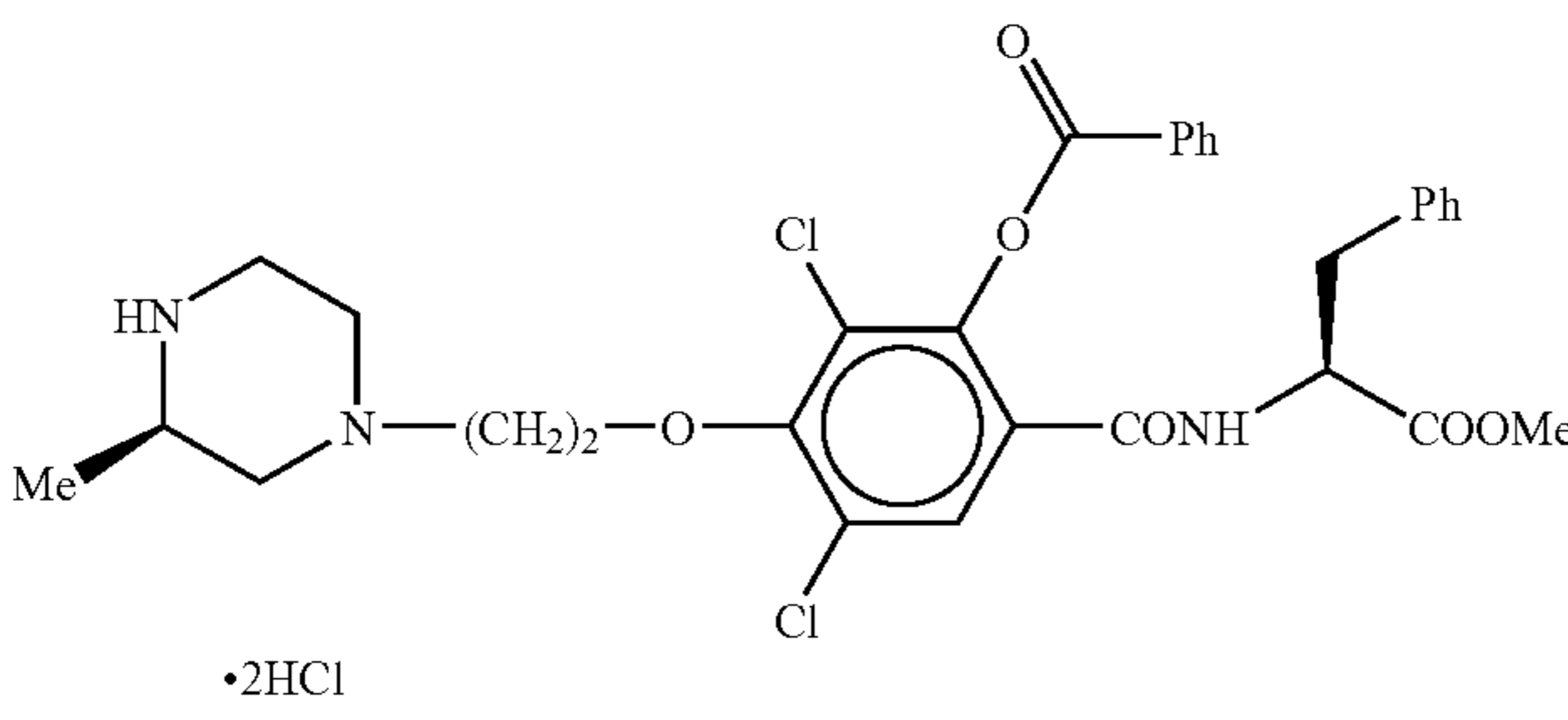
Ex. No.	Compound	¹ H-NMR δ (ppm), 300 MHz	IR (cm ⁻¹)	FAB-MS	Elemental analysis (%)
123	 <p>•2HCl</p>	DMSO-d ₆ 1.29(3H, d, J=6.3 Hz) 2.95(1H, dd, J=9.9, 13.8 Hz) 3.09(1H, dd, J=9.9, 13.8 Hz) 3.20–3.80(8H, m) 3.48(3H, s) 4.44(1H, brs) 4.49–4.55(2H, m) 7.18–7.28(5H, m) 7.56(1H, s) 7.62(2H, t, J=7.8 Hz) 7.78(1H, t, J=7.5 Hz) 7.53(2H, d, J=8.4 Hz) 9.06(1H, d, J=7.8 Hz)	KBr 3430 1747 1664	614 (free base, MH ⁺)	Optical rotation: $[\alpha]_D^{25} = -26.8^\circ$ (c = 1.01, MeOH)
124	 <p>•2HCl</p>	DMSO-d ₆ 1.29(3H, d, J=6.2 Hz) 2.95(1H, dd, J=13.8, 9.8 Hz) 3.09(1H, dd, J=13.8, 5.4 Hz) 3.12–3.93(9H, m) 3.48(3H, s) 4.42–4.57(3H, m) 7.18–7.29(5H, m) 7.56–7.64(3H, m) 7.75–7.80(1H, m) 8.01–8.04(2H, m) 9.05(1H, d, J=7.8 Hz) 9.55–9.87(2H, m)	KBr 3422 1741 1642 1585 1458 1357 1221	614 (free base, MH ⁺)	C ₃₁ H ₃₃ Cl ₂ N ₅ O ₆ •2HCl Calculated C, 49.42 H, 5.36 N, 7.20 Found 48.47 H, 5.58 N, 6.91

TABLE 65

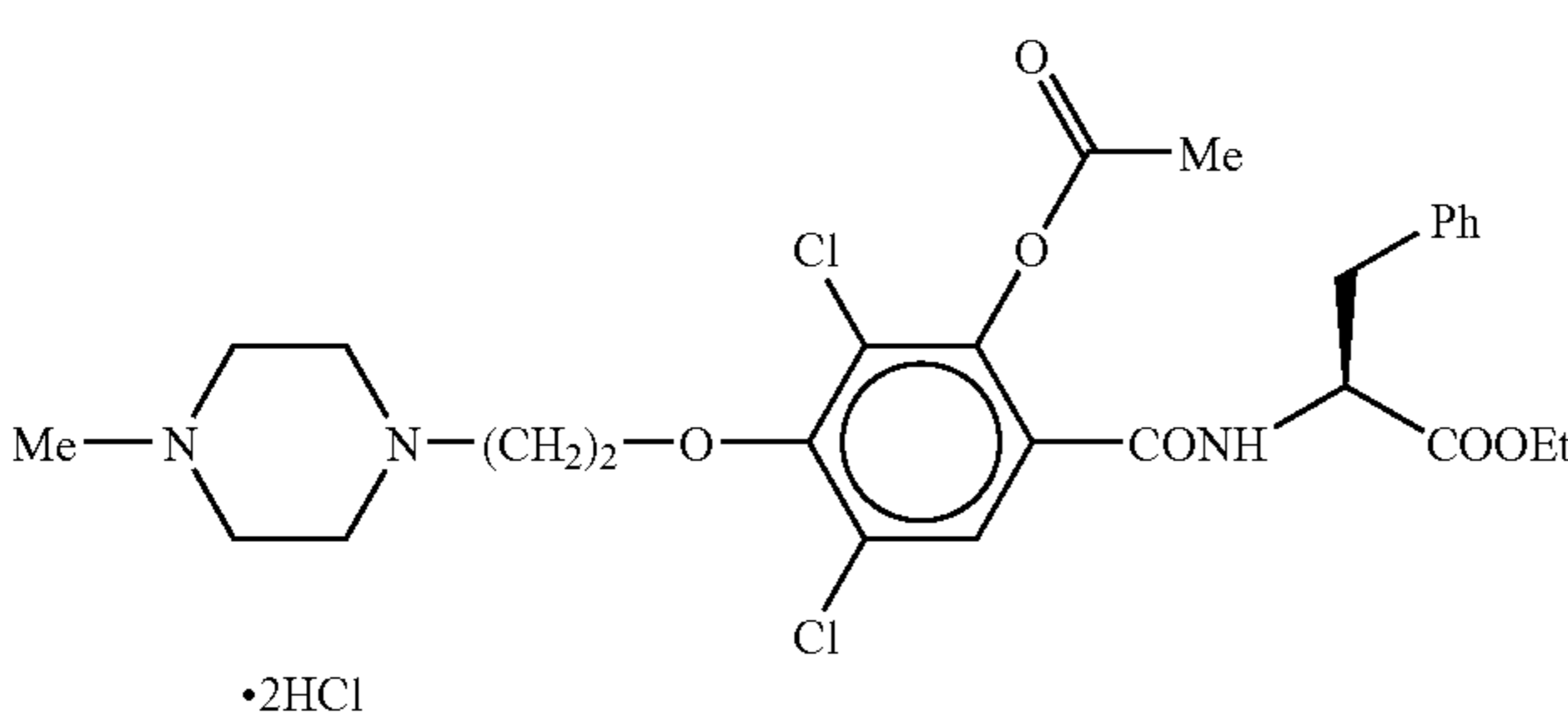
Ex. No.	Compound	¹ H-NMR δ (ppm), 300 MHz	IR (cm ⁻¹)	FAB-MS	Elemental analysis (%)
125	 <p>•2HCl</p>	DMSO-d ₆ 1.15(3H, t, J=7.3 Hz) 2.18(3H, s) 2.80(3H, s) 3.02(1H, dd, J=9.5, 13.8 Hz) 3.14(1H, dd, J=5.7, 13.8 Hz) 3.15–3.68(10H, m) 4.09(2H, q, J=7.3 Hz) 4.38(2H, bs) 4.59(1H, ddd, J=5.7, 9.5, 7.6 Hz) 7.23–7.33(5H, m) 7.53(1H, s) 8.91(1H, d, J=7.6 Hz)	KBr 3433 2984 2418 1769 1735 1666 1529 1456 1378 1195 1064	566 (free base, MH ⁺)	

TABLE 66

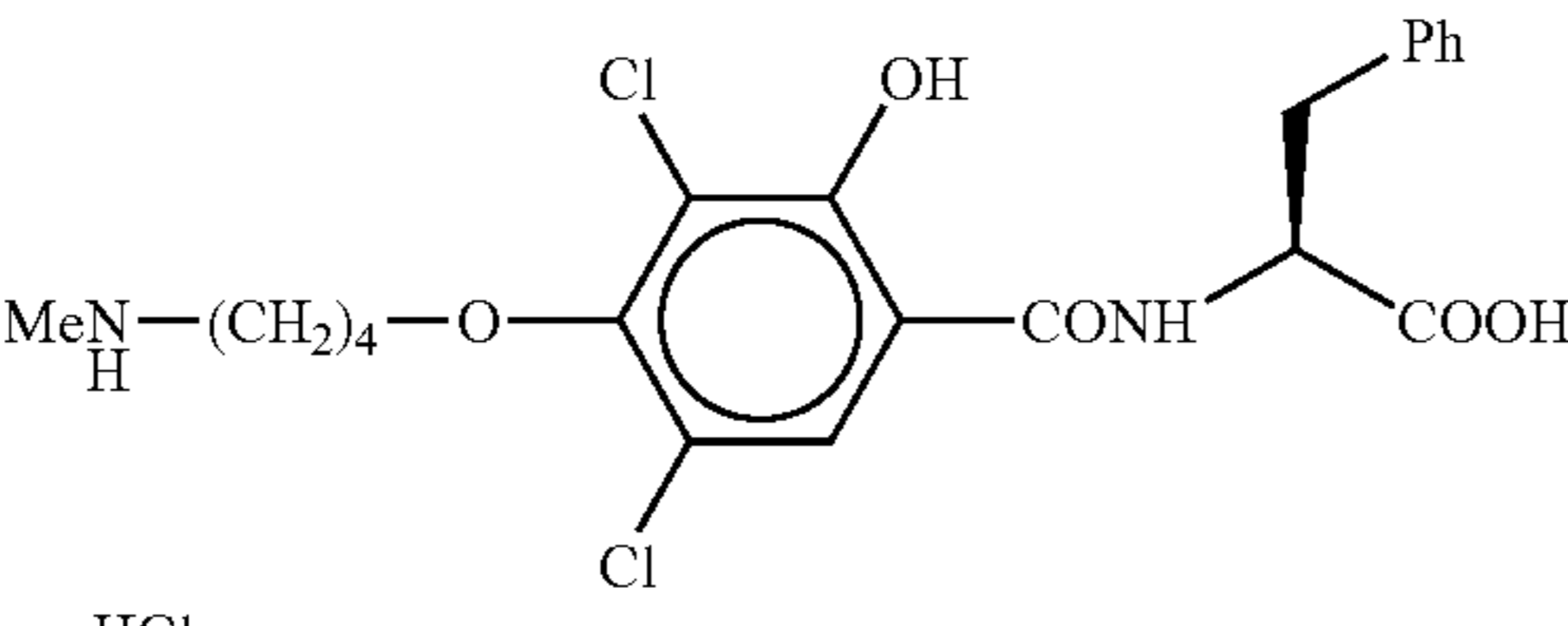
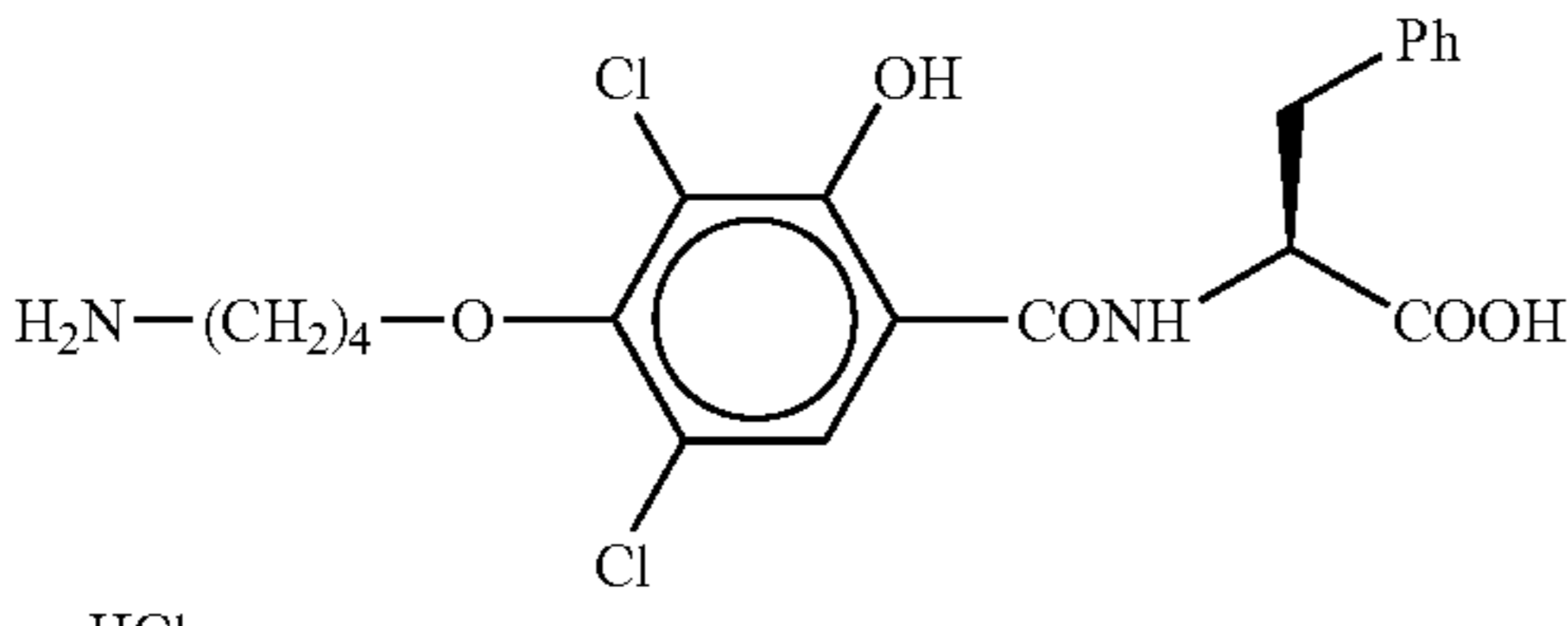
Ex. No.	Compound	¹ H-NMR δ (ppm), 300 MHz	IR (cm ⁻¹)	FAB-MS	Elemental analysis (%)
126	 •HCl	DMSO-d ₆ 1.83(4H, bs) 2.54(3H, t, J=5.61 Hz) 2.95(2H, bs) 3.08–3.78(2H, m) 4.05(2H, bs) 4.62–4.72(1H, m) 7.20–7.38(5H, m) 8.21(1H, s) 8.70(2H, bs) 9.36(1H, d, J=7.7 Hz) 13.47(1H, s)		455 (free base, MH ⁺)	
127	 •HCl	DMSO-d ₆ 1.69–1.92(4H, m) 2.79–2.96(2H, m) 3.09(1H, dd, J=15.0, 10.5 Hz) 3.26(1H, dd, J=15.0, 6.6 Hz) 3.96–4.11(2H, m) 4.63–4.77(1H, m) 7.13–7.35(5H, m) 7.86(3H, brs) 8.20(1H, s) 9.35(1H, d, J=9.0 Hz) 12.10(1H, brs) 13.46(1H, s)	KBr 2971 1638 1585 1541 1457 1221	441 (free base, MH ⁺)	C ₂₀ H ₂₂ Cl ₂ N ₂ O ₅ ·HCl Calculated C, 50.27 H, 4.85 N, 5.86 Found C, 50.22 H, 5.16 N, 5.47

TABLE 67

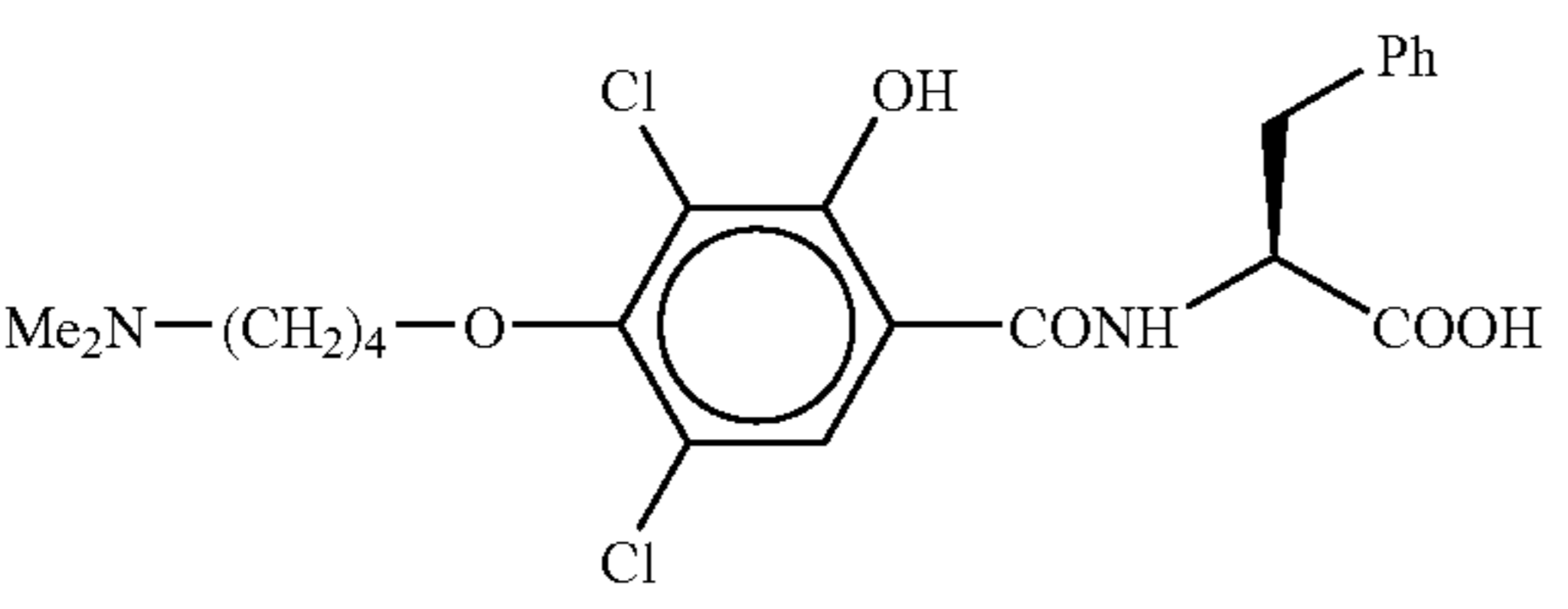
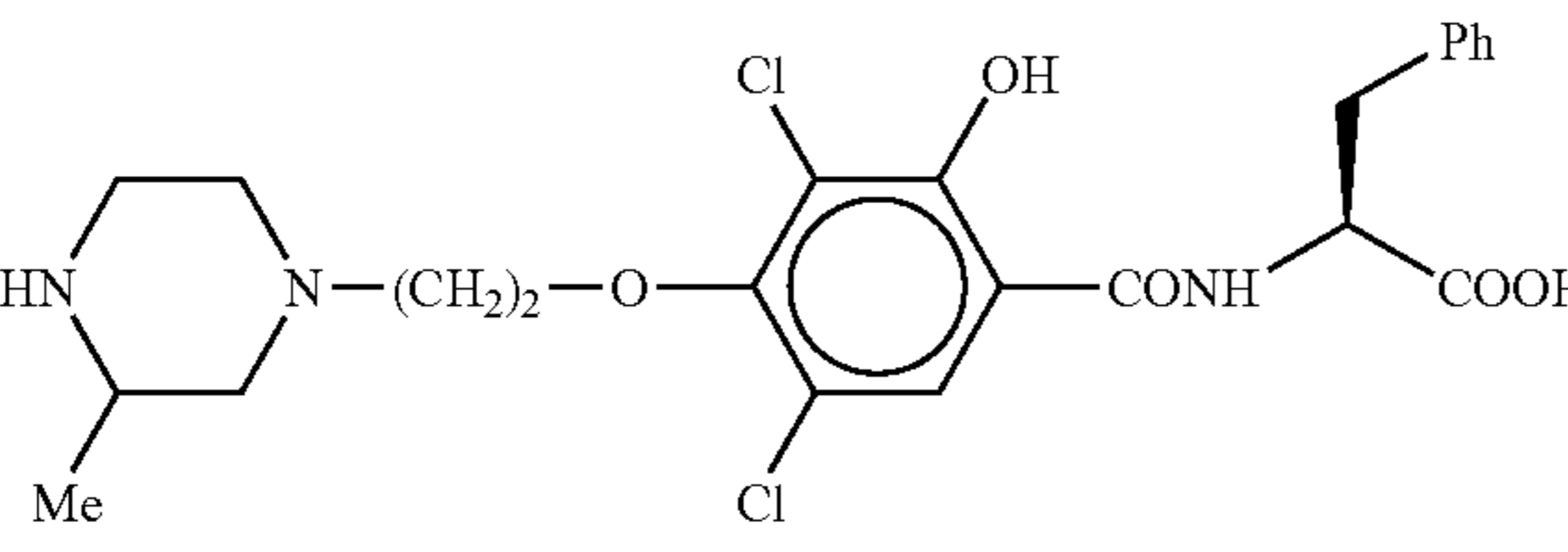
Ex. No.	Compound	¹ H-NMR δ (ppm), 300 MHz	IR (cm ⁻¹)	FAB-MS	Elemental analysis (%)
128	 •HCl	DMSO-d ₆ 1.70–1.90(4H, m) 2.76(6H, s) 3.10–3.40(4H, m) 4.04–4.08(2H, t, J=7 Hz) 4.60–4.75(1H, m) 7.19–7.30(5H, m) 8.18(1H, s) 9.41(1H, brs)	KBr 3422 1735 1638 1584 1458	469 (free base, MH ⁺)	
129	 •2HCl	CD ₃ CO ₂ D 1.51(3H, s) 3.10–3.40(2H, m) 3.70–4.30(9H, m) 4.51–4.60(2H, m) 5.09–5.06(2H, m) 7.29–7.21(5H, m) 7.94(1H, s)	KBr 3418 2941 1734 1641 1457	495 (free base, MH ⁺)	C ₂₃ H ₂₇ Cl ₂ N ₃ O ₅ ·2HCl Calculated C, 48.52 H, 5.13 N, 7.18 Found C, 47.55 H, 5.02 N, 6.72

TABLE 68

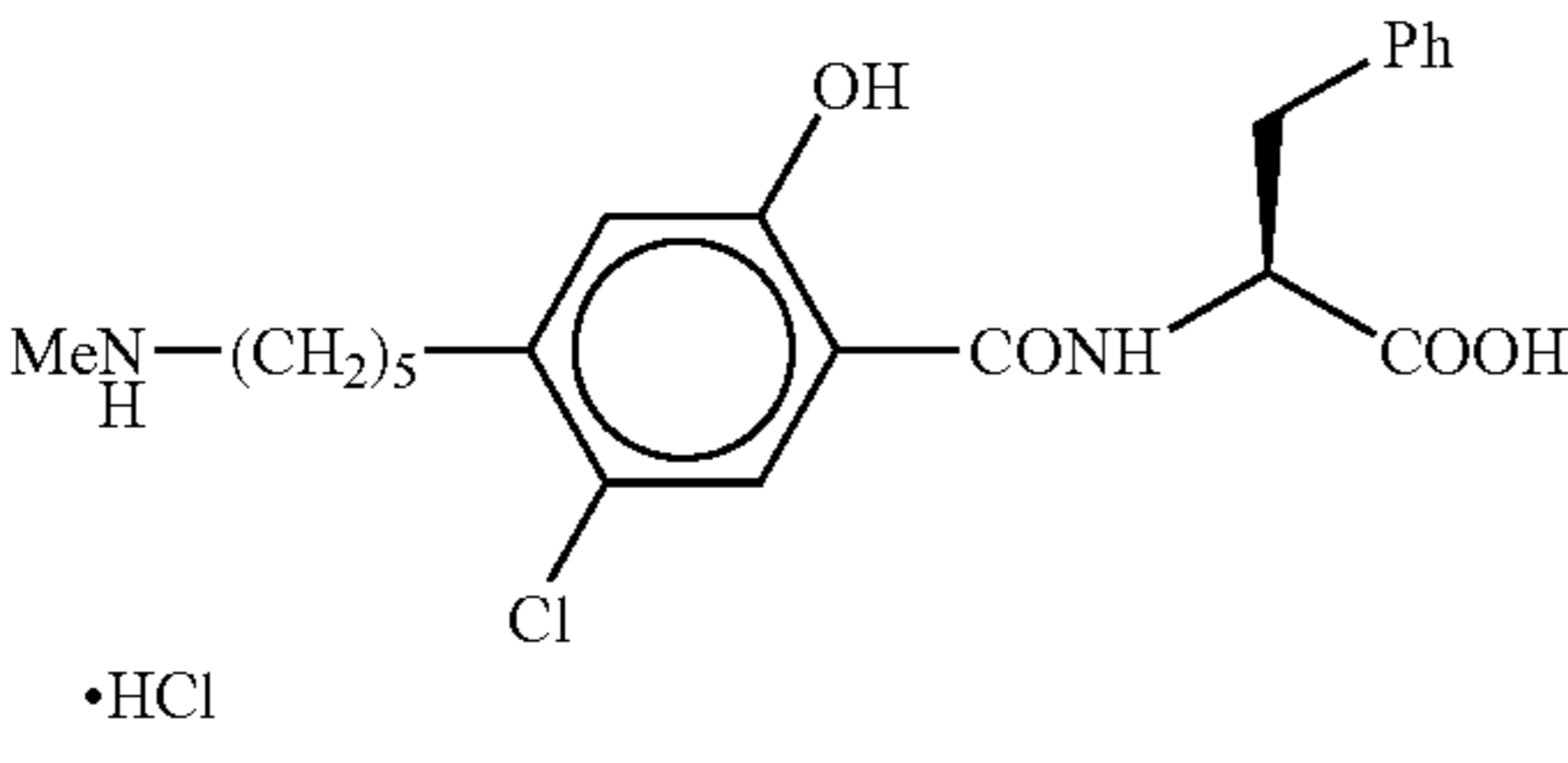
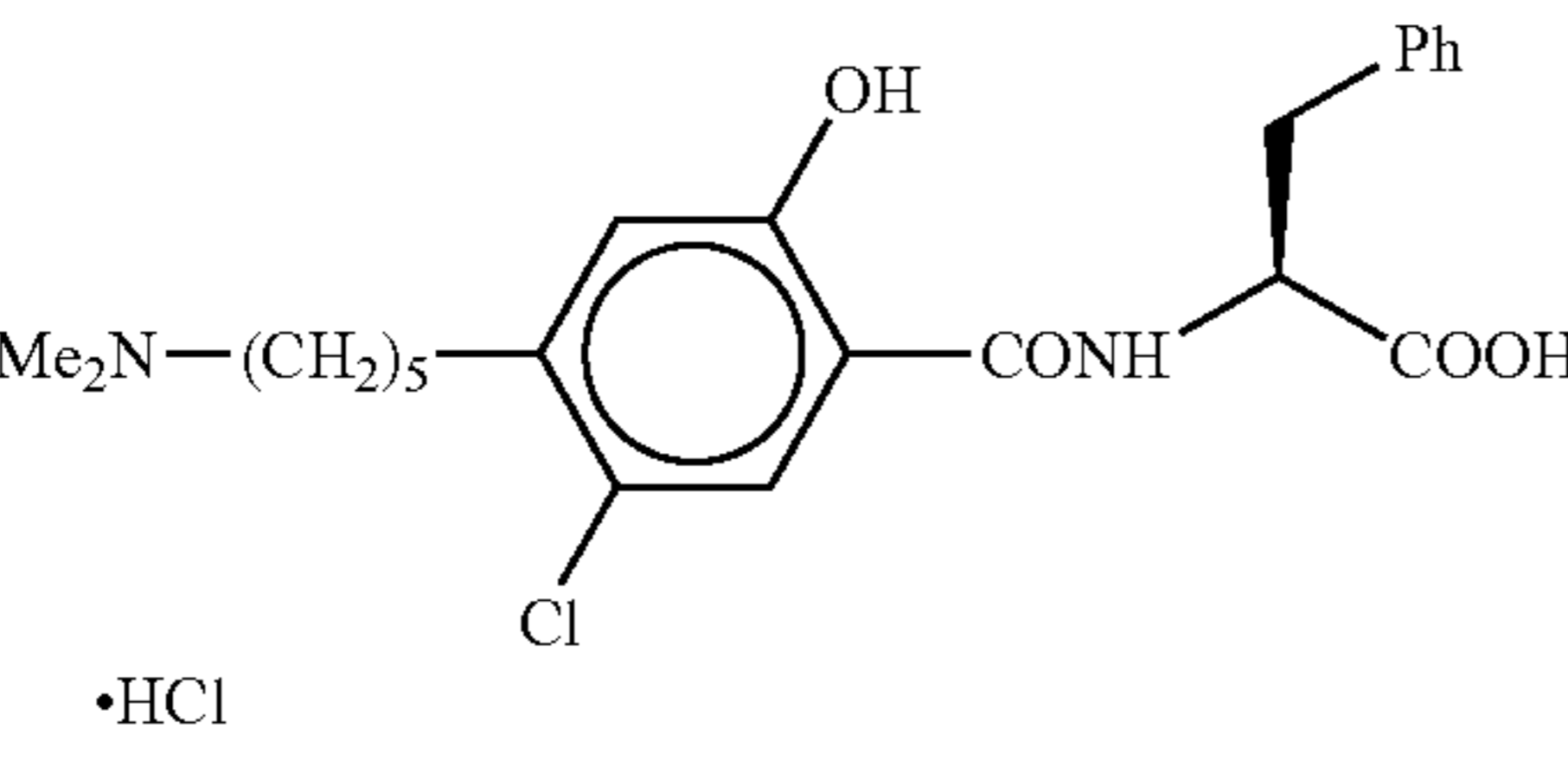
Ex. No.	Compound	¹ H-NMR δ (ppm), 300 MHz	IR (cm ⁻¹)	FAB-MS	Elemental analysis (%)
130	 •HCl	DMSO-d ₆ 1.28–1.38(2H, m) 1.50–1.64(4H, m) 2.50(3H, s) 2.62(2H, t, J=7.5 Hz) 2.80–2.89(2H, m) 3.07(1H, dd, J=8.9, 13.9 Hz) 3.20(1H, dd, J=4.8, 13.9 Hz) 4.69(1H, ddd, J=4.8, 7.8, 8.9 Hz) 6.89(1H, s) 7.12–7.30(5H, m) 7.94(1H, s) 8.59(2H, brs) 8.98(1H, d, J=7.8 Hz) 12.05(1H, brs) 12.98(1H, brs)	KBr 3368 2940 1733 1639 1543 1485 1408 1357 1258 1203 701	419 (free base, MH ⁺)	
131	 •HCl	DMSO-d ₆ 1.25–1.40(2H, m) 1.50–1.70(4H, m) 2.80–2.70(8H, m) 2.94–3.40(4H, m) 4.68(1H, m) 5.90(1H, s) 7.09–7.20(5H, m) 7.95(1H, s) 8.97(1H, brs)		433 (free base, MH ⁺)	

TABLE 69

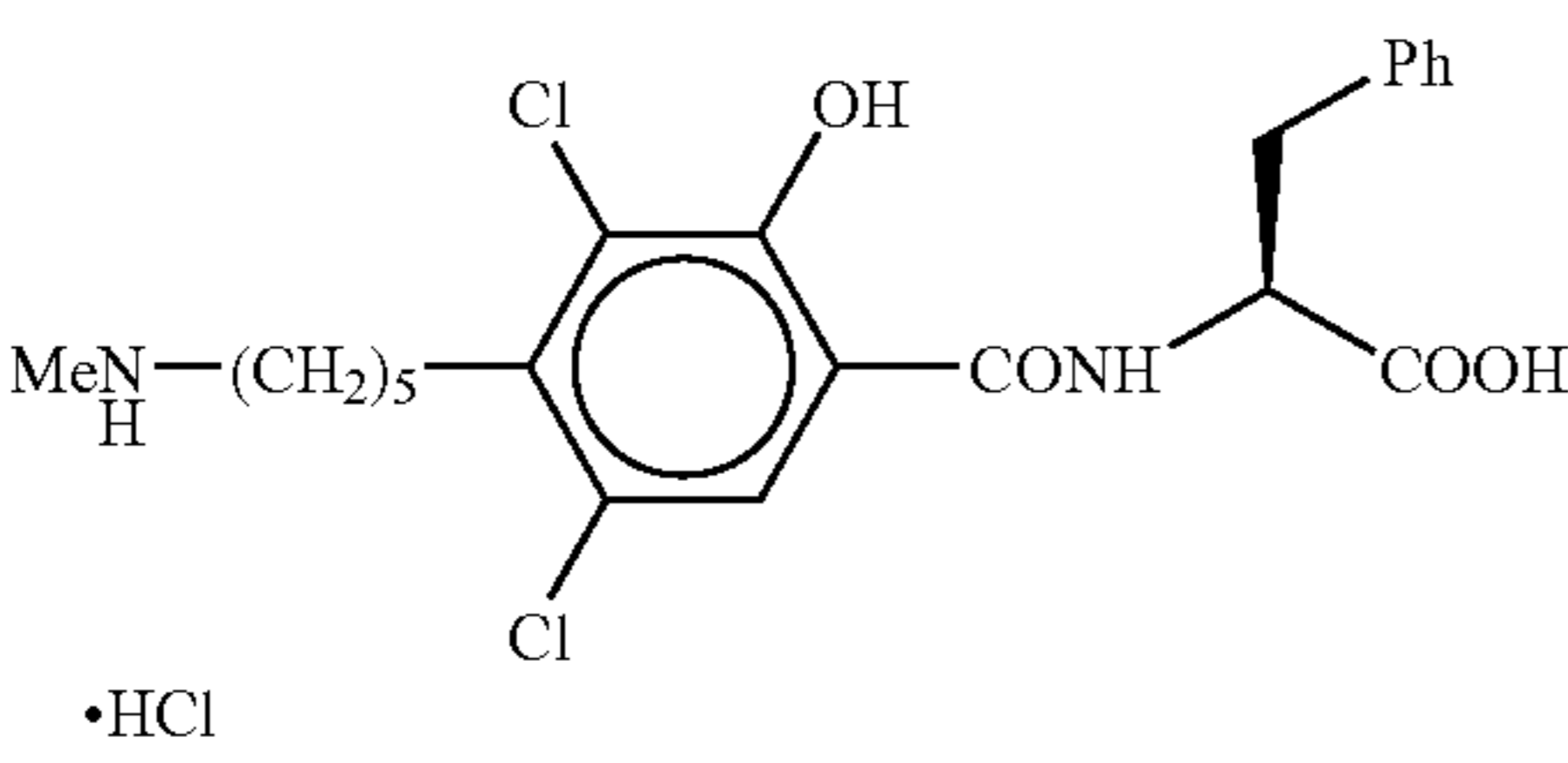
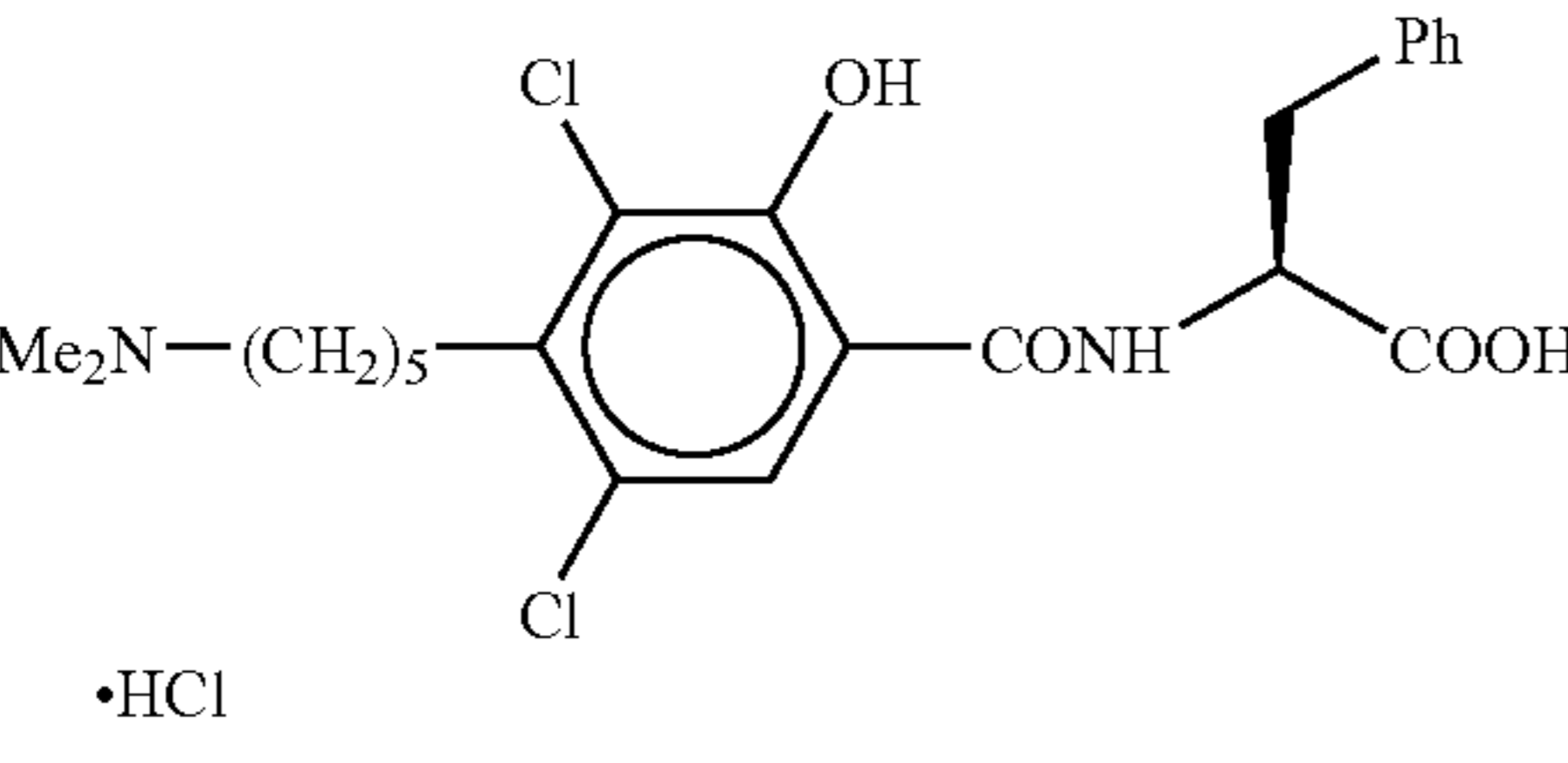
Ex. No.	Compound	¹ H-NMR δ (ppm), 300 MHz	IR (cm ⁻¹)	FAB-MS	Elemental analysis (%)
132	 •HCl	DMSO-d ₆ 1.32–1.64(6H, m) 2.85(4H, m) 3.12–3.34(2H, m) 3.57(3H, s) 4.68–4.72(1H, m) 7.16–7.30(5H, m) 8.13(1H, s) 8.65(2H, brs) 9.38(1H, d, J=7.4 Hz) 13.14(1H, brs)		453 (free base, MH ⁺)	
133	 •HCl	DMSO-d ₆ 1.35(2H, m) 1.45–1.6(4H, m) 2.59(6H, s) 2.75(2H, m) 2.83(2H, m) 2.96(1H, dd, J=9, 14 Hz) 3.13(1H, dd, J=5, 14 Hz) 4.62(1H, dd, J=5, 8 Hz) 7.15–7.2(2H, m) 7.2–7.3(4H, m) 7.60(1H, s)		467 (free base, MH ⁺)	

TABLE 70

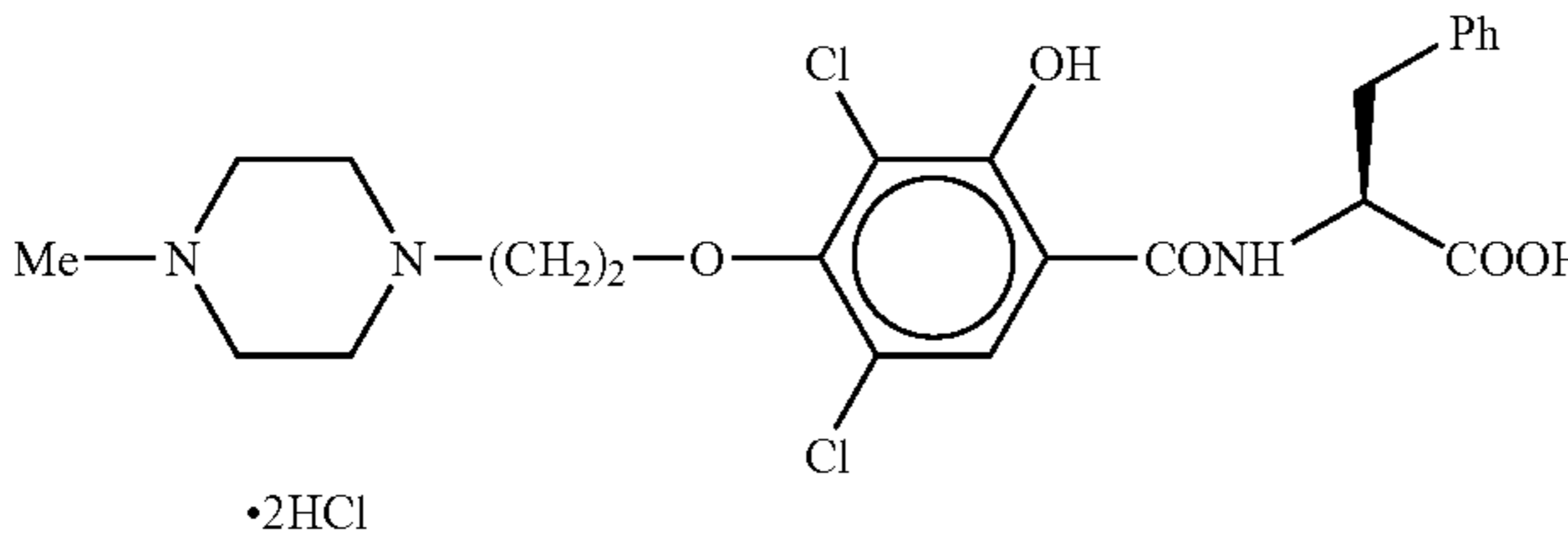
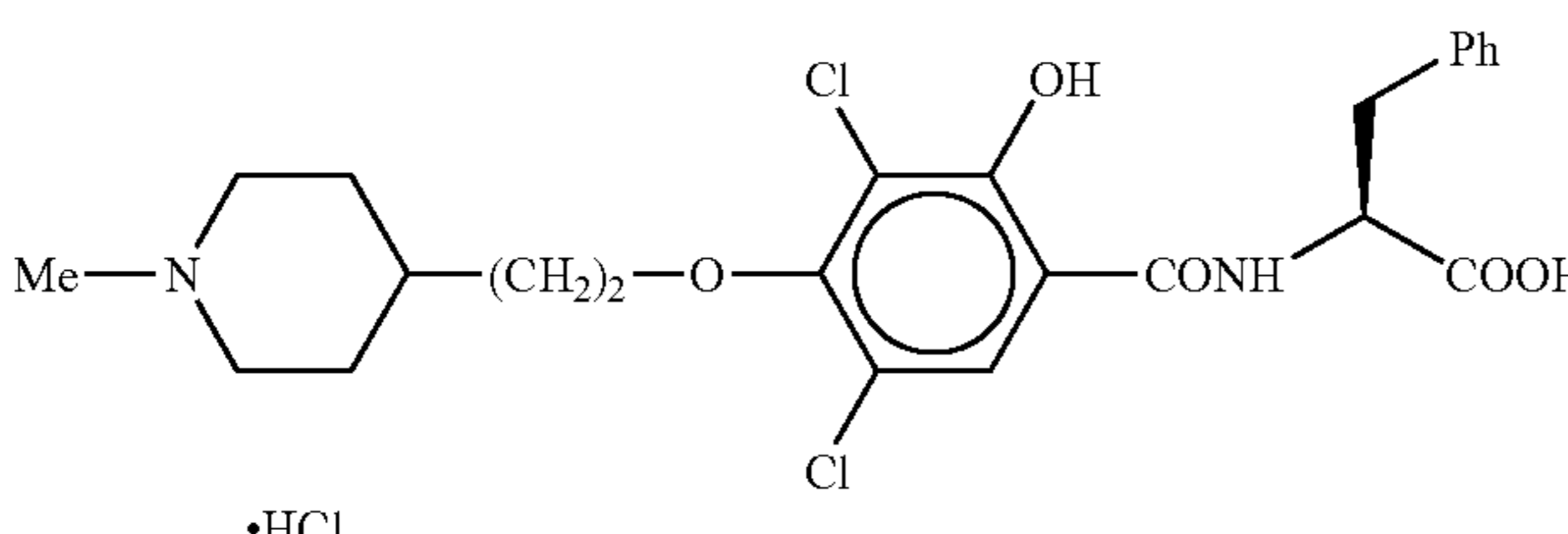
Ex. No.	Compound	¹ H-NMR δ (ppm), 300 MHz	IR (cm ⁻¹)	FAB-MS	Elemental analysis (%)
134	 •2HCl	DMSO-d ₆ 2.79(3H, s) 3.04–4.10(12H, m) 4.33(2H, brs) 4.70(1H, m) 7.17–7.30(5H, m) 8.21(1H, s) 9.36(1H, d, J=8 Hz) 13.47(1H, brs)		496 (free base, MH ⁺)	
135	 •HCl	DMSO-d ₆ 1.36(2H, m) 1.69(2H, dd, J=6.3, 12.6 Hz) 1.75–2.0(3H, m) 2.67(3H, s) 2.87(2H, m) 2.95(1H, dd, J=8.4, 14.5 Hz) 3.11(1H, dd, J=5.4, 14.1 Hz) 3.93(2H, t, J=6.3 Hz) 4.64(1H, dd, J=5.7, 7.5 Hz) 7.17–7.29(5H, m) 7.59(1H, s) 11.72(1H, brs)		495 (free base, MH ⁺)	

TABLE 71

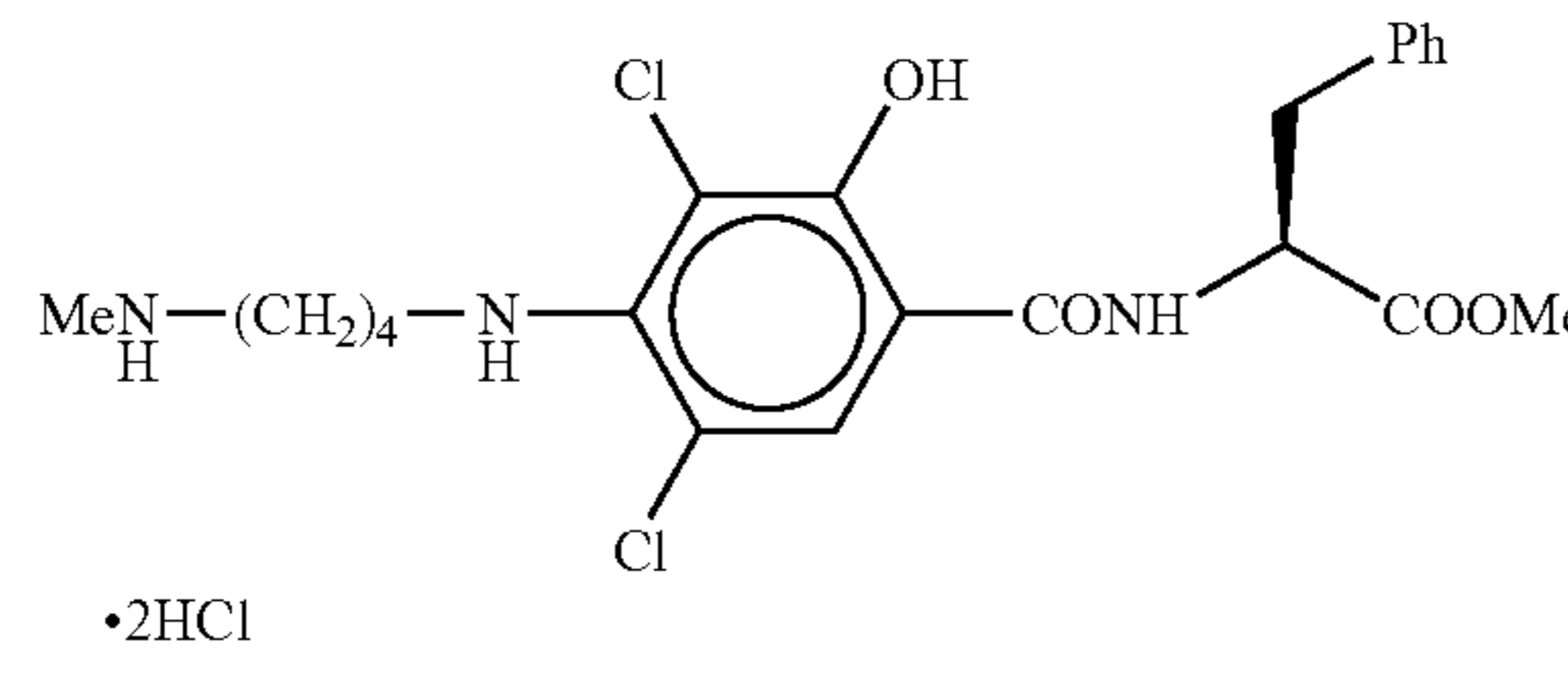
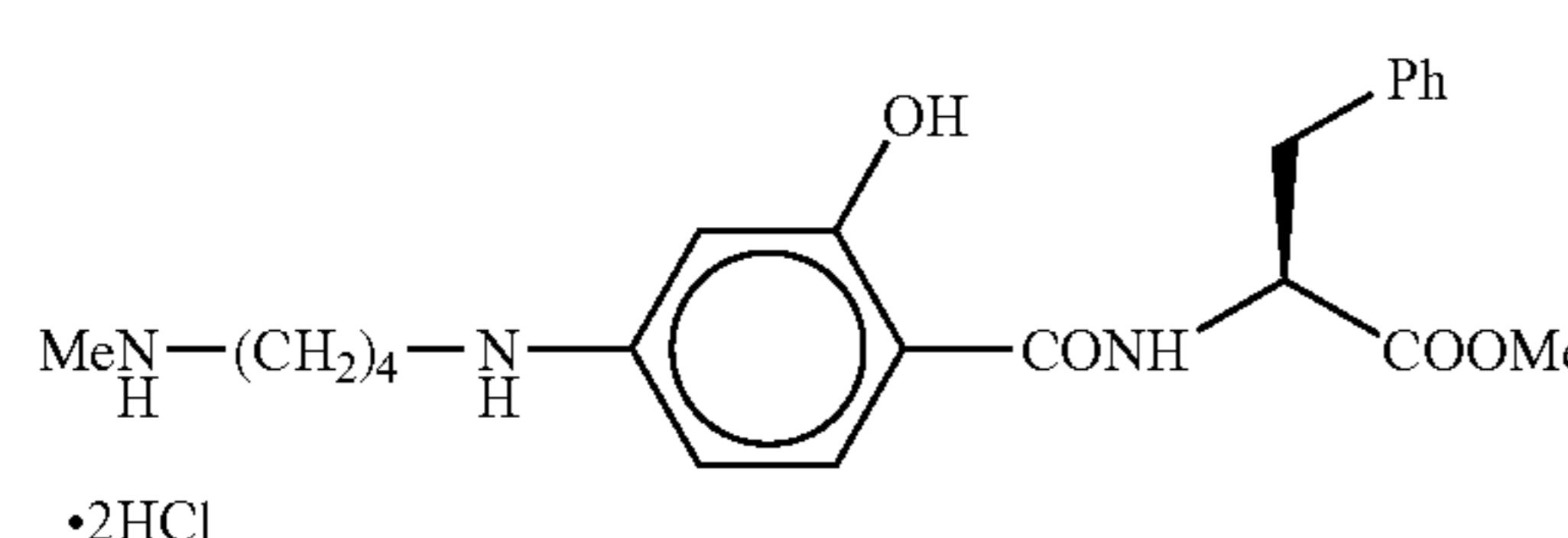
Ex. No.	Compound	¹ H-NMR δ (ppm), 300 MHz	IR (cm ⁻¹)	FAB-MS	Elemental analysis (%)
136	 •2HCl	DMSO-d ₆ 1.44–1.69(4H, m) 2.50–2.57(3H, m) 2.63–2.92(2H, m) 3.11(1H, dd, J=13.5, 9.0 Hz) 3.21(1H, dd, J=13.5, 6.6 Hz) 3.48–3.59(2H, m) 3.05(3H, s) 4.67–4.79(1H, m) 5.63(1H, brs) 7.17–7.34(5H, m) 8.02(1H, s) 8.57(2H, brs) 9.18(1H, d, J=9.0 Hz) 13.43(1H, s)		468 (free base, MH ⁺)	
137	 •2HCl	DMSO-d ₆ 1.29–1.84(8H, m) 2.69(3H, s) 2.88–3.36(6H, m) 3.73(3H, s) 4.82–4.96(1H, m) 6.93(1H, d, J=8.5 Hz) 7.18–7.34(6H, m) 7.93(1H, t, J=4.2 Hz)	KBr 3422 2939 1741 1638 1542	428 (free base, M ⁺ H)	

TABLE 72

Ex. No.	Compound	¹ H-NMR δ (ppm), 300 MHz	IR (cm ⁻¹)	FAB-MS	Elemental analysis (%)
138	 <chem>Oc1c(Cl)cc(OCCN)cc1C(=O)C(c1ccccc1)C(=O)Nc2ccccc2</chem> •HCl	DMSO-d ₆ 1.83(4H, bs) 2.82–2.94(2H, m) 3.16–3.32(2H, m) 4.02–4.06(2H, m) 4.88–5.02(1H, m) 7.06–7.42(8H, m) 7.62(2H, d, J=8.1 Hz) 7.86(2H, bs) 8.32(1H, s) 10.38(1H, s)	KBr 3412 2954 1638 1599 1542 1445 1066	516 (free base, MH ⁺)	
139	 <chem>Oc1c(Cl)cc(OCCN)cc1C(=O)C(c1ccccc1)C(=O)N</chem> •HCl	DMSO-d ₆ 1.74–1.87(4H, m) 2.83–2.92(2H, m) 2.95–3.03(1H, m) 3.14–3.22(1H, m) 3.99–4.06(2H, m) 4.65–4.74(1H, m) 7.14–7.34(6H, m) 7.68–7.81(4H, m) 8.23(1H, s) 9.19–9.21(1H, m) 13.56(1H, s)	KBr 2955 1677 1458 1413 1352 1261 1203 1138	440 (free base, MH ⁺)	C ₂₀ H ₂₃ Cl ₂ N ₃ O ₄ ·HCl Calculated C, 50.38 H, 5.07 N, 8.81 Found C, 47.87 H, 4.6 N, 7.31

TABLE 73

Ex. No.	Compound	¹ H-NMR δ (ppm), 300 MHz	IR (cm ⁻¹)	FAB-MS	Elemental analysis (%)
140	 <chem>Oc1c(Cl)cc(OCCN)cc1C(=O)C(c1ccccc1)C(=O)Nc2ccccc2</chem> •HCl				
141	 <chem>Oc1c(Cl)cc(OCCN)cc1C(=O)C(c1ccccc1)C(=O)Nc2ccc(F)cc2</chem> •HCl				
140		DMSO-d ₆ 1.80–1.84(4H, m) 2.62(3H, d, J=4.5 Hz) 2.85–2.89(2H, m) 3.00(1H, dd, J=13.7, 10.8 Hz) 3.16(1H, dd, J=13.7, 4.2 Hz) 4.00–4.16(2H, m) 4.66–4.73(1H, m) 7.13–7.32(5H, m) 7.82–7.97(3H, m) 8.20(1H, q, J=4.5 Hz) 8.27(1H, s) 9.31(1H, d, J=8.2 Hz) 13.56(1H, s)	KBr 3422 2940 1641 1584 1458 1412 1348 1228	454 (free base, MH ⁺)	C ₂₂ H ₂₅ Cl ₂ N ₃ O ₄ ·HCl Calculated C, 51.39 H, 5.34 N, 8.56 Found C, 50.03 H, 5.38 N, 8.15
141		DMSO-d ₆ 1.78–1.86(4H, m) 2.78–2.94(2H, m) 3.18–3.78(2H, m) 4.02–4.10(2H, m)	KBr 2954 1670 1639 1542	534 (free base, MH ⁺)	

TABLE 73-continued

4.86-4.96(1H, m)	1508
7.12-7.42(8H, m)	1217
7.60-7.66(2H, m)	1065
7.32(2H, bs)	
8.32(1H, s)	
9.42(1H, d, J=8.8 Hz)	
10.44(1H, s)	

TABLE 74

Ex. No.	Compound	¹ H-NMR δ (ppm), 300 MHz	IR (cm ⁻¹)	FAB-MS	Elemental analysis (%)
142	 <chem>NCCOC1=CC=C(C=C1)OC2=CC(=C(C=C2)O)C(Cl)=CC(Cl)=C2C(=O)N[C@@H](Cc3ccccc3)C(=O)Nc4ccccc4N</chem> •2HCl	DMSO-d ₆ 1.73- 1.88(4H, m) 2.79-2.92(2H, m) 3.08-3.30(2H, m) 4.01-4.07(2H, m) 5.02-5.32(1H, m) 7.17-7.21(2H, m) 7.26-7.31(2H, m) 7.45-7.47(2H, m) 7.84-8.08(5H, m) 8.30(1H, s) 8.37(1H, d, J=6.0 Hz) 9.40(1H, d, J=9.0 Hz) 11.24(1H, s) 13.42(1H, s)	KBr 3423 2957 1643 1572 1541 1439 1337 1260 1228	517 (free base, MH ⁺)	C ₂₅ H ₂₆ Cl ₂ N ₄ O ₄ ·HCl Calculated C, 50.87 H, 4.78 N, 9.49 Found C, 49.81 H, 5.14 N, 9.27
143	 <chem>CN(C)CCOC1=CC=C(C=C1)OC2=CC(=C(C=C2)O)C(Cl)=CC(Cl)=C2C(=O)N[C@@H](Cc3ccccc3)C(=O)NO</chem>	DMSO-d ₆ 1.70- 1.90(4H, m) 2.58(3H, s) 2.75-3.00(4H, m) 3.88-3.98(2H, m) 4.56-4.59(1H, m) 7.16-7.33(5H, m) 7.55(1H, s) 8.78(1H, m)	KBr 3422 1624 1570 1542 1431	470 (MH ⁺)	

TABLE 75

Ex. No.	Compound	¹ H-NMR δ (ppm), 300 MHz	IR (cm ⁻¹)	FAB-MS	Elemental analysis (%)
144	 <chem>NCCOC1=CC=C(C=C1)OC2=CC(=C(C=C2)O)C(Cl)=CC(Cl)=C2C(=O)N[C@@H](Cc3ccccc3)C(=O)Nc4ocnc4C</chem> •HCl	DMSO-d ₆ 1.80-1.86(4H, m) 2.35(3H, s) 2.84-2.90(2H, m) 3.34-3.47(2H, m) 4.00-4.06(2H, m) 5.56-5.64(2H, m) 7.19-7.34(5H, m) 7.96(3H, brs) 8.22(1H, s) 9.86(1H, d, J=9 Hz) 13.19(1H, brs)	KBr 3421 2935 1638 1588 1542 1457	470 (free base, MH ⁺)	
145	 <chem>NCCOC1=CC=C(C=C1)OC2=CC(=C(C=C2)O)C(Cl)=CC(Cl)=C2C(=O)N[C@@H](Cc3ccccc3)CO</chem> •HCl	DMSO-d ₆ 1.70-1.92(4H, m) 2.73-3.01(4H, m) 3.42-3.58(2H, m) 3.95-4.11(2H, m) 4.13-4.32(1H, m) 4.97(1H, brs) 7.09-7.33(5H, m) 7.91(3H, brs) 8.25(1H, s) 8.92(1H, d, J=9.0 Hz) 13.98(1H, s)	KBr 3421 2950 1637 1583 1458	427 (free base, MH ⁺)	C ₂₀ H ₂₄ Cl ₂ N ₂ O ₄ ·HCl Calculated C, 51.80 H, 5.43 N, 6.04 Found C, 50.96 H, 5.46 N, 5.65

TABLE 76

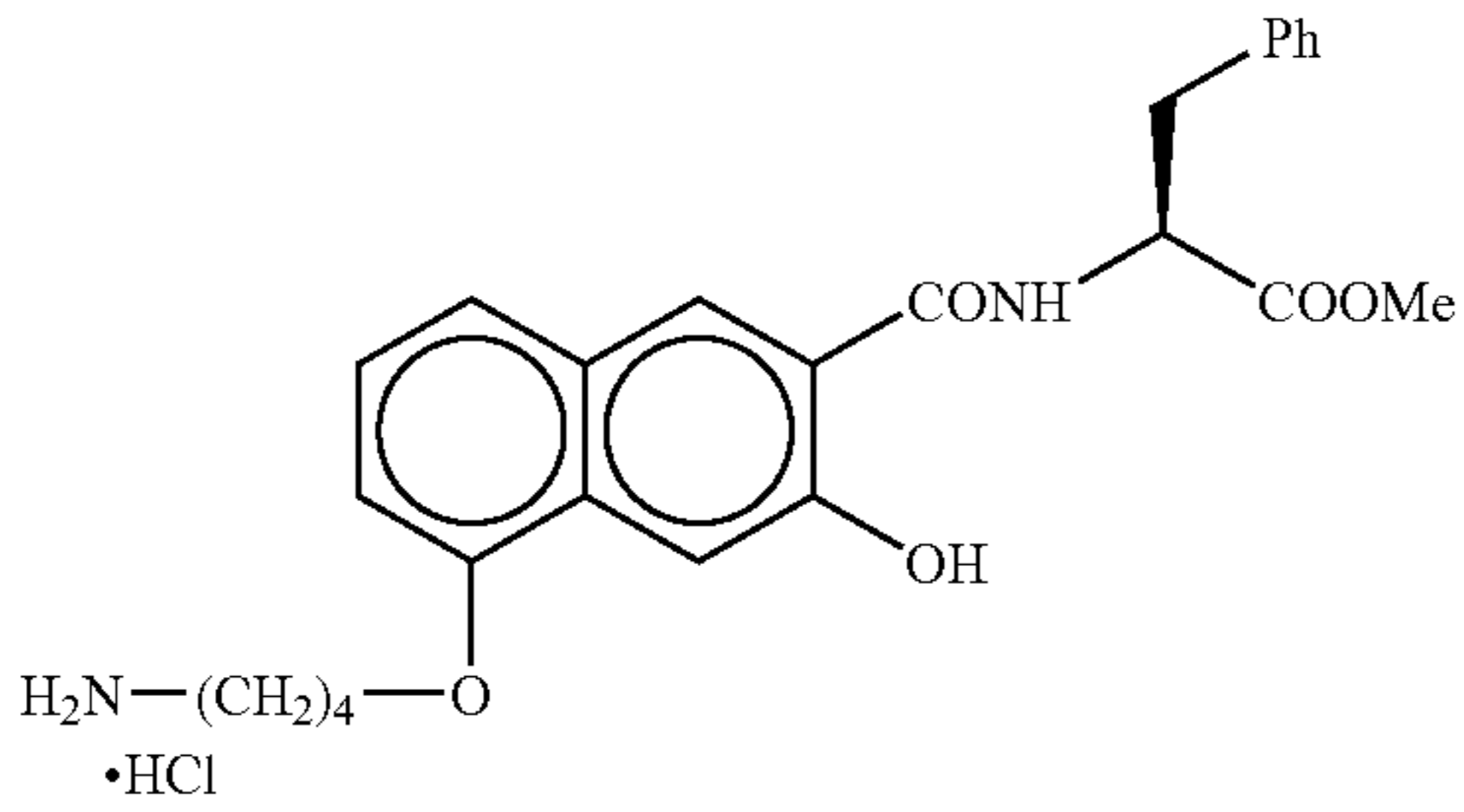
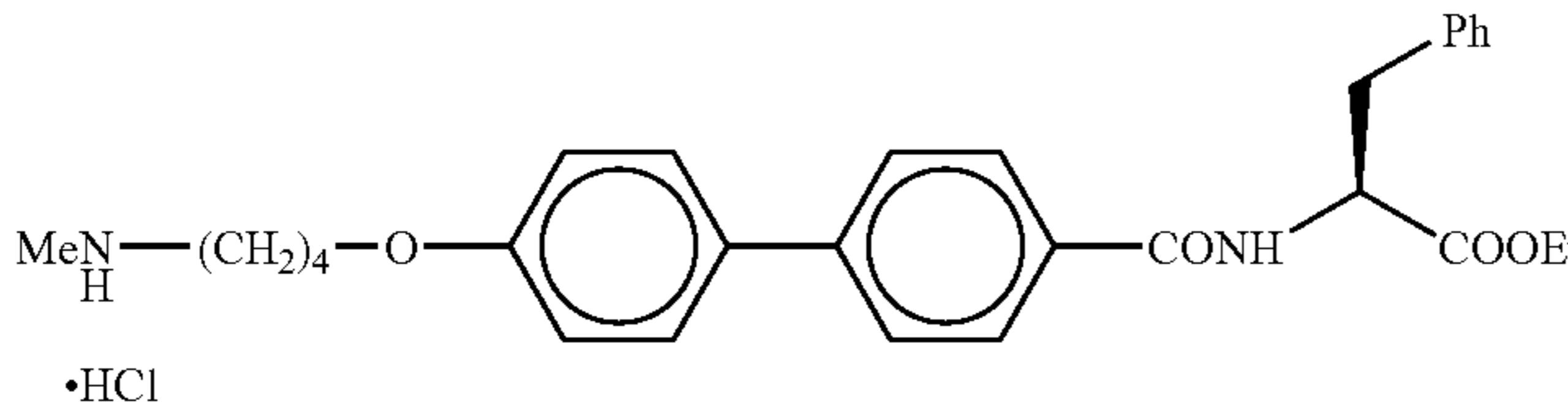
Ex. No.	Compound	¹ H-NMR δ (ppm), 300 MHz	IR (cm ⁻¹)	FAB-MS	Elemental analysis (%)
146		DMSO-d ₆ 1.58–1.82(4H, m) 2.68–2.84(2H, m) 3.02–3.26(2H, m) 3.67(3H, s) 4.12–4.20(2H, m) 4.82–4.88(1H, m) 6.92(1H, d, J=9.0 Hz) 7.16–7.40(8H, m) 7.54(1H, s) 7.81(2H, br) 8.21(1H, s) 8.62(1H, d, J=7.2 Hz) 10.21(1H, s)	KBr 3386 2952 1741 1647 1618 1527 1227 1188	437 (free base, MH ⁺)	
147		DMSO-d ₆ 1.20(3H, t, J=5.4 Hz) 1.82–1.85(4H, m) 2.58–2.62(3H, m) 2.96–3.04(2H, m) 3.15–3.26(2H, m) 4.11(2H, t, J=4.3 Hz) 4.16(2H, q, J=5.4 Hz) 4.69–4.75(1H, m) 7.10(2H, d, J=6.6 Hz) 7.24–7.28(1H, m) 7.32–7.38(4H, m) 7.73(2H, d, J=6.6 Hz) 7.77(2H, d, J=6.3 Hz) 7.94(2H, d, J=6.3 Hz) 8.72–8.83(2H, m) 8.88(1H, d, J=5.8 Hz)	KBr 3332 2938 2723 1750 1630 1605 1535 1495 1204 1183	475 (free base, MH ⁺)	

TABLE 77

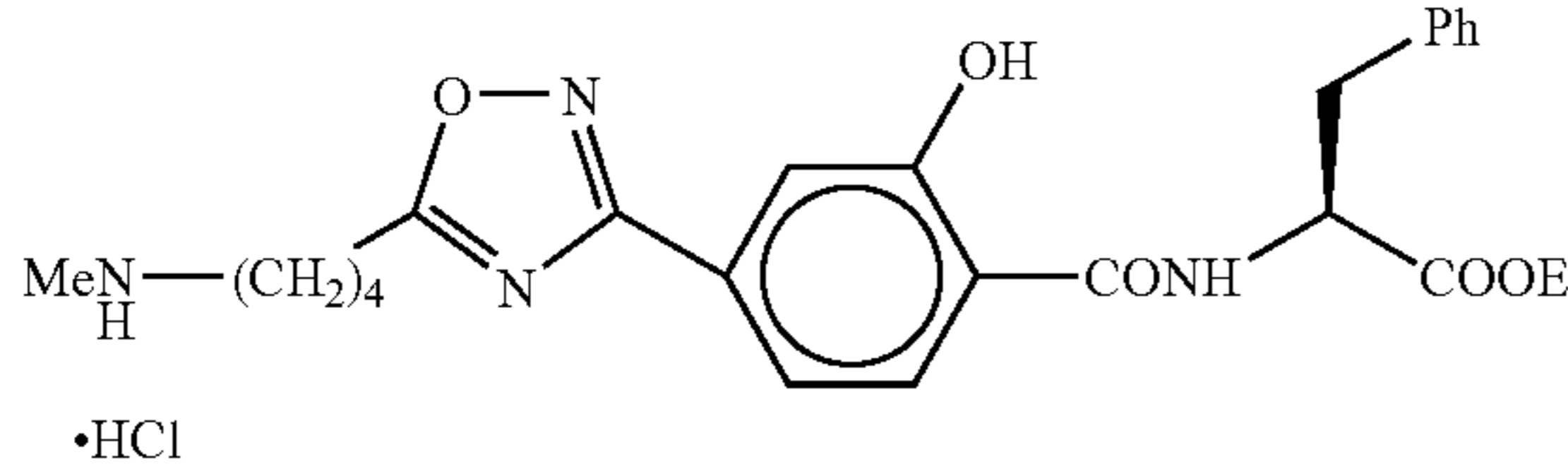
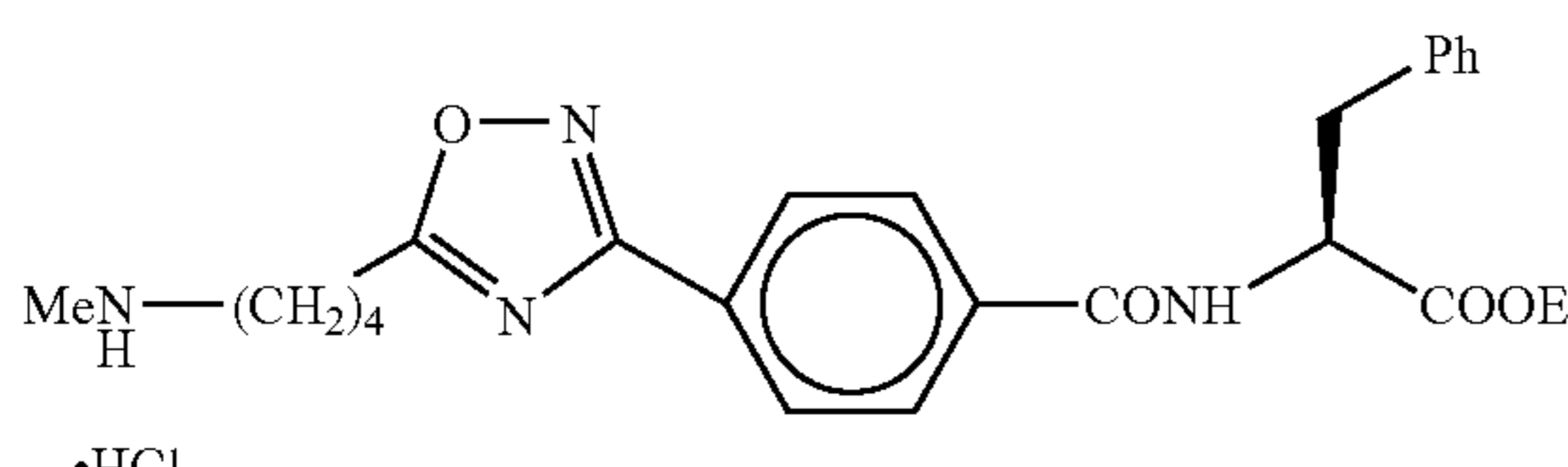
Ex. No.	Compound	¹ H-NMR δ (ppm), 300 MHz	IR (cm ⁻¹)	FAB-MS	Elemental analysis (%)
148		DMSO-d ₆ 1.16(3H, t, J=7 Hz) 1.65–1.92(4H, m) 2.53(3H, s) 2.93(2H, t, J=6 Hz) 3.07(2H, t, J=6 Hz) 3.12–3.25(2H, m) 4.12(2H, t, J=7 Hz) 7.19–7.33(5H, m) 7.54(1H, dd, J=3.9 Hz) 7.59(1H, d, J=9 Hz) 8.68(2H, brs) 9.08(1H, d, J=9 Hz) 12.08(1H, brs)	KBr 3343 2936 1741 1638 1550	467 (free base, MH ⁺)	
149		DMSO-d ₆ 1.14(3H, t, J=6.8 Hz) 1.66–1.82(4H, m) 2.42–2.58(6H, m) 2.84–3.22(6H, m) 4.09(2H, q, J=6.8 Hz) 4.64–4.68(1H, m) 7.18–7.34(5H, m) 7.98(2H, d, J=8.6 Hz) 8.08(2H, d, J=8.6 Hz) 8.68(1H, br) 9.04(1H, d, J=7.2 Hz)	KBr 3423 2938 1735 1617 1560 1211	451 (free base, MH ⁺)	

TABLE 78

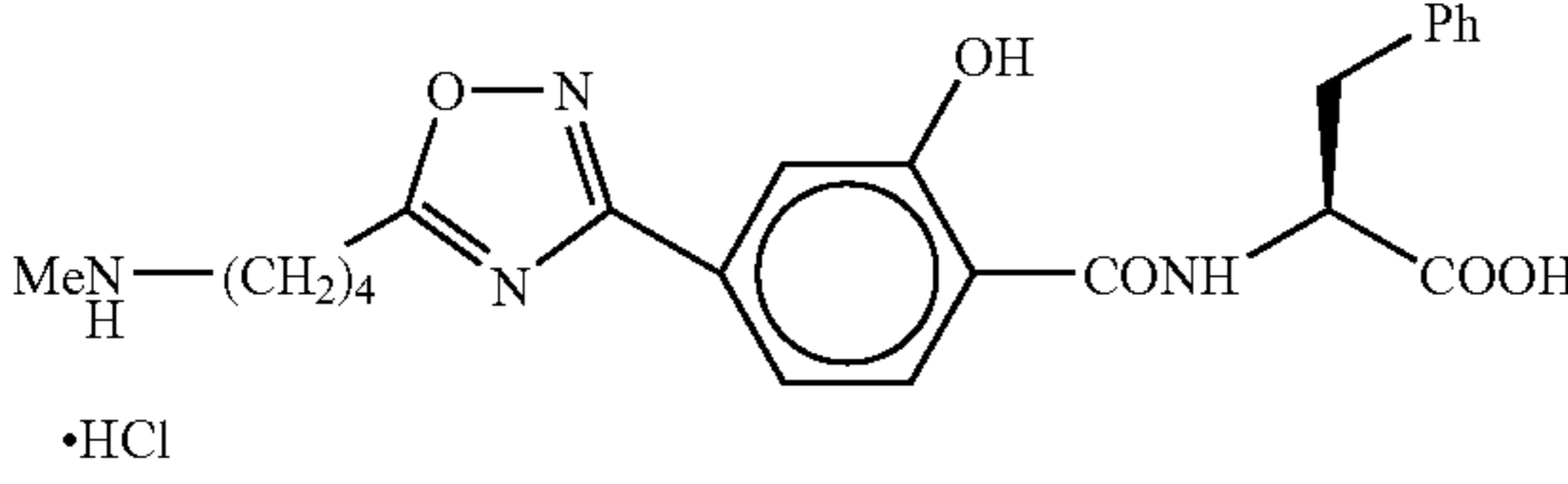
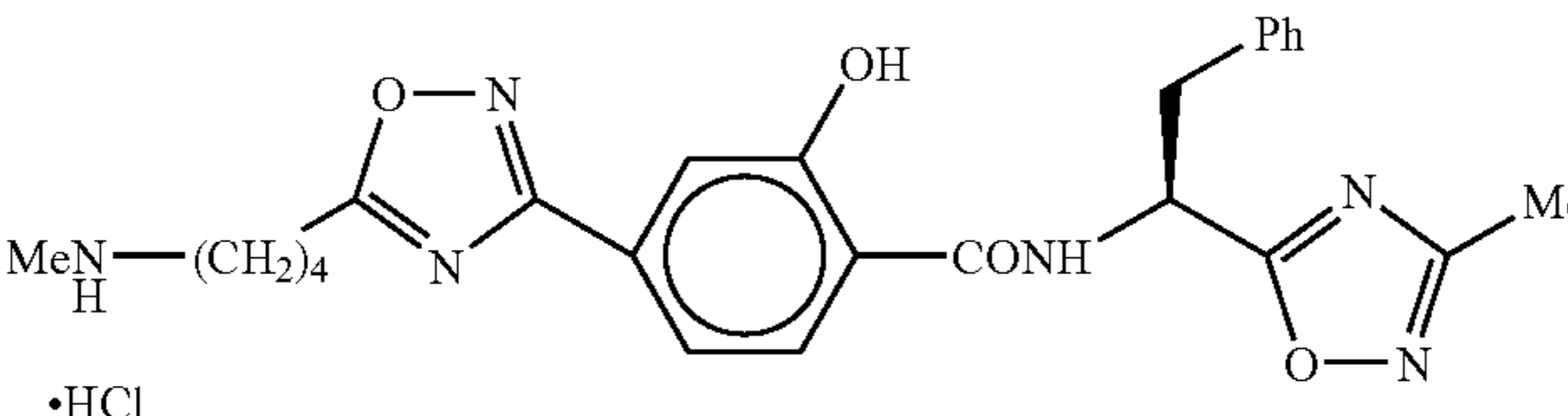
Ex. No.	Compound	¹ H-NMR δ (ppm), 300 MHz	IR (cm ⁻¹)	FAB-MS	Elemental analysis (%)
150	 •HCl	DMSO-d ₆ 1.70–1.88(4H, m) 2.53(3H, m) 2.90–3.70(6H, m) 4.76(1H, m) 7.20–7.28(5H, m) 7.55–7.56(2H, m) 8.04(1H, d, J=6.0 Hz) 8.62(2H, m) 9.03(1H, d, J=6.0 Hz) 12.12(1H, s) 13.0(1H, brs)	KBr 1735 1623 1545 1224	439 (free base, MH ⁺)	
151	 •HCl	DMSO-d ₆ 1.69–1.88(4H, m) 2.34(3H, s) 2.53(3H, m) 2.89–3.80(6H, m) 5.62(1H, m) 7.20–7.32(5H, m) 7.52(1H, d, J=6 Hz) 7.55(1H, s) 7.59(1H, d, J=6 Hz) 8.69(2H, brs) 9.40(1H, d, J=6.0 Hz) 12.06(1H, s)	KBr 1654 1542 1437 1231	477 (free base, MH ⁺)	

TABLE 79

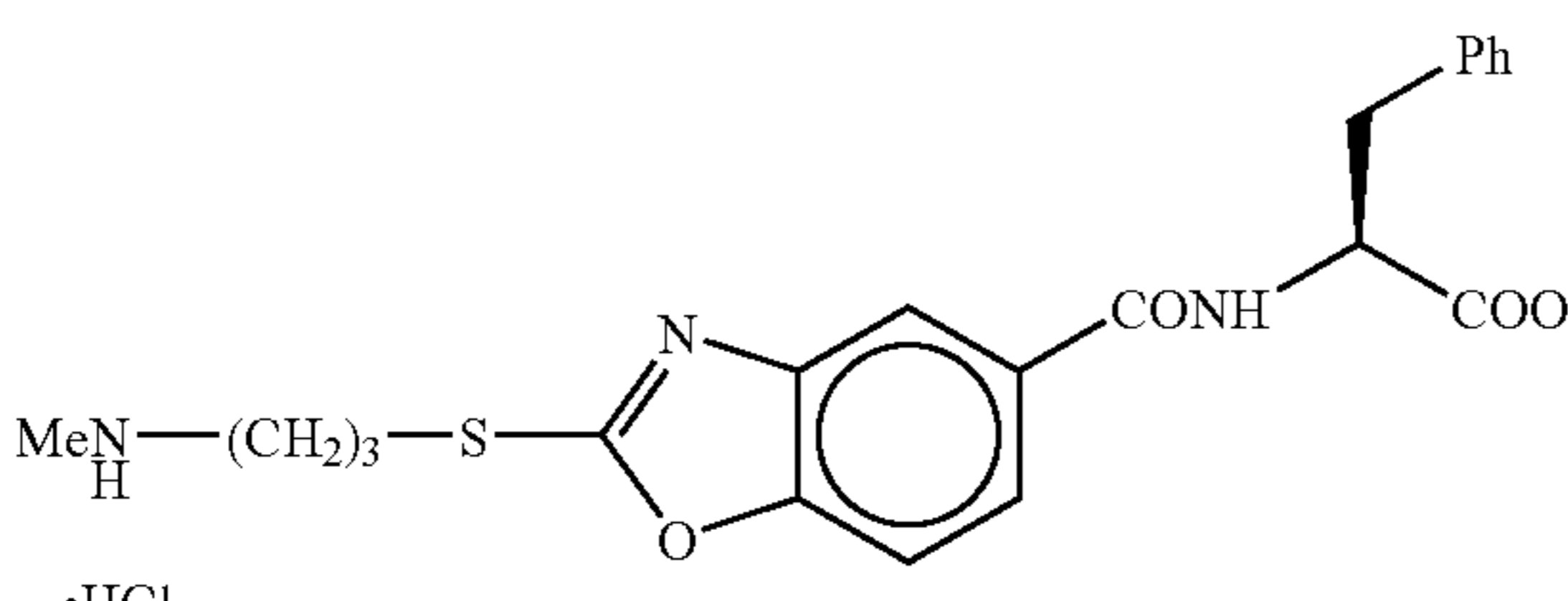
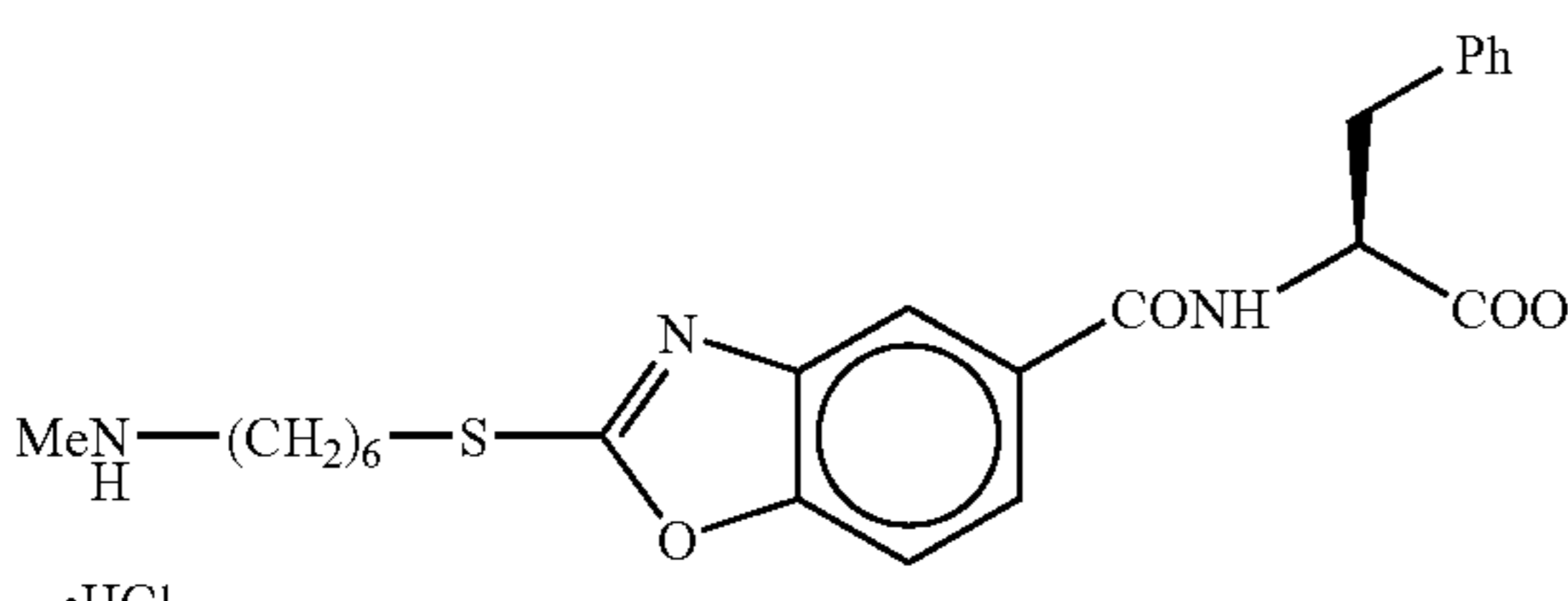
Ex. No.	Compound	¹ H-NMR δ (ppm), 300 MHz	IR (cm ⁻¹)	FAB-MS	Elemental analysis (%)
152	 •HCl	DMSO-d ₆ 1.15(3H, t, J=15 Hz) 2.18(2H, m) 2.57(3H, m) 2.90–3.50(6H, m) 4.12(2H, q, J=15 Hz) 4.60(1H, m) 7.21–7.34(5H, m) 7.73(1H, d, J=9 Hz) 7.82(1H, d, J=9 Hz) 8.09(1H, s) 8.80(2H, brs) 8.91(1H, d, J=6 Hz)		442 (free base, MH ⁺)	
153	 •HCl	DMSO-d ₆ 1.11–1.83(11H, m) 2.52(3H, m) 2.83–3.57(6H, m) 4.10(2H, q, J=18 Hz) 4.65(1H, m) 7.20–7.83(7H, m) 8.12(1H, s) 8.94(3H, m)	KBr 1738 1643 1497 1469	484 (free base, MH ⁺)	

TABLE 80

Ex. No.	Compound	¹ H-NMR δ (ppm), 300 MHz	IR (cm ⁻¹)	FAB-MS	Elemental analysis (%)
154	 •HCl	CDCl ₃ 1.24(3H, t, J=7.3 Hz) 1.70–1.83(2H, m) 1.97–2.08(2H, m) 2.65(3H, s) 2.92–3.02(4H, m) 3.21(2H, d, J=5.8 Hz) 3.80(3H, s) 4.18(2H, q, J=7.3 Hz) 5.03(1H, q, J=5.8 Hz) 6.83(1H, d, J=1.3 Hz) 6.93(1H, dd, J=8.2, 1.3 Hz) 7.15–7.28(5H, m) 8.08(1H, d, J=8.2 Hz) 8.27(1H, d, J=7.3 Hz) 9.56(2H, brs)		445 (free base, MH ⁺)	

TABLE 81

Ex. No.	Compound	¹ H-NMR δ (ppm), 300 MHz	IR (cm ⁻¹)	FAB-MS	Elemental analysis (%)
155	 •2HCl	DMSO-d ₆ 1.14(3H, t, J=7 Hz) 3.08–3.60(14H, m) 4.12(2H, q, J=7 Hz) 7.15–7.32(5H, m) 8.31(1H, s) 9.58(1H, d, J=9 Hz) 9.59(2H, brs)	KBr 3436 1774 1638 1459	538 (free base, MH ⁺)	
156	 •HCl	DMSO-d ₆ 0.93(3H, t, J=6.0 Hz) 1.17(3H, t, J=6.0 Hz) 1.66–1.92(4H, m) 2.22–2.34(2H, m) 2.78–3.36(6H, m) 4.11(2H, q, J=6.0 Hz) 4.70–4.78(1H, m) 6.98(1H, s) 7.24–7.32(5H, m) 8.11(1H, s) 8.89(1H, brs) 9.08(1H, d, J=7.2 Hz) 12.37(1H, s)	KBr 3342 2972 1738 1651 1262 1182	503 (free base, MH ⁺)	

TABLE 82

Ex. No.	Compound	¹ H-NMR δ (ppm), 300 MHz	IR (cm ⁻¹)	FAB-MS	Elemental analysis (%)
157	 •HCl	CDCl ₃ 2.20–2.34(2H, m) 2.71(3H, s) 2.77(2H, t, J=5 Hz) 3.11(2H, brs) 3.23(2H, ddd, J=13, 8, 5 Hz) 3.77(3H, s) 5.01(1H, ddd, J=8, 8, 5 Hz) 6.60(1H, dd, J=9, 2 Hz) 6.73(1H, d, J=2 Hz) 6.97(1H, d, J=8 Hz) 7.13(2H, dd, J=8, 2 Hz) 7.24–7.32(3H, m) 7.37(1H, d, J=9 Hz) 9.51(2H, brs) 12.12(1H, s)		415 (free base, MH ⁺)	

TABLE 82-continued

Ex. No.	Compound	¹ H-NMR δ (ppm), 300 MHz	IR (cm ⁻¹)	FAB-MS	Elemental analysis (%)
158		CDCl ₃ 2.20–2.40(2H, m) 2.71–2.85(4H, m) 3.05–3.25(4H, m) 3.77(1H, s) 4.9(1H, q, J=7.2 Hz) 6.86(1H, s) 7.14–7.30(6H, m) 7.67(1H, s) 9.43(2H, brs) 11.91(1H, s)		493 (free base, MH ⁺)	

Formulation Examples of the pharmaceutical agents containing the compound of the present invention are shown in the following.

Formulation Example 1 (Tablet)	
(1) Compound of Example 18	10 g
(2) Lactose	50 g
(3) Corn starch	15 g
(4) Carboxymethylcellulose sodium	44 g
(5) Magnesium stearate	1 g

The entire amounts of (1), (2) and (3), and 30 g of (4) were kneaded with water, dried in vacuo, and granulated. The granules were added with 14 g of (4) and 1 g of (5), and the mixture was compressed to give tablets, whereby 1,000 tablets containing 10 mg of the compound per tablet were prepared.

FORMULATION EXAMPLE 2

(Injection)

The compound of Example 18 (100 mg) was dissolved in an aqueous solution of mannitol (5 g) dissolved in water (100 ml) for injection, sterilized by filtrating through a 0.22 μm filter, and filled in sterilized ampoules by 1 ml to give injections containing 1 mg of the compound per ampoule.

The results of experiments with respect to the suppression of production of inflammatory cytokines, suppression of LPS-induced peritonitis and suppression of LPS/D-galactosamine-induced hepatitis by the compound of the present invention are shown below.

EXPERIMENTAL EXAMPLE 1

Suppression of production of inflammatory cytokines

Thirty ml of human peripheral blood added with heparin was placed on Ficol-Paque (15 ml), and centrifuged at 400 G for 40 minutes at room temperature. The obtained monocyte fraction layers were collected and washed three times with E-MEM medium. The cells were adjusted to a final concentration of 0.5×10⁵ cells/800 μl with RPMI-1640 medium containing 5% bovine fetal serum (2-mercaptoethanol), and seeded in a 24 well plant by 800 μl. A test sample (100 μl) was added and 100 μl of lipopolysaccharide (LPS, 100 μg/ml) was added one hour later. The supernatant was taken at 20 hours after stimulation with LPS, and amounts of various cytokines were determined using an ELISA kit. By plotting the cytokine amounts at various concentrations, the concentration of the test sample necessary for inhibition by 50% (IC₅₀) was determined. The results are shown in Tables 83–88.

TABLE 83

	IC ₅₀ (μM)		
	IL-1β	TNF	IL-8
Example No. 1	0.002	0.008	0.009
Example No. 2	—	—	0.01
Example No. 3	>30	14	>30
Example No. 4	3	2	2
Example No. 5	75	6	6
Example No. 6	14	6	14
Example No. 7	—	—	8
Example No. 9	—	—	<0.3
Example No. 10	—	—	0.6
Example No. 11	—	—	0.4
Example No. 14	—	—	1
Example No. 15	—	—	1
Example No. 16	—	—	0.03
Example No. 18	—	—	<0.01
Example No. 19	—	—	<0.01
Example No. 20	—	—	29
Example No. 21	—	—	<0.01
Example No. 22	—	—	<0.01
Example No. 24	—	—	0.02
Example No. 25	—	—	0.01
Example No. 26	—	—	0.009

TABLE 84

	IC ₅₀ (μM)		
	IL-1β	TNF	IL-8
Example No. 27	—	—	<0.01
Example No. 28	—	—	<0.01
Example No. 29	—	—	<0.01
Example No. 30	—	—	0.6
Example No. 31	—	—	<0.01
Example No. 32	—	—	0.5
Example No. 34	—	—	2
Example No. 36	—	—	0.06
Example No. 37	—	—	0.3
Example No. 39	—	—	0.02
Example No. 40	—	—	0.01
Example No. 41	—	—	<0.01
Example No. 42	—	—	0.1
Example No. 43	—	—	0.03
Example No. 44	—	—	<0.01
Example No. 45	0.0008	0.004	0.004
Example No. 46	—	—	<0.01
Example No. 47	—	—	3
Example No. 48	—	—	0.2
Example No. 49	—	—	0.02
Example No. 50	—	—	28

131

TABLE 85

	IC ₅₀ (μM)		
	IL-1β	TNF	IL-8
Example No. 51	—	—	7
Example No. 52	—	—	<0.01
Example No. 53	—	—	<0.01
Example No. 54	—	—	<0.01
Example No. 55	—	—	<0.01
Example No. 56	—	—	4
Example No. 57	—	—	0.05
Example No. 58	—	—	0.02
Example No. 60	—	—	0.03
Example No. 63	—	—	0.1
Example No. 64	—	—	0.05
Example No. 67	—	—	0.05
Example No. 68	—	—	0.001
Example No. 69	—	—	<0.001
Example No. 70	—	—	0.006
Example No. 71	—	—	0.04
Example No. 72	—	—	0.1
Example No. 73	—	—	<0.01
Example No. 74	—	—	0.07
Example No. 75	—	—	0.04
Example No. 76	—	—	0.3

TABLE 86

	IC ₅₀ (μM)		
	IL-1β	TNF	IL-8
Example No. 77	—	—	3
Example No. 80	—	—	3
Example No. 81	—	—	4
Example No. 82	—	—	0.02
Example No. 83	—	—	0.09
Example No. 84	—	—	0.03
Example No. 85	—	—	0.07
Example No. 86	—	—	<0.001
Example No. 87	—	—	0.2
Example No. 88	—	—	3
Example No. 89	—	—	0.6
Example No. 90	—	—	0.6
Example No. 91	—	—	0.001
Example No. 92	—	—	0.03
Example No. 94	—	—	1
Example No. 95	—	—	0.09
Example No. 96	—	—	0.003
Example No. 98	—	—	0.001
Example No. 99	—	—	0.001
Example No. 100	—	—	0.001
Example No. 101	—	—	0.003

TABLE 87

	IC ₅₀ (μM)		
	IL-1β	TNF	IL-8
Example No. 102	—	—	0.002
Example No. 103	—	—	0.7
Example No. 104	—	—	0.7
Example No. 105	0.001	0.004	0.005
Example No. 106	—	—	<0.01
Example No. 110	—	—	<0.01
Example No. 111	—	—	<0.01
Example No. 117	—	—	<0.01
Example No. 122	—	—	<0.01
Example No. 125	—	—	0.01
Example No. 126	—	—	0.8
Example No. 127	—	—	0.2
Example No. 128	—	—	0.2
Example No. 129	—	—	2

132

TABLE 87-continued

	IC ₅₀ (μM)		
	IL-1β	TNF	IL-8
Example No. 132	—	—	0.07
Example No. 133	—	—	0.2
Example No. 134	—	—	0.2
Example No. 136	—	—	0.2
Example No. 137	—	—	2
Example No. 138	—	—	1
Example No. 139	—	—	4

TABLE 88

	IC ₅₀ (μM)		
	IL-1β	TNF	IL-8
Example No. 140	—	—	13
Example No. 141	—	—	3
Example No. 142	—	—	0.4
Example No. 143	—	—	3
Example No. 144	—	—	29
Example No. 146	—	—	5
Example No. 147	—	—	2
Example No. 148	—	—	4
Example No. 149	—	—	3
Example No. 152	—	—	7
Example No. 153	—	—	1
Example No. 155	—	—	0.2
Example No. 156	—	—	2

EXPERIMENTAL EXAMPLE 2

Suppression of LPS-induced peritonitis

LPS (30 μg/ml, 1 ml) prepared with physiological saline containing 0.5% CMC (carboxymethylcellulose) was intraperitoneally injected into male Balb/c mice to induce peritonitis. One hour later, the mice were killed with carbon dioxide, and the amount of TNF α in the peritoneal fluid was determined using an ELISA kit.

The test sample (50 mg/kg) was administered from the tail vein at 60 minutes before LPS injection, and the degree of suppression was investigated. The suppression by the test sample is shown in the ratio relative to the suppression in the control group.

Suppression (%) = 100 - (TNR amount of group treated with test sample / TNF amount of control group) × 100

The results are shown in Table 89 wherein ** means the presence of significant difference by p < 0.01 from the control group.

TABLE 89

	Inhibition (%)	
	IL-1β	TNF
Example No. 1	—	64**
Example No. 4	—	38**
Example No. 9	—	21
Example No. 19	—	32**
Example No. 51	—	38**
Example No. 52	—	31**
Example No. 148	—	19
Example No. 155	—	28**

EXPERIMENTAL EXAMPLE 3

Suppression of LPS/D-galactosamine-induced hepatitis

LPS (5 μg/kg) D-galactosamine (500 mg/kg) in physiological saline was intraperitoneally injected to male C57BL/6 mice to induce hepatitis. Six hours after the

133

injection of LPS/D-galactosamine in physiological saline, blood was taken from the mice orbital venous plexus. Plasma was separated from the blood, and ALT in blood was determined by a biochemical analyzer. The test sample was administered from the tail vein at 10 minutes before the injection of LPS/D-galactosamine in physiological saline, and the degree of suppression was investigated. The suppression by the test sample is shown in the ratio relative to the suppression in the control group.

Suppression (%) = $100 - (\text{ALT amount of group treated with test sample} / \text{ALT amount of control group}) \times 100$

The result are shown in Tables 90–91.

TABLE 90

	Dose (mg/kg)	Inhibition (%)
Example No. 1	5	88
	10	78
Example No. 2	10	65
Example No. 4	10	42
Example No. 10	10	77
Example No. 18	10	86
Example No. 22	10	51
Example No. 24	10	63
Example No. 27	10	67
Example No. 31	5	87
Example No. 32	10	78
Example No. 36	10	47
Example No. 37	10	80

TABLE 91

	Dose (mg/kg)	Inhibition (%)
Example No. 40	10	49
Example No. 45	10	30
Example No. 46	10	57
Example No. 50	10	15
Example No. 54	5	74
Example No. 60	10	42
Example No. 61	10	6
Example No. 105	10	40
Example No. 117	10	54
Example No. 123	10	41
Example No. 126	10	27
Example No. 127	5	82
Example No. 138	5	22

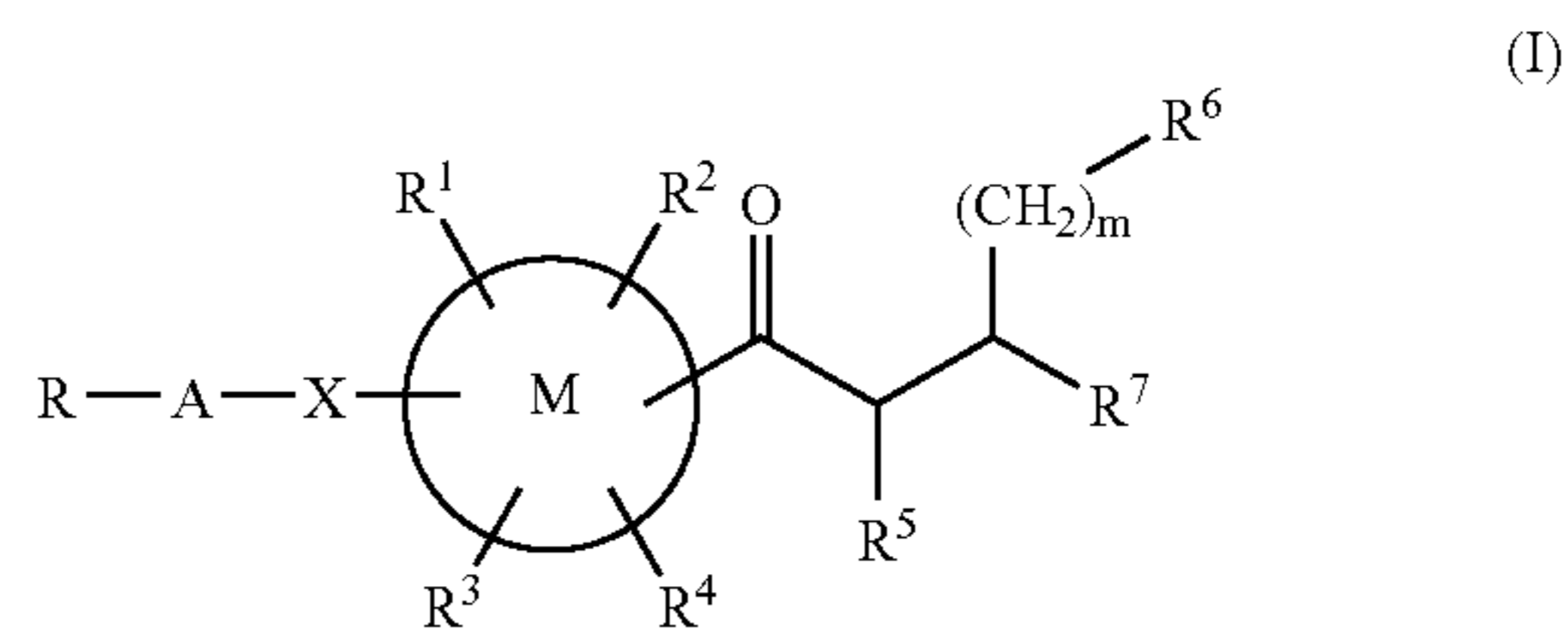
From the foregoing results, it is evident that the compound of the present invention suppresses production of inflammatory cytokines and is useful for the prophylaxis and therapy of noninfectious or infectious diseases accompanied by neutrophil migration, which are represented by rheumatic diseases (e.g., rheumatoid arthritis); arthritis due to gout; systemic lupus erythematosus; dermatopathy (e.g., psoriasis, pustulosis and atopic dermatitis); respiratory diseases (e.g., bronchial asthma, bronchitis, ARDS and diffused interstitial pneumonia); inflammatory bowel diseases (e.g., ulcerative colitis and Crohn's disease); acute or chronic hepatitis inclusive of fulminant hepatitis; acute or chronic glomerulonephritis; nephropylitis; uveitis caused by Behcet disease and vogt-Koyanagi Harada disease; Mediterranean fever (polyserositis); ischemic disease (e.g., myocardial infarction); and systemic circulatory failure and multi-organ failure caused by sepsis.

The test results with respect to inflammatory cytokines such as IL-6 and GM-CSF have confirmed suppression of these inflammatory cytokines by the compound of the present invention.

134

What is claimed is:

1. An amide compound of the formula (I):



wherein:

R is a piperazinyl optionally substituted by lower alkyl, a piperidyl optionally substituted by lower alkyl or an amino

wherein amino is optionally substituted by lower alkyl;

A is a linear alkylene;

X is an oxygen atom, a sulfur atom, —NH— or —CH₂—;

M is an arylene;

R¹, R², R³ and R⁴ are the same or different and each is a hydrogen atom, provided at least one of R¹, R², R³ and R⁴ is not a hydrogen atom, a hydroxy, a halogen atom, or —O—CO—R^{11m} wherein R^{11m} is lower alkyl optionally substituted by a substituent selected from the group consisting of amino, acyloxy and benzyloxycarbonyl, or phenyl optionally substituted by lower alkyl;

R⁵ is hydrogen atom;

m is 1;

R⁶ is a phenyl and

R⁷ is —COO—R^{12m}

wherein R^{12m} is hydrogen atom, aralkyl, adamantyl, cyclohexylideneamino,

cyclohexyl optionally substituted by lower alkyl, piperidyl optionally substituted by lower alkyl, or alkyl optionally substituted by a substituent selected from the group consisting of hydroxy, lower alkoxy, lower alkoxy lower alkoxy, lower alkoxy carbonyl, acyloxy, piperazinyl and amino optionally substituted by lower alkyl;

or a pharmaceutically acceptable acid addition salt thereof.

2. The amide compound of claim 1, wherein [H] M is phenylene, or a pharmaceutically acceptable acid addition salt thereof.

3. The amide compound of claim 1, wherein R⁷ is —COO—R^{12m} wherein R^{12m} is lower alkyl, or cyclohexyl which is optionally substituted by lower alkyl, or a pharmaceutically acceptable acid addition salt thereof.

4. The amide compound of claim 1, wherein X is an oxygen atom or —CH₂—, or a pharmaceutically acceptable acid addition salt thereof.

5. The amide compound of claim 1, wherein R⁶ is phenyl and m is 1, or a pharmaceutically acceptable acid addition salt thereof.

6. The amide compound of claim 1, wherein R¹, R², R³ and R⁴ are the same or different and each is a hydrogen atom provided that at least one of R¹, R², R³ and R⁴ is not a hydrogen atom, hydroxy, a halogen atom, or —O—CO—R^{11m} wherein R^{11m} is lower alkyl or phenyl, or a pharmaceutically acceptable acid addition salt thereof.

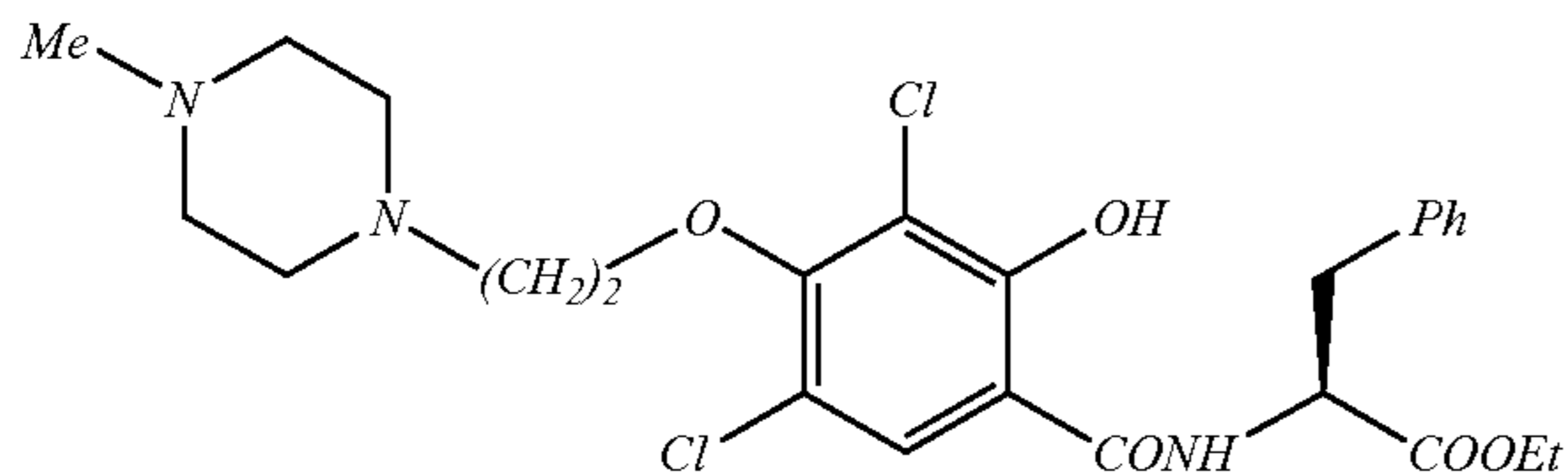
7. A pharmaceutical composition comprising a pharmaceutically acceptable carrier; and the amide compound of any one of claims 1 to 6 or a pharmaceutically acceptable acid addition salt thereof.

135

8. A method for suppressing the production of cytokines, comprising administering to a patient in need thereof, an inflammatory cytokine production suppressor comprising an amide compound of any one of claims 1 to 6 or a pharmaceutically acceptable acid addition salt thereof as an active ingredient.

9. A method for treating or prophylaxis of inflammatory diseases, comprising administering to a patient in need thereof, an agent for treating or prophylaxis of inflammatory diseases comprising an amide compound of any one of claims 1 to 6 or a pharmaceutically acceptable acid addition salt thereof as an active ingredient.

10. An amide compound of formula:



or a pharmaceutically acceptable acid addition salt thereof.

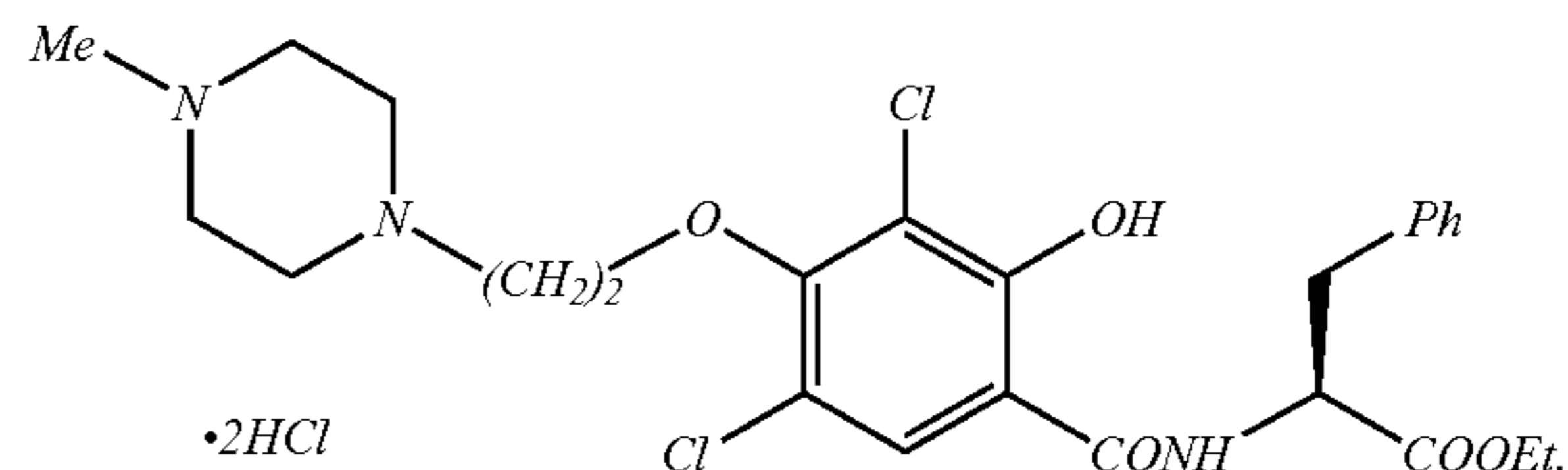
11. A pharmaceutical composition comprising a pharmaceutically acceptable carrier and the amide compound of claim 10 or a pharmaceutically acceptable acid addition salt thereof.

12. A method of suppressing the production of cytokines, comprising administering to a patient in a need thereof, an inflammatory cytokine production suppressor comprising the amide compound of claim 10 or a pharmaceutically acceptable acid addition salt thereof as an active ingredient.

136

13. A method for treating or prophylaxis of inflammatory diseases, comprising administering to a patient in need thereof, an agent for treating or prophylaxis of inflammatory diseases comprising the amide compound of claim 10 or a pharmaceutically acceptable acid addition salt thereof as an active ingredient.

14. An amide compound of the formula:



15. A pharmaceutical composition comprising a pharmaceutically acceptable carrier and the amide compound of claim 14.

16. A method of suppressing the production of cytokines, comprising administering to a patient in need thereof, an inflammatory cytokine production suppressor comprising the amide compound of claim 14.

17. A method for treating or prophylaxis of inflammatory diseases, comprising administering to a patient in need thereof, an agent for treating or prophylaxis of inflammatory diseases comprising the amide compound of claim 14.

* * * * *