



US00RE38830E

(19) **United States**
(12) **Reissued Patent**
Wang et al.

(10) **Patent Number: US RE38,830 E**
(45) **Date of Reissued Patent: Oct. 18, 2005**

(54) **STAND ALONE VIDEOPHONE**
(75) Inventors: **Chia-Wen Wang**, Hsinchu (TW);
Yu-Lin Chao, Hsinchu (TW);
Jeng-Yeong Tyan, Hsinchu (TW)
(73) Assignee: **Industrial Technology Research**
Institute, Hsinchu (TW)

D345,972 S * 4/1994 Grewe et al. D14/130
5,389,965 A * 2/1995 Kuzma 348/14
D356,791 S * 3/1995 Desbarats D14/130
5,396,269 A * 3/1995 Gotoh et al. 348/14
D374,230 S * 10/1996 Nuttall et al. D14/151
5,790,180 A * 8/1998 Wild 348/16
D398,302 S * 9/1998 Lio D14/130

* cited by examiner

(21) Appl. No.: **29/155,464**
(22) Filed: **Jan. 23, 2002**

Primary Examiner—Jeffrey Asch
(74) *Attorney, Agent, or Firm*—Christensen O'Connor
Johnson Kindness PLLC

Related U.S. Patent Documents

Reissue of:
(64) Patent No.: **Des. 402,978**
Issued: **Dec. 22, 1998**
Appl. No.: **29/082,839**
Filed: **Jan. 28, 1998**

(57) **CLAIM**

The ornamental design for a stand alone videophone, as shown and described.

DESCRIPTION

(30) **Foreign Application Priority Data**

Nov. 13, 1997 (CN) 86309724
(51) **LOC (8) Cl.** **14-03**
(52) **U.S. Cl.** **D14/130**
(58) **Field of Search** D14/329, 330,
D14/447, 148, 147, 149–151, 136, 140–142,
240, 241, 129, 130, 144, 317; 379/420.01,
420.02, 420.03, 419, 420.04, 428.02, 428.01,
428.04, 428.03, 454, 440, 90.01, 93.17,
93.19, 433–436, 900, 441; 348/14.01–14.16

FIG. 1 is a top front perspective view of a stand alone videophone showing our new design;
FIG. 2 is a top plan view thereof;
FIG. 3 is a front elevational view thereof;
FIG. 4 is a rear elevational thereof;
FIG. 5 is a bottom plan view thereof;
FIG. 6 is a right side elevational view thereof;
FIG. 7 is a left side elevational view thereof; and,
FIG. 8 is a top front perspective view thereof corresponding to FIG. 1 but with parts in different positions.

(56) **References Cited**

U.S. PATENT DOCUMENTS

4,220,828 A * 9/1980 Ruzic 379/369
D315,557 S * 3/1991 Grewe et al. D14/130
D321,870 S * 11/1991 Beecher, II et al. D14/130
D342,247 S * 12/1993 Desbarats D14/130
D345,557 S * 3/1994 Akatsu et al. D14/151

1 Claim, 4 Drawing Sheets

Matter enclosed in heavy brackets [] appears in the original patent, but forms no part of this reissue; matter printed in italics indicated the additions made by reissue.





Fig. 1




Fig. 8

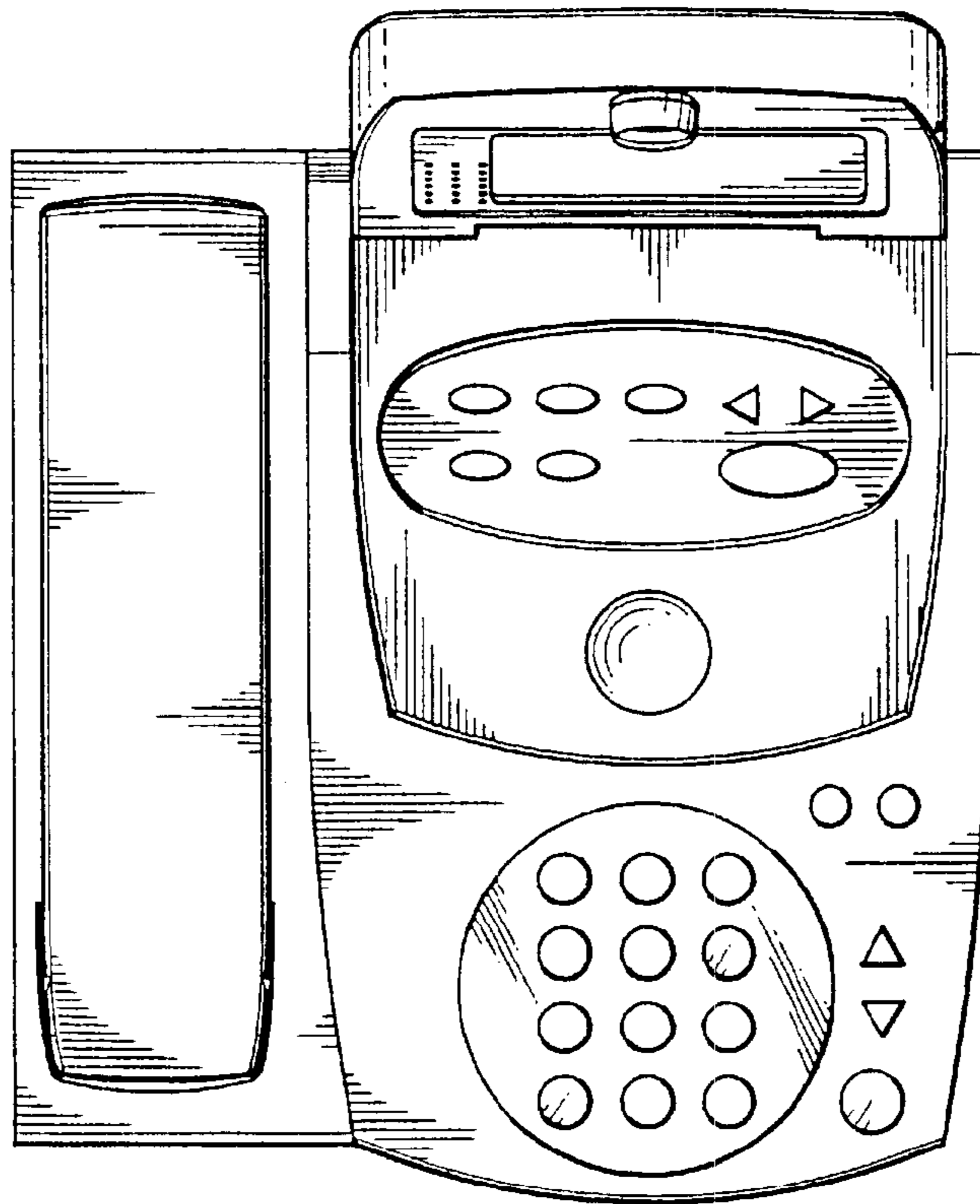


Fig. 2




Fig. 3

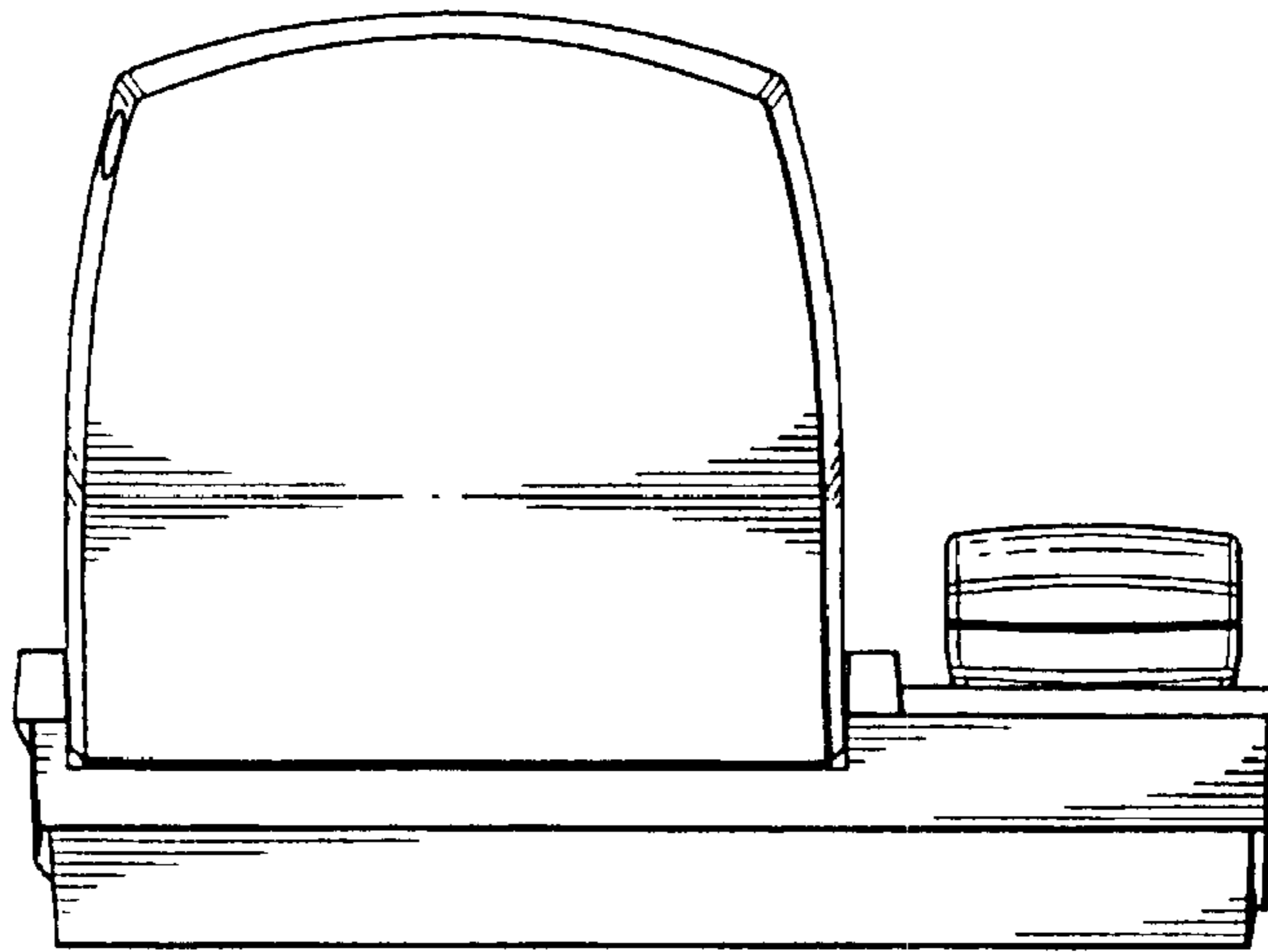


Fig. 4

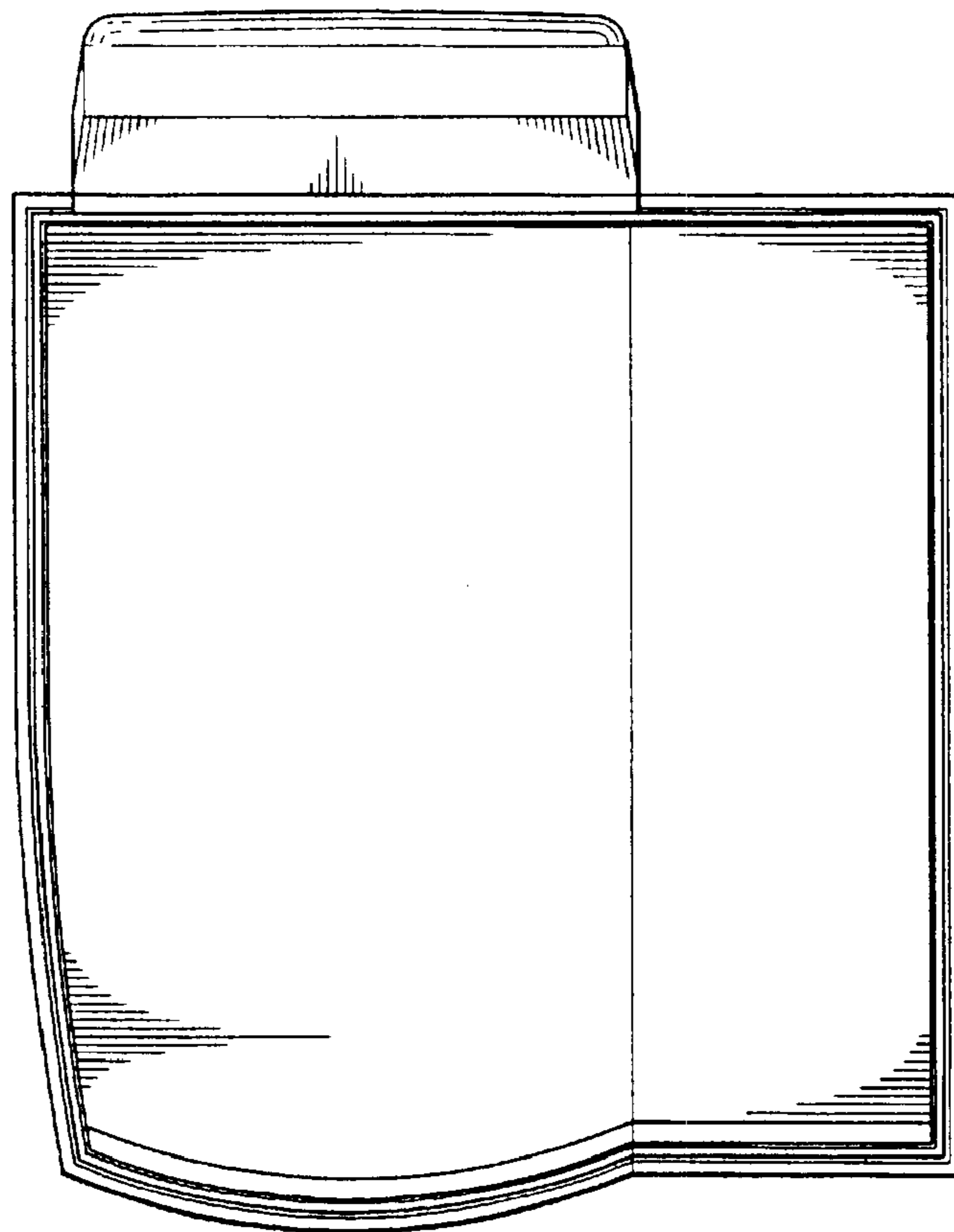


Fig. 5

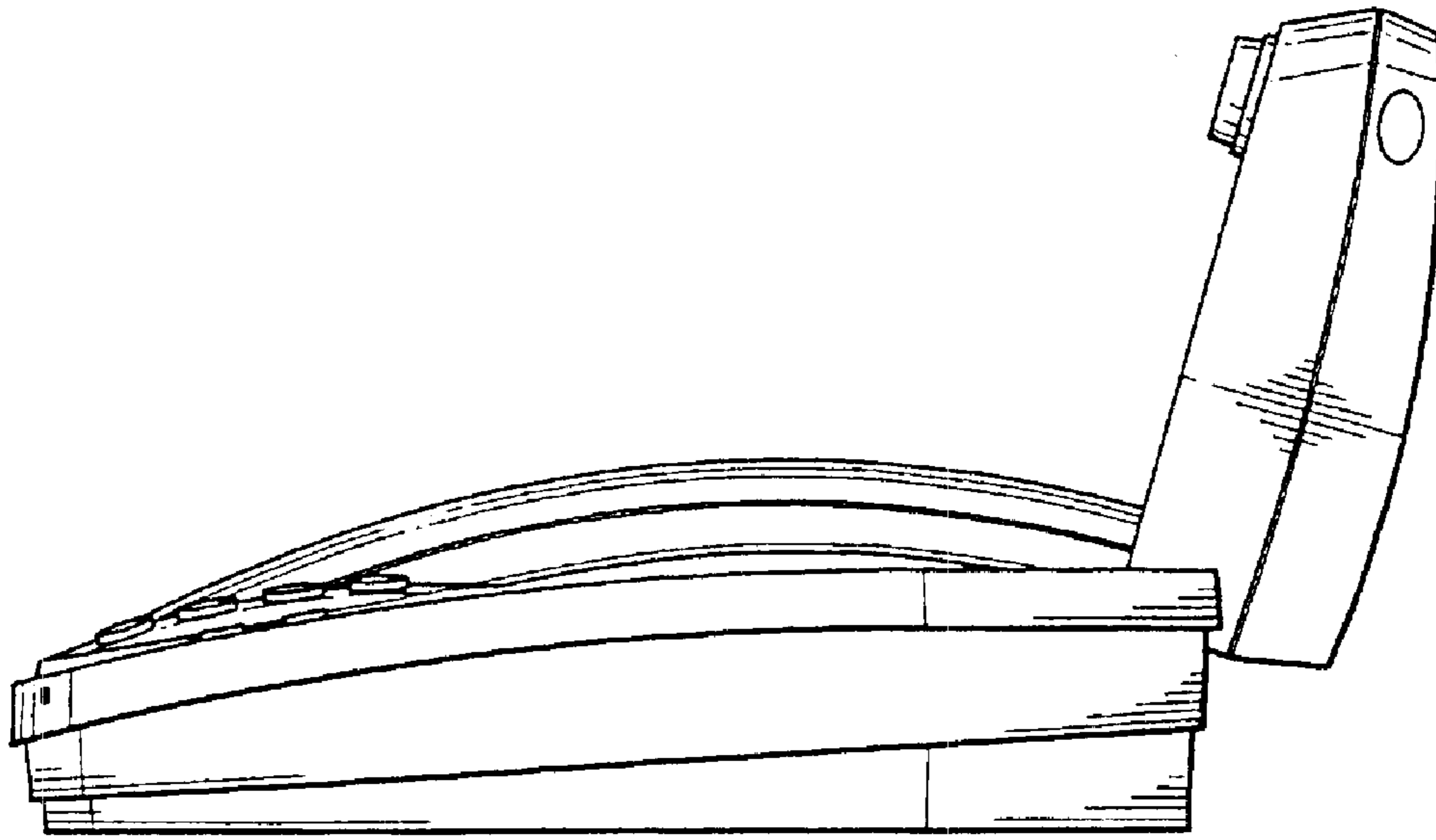


Fig. 6

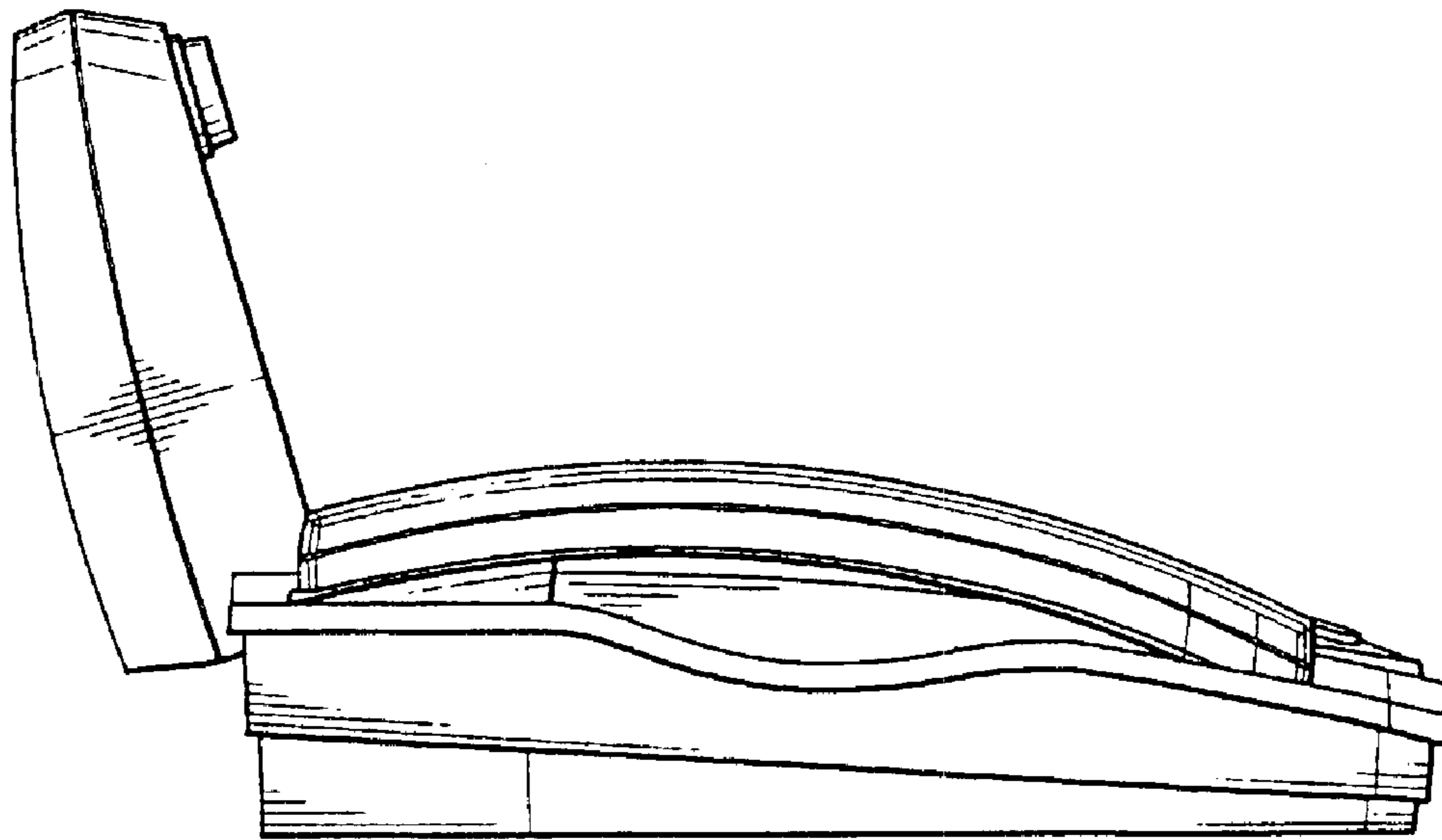


Fig. 7