



US00RE38533E

(19) **United States**
(12) **Reissued Patent**
Kirchgeorg et al.

(10) **Patent Number: US RE38,533 E**
(45) **Date of Reissued Patent: Jun. 15, 2004**

(54) **PORTABLE EMERGENCY OXYGEN AND
AUTOMATIC EXTERNAL DEFIBRILLATOR
(AED) THERAPY SYSTEM**

(75) Inventors: **John Kirchgeorg**, Milwaukee, WI
(US); **Richard C. Turner**, Arlington,
VA (US)

(73) Assignee: **Life Corporation**, Milwaukee, WI (US)

(21) Appl. No.: **10/457,958**

(22) Filed: **Jun. 10, 2003**

5,653,685 A	*	8/1997	Klatz et al.	604/26
5,662,690 A	*	9/1997	Cole et al.	607/5
5,700,281 A	*	12/1997	Brewer et al.	607/5
5,716,380 A	*	2/1998	Yerkovich et al.	607/5
5,749,902 A	*	5/1998	Olson et al.	607/5
5,749,913 A	*	5/1998	Cole	607/59
5,782,878 A	*	7/1998	Morgan et al.	607/5
5,785,043 A	*	7/1998	Cyrus et al.	600/525
5,792,190 A	*	8/1998	Olson et al.	607/5
5,797,969 A	*	8/1998	Olson et al.	607/5
5,895,354 A	*	4/1999	Simmons	600/301
5,918,331 A	*	7/1999	Hall et al.	5/626
5,975,081 A	*	11/1999	Hood et al.	128/845
6,046,046 A	*	4/2000	Hassanein	435/284.1
6,142,962 A	*	11/2000	Mollenauer et al.	601/41
6,186,977 B1	*	2/2001	Andrews et al.	604/67

Related U.S. Patent Documents

Reissue of:

(64) Patent No.: **6,327,497**
Issued: **Dec. 4, 2001**
Appl. No.: **09/151,300**
Filed: **Sep. 11, 1998**

(51) **Int. Cl.**⁷ **A61B 19/00**; **A61N 1/00**;
A61J 1/00

(52) **U.S. Cl.** **607/3**; **128/897**; **206/572**

(58) **Field of Search** **600/301, 300,**
600/368, 323, 509, 529; 607/5, 2, 3, 81;
128/897; 206/571, 572, 363

(56) **References Cited**

U.S. PATENT DOCUMENTS

3,613,677 A	*	10/1971	Blasko	128/204.21
4,109,828 A	*	8/1978	Stewart	222/3
4,197,842 A	*	4/1980	Anderson	128/203.12
4,198,963 A	*	4/1980	Barkalow et al.	601/106
4,241,833 A	*	12/1980	Luebcke	206/570
4,257,415 A	*	3/1981	Rubin	128/200.21
4,889,116 A	*	12/1989	Taube	128/204.23
5,207,303 A	*	5/1993	Oswalt et al.	190/108
5,243,975 A	*	9/1993	Alferness et al.	607/7
5,308,320 A	*	5/1994	Safar et al.	604/6.14
5,494,051 A	*	2/1996	Schneider, Sr.	5/625
5,529,063 A	*	6/1996	Hill	600/573
5,549,659 A	*	8/1996	Johansen et al.	607/60
5,605,150 A	*	2/1997	Radons et al.	600/300
5,626,131 A	*	5/1997	Chua et al.	128/204.23
5,626,151 A	*	5/1997	Linden	128/897

OTHER PUBLICATIONS

“First Save: The simple, safe and affordable life saving solution,” Survival Link Corporation, 1997.*

“It’s a fire extinguisher your people can use to put out a cardiac arrest,” Physio-Control Corporation, 1998.*

“When survival is measured in minutes,” Heartstream, Inc. 1996.*

“CPR Prompt—AED/CPR Total Trainer,” CPR Prompt, Inc., Jan. 1998.*

“paraPac is for CPR,” pneuPAC, Inc., 1998.*

* cited by examiner

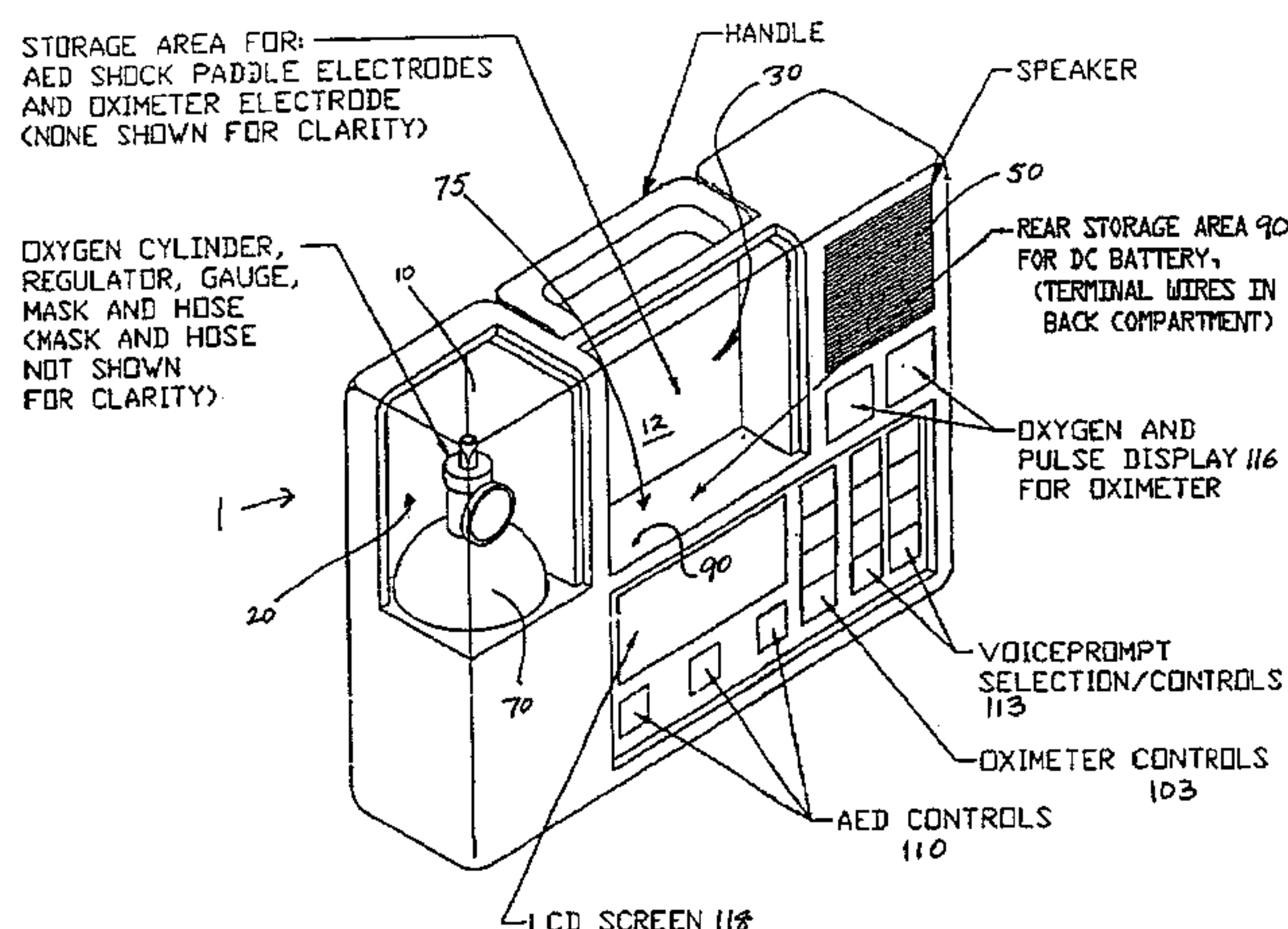
Primary Examiner—Kennedy Schaeztle

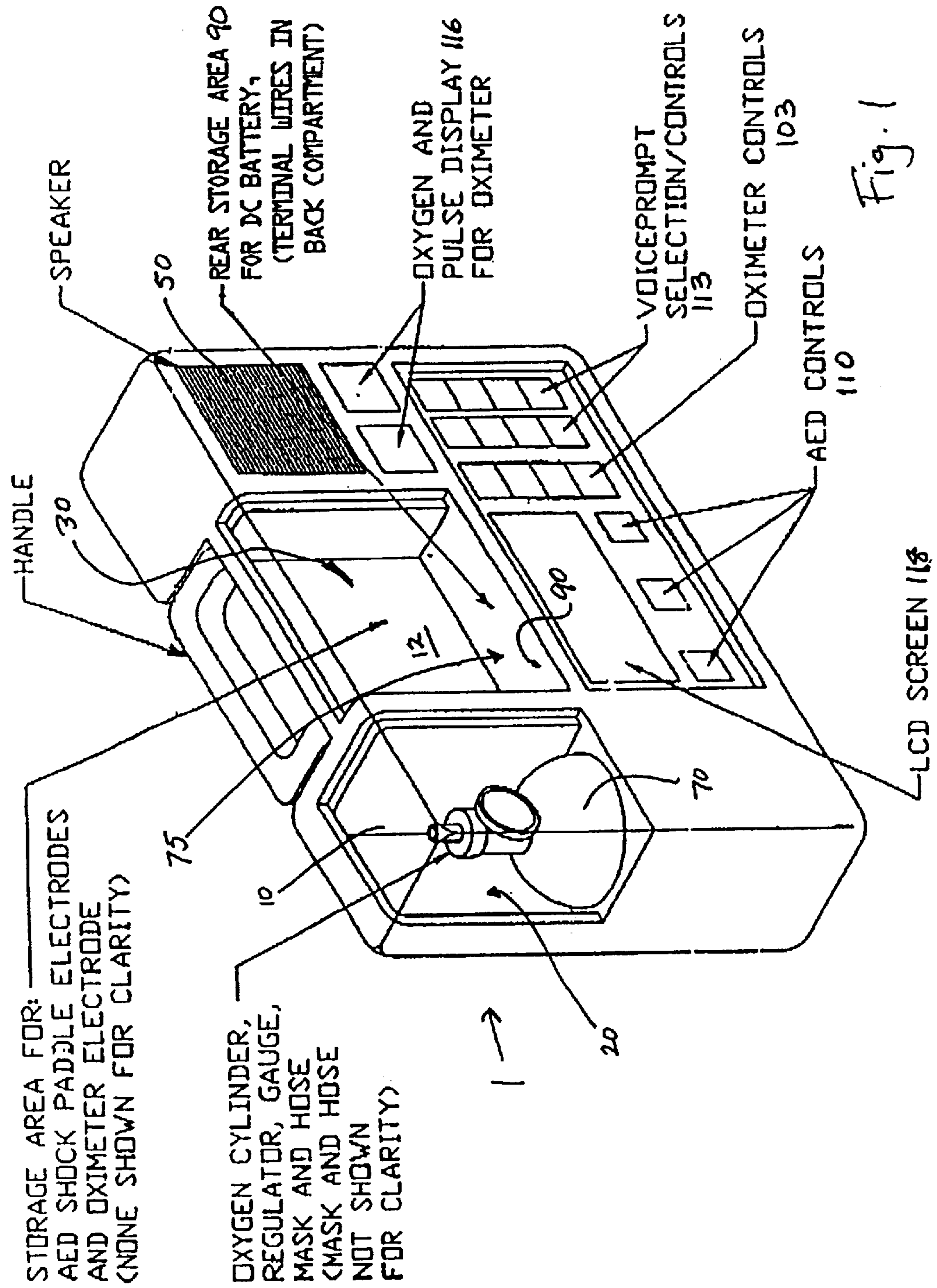
(74) *Attorney, Agent, or Firm*—Banner & Witcoff, Ltd.

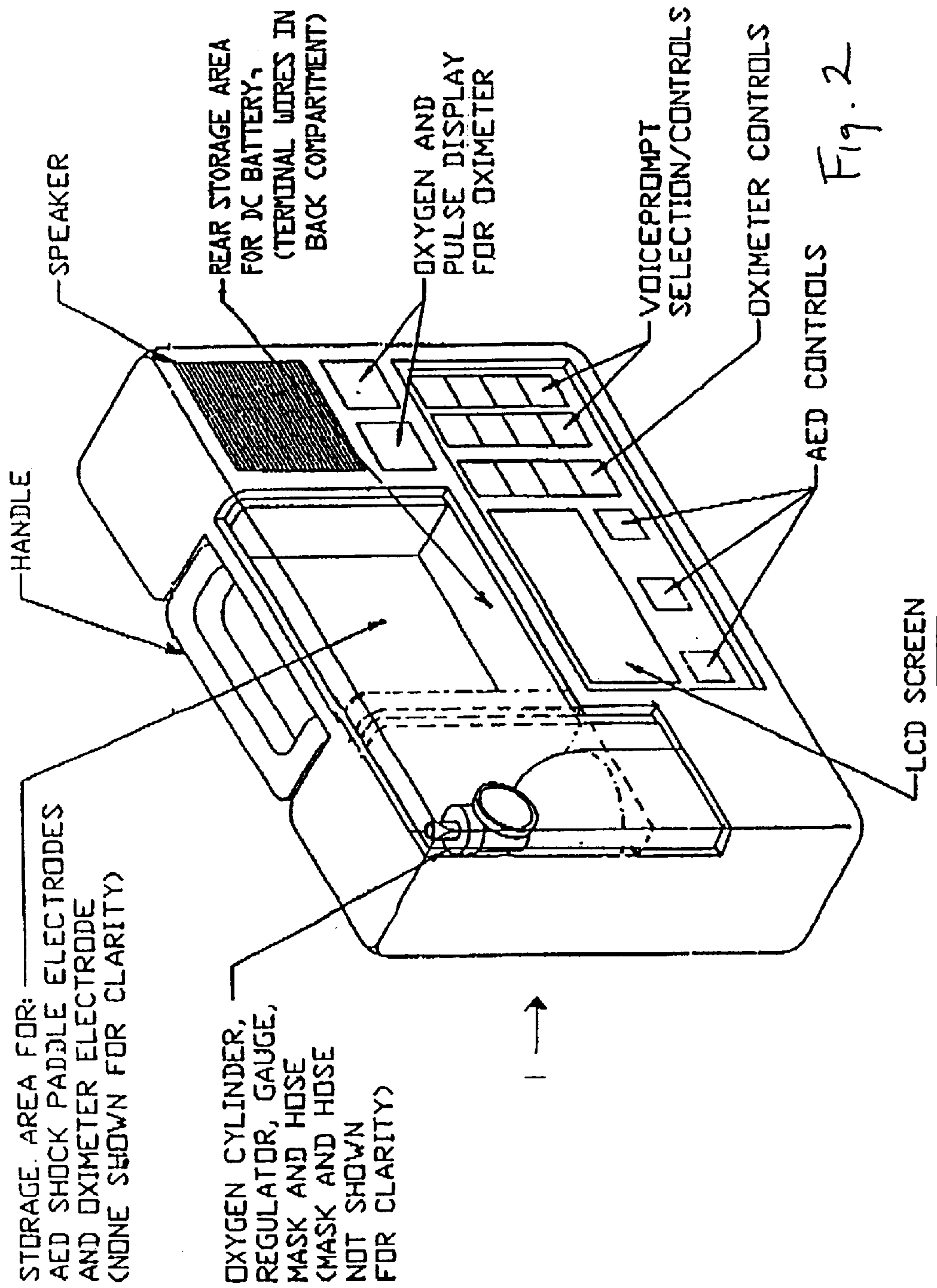
(57) **ABSTRACT**

This invention provides a medical diagnosis and therapy system particularly adapted for the combined uses of emergency cardiac defibrillation and pulmonary oxygen administration, including automated patient cardiopulmonary assessment and voice prompted therapy and resuscitation: electrocardio diagnosis/monitoring/defibrillation and electropulmonary blood oximetry/oxygen administration. The system has a case having access opening(s) and clear cover(s) to view the apparatus and contents, to dispel all doubt as to know how to open the case and to make it easy for a user to quickly find and use the various components.

20 Claims, 4 Drawing Sheets







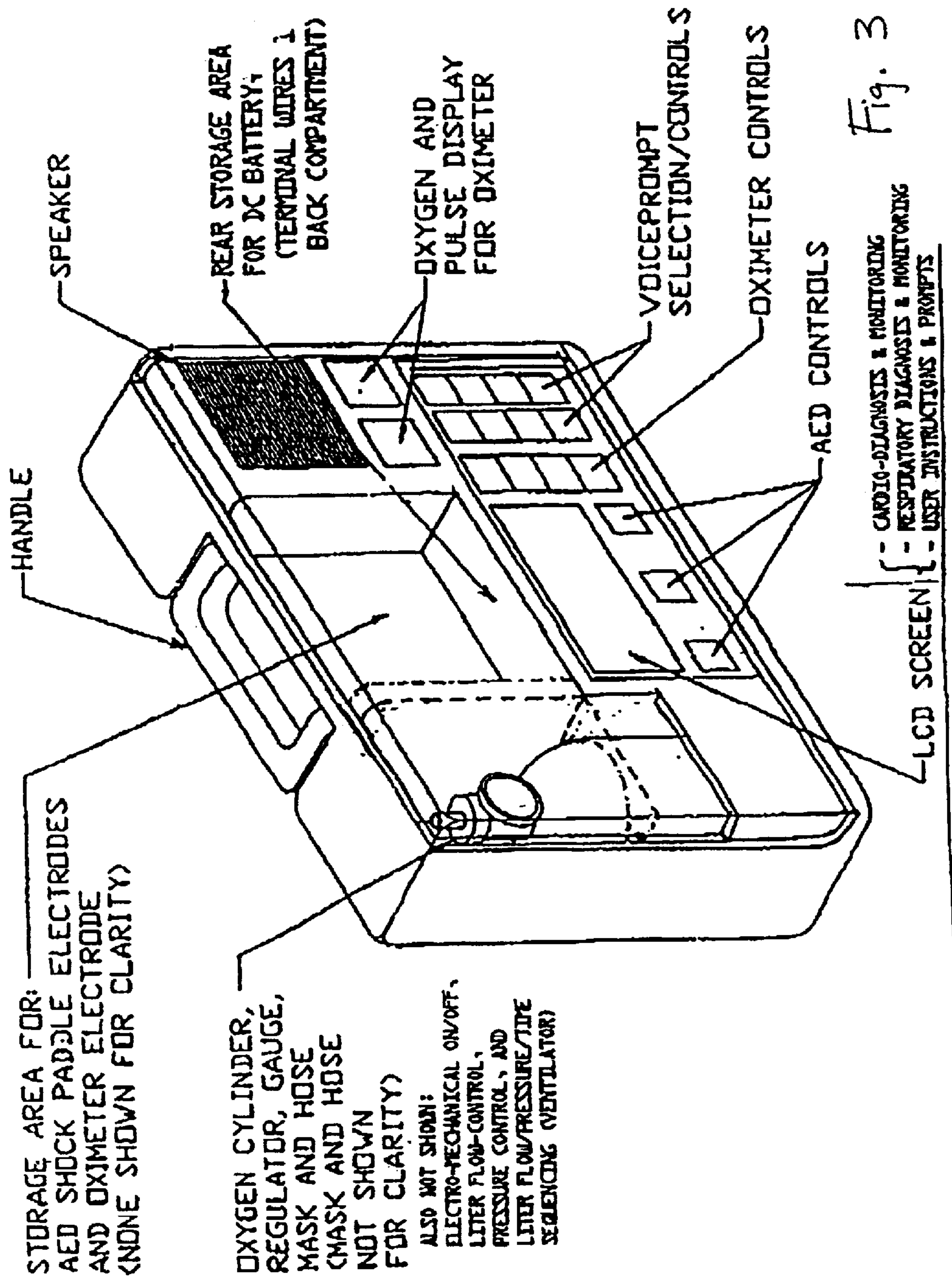


Fig. 3

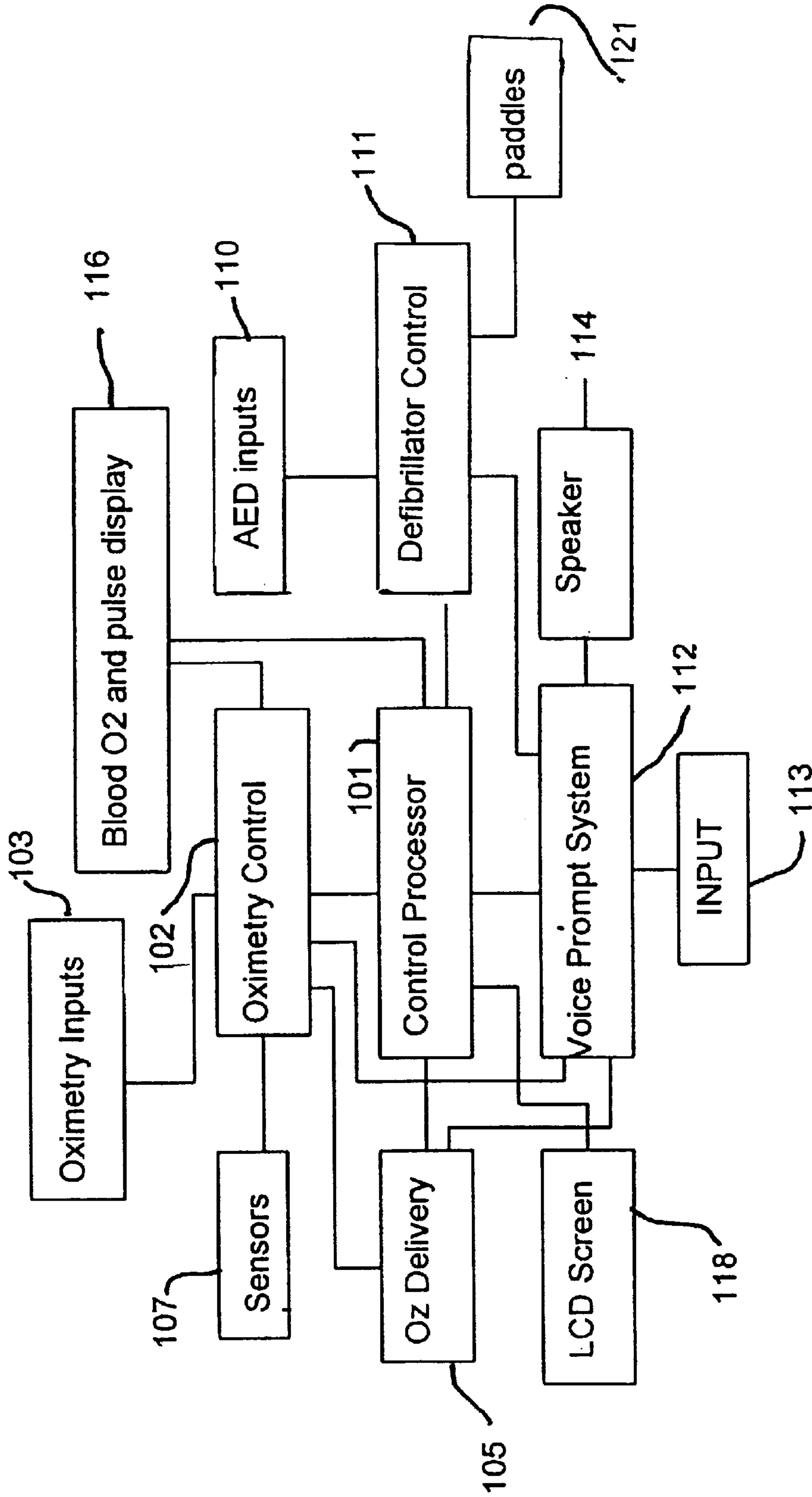


FIGURE 4

**PORTABLE EMERGENCY OXYGEN AND
AUTOMATIC EXTERNAL DEFIBRILLATOR
(AED) THERAPY SYSTEM**

Matter enclosed in heavy brackets [] appears in the original patent but forms no part of this reissue specification; matter printed in italics indicates the additions made by reissue.

Notice: More than one reissue application has been filed for the reissue of U.S. Pat. No. 6,327,497; the reissue applications are applications Ser. Nos. 10/457,958 (the present application filed on Jun. 10, 2003), and 10/727,325, 10/727,327, and 10/727,328 (which were all filed on Dec. 3, 2003 and are continuation reissue applications of reissue application Ser. No. 10/457,958).

BACKGROUND OF THE INVENTION

1. Field of the Invention

The present invention relates to an emergency medical diagnosis and therapy system integrating several emergency medical equipment components into a single multifunctional unit within a convenient unitary casing, so that medical personnel can easily handle, access and implement a variety of important emergency tools and therapies.

2. Description of the Related Art

Conventional emergency medical equipment has been improved over the years to advance the ability of emergency medical personnel to administer vital care to patients. Such advancements include voice prompting, automated and individualized patient assessments and self-maintenance of the equipment.

For example, a variety of small, portable on-site devices are available for administering electric pulse therapy in emergency situations of myocardial infarction and to defibrillate and restart regular heart pump rhythms necessary for sustaining the life of the patient. Most of these Automatic External Defibrillator (AED) devices include electro-cardio diagnosis and monitoring of the patient, and many include voice prompting for the user. There are also known O₂ and CO₂ oximetry and capnography devices for measuring arterial oxygenation, perfusion, O₂Hb dissociation, tissue O₂ affinity, O₂ content, PO₂, pulse oximetry saturation (SPO₂), or calculated oxygen saturation (%SO₂), because oxygen supplementation is critical in many emergency cardiopulmonary trauma situations. For this latter purpose, there exist a wide variety of oxygen resuscitators, inhalators, or ventilators.

Often, first responder medical personnel have arrived on site to attend the victim with an AED defibrillator, but have been unable to resuscitate and keep alive the victim without supplemental oxygen on hand. In many instances the victim was successfully defibrillated, but poor cell perfusion and toxic gases due to hypoxia prevented successful recovery. In many other instances, the first responder arrived when the vital signs of the victim were declining but could do little until after the victim had begun fibrillation or expired. In the first instances, supplemental oxygen administration may have insured successful survival of the defibrillated victim. In the second instances, supplemental oxygen administration may have even precluded the need for the defibrillator. In both instances, emergency oxygen may have saved the victim by restoring the proper oxygenation and cell perfusion necessary for survival.

Heretofore, each piece of emergency equipment has typically been contained in its own housing or carrying case and used independently, as a stand-alone unit. Handling each

piece of equipment separately, however, is inconvenient and cumbersome for medical personnel, who are often situated in awkward conditions and dangerous circumstances, such as at automobile accident sites. Moreover, the use of separate units ignores the interdependence of administration among the several emergency systems.

SUMMARY OF THE INVENTION

Accordingly, the present invention improves upon conventional arrangements by providing a medical care system comprising a plurality of interdependent emergency medical systems in one convenient unit.

An object of the invention is to provide a multifunctional emergency medical care system which places a plurality of interdependent emergency therapy devices in a single unit, and which is capable of guiding emergency medical personnel through emergency procedures which employ these devices simultaneously.

A further object of the invention is to provide an emergency medical therapy system having various devices which may be needed in a medical emergency, arranged in a housing unit in a manner allowing easy and convenient simultaneous access to each piece of equipment so that the user can utilize the equipment easily, quickly and efficiently.

Additional features and advantages of the invention will be set forth in the description which follows, and in part will be apparent from the description, or may be learned by practice of the invention. The objectives and other advantages of the invention will be realized and attained by the structure particularly pointed out in the written description and claims hereof as well as the appended drawings.

BRIEF DESCRIPTION OF THE DRAWINGS

The accompanying drawings, which are included to provide a further understanding of the invention and are incorporated in and constitute a part of this specification, illustrate embodiments of the invention and together with the description serve to explain the principles of the invention.

In the drawings:

FIG. 1 is a perspective view illustrating a first embodiment of the system;

FIGS. 2 and 3 are perspective views illustrating variations of the embodiment of the system, and

FIG. 4 is a system diagram of a fully integrated emergency medical system.

**DETAILED DESCRIPTION OF THE
PREFERRED EMBODIMENTS**

Reference will now be made in detail to the preferred embodiments of the present invention, examples of which are illustrated in the accompanying drawings.

Referring to FIG. 1, the first embodiment illustrates a housing 1 having two access openings for accessing two compartments 20, 30. Two clear or opaque covers 10, 12 cover the openings, respectively.

Handle 40 provides a means for carrying the unit to a victim or patient. This allows the user to have a free hand for other equipment, handling a patient or other important tasks. Moreover, with multiple pieces of equipment housed in the same unit, the user needs to only look at the face of the unit to view the various displays for the different systems.

Thus, consolidating multiple medical devices into one unit provides easier handling and convenience for the user.

A convenient variation is illustrated in FIG. 2. Instead of having two covers, this embodiment has one cover 14 for

covering the openings of compartments **20**, **30**. In this embodiment, only a single cover **14** is removed to access the various compartments of the housing **1**.

This provides an advantage over the first embodiment since the user only needs to remove a single cover to access all the equipment. During an emergency, when time is of the essence, this provides an important advantage for the user of saving time. The rest of this variation is similar to the first embodiment and thus, the features are represented by the same reference numerals and a detailed description is omitted.

FIG. 3 illustrates another variant of the invention. A single cover **16** covers the entire front face of the housing **1**. Thus, all the equipment pieces, including the displays and controls are covered with a preferably clear cover **16**.

This variation provides an advantage over the first and second described in units in that the displays **80**, speaker **50**, and other various controls **60** are protected by the cover **16**. Thus, during use the operator only needs to remove a single cover piece to access all components in the housing. After use, the single cover protects all the controls and displays, as well as the other equipment housed in the compartments from damage during storage or transport.

As noted above, each compartment **20**, **30** holds one or more emergency medical devices. Several component variations are possible. For instance, the housing may combine a small-sized emergency oxygen unit (gas dispensing device) with an oximeter, a pulse display and electrode lead. As another alternative, either or both of the emergency oxygen unit and oximetry system may be combined with an Automatic External Defibrillator (AED), corresponding controls and paddle electrodes. In either case, the system may include a voice prompt system, selection controls and a speaker. Many other combinations are possible, as will be evident to those of skill in the art.

FIG. 1 shows housing **1** having a gas dispensing device **70** and an electrocardio defibrillation device **75**, the former comprising an oxygen cylinder with a mechanical or electromechanically controlled regulator, gauge, mask and hose in one compartment **20**.

The oxygen dispensing device may be functional in two modes: manual mode, in which an on/off switch or lever simply controls on/off supply of oxygen, generally delivered at a fixed or variable low flow rate, or automatic mode, where the flow rate is variable and may be controlled either according to program control or via feedback from the oximetry unit. Included within the variable flow rate mode may be a ventilation mode for non-breathing victims, wherein liter flow and pressure are subjected to time sequencing according to a cycle corresponding closely to requirements the victim needs to return to a normal breathing pattern. Compartment **30** stores defibrillator shock paddle electrodes **121** and oximeter electrode **107**. Several other component variations are also possible.

The defibrillation device and associated controls are contained entirely within the housing **1**, and may be of a form known in the art, as represented by U.S. Pat. Nos. 5,797,969, 5,792,190, 5,749,902, 5,700,281, 5,716,380, 5,605,150, 5,549,659, 5,529,063, 5,243,975, 5,785,043, 5,782,878, 5,749,913 and 5,662,690, each of which is incorporated by reference herein. Several of these known defibrillators include voice prompting; the invention deviates from the known voice prompting scheme in that it also includes timely prompts for oximetry measurement and the administration of oxygen. The protocols for the coordination of oximetry, oxygen administration and defibrillation are

known generally in the medical arts, and therefore will not be explained in detail here.

Housing **1** holds power source **90** (battery), and the known controls **110**, **103** and displays **116**, **118** for the defibrillator and oximeter. A speaker **50** is also housed in the housing **1**, to be used in conjunction with voice prompting tools and controls **113**.

An example of the use of the invention will now be described, in order to better explain the functionality of the invention.

At an accident scene, for example, it is determined that a victim is currently in cardiac arrest. Upon enabling the unit of the invention, controls **113** may be activated to enable the voice prompt system, which will guide the user through the steps necessary to operate the oxygen delivery, oximetry and defibrillation systems. Such voice prompt systems are known in the portable defibrillation arts, however, according to the invention the prior art system may be modified to include prompts for effecting oxygen administration and oximetry measurements.

For example, in this example of a non-breathing victim in cardiac arrest, the voice prompt system may guide the user through the following protocols:

- initiate and deploy defibrillation system and paddles
- administer electroshock treatment
- initiate oxygen delivery in ventilator mode
- deploy oximetry measuring electrode.

If the defibrillation is successful, as determined by a pulse reading, the voice prompt system may subsequently guide the user through switching of the ventilator mode to a regulated constant volume oxygen delivery mode which is more suitable for a breathing patient, and/or make other variations in oxygen delivery via program control or in response to oximetry readings. Naturally, many variations are possible as will be readily apparent to those of skill in the art.

In its most simple form, the integrated emergency medical systems of the invention may be substantially without interdependent control. For example, an emergency oxygen device can be combined with a defibrillation system, without any electromechanical connection therebetween. In such a case, if voice prompting is added, the system may prompt only for defibrillation, or both defibrillation and oxygen delivery, for example.

A more integrated and sophisticated system is illustrated in FIG. 4. In this system, a control processor controls operation of the various emergency medical units (oxygen delivery, defibrillation and oximetry), accepts feedback from each of these units, interfaces with and controls the voice prompt system, and drives the various displays **116**, **118**. When the operator selects AED or oximetry functions by operating inputs **103**, **110**, the processor controls defibrillator control **111** to generate an output waveform of a selected type in accordance with operator selection, and controls oximetry control section **102** in accordance with operator selection to perform various measurements and drives display **116** to display these measurements, e.g., pulse rate and blood O₂ related measurements, to the operator in real time. Similarly, processor **101** drives LCD screen **118** to display user instructions and prompts, respiratory monitoring and diagnosis, and cardio diagnosis and monitoring data.

Processor **101** also interfaces with voice prompt system **112** to cause the latter to deliver a selected sequence of voice prompts via speaker **114** according to predetermined protocols, operator input and the condition of the patient as measured by the system, including sensors **107**, in a manner generally similar to that known in the art.

5

As noted previously, the oxygen delivery system **105** can be controlled either manually or by automatic control. In a manual mode, for example, the system **105** may deliver oxygen at a fixed liter flow and pressure, or at a plurality of flow rates. In automatic mode, the system **105** may, in response to a control signal from processor **101** (or user input), deliver a time sequenced flow rate and pressure to operate as a ventilator. In response to user input, a control signal from processor **101** or feedback from oximetry control **102**, the system **105** can be switched from ventilator mode to fixed flow rate mode, the latter being more suitable for patients capable of breathing on their own. Other fixed or variable flow rates may be elected via control signals from processor **101** or feedback from oximetry control **102**.

With the present invention, a single therapy unit can combine emergency cardiac defibrillation and pulmonary oxygen administration in one convenient casing. An electrocardio diagnosis/monitoring/defibrillation device can be combined with electropulmonary blood oximetry/oxygen administration, including automated patient cardiopulmonary oxygen assessment and voice prompted therapy and resuscitation.

Although described herein as an interactive combination of oxygen delivery, oximetry and defibrillation systems, it will be apparent that the invention could be comprised of a combination of any two of these systems, with associated modification of the control mechanisms and voice prompts, as will be evident to those of skill in the art.

What is claimed is:

1. A hand-held multi-component emergency medical system, comprising;

a breathable oxygen delivery system;

a defibrillation system; and

a unitary casing for housing said oxygen delivery system and said defibrillation system.

2. A hand-held multi-component emergency medical system, comprising;

a breathable oxygen delivery system;

a oximetry system;

a defibrillation system; and

a unitary casing for housing said oxygen delivery system, said oximetry system and said defibrillation system.

3. A system as claimed in claims 1 or 2, further comprising a voice prompting system for directing a user through a protocol employing said defibrillation system.

4. A system as claimed in claims 1 or 2, further comprising a voice prompting system for directing a user through a protocol employing said defibrillation system and said oxygen delivery system.

5. A system as claimed in claim 2, further comprising a voice prompting system for directing a user through a protocol employing said defibrillation system, said oxygen delivery system and said oximetry system.

6. A system as claimed in claim 5, further comprising a control processor for controlling operations of at least said defibrillation system, said voice prompting system and said oximetry system.

7. A system as claimed in claim 6, wherein said control processor further controls said oxygen delivery system.

8. A system as claimed in claim 7, further comprising a feedback control from said oximetry system to said oxygen delivery system to regulate oxygen delivery.

6

9. A system as claimed in claim 8, further including a display system coupled to said oximetry system.

10. A system as claimed in claim 8, further including means for modal control of said oxygen delivery system, for switching or prompting a user to switch said oxygen delivery system between a variable flow rate/pressure cyclic ventilator mode and a fixed flow rate mode.

11. A multi-component emergency medical system of a size and weight which can easily be carried by a single hand comprising:

a breathable oxygen delivery system;

a defibrillation system; and

a unitary casing for housing said oxygen delivery system and said defibrillation system; the cumulative size and weight of the unitary casing, oxygen delivery system, and defibrillation system such that the unitary casing, when housing the oxygen delivery system and defibrillation system, can be easily carried by a single hand.

12. A multi-component emergency medical system of a size and weight which can easily be carried by a single hand comprising:

a breathable oxygen delivery system;

a oximetry system;

a defibrillation system; and

a unitary casing for housing said oxygen delivery system, said oximetry system, and said defibrillation system; the cumulative size and weight of the unitary casing, oxygen delivery system, oximetry system, and defibrillation system such that the unitary casing, when housing the oxygen delivery system, oximetry system and defibrillation system, can be easily carried by a single hand.

13. A system as claimed in claims 11 or 12, further comprising a voice prompting system for directing a user through a protocol employing said defibrillation system.

14. A system as claimed in claims 11 or 12, further comprising a voice prompting system for directing a user through a protocol employing said defibrillation system and said oxygen delivery system.

15. A system as claimed in claim 12, further comprising a voice prompting system for directing a user through a protocol employing said defibrillation system, said oxygen delivery system and said oximetry system.

16. A system as claimed in claim 15, further comprising a control processor for controlling operations of at least said defibrillation system, said voice prompting system and said oximetry system.

17. A system as claimed in claim 16, wherein said control processor further controls said oxygen delivery system.

18. A system as claimed in claim 17, further comprising a feedback control from said oximetry system to said oxygen delivery system to regulate oxygen delivery.

19. A system as claimed in claim 18, further including a display system coupled to said oximetry system.

20. A system as claimed in claim 18, further including means for modal control of said oxygen delivery system, for switching or prompting a user to switch said oxygen delivery system between a variable flow rate/pressure cyclic ventilator mode and a fixed flow rate mode.

* * * * *