



US00RE38497E

(19) **United States**
(12) **Reissued Patent**
Falk et al.

(10) **Patent Number:** **US RE38,497 E**
(45) **Date of Reissued Patent:** **Apr. 20, 2004**

(54) **VEST INCLUDING A RETRACTOR POCKET AND RETRACTOR THEREIN; AND METHOD OF MANUFACTURING VEST**

(75) Inventors: **Heather D. Falk, Bozeman, MT (US);**
Kenneth C. Walsh, Bozeman, MT (US)

(73) Assignee: **Simms Fishing Products Corporation,**
Bozeman, MT (US)

(21) Appl. No.: **09/824,482**

(22) Filed: **Oct. 27, 2000**

Related U.S. Patent Documents

Reissue of:

(64) Patent No.: **5,829,060**
Issued: **Nov. 3, 1998**
Appl. No.: **08/920,381**
Filed: **Aug. 29, 1997**

(51) **Int. Cl.⁷** **A41D 1/04**

(52) **U.S. Cl.** **2/102; 94/247**

(58) **Field of Search** 2/102, 108, 69,
2/79, 106, 105, 115, 94, 85, 93, 159, 160,
247, 249, 250, 253, 237, 341, 80, 227,
228, 238; 224/208, 232, 209, 249, 210,
230, 211, 255, 215, 680-684, 216, 914,
920, 615-623; 24/3.5, 3.13, 300, 301

(56) References Cited

U.S. PATENT DOCUMENTS

1,131,054 A	3/1915	Glassman
1,879,341 A	9/1932	Lapham
2,717,391 A	9/1955	Bracken
3,130,416 A	4/1964	Mitchell et al.
4,106,121 A	8/1978	Belson
4,334,326 A	6/1982	Mallow
4,791,681 A	12/1988	Dean
5,014,359 A	5/1991	Hanson
5,247,707 A	9/1993	Parker et al.
5,421,032 A	6/1995	Murphy
5,440,761 A	8/1995	Abrams et al.
5,526,535 A	6/1996	Dobrzanski
5,617,582 A	4/1997	Burwell

Primary Examiner—Gloria M. Hale

(74) *Attorney, Agent, or Firm*—Merchant & Gould P.C.

(57) ABSTRACT

A fishing vest including a retractor pocket which is inverted so that it opens downwardly when the vest is worn is provided by the invention. In a preferred embodiment, the fishing vest includes two retractor pockets. A first retractor pocket is provided between the upper left breast pocket and the neckline, and a second retractor pocket is provided between the upper right breast pocket and the neckline. Each retractor pocket includes a retractor provided within the interior thereof.

31 Claims, 5 Drawing Sheets

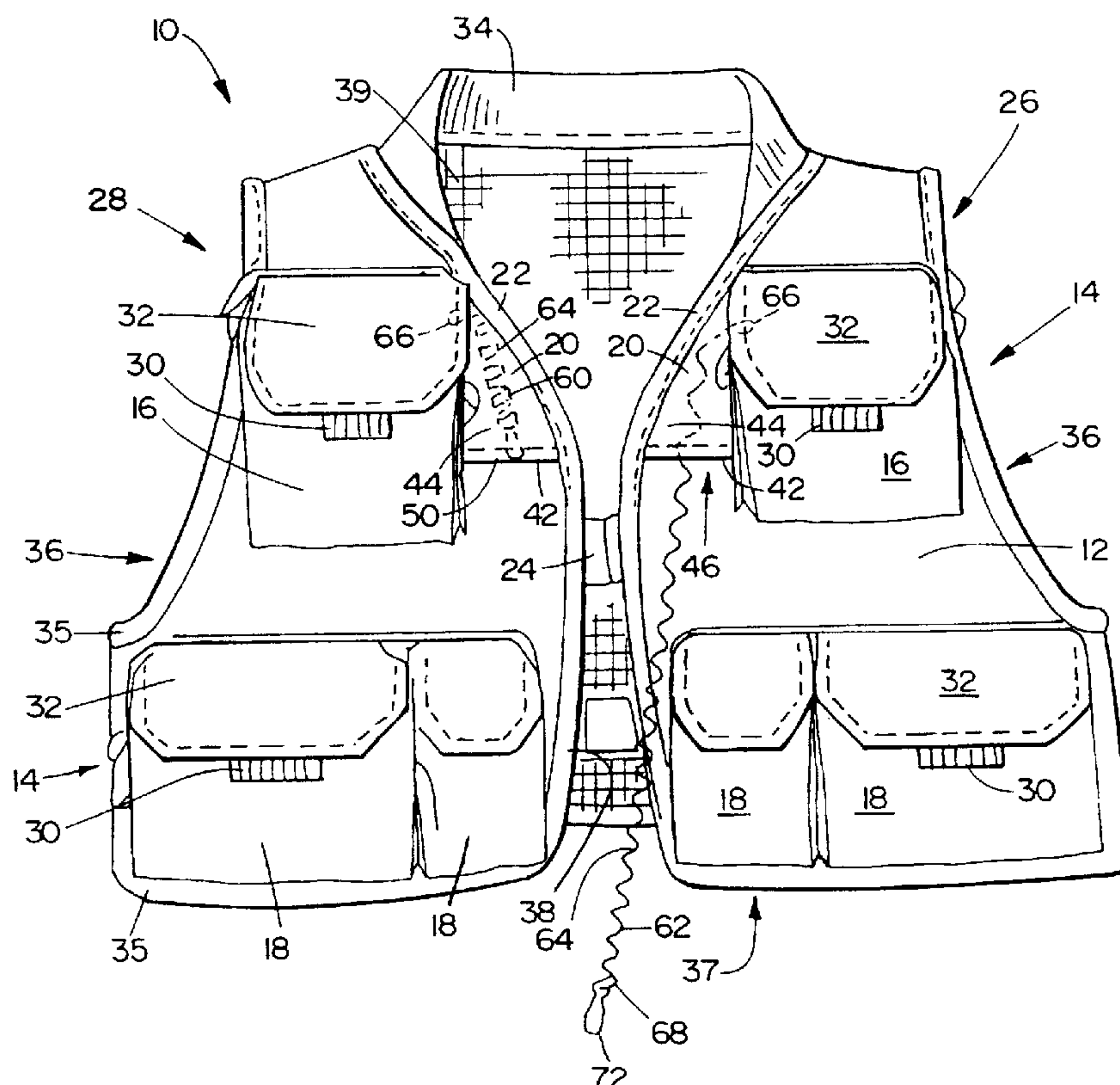
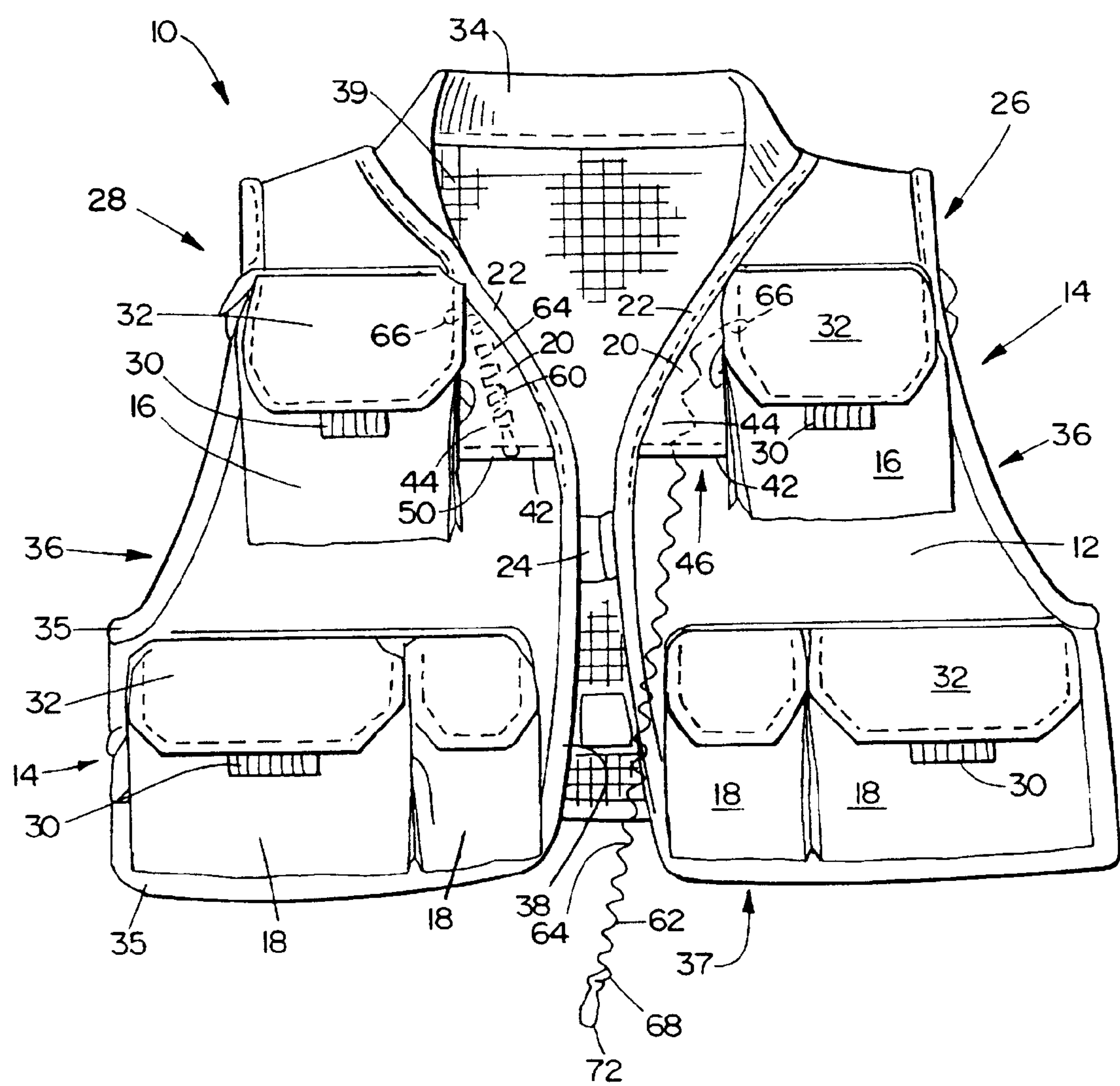


FIG. 1



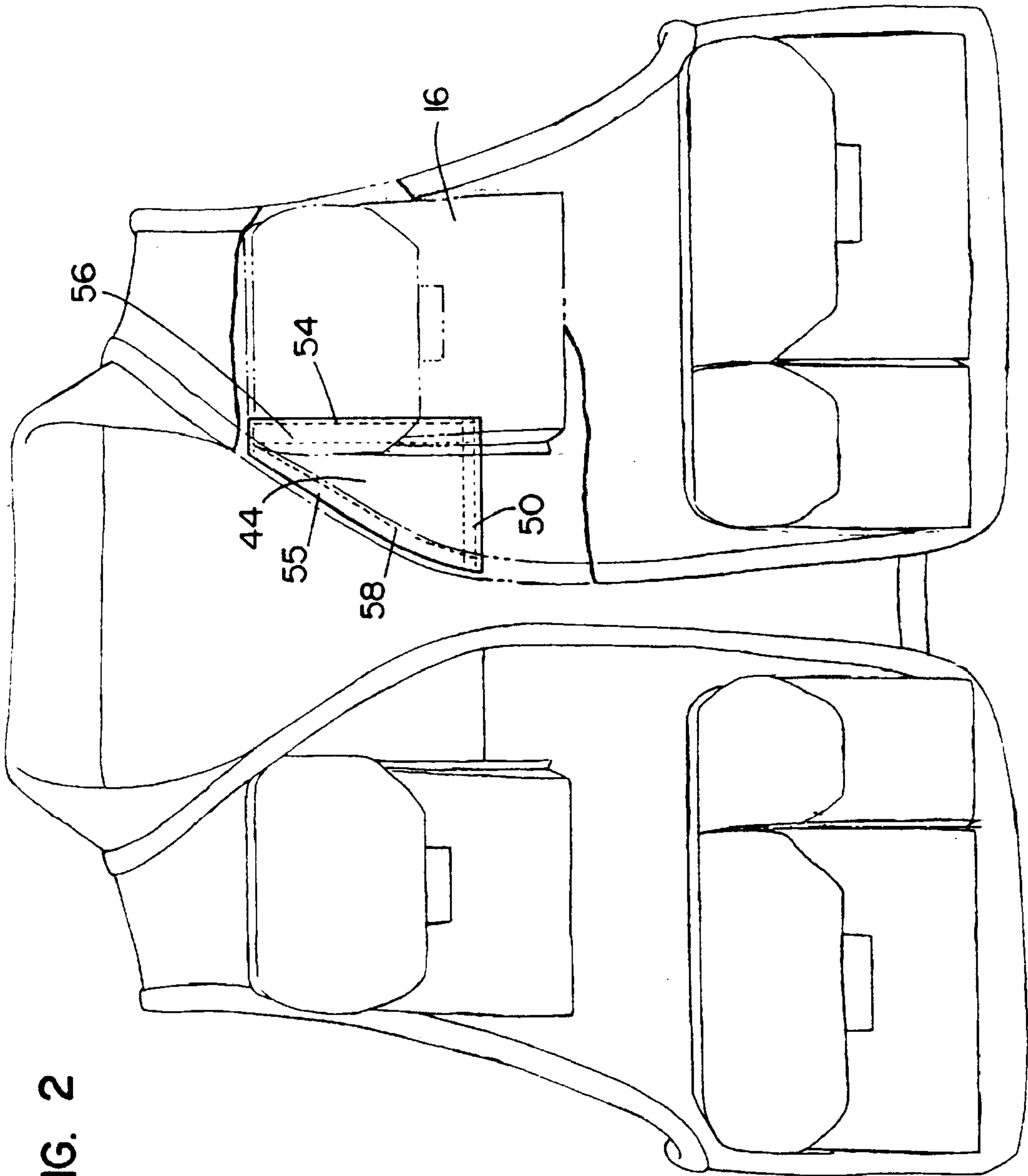


FIG. 2

FIG. 3

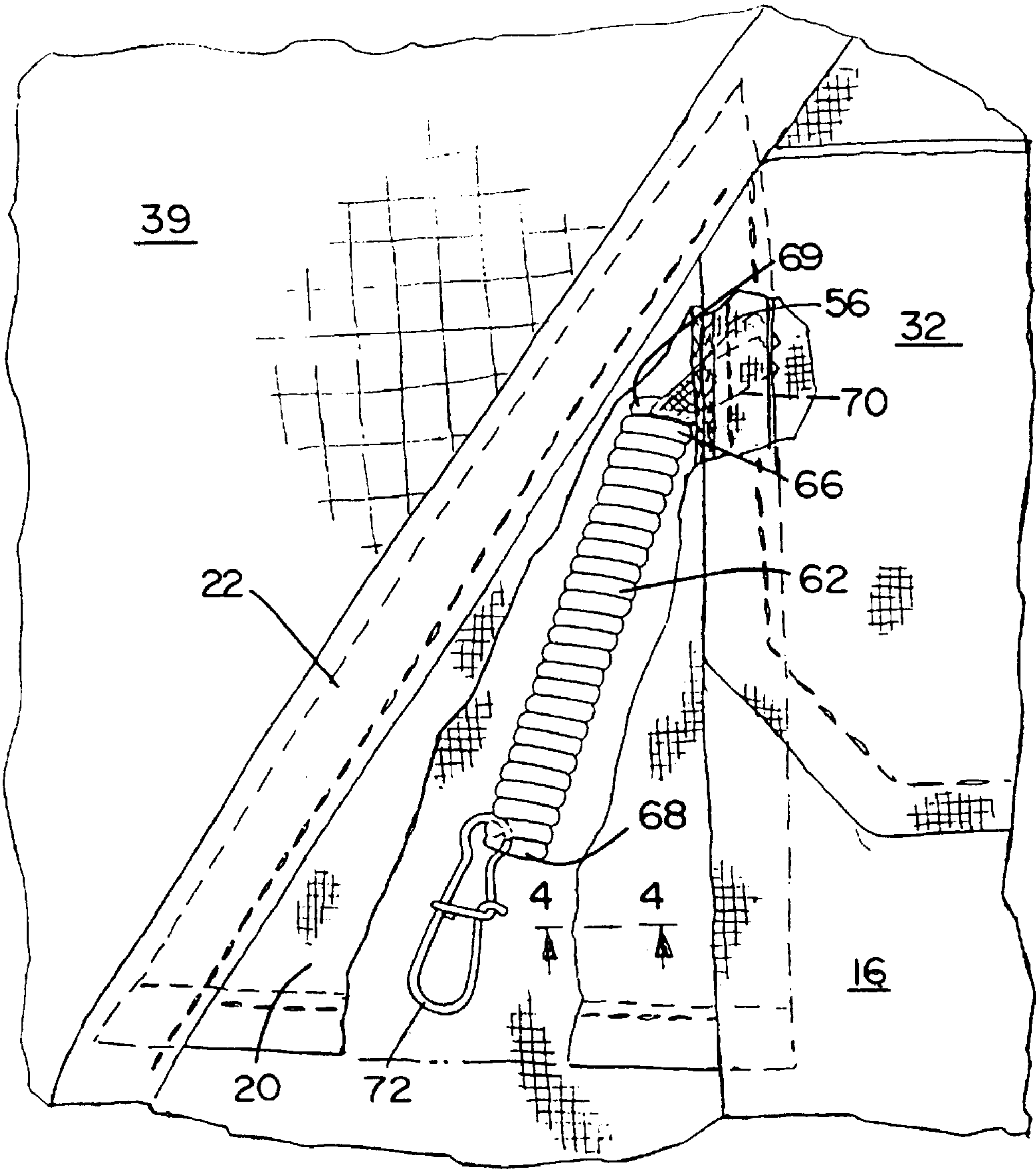


FIG. 5

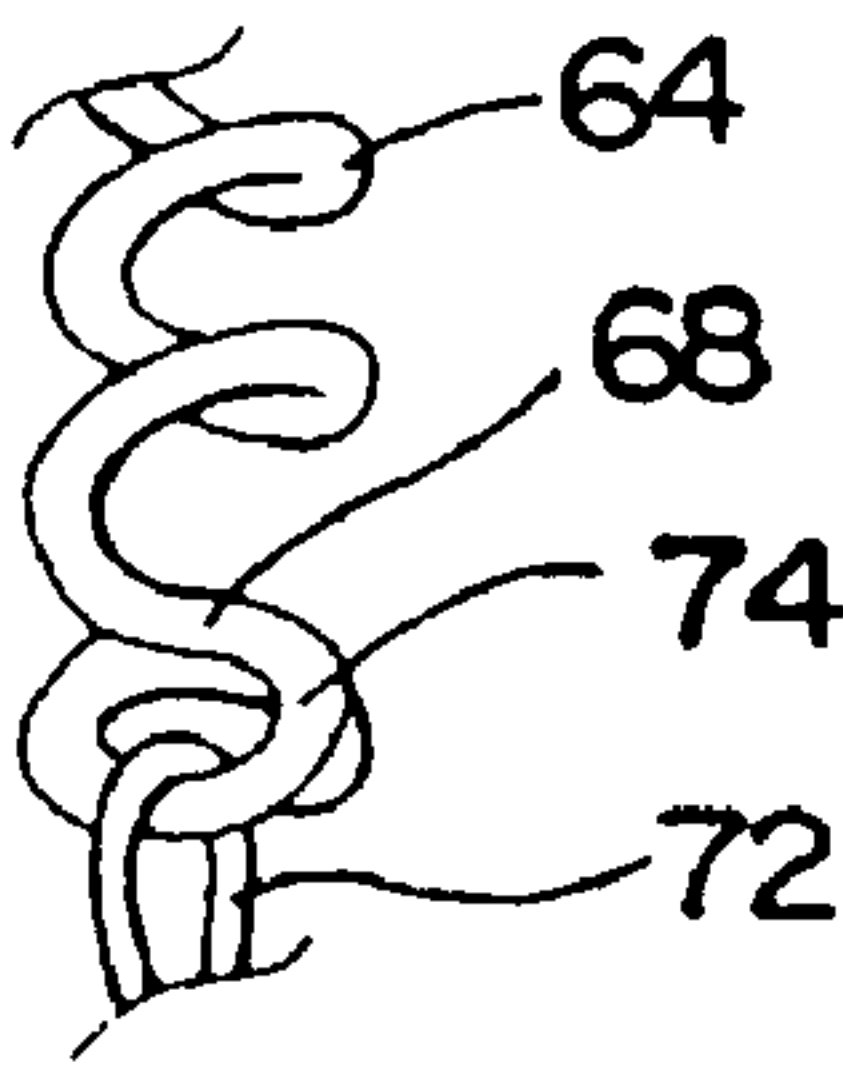
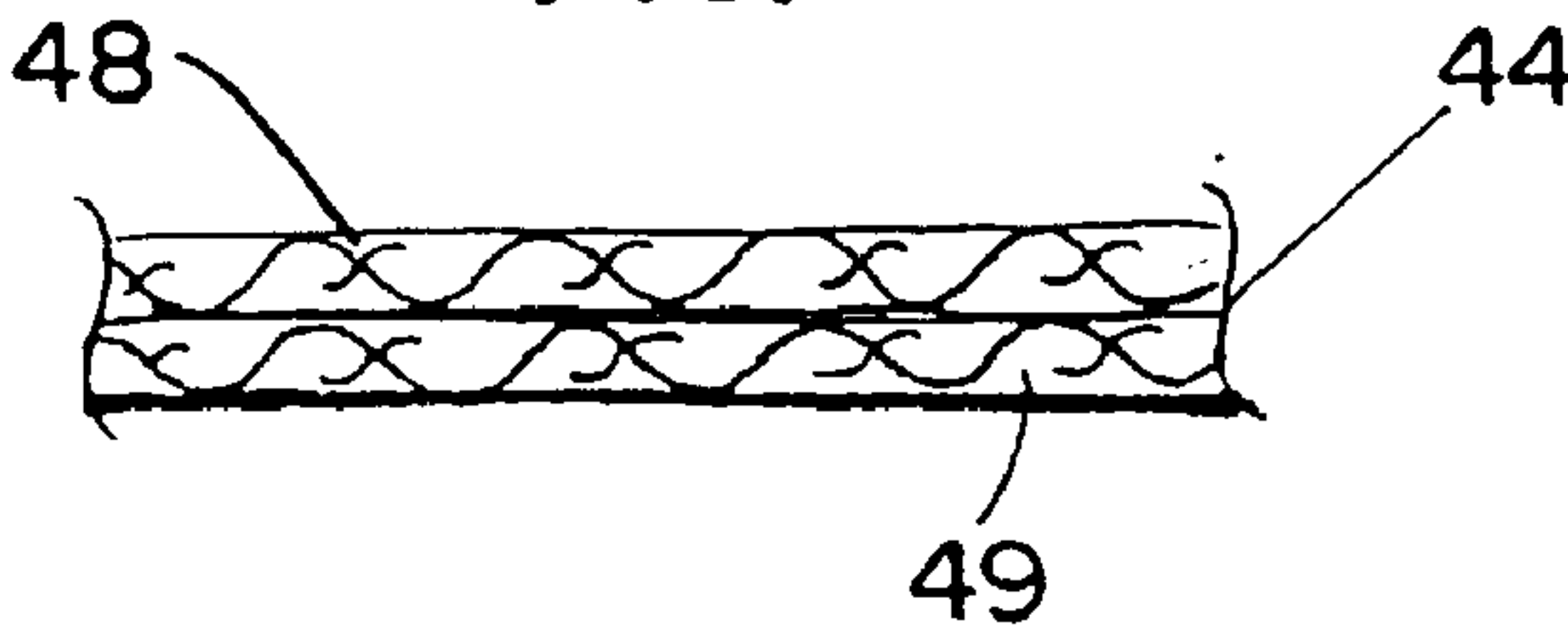
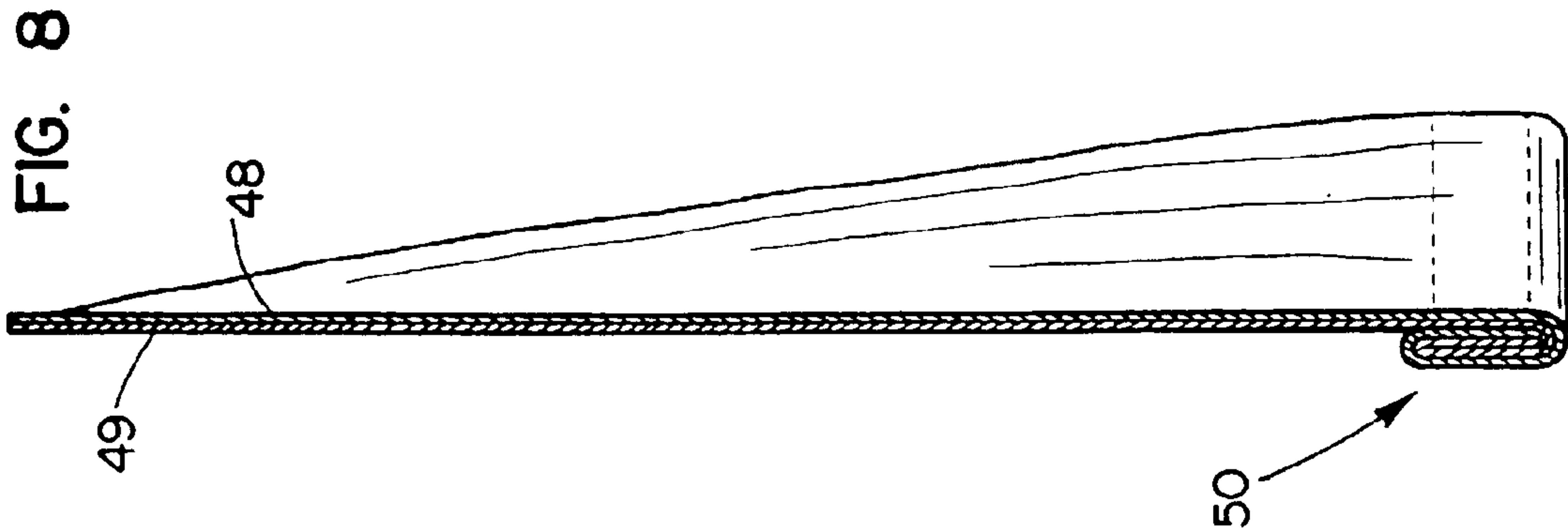
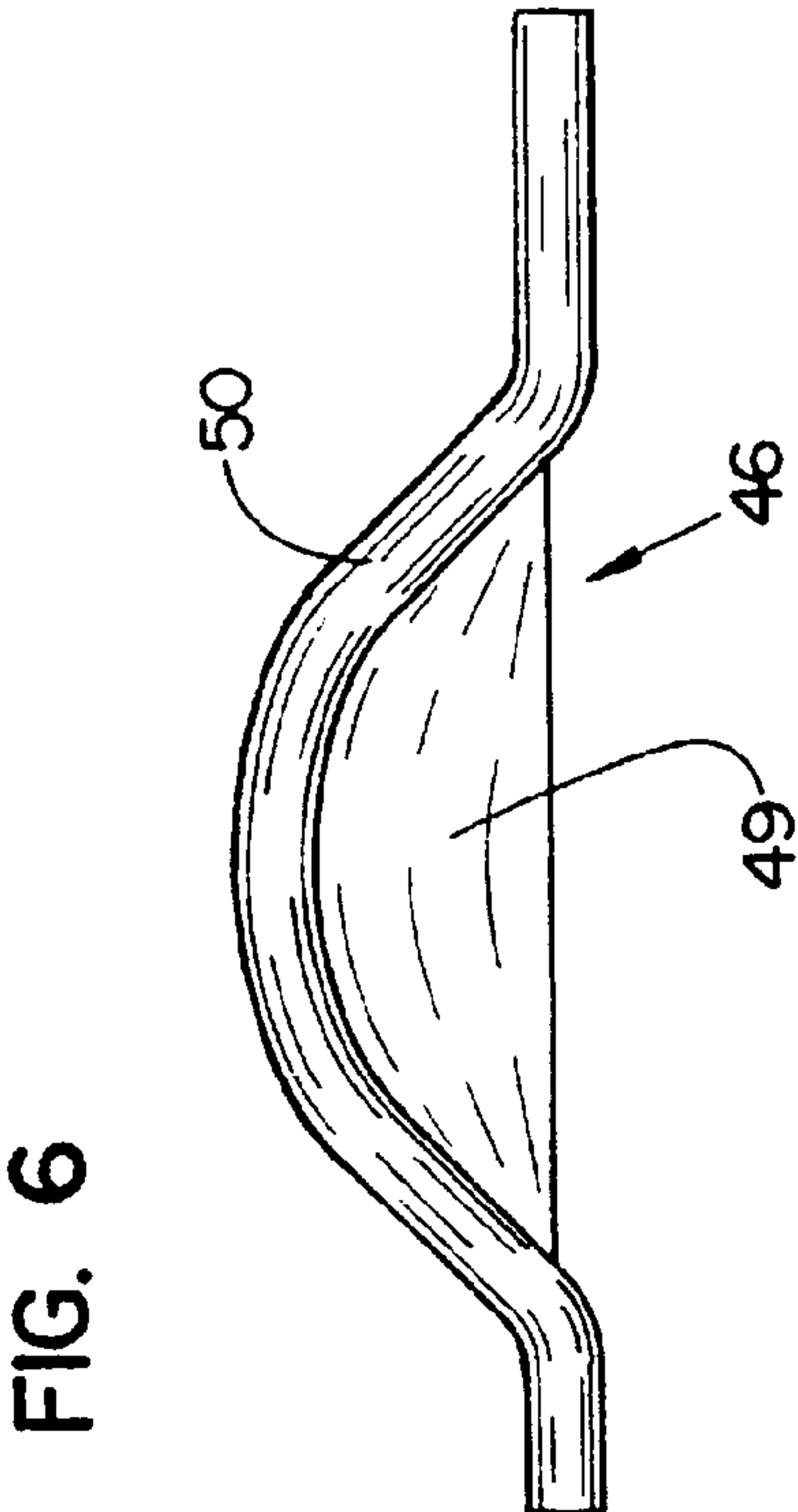
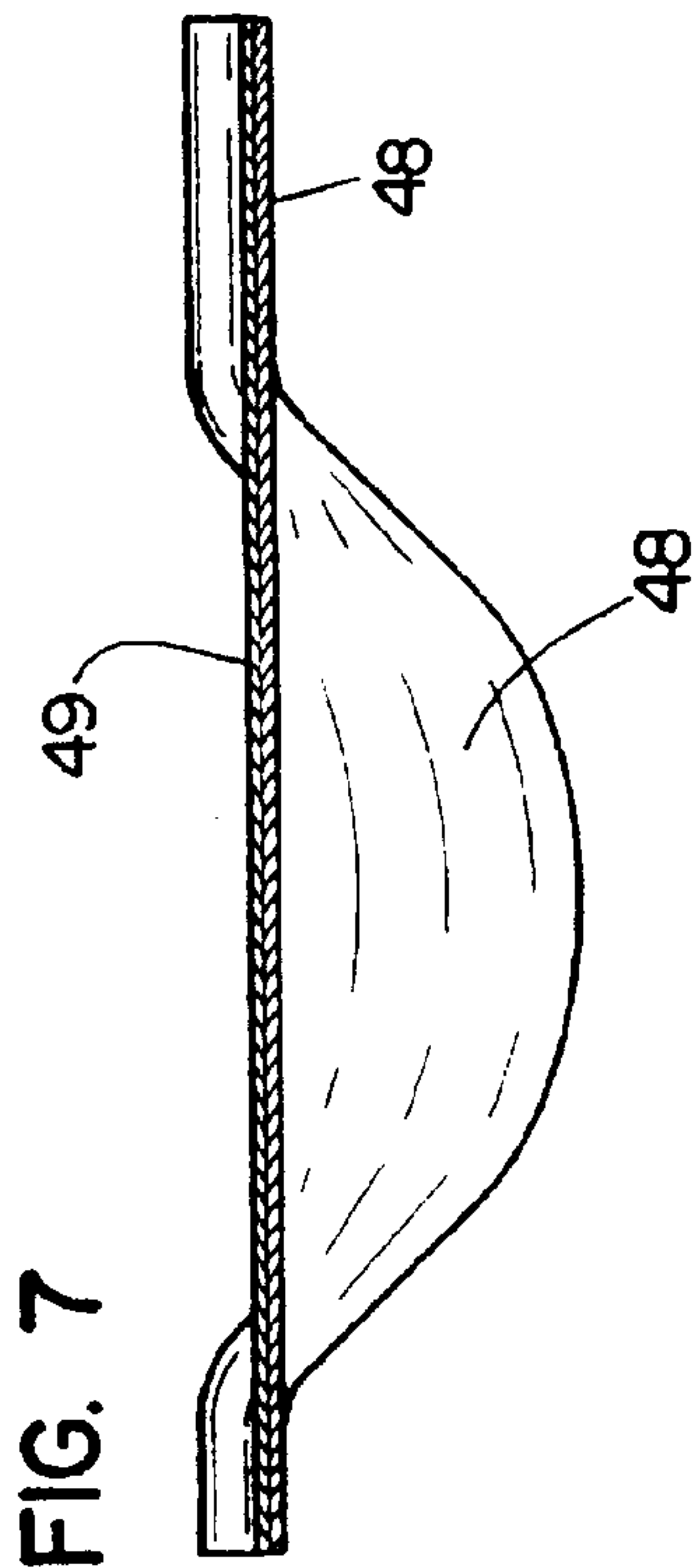
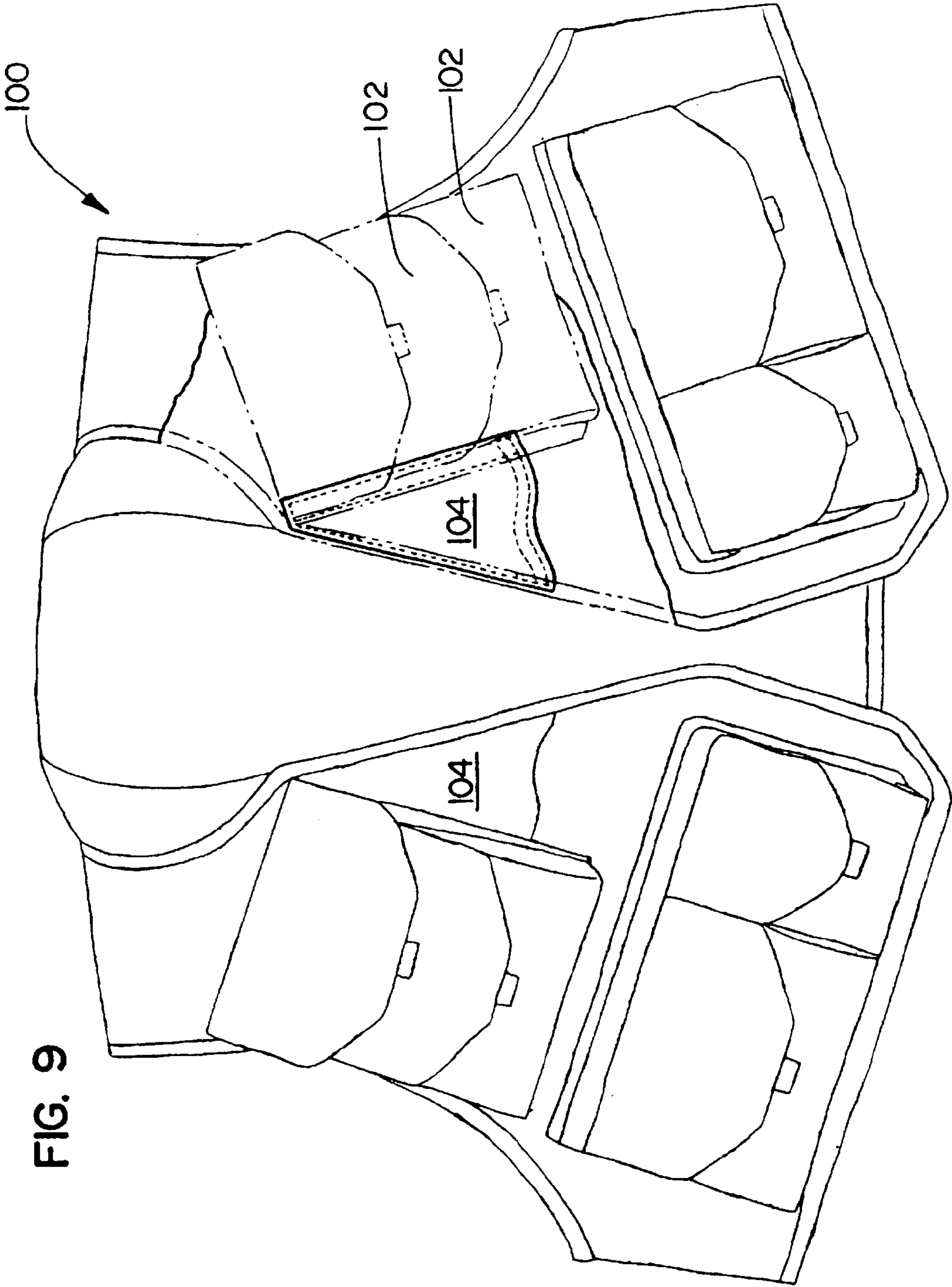


FIG. 4







VEST INCLUDING A RETRACTOR POCKET AND RETRACTOR THEREIN; AND METHOD OF MANUFACTURING VEST

Matter enclosed in heavy brackets [] appears in the original patent but forms no part of this reissue specification; matter printed in italics indicates the additions made by reissue.

FIELD OF THE INVENTION

The present invention relates to a vest including a retractor pocket, and to a method for manufacturing a vest including a retractor pocket. More particularly, the invention relates to a fishing vest provided with a retractor pocket which is inverted so that it opens downwardly when the vest is worn, and includes a retractor provided therein.

BACKGROUND OF THE INVENTION

Fishing vests have been used by fishermen for many years. Generally, fishing vests include pockets for storing fishing accessories while fishing. Exemplary pieces of equipment often used by fishermen include, for example, flies, lures, fishing line, insect repellent, matches, nippers, calipers, jackets, gloves, and the like. A fishing vest is a convenient article of clothing which allows fishermen to carry such equipment with them and use it when needed. Several United States Patents which describe fishing vests include U.S. Pat. No. 1,879,341 to Lapham, U.S. Pat. No. 5,247,707 to Parker et al., U.S. Pat. No. 5,014,359 to Hanson, U.S. Pat. No. 2,717,391 to Bracken, and U.S. Pat. No. 5,526,535 to Dobrzanski. Several catalogs showing commercially available fishing vests are available from Simms® Fishing Products, Inc. of Bozeman, Mont., and L. L. Bean® of Freeport, Me. A common feature of the fishing vests described in these publications is that they include several pockets for holding fishing accessories.

Certain types of fishing equipment are used frequently by fishermen, and it is desirable to have such equipment easily assessable when their use is required. Exemplary types of frequently used equipment include a hemostat, a clipper, fly dressing, and the like. Rather than storing this type of equipment in pockets, it has been found to be advantageous to attach it to fishing vests using a retractor. In addition, certain types of equipment are easily dropped. When wading in a river, this may result in loss of the equipment. Accordingly, many fishermen use retractors to attach such equipment to a fishing vest to prevent loss. Many forms of retractors are commercially available. Commercially available retractors can be obtained from Simms® Fishing Products, Inc. These retractors are generally of the type having a spring provided within a rigid housing and with a clip on one end of the spring and which can be pulled out from inside the housing. The housing is attachable to a fishing vest. Fishing equipment can then be attached to the clip. Another style of commercially available retractor is sold under the name Zinge.®

SUMMARY OF THE INVENTION

A vest for holding fishing accessories is provided by the present invention. The vest includes a shell structure having a neckline, a left arm hole, a right arm hole, and a bottom edge. The shell is constructed and arranged to fit over a human chest. The vest includes a plurality of pockets for storing fishing accessories attached to the shell structure. At least one of the plurality of pockets is a retractor pocket provided with an interior region and an opening facing

downwardly when the vest is worn by a wearer in an upright standing position. A retractor is secured within the interior of the retractor pocket. Preferably, the retractor is a spring-type retractor formed from a polyurethane material.

A method for manufacturing a vest including a retractor pocket is provided by the present invention. The method includes a step of providing a shell structure having a neckline, a left arm hole, a right arm hole, and a bottom edge, and wherein the shell structure is constructed and arranged to fit over a human chest. The method includes a step of providing a sheath over a portion of the shell structure to provide a pocket which has an opening facing downwardly when the vest is worn by a wearer in an upright standing position. The sheath is secured to the shell, preferably by stitching. The method additionally includes a step of providing a retractor within an interior region of the retractor pocket.

BRIEF DESCRIPTION OF THE DRAWINGS

The following is a brief description of the drawings showing various features of the present invention.

FIG. 1 is a front view of a fishing vest according to the principles of the present invention;

FIG. 2 is a cut away view of the fishing vest of FIG. 1 showing the attachment of the left breast retractor pocket;

FIG. 3 is a partial cut-away view of the retractor pocket shown in FIG. 1 where the retractor is fastened by an alternative arrangement;

FIG. 4 is a sectional view of the sheath of the retractor pocket shown in FIG. 3;

FIG. 5 is a partial view of the retractor shown in FIG. 1;

FIG. 6 is an enlarged bottom view of the left breast retractor pocket shown in FIG. 1;

FIG. 7 is an enlarged top view of the left breast retractor pocket shown in FIG. 1;

FIG. 8 is an enlarged side view of the left breast retractor pocket shown in FIG. 1; and

FIG. 9 is an alternative embodiment of a fishing vest having a retractor pocket according to the principle of the present invention.

DETAILED DESCRIPTION OF THE PREFERRED EMBODIMENT

Referring to FIG. 1, a fishing vest according to the principles of the present invention is depicted at reference numeral 10. A fishing vest is generally an article of clothing which when worn provides areas and/or pockets for storing accessories near the chest of the wearer. The fishing vest 10 includes a shell 12 which generally forms the exterior body of the vest, and accessory pockets 14 for holding fishing-related accessories. The fishing vest 10 generally fits around the chest of a wearer. That is, part of the vest extends over the shoulders and around the neck, and part of the vest extends around the back of a wearer and across the chest. The accessory pockets 14 include the upper pockets 16, the bottom pockets 18, and the retractor pockets 20. The accessory pockets 14 are sewn to the shell 12. The retractor pockets 20 are provided between the upper pockets 16 and the neckline 22. It should be appreciated that fishing vest 10 looks symmetrical with respect to the front of the vest. While symmetry is not a requirement of the invention, the following description of the invention is provided on the basis that the left breast retractor pocket and the right breast retractor pocket are manufactured in the same way from the same materials.

The fishing vest **10** of FIG. 1 additionally includes a buckle **24** for holding the left breast side **26** and the right breast side **28** of the vest **10** together around the chest of the wearer. Tabs **30** are provided on the pocket flaps **32** in order to allow easy opening of the pockets to access the interior thereof. The collar **34** is provided around the neck line **22**, and a binding **35** finishes the edge along the arm holes **36**, the bottom edge **37**, and the front center edge **38**. The inner lining **39** is shown as the interior surface of the vest. Although not shown, the fishing vest additionally includes rear pockets provided on the back side of the vest.

The retractor pockets **20** are provided in an inverted position. This means that the pocket opening **42** faces or opens downwardly when the vest is worn by a person standing in an upright position. In other words, the pocket is provided in a configuration which would cause items placed loosely therein to fall out under the force of gravity when the vest is worn by a person standing in an upright position. According to the present invention, items are attached inside the retractor pockets **20** so they do not fall out when the vest is worn by a person standing in an upright position. The retractor pockets **20** are generally provided with an upside down cup-like appearance.

Now referring to FIGS. 1, 2, and 5-8, the construction of the left breast retractor pocket **20** is shown in detail. It should be understood that the right breast retractor pocket is preferably formed in the same way. The retractor pocket **20** is formed from a sheath or cover **44** which is attached to the shell **12** to form an interior area **46** having an opening **42** which faces or opens downwardly when the fishing vest is worn by a person in a person in an upright position. Thus, items provided within the inverted retractor pockets **20** would normally fall out of the pockets unless they were anchored inside of the inverted retractor pockets. The sheath **44** is preferably provided as a combination of shell material **48** and interfacing **49** and provided in the pattern shown in FIG. 2. Furthermore, the bottom edge **50** of the sheath **44** is hemmed to provide a finished appearance. The sheath **44** is laid over the shell **12** at the appropriate location and provided with an amount of ease sufficient to provide the cup-like appearance shown in FIGS. 6 and 7. That is, the bottom edge **50** is not laid flat against the shell **12** but is provided with excess length so that a pocket is formed. The exterior edge **53** of the sheath **44** is stay-stitched to the shell **12** along stitch line **54**. The upper pocket **16** is then sewn to the shell along stitch line **56**. The interior edge **55** of the sheath **44** is attached to the shell **12** by the stitch line **58** provided by the binding **35**.

It should be appreciated that various designs of fishing vests can be provided. For example, certain designs may have pockets located at different positions or provided with different shapes. An exemplary alternative design is provided by FIG. 9 where a vest **100** is shown having accessory pockets **102** and retractor pockets **104**. It should be appreciated that while the preferred embodiment of the invention is described in relation to the use of a retractor pocket on a fishing vest, it should be appreciated that the retractor pocket can be applied to various other articles of clothing. For example, the inverted pocket of the invention can be provided on shirts, coats, hunting or utility vests, day packs, shorts, pants, and the like.

In the preferred embodiment of the invention, the retractor pockets are provided on the front portion of the vest. The reason for this is that they are much more accessible to a fisherman when they are provided at this location compared with, for example, being provided on the backside of the vest. Prior to this invention, the space provided between the

upper pocket **16** and the neckline **22** has been left relatively unused. Thus, the present invention places the retractor pockets **20** at the location shown in FIG. 1 in order to take advantage of generally unused space.

Again referring to FIGS. 1 and 5, provided within the retractor pockets **20** are retractors **60** and **62**. Retractor **60** is shown in the retracted or relaxed position, and retractor **62** is shown in the extended position. Both retractors **60** and **62** are spring type retractors based upon the design presently available from Simms® Fishing Products, Inc. of Bozeman Mont. in the Simms® Fishing Products 1977 catalog. The retractors **60** and **62** have been modified from the commercially available retractors to exclude the rigid housing because it is not needed. It should be appreciated, however, that the housing could be incorporated into the present invention without departing from the spirit of the invention. As shown in FIG. 1, the retractor **60** and **62** include a spring **64** which is expandable and biases to a retracted position. The spring **64** has a first end **66** and a second end **68**. The first end **66** is stitched under the stay stitch line **54** and the pocket stitch line **56**. An alternative preferred method for attaching the retractor **62** is shown in FIG. 3. The first end **66** is heat sealed to provide a loop **69** through which a ribbon **70** is provided. The ribbon **70** is then sewn to the vest by stay stitch line **54** and pocket stitch line **56**. Attaching the retractor using a ribbon is preferred because it avoids potential problems created by stitching over the spring, and avoids the possibility that the spring might slide out of the stitching during later use of the vest. The ribbon can be provided for attachment of the retractor to the fishing vest. The ribbon ends are tacked in place over a drill hole on the front of the vest, located under the center front top portion of the chest pockets. A drawback to stitching the retractor directly to the vest is that there may be a risk in puncturing the retractor, or that the retractor may slip out of the stitch in some time during the useful life of the vest.

In a preferred embodiment, the ribbon **70** is secured three times. That is, by tacking the ribbon **70**, by attachment of the sheath **44**, and by attaching the upper pockets **16**. It is believed that this amount of stitching should be sufficient to keep the retractor secured in place. It should be understood, however, that retractor can be held in place by other methods, such as, using adhesives or a different type of mechanical fastener.

The retractors **60** and **62** are provided with a clip **72** attached to the second end **68**. As shown in greater detail in FIG. 3, the second end **68** includes a heat sealed loop **74**, and the clip **72** fastens to the heat sealed loop **74**. In the case, where the spring is prepared from a polyurethane material, the ends of the spring can be melted so that they fuse to a preceding coil on the spring. This allows the formation of a loop which provides for the attachment of the clip and the ribbon. The clip can then be utilized to hold various accessories such as nippers and clippers.

An advantage of the inverted retractor pockets is that the sheath **44** holds the retractor and accessory attached thereto closer to the chest of the wearer. This is particularly important when the wearer bends over. Prior retractor tend to simply fall away from the wearer's chest when the wearer bends over. This dangling of retractor and accessory away from the wearer's chest creates problems and can cause frustration when they become entangled with, for example, a fishing line. The retractor pocket of the present invention keeps the retractor and accessory held closely to the body in order to avoid this problem.

In a preferred embodiment of the fishing vest of the present invention, the shell and sheath are manufactured

5

from Supplex® nylon which is available from Dupont, and provided with a Teflon® finish to provide water repellency. The interfacing is preferably a conventional support or stiffening material. It should be understood that any of various commonly known and used materials can be utilized in the present invention. Furthermore, in a preferred embodiment to the invention the pockets on the front of the vest are tilted at an angle so that the wearer can easily see inside the pockets when they are opened. In order to provide a low profile for the pockets, it is preferred that the pockets are pleated so that they tend to lay flat against the shell.

Although the invention has been shown and described with respect to certain preferred embodiments, certain variations and modifications may occur to those skilled in the art, and such variations and modifications should be considered within the scope of the invention.

We claim:

1. A vest for holding fishing accessories, said vest comprising:

- (a) a shell structure having a neckline, a left arm hole, a right arm hole, and a bottom edge, the shell structure being considered and arranged to fit over a human chest;
- (b) a plurality of pockets for storing fishing accessories attached to said shell structure, wherein at least one of said plurality of pockets is a retractor pocket provided with an interior region and an opening facing downwardly when the vest is worn by a wearer in an upright standing position; and
- (c) a retractor secured within the interior region of said retractor pocket.

2. A vest according to claim 1, wherein said retractor includes a spring formed from a polyurethane material.

3. A vest according to claim 1, comprising at least two retractor pockets for storing fishing accessories attached to said shell structure, wherein the at least two retractor pockets are provided with an interior region and an opening facing downwardly when the vest is worn by a wearer in an upright standing position.

4. A vest according to claim 3, wherein at least two retractor pockets are located on a front portion of the vest.

5. A vest according to claim 4, wherein at least two retractor pockets are provided adjacent the neckline.

6. A method for manufacturing a vest including a retractor pocket, said method comprising:

- (a) providing a shell structure having a neckline, a left arm hole, a right arm hole and a bottom edge, the shell structure being constructed and arranged to fit over a human chest;
- (b) providing a sheath over a portion of the shell structure to provide a pocket, wherein the pocket includes an opening which faces downwardly when the vest is worn by a wearer in an upright standing position; and
- (c) securing that sheath to the shell.

7. A method for manufacturing a vest including a retractor pocket according to claim 6, wherein the method includes a step of:

- (a) providing a retractor within an interior region of the retractor pocket.

8. A method for manufacturing a vest including a retractor pocket according to claim 7, wherein the retractor includes a spring.

9. A method for manufacturing a vest including a retractor pocket according to claim 7, wherein the step of providing a retractor within an interior region of the retractor pocket includes stitching the retractor to the shell.

6

10. A method for manufacturing a vest including a retractor pocket according to claim 1. Further comprising placing the sheath adjacent the neckline.

11. An article of clothing for holding fishing accessories, said article of clothing comprising:

- (a) a shell structure having a neckline, a left arm hole, a right arm hole, and a bottom edge, the shell structure being constructed and arranged to fit over a human chest;
- (b) a plurality of pockets for storing fishing accessories attached to said shell structure, wherein at least one of said plurality of pockets is a retractor pocket provided with an interior region and an opening facing downwardly when the article of clothing is worn by a wearer in an upright standing position; and
- (c) a retractor secured within the interior region of said retractor pocket.

12. An article of clothing according to claim 11, wherein said retractor includes a spring for biasing said retractor to a retracted position.

13. An article of clothing according to claim 2, wherein the spring comprises a polyurethane material.

14. A article of clothing according to claim 11, comprising at least two retractor pockets for storing fishing accessories attached to said shell structure, wherein the at least two retractor pockets are provided with an interior region and an opening facing downwardly when the article of clothing is worn by a wearer in an upright standing position.

15. An article of clothing according to claim 14, wherein the at least two retractor pockets are located on a front portion of the article of clothing.

16. An article of clothing according to claim 15, wherein the at least two retractor pockets are provided adjacent the neckline.

17. An article of clothing according to claim 11, wherein said article of clothing is a shirt.

18. An article of clothing according to claim 11, wherein said article of clothing is a coat.

19. An article of clothing for holding fishing accessories, said article of clothing comprising:

- (a) a shell structure;
- (b) a plurality of pockets for storing fishing accessories attached to said shell structure, wherein at least one of said plurality of pockets is a retractor pocket provided with an interior region and an opening facing downwardly when the article of clothing is worn by a wearer in an upright standing position; and
- (c) a retractor secured within the interior region of said retractor pocket.

20. An article of clothing according to claim 19, wherein said retractor comprises a spring and a clip, the spring for biasing said retractor to a retracted position.

21. An article of clothing according to claim 20, wherein the spring comprises a polyurethane material.

22. An article of clothing according to claim 19, comprising at least two retractor pockets for storing fishing accessories attached to said shell structure, wherein the at least two retractor pockets are provided with an interior region and an opening facing downwardly when the article of clothing is worn by a wearer in an upright standing position.

23. An article of clothing according to claim 19, wherein said article of clothing is a daypack.

24. An article of clothing according to claim 19, wherein said article of clothing is a pair of pants.

25. An article of clothing for holding fishing accessories, said article of clothing comprising:

- (a) a shell structure having a neckline, a left arm hole, a right arm hole, and a bottom edge, the shell structure being constructed and arranged to fit over a human chest;
 - (b) a plurality of pockets for storing fishing accessories 5 attached to said shell structure;
 - (c) a sheath attached to said shell structure forming an interior region having at least one opening; and
 - (d) a retractor secured within the interior region and 10 extending downwardly through the at least one opening when the article of clothing is worn by a wearer in an upright position.
26. An article of clothing according to claim 25, wherein the interior region opens downwardly when the article of clothing is worn by a person in an upright position.

27. An article of clothing according to claim 25, wherein said sheath is sewn to the shell structure.
28. An article of clothing according to claim 25, wherein said retractor comprises a spring for biasing said retractor to a retracted position, the spring being sewn to the shell structure within the interior region.
29. An article of clothing according to claim 28, wherein the spring comprises a polyurethane material.
30. An article of clothing according to claim 25, wherein said article of clothing is a shirt.
31. An article of clothing according to claim 25, wherein said article of clothing is a coat.

* * * * *