



US00RE38191E

(19) **United States**
(12) **Reissued Patent**
Otte

(10) **Patent Number: US RE38,191 E**
(45) **Date of Reissued Patent: Jul. 22, 2003**

(54) **TOILET SEAT AND COVER COMBINATION**

D332,830 S 1/1993 Gerlach
D333,345 S 2/1993 Strahan
D348,926 S 7/1994 Rasmussen
D352,995 S 11/1994 Reid et al.
D355,713 S 2/1995 Kelly

(75) Inventor: **Timothy J. Otte**, Sheboygan Falls, WI (US)

(73) Assignee: **Bemis Manufacturing Company**, Sheboygan Falls, WI (US)

(List continued on next page.)

(21) Appl. No.: **29/127,569**

Primary Examiner—Louis S. Zarfes
Assistant Examiner—Robert A. Delehanty
(74) *Attorney, Agent, or Firm*—Michael Best & Friedrich LLP

(22) Filed: **Aug. 8, 2000**

Related U.S. Patent Documents

Reissue of:

(64) Patent No.: **Des. 423,655**
Issued: **Apr. 25, 2000**
Appl. No.: **29/103,513**
Filed: **Apr. 15, 1999**

(51) **LOC (6) Cl.** **23-02**
(52) **U.S. Cl.** **D23/311**
(58) **Field of Search** D23/295–30, 303,
D23/309, 311–312; 4/217, 234, 236, 237–239,
242.1, 245.1, 245.6, 245.7, 902, DIG. 6

(56) **References Cited**

U.S. PATENT DOCUMENTS

1,194,073 A 8/1916 Romine
1,287,942 A 4/1918 Florey
1,829,526 A 10/1931 Leslie
2,903,713 A 9/1959 Previte
2,966,686 A 1/1961 Beneke, Jr.
3,484,876 A 12/1969 Thomas
D237,969 S 12/1975 Firdmann
D238,427 S 1/1976 Harrison
D240,038 S 5/1976 Colani
D254,684 S 4/1980 Boyter
D261,029 S 9/1981 Boyter
D262,733 S 1/1982 Bjorn
D271,417 S 11/1983 Thygesen et al.
D278,846 S 5/1985 Harrison et al.
D287,846 S 1/1987 Nishida
D292,018 S 9/1987 Lipoix
4,736,471 A 4/1988 Johnson
D318,525 S 7/1991 Bock

(57) **CLAIM**

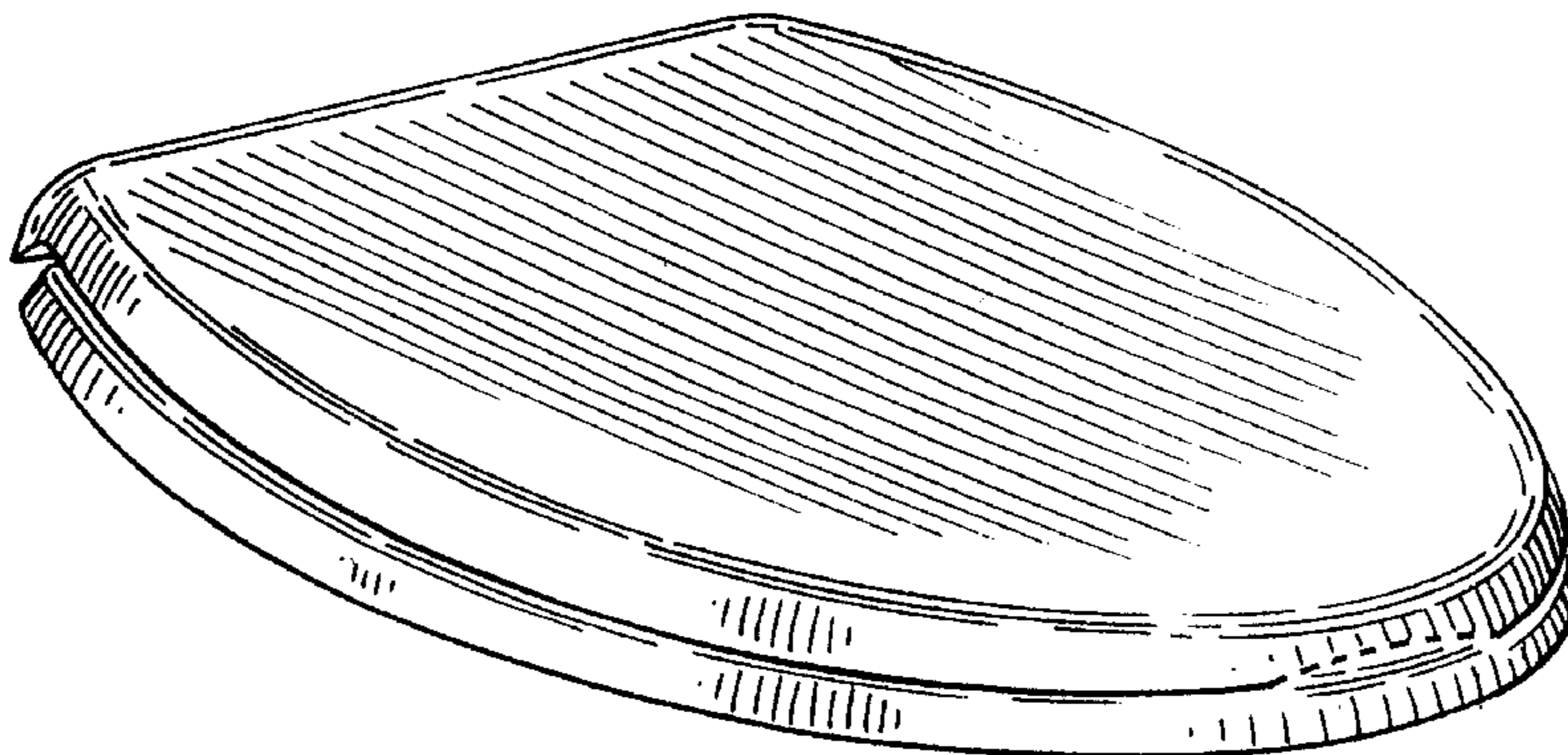
The ornamental design for a toilet seat and cover combination, as shown and described.

DESCRIPTION

FIG. 1 is a front perspective view of a toilet seat and cover combination showing my new design with the cover lowered;
FIG. 2 is a rear perspective view thereof;
FIG. 3 is a top plan view thereof;
FIG. 4 is a left side elevational view thereof, the right side view being a mirror image of that shown.
FIG. 5 is a front elevational view thereof;
FIG. 6 is a rear elevational view thereof; and,
FIG. 7 is a front perspective view of the seat portion with the lid removed for ease of illustration.
The [bottom] portions of the seat and cover not shown *and the portions shown in dotted lines* are not part of the claimed design.

1 Claim, 3 Drawing Sheets

Matter enclosed in heavy brackets [] appears in the original patent, but forms no part of this reissue; matter printed in italics indicates the additions made by reissue.



AMENDED

US RE38,191 E

Page 2

U.S. PATENT DOCUMENTS

5,432,956 A	7/1995	Park	D402,740 S	12/1998	Ochi et al.
D371,191 S	6/1996	McNeill	D413,969 S	9/1999	Lin
D379,498 S	5/1997	Matsunaga	D420,436 S	2/2000	Easley
D387,851 S	12/1997	Pieters	D423,655 S	4/2000	Otte
D389,903 S	1/1998	Jones et al.	D428,126 S	7/2000	Hulsebus et al.
5,829,073 A	11/1998	Lee	D432,220 S	10/2000	Hulsebus et al.
			D434,839 S	12/2000	Hulsebus et al.
			D437,921 S	2/2001	Hulsebus

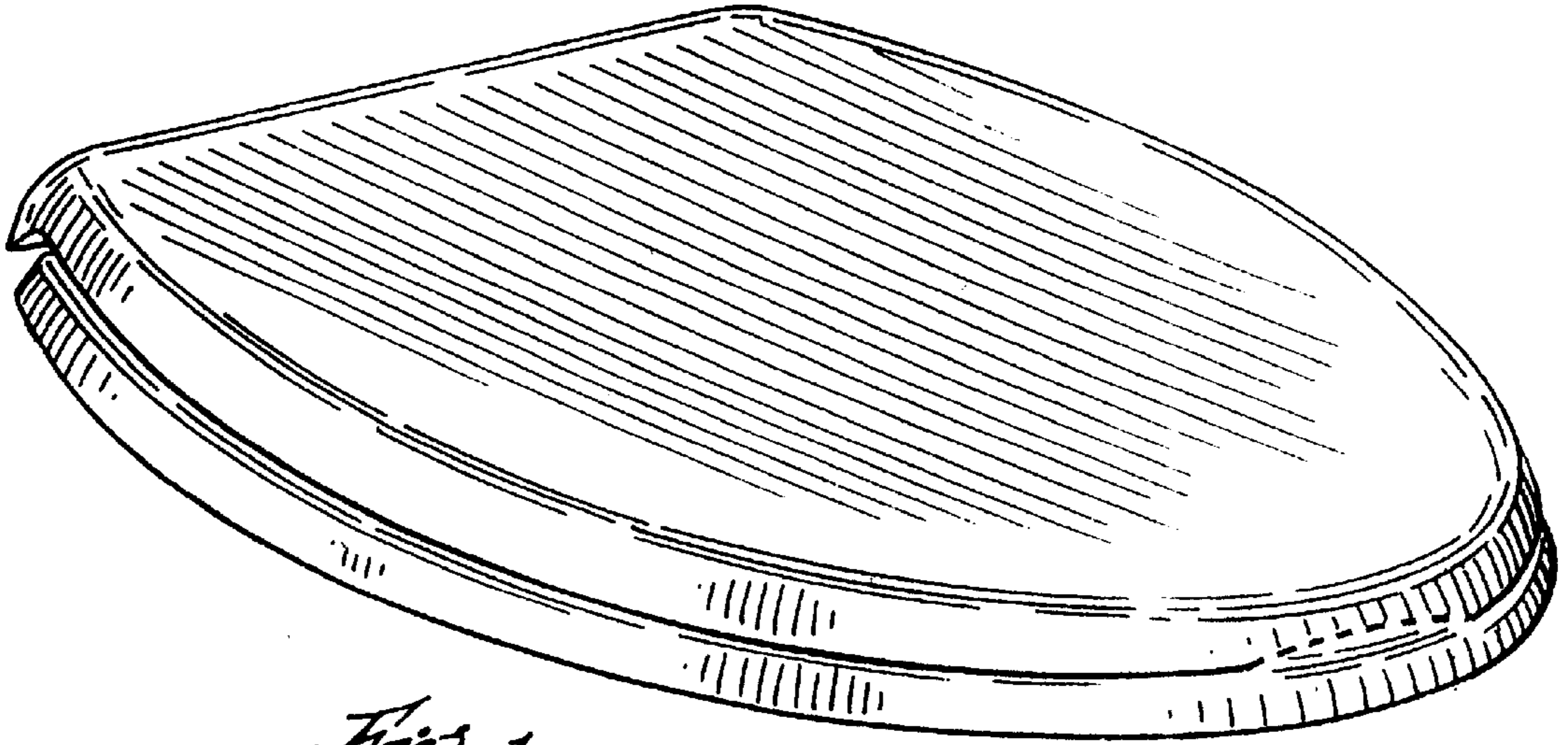


Fig. 1

AMENDED

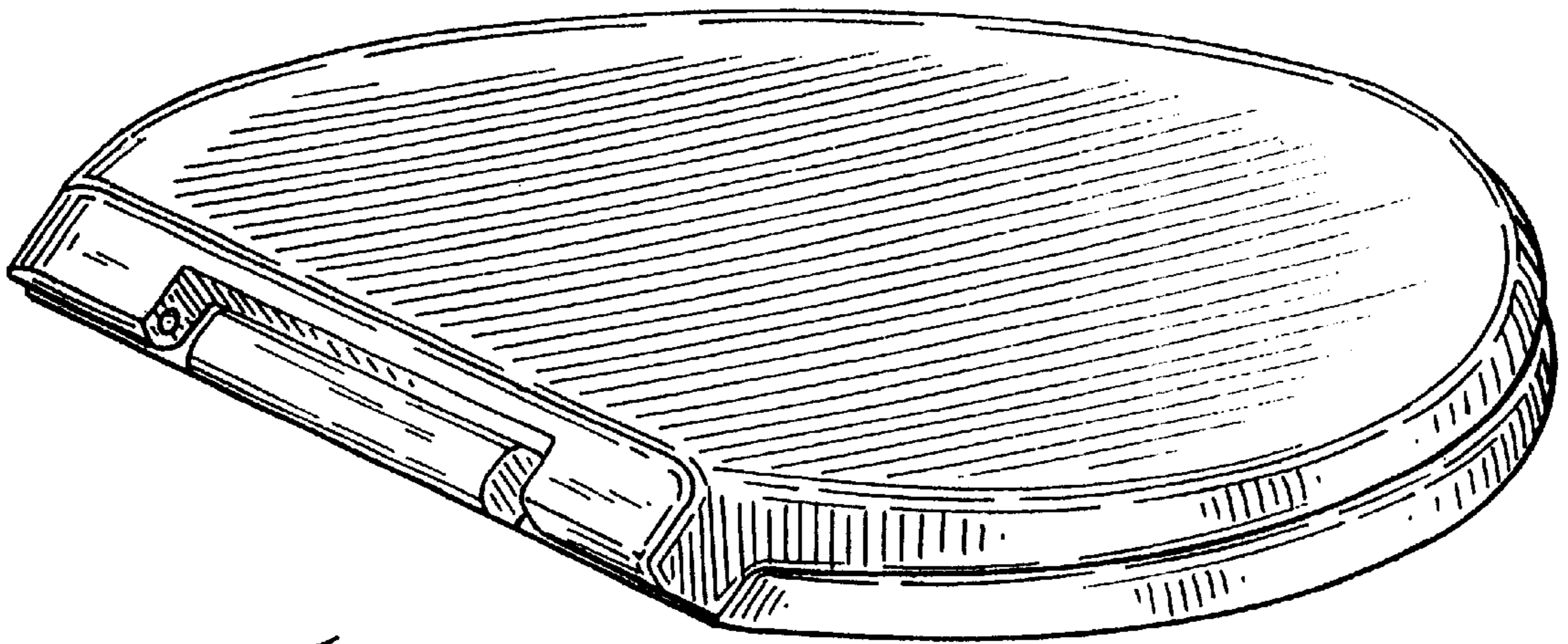


Fig. 2

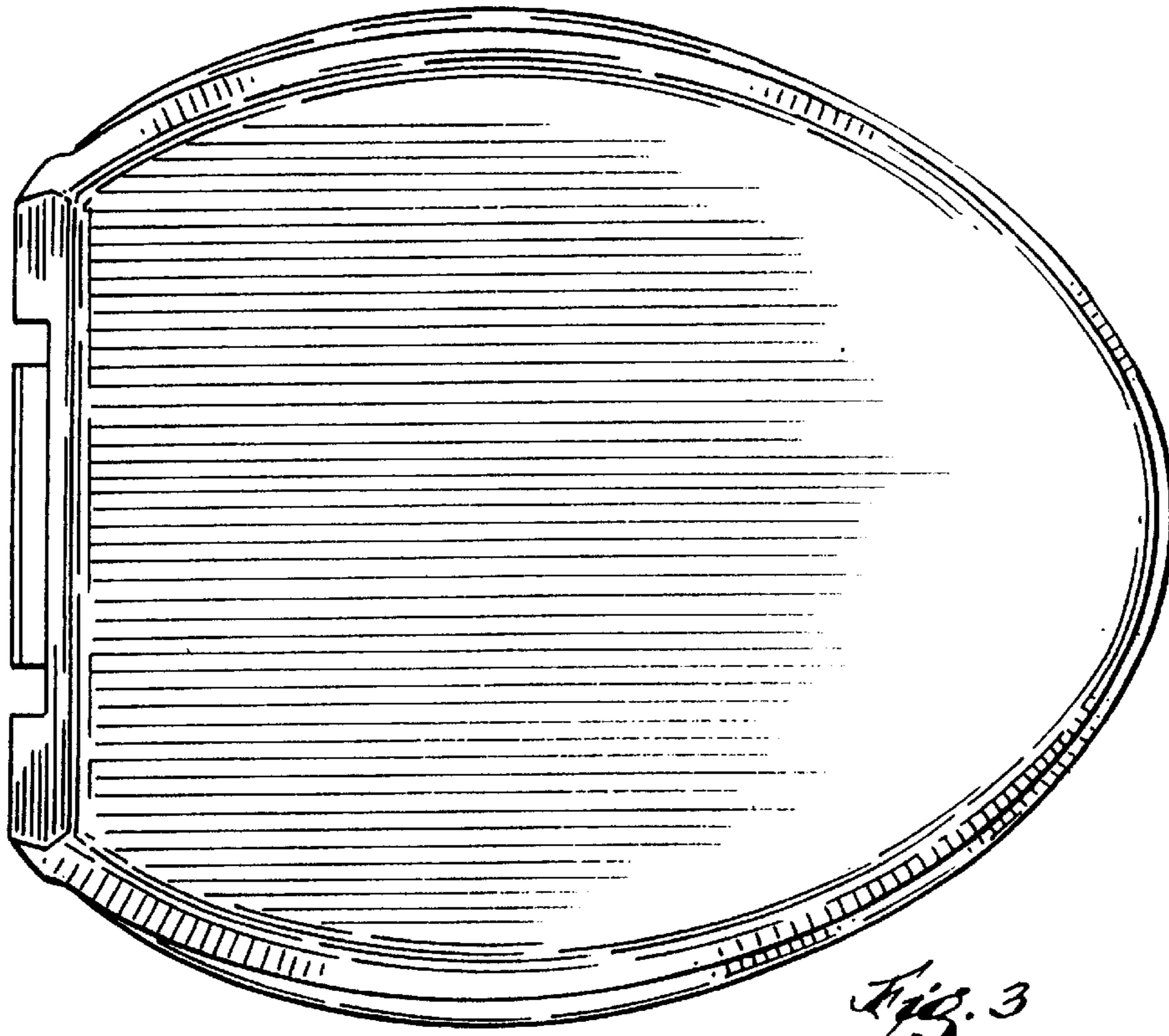


Fig. 3




Fig. 4

AMENDED




Fig. 5

AMENDED




Fig. 6

AMENDED

Fig. 7

