



US00RE38133E

(19) **United States**
 (12) **Reissued Patent**
Kruse et al.

(10) **Patent Number:** **US RE38,133 E**
 (45) **Date of Reissued Patent:** **Jun. 3, 2003**

(54) **KAPPA AGONIST COMPOUNDS AND PHARMACEUTICAL FORMULATIONS THEREOF**

(75) Inventors: **Lawrence I. Kruse**, Haddonfield, NJ (US); **An-Chih Chang**, Phoenixville, PA (US); **Diane L. DeHaven-Hudkins**, Chester Springs, PA (US); **John J. Farrar**, Chester Springs, PA (US); **Forrest Gaul**, Glen Moore, PA (US); **Virendra Kumar**, Paoli, PA (US); **Michael Anthony Marella**, Exton, PA (US); **Alan L. Maycock**, Malvern, PA (US); **Wei Yuan Zhang**, Collegeville, PA (US)

(73) Assignee: **Adolor Corporation**, Malvern, PA (US)

(21) Appl. No.: **10/066,909**

(22) Filed: **Feb. 4, 2002**

Related U.S. Patent Documents

Reissue of:

(64) Patent No.: **5,688,955**
 Issued: **Nov. 18, 1997**
 Appl. No.: **08/796,078**
 Filed: **Feb. 5, 1997**

(63) Continuation-in-part of application No. 08/612,680, filed on Mar. 8, 1996, now Pat. No. 5,646,151.

(51) **Int. Cl.**⁷ **C07D 401/10**

(52) **U.S. Cl.** **546/276.4; 548/413; 548/465; 548/517; 548/527; 548/556; 548/558; 544/106; 544/111; 544/168; 564/182**

(58) **Field of Search** **546/276.4; 548/413, 548/465, 517, 527, 556, 568; 544/106, 111, 168; 564/182**

(56) References Cited

U.S. PATENT DOCUMENTS

4,065,573	A	*	12/1977	Lednicer	424/278
4,098,904	A	*	7/1978	Szmuszkowicz	424/324
4,145,435	A	*	3/1979	Szmuszkowicz	424/274
4,212,878	A	*	7/1980	Lednicer et al.	424/274
4,359,476	A	*	11/1982	Kaplan et al.	424/274
4,438,130	A	*	3/1984	Kaplan	424/274
4,663,343	A	*	5/1987	Horwell et al.	514/429
4,855,316	A	*	8/1989	Horwell et al.	514/422
4,906,655	A	*	3/1990	Horwell et al.	514/422

FOREIGN PATENT DOCUMENTS

EP	0 147 085	A2	*	3/1984
EP	0 233 793	A2	*	9/1987
EP	0 372 466	A2	*	6/1988
EP	0 330 461	A2	*	2/1989
EP	0 330 467	A1	*	2/1989
EP	0 366 327	A1	*	10/1989
WO	0 207 773	A2	*	6/1986
WO	WO 92/20657	*		5/1992

OTHER PUBLICATIONS

Raynor et al., *Molecular Pharmacol.*, 45:330-334 (1994).*
 Wheeler-aceto et al., *Psychopharmacology*, 104: 35-44 (1991).*

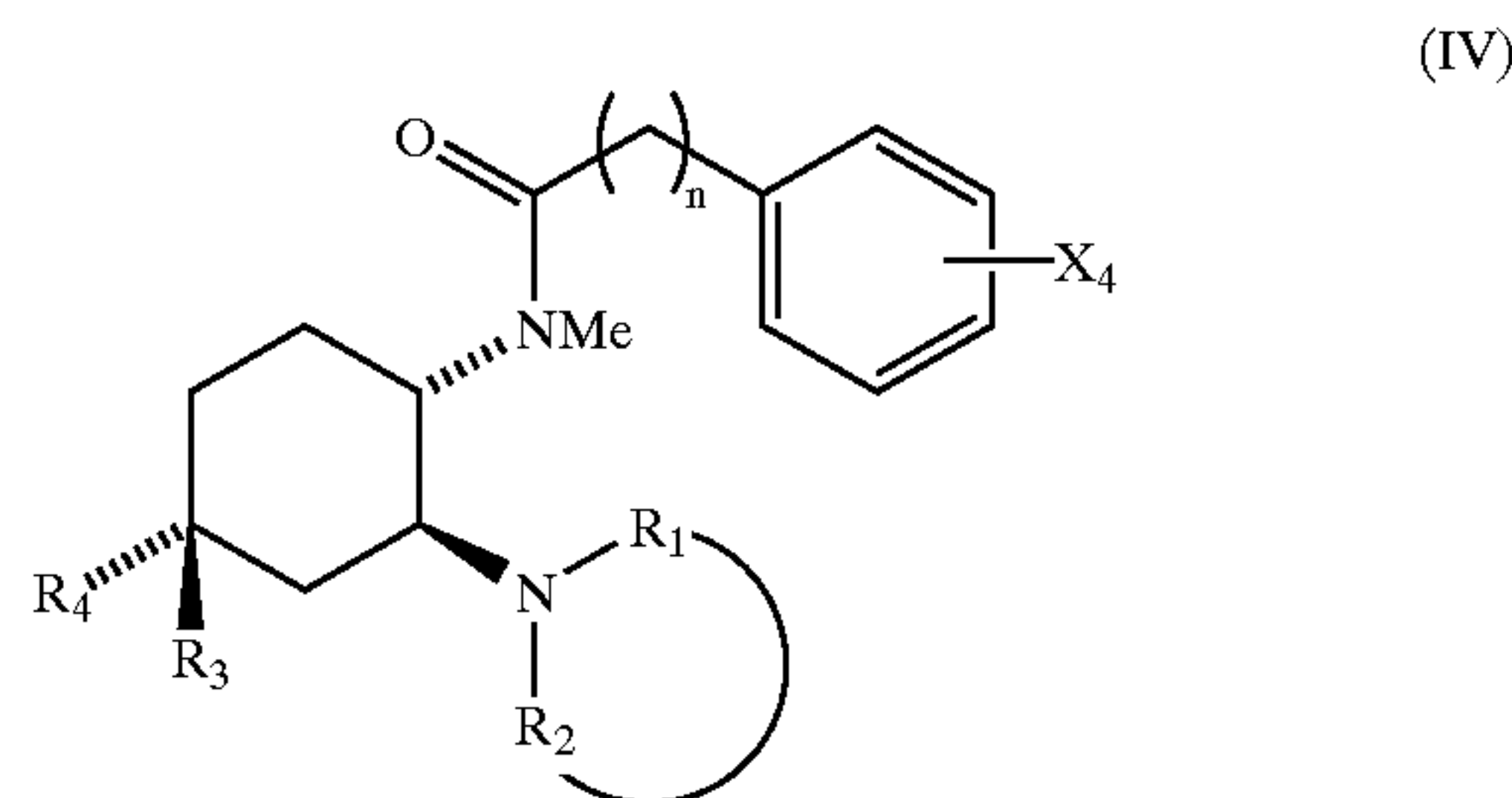
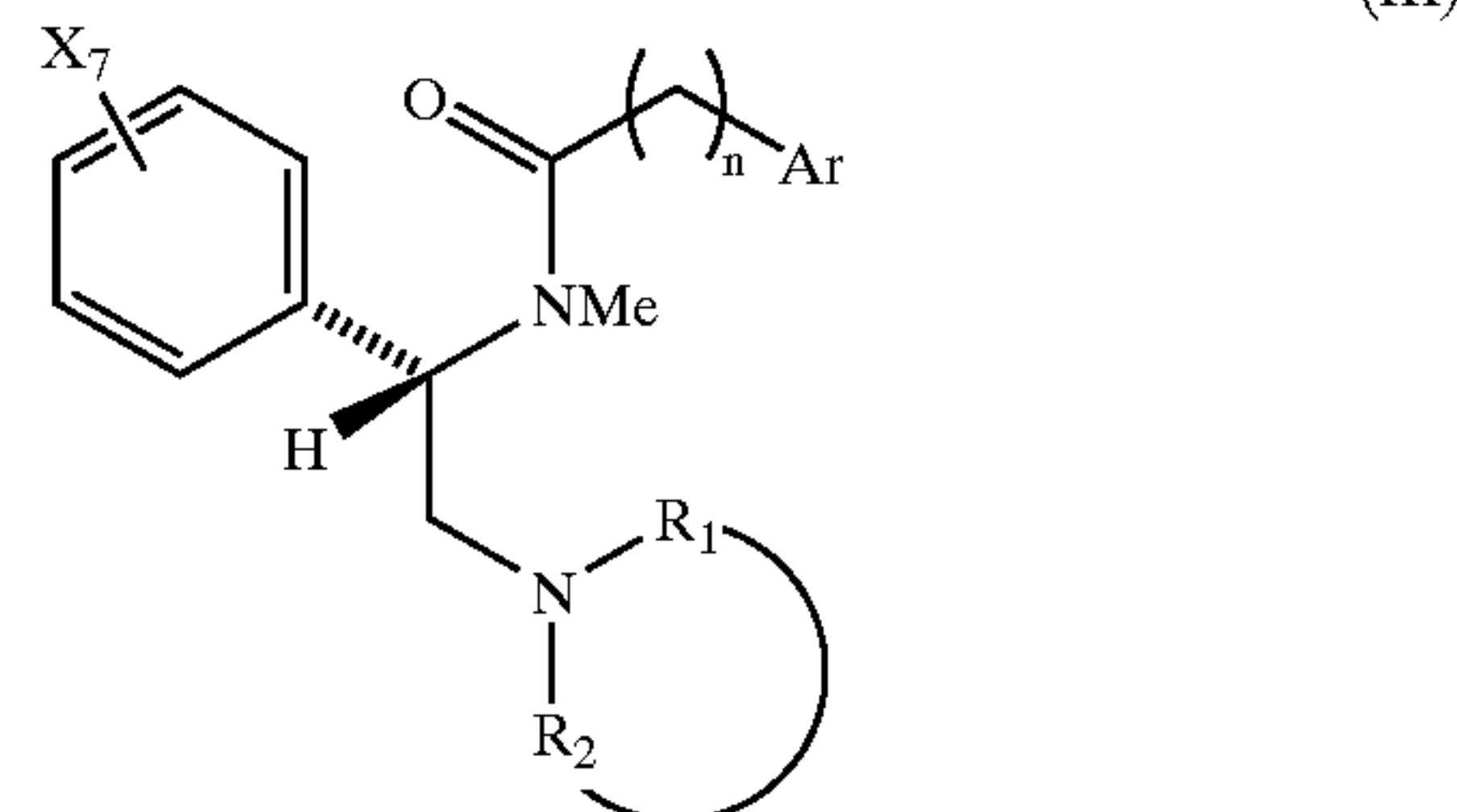
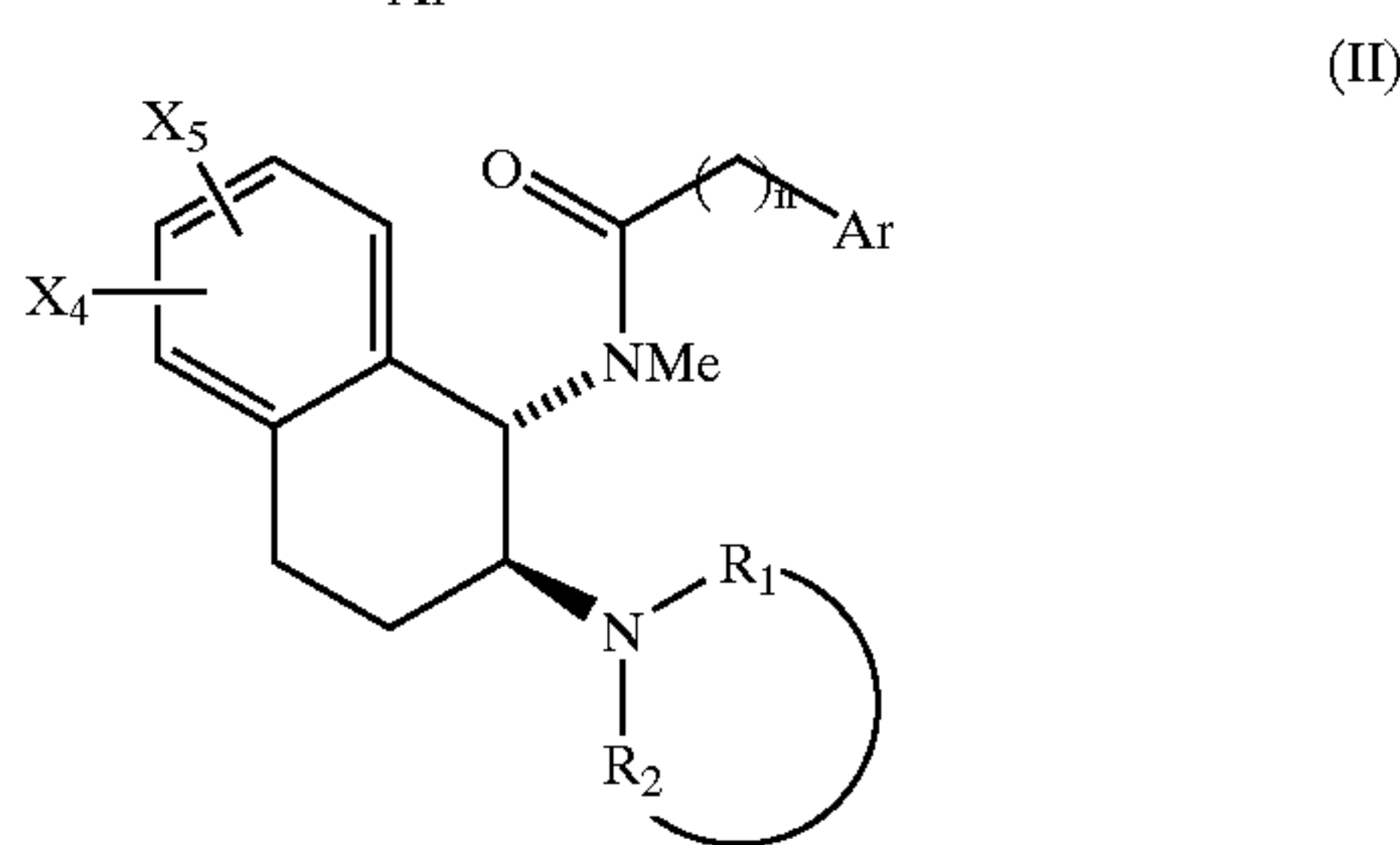
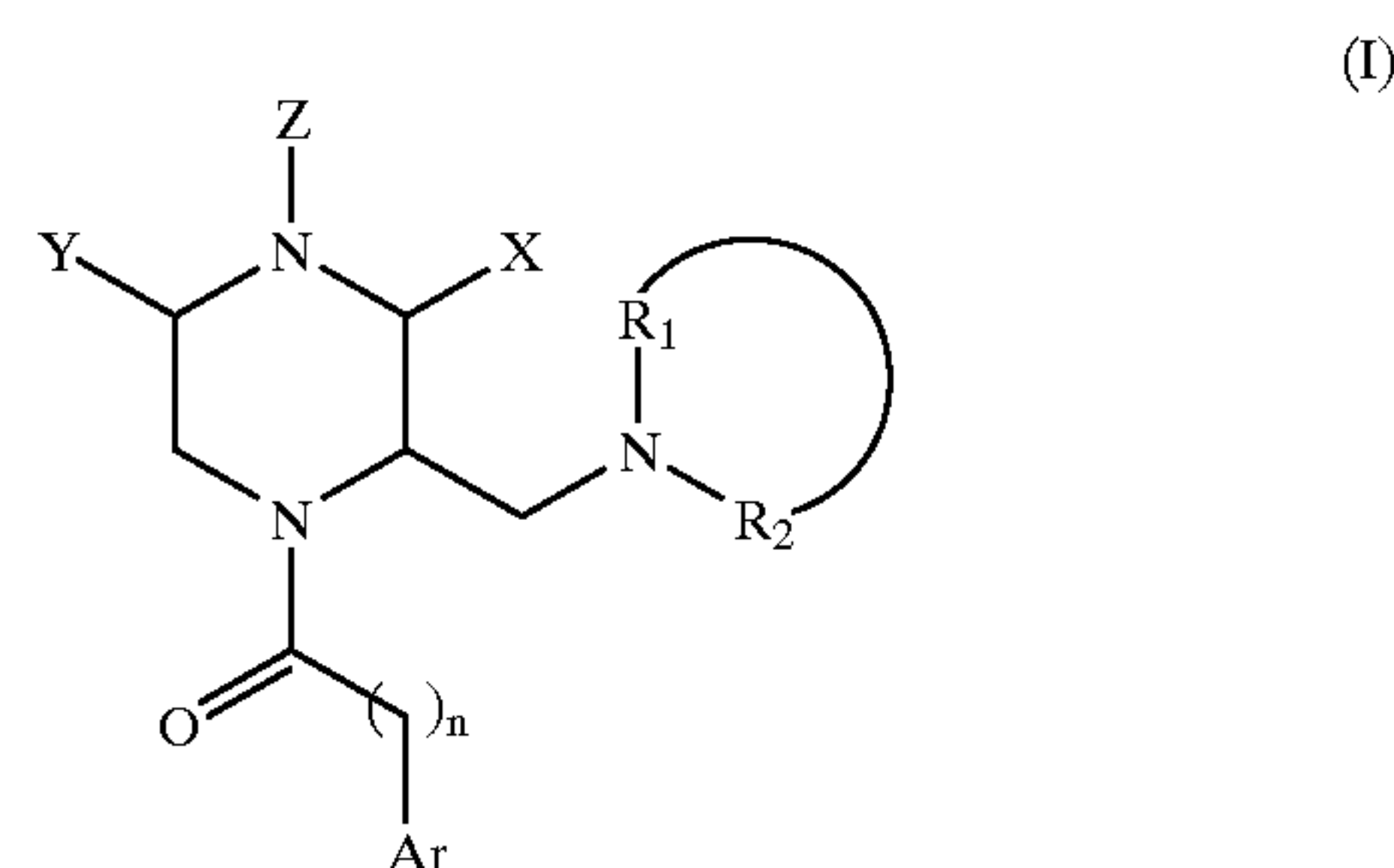
* cited by examiner

Primary Examiner—Joseph K. McKane
Assistant Examiner—Rebecca Anderson
 (74) *Attorney, Agent, or Firm*—Woodcock Washburn LLP

(57) ABSTRACT

Compounds having kappa opioid agonist activity, compositions containing them and method of using them as analgesics are provided.

The compounds of formulae I, II, III and IV have the structure:



wherein:

X, X₄, X₅, X₇, X₉;

R₁, R₂, R₃, R₄; and

Y, Z and n are as described in the specification.

15 Claims, No Drawings

**KAPPA AGONIST COMPOUNDS AND
PHARMACEUTICAL FORMULATIONS
THEREOF**

Matter enclosed in heavy brackets [] appears in the original patent but forms no part of this reissue specification; matter printed in italics indicates the additions made by reissue.

This application is a continuation-in-part of application Ser. No. 08/612,680, filed on Mar. 8, 1996, *now U.S. Pat. No. 5,416,151*.

BACKGROUND OF THE INVENTION

1. Field of the Invention

This invention relates to compounds, to processes of their preparation, to pharmaceutical compositions containing them and to their medical use as agonists at kappa opioid receptors.

2. Reported Developments

Opium and its derivatives are potent analgesics that also have other pharmacological effects, and exert their effects by interacting with high-affinity receptors.

It has been shown by investigators that there are at least three major opioid receptor types in the central nervous system (hereinafter CNS) and in the periphery. These receptors, known as mu (μ), delta (δ) and kappa (κ), have distinct pharmacological profiles, anatomical distributions and functions. [See, for example: Wood, P. L., *Neuropharmacology*, 21, 487-497, 1982; Simon, E. J., *Med. Res. Rev.*, 11, 357-374, 1991; Lutz et al, *J. Recept. Res.* 12, 267-286; and Mansour et al, *Opioid I*, ed. Herz, A. (Springer, Berlin) pp. 79-106, 1993.] The δ receptors are abundant in CNS and mediate analgesia, gastrointestinal motility and various hormonal functions. The μ receptors bind morphine-like drugs and mediate the opiate phenomena associated with morphine, including analgesia, opiate dependence, cardiovascular and respiratory functions, and several neuroendocrine effects.

The κ receptors have a wide distribution in CNS and mediate a spectrum of functions including the modulation of drinking water balance, food intake, gut motility, temperature control and various endocrine functions. They also produce analgesia [See, for example: Leander et al, *J. Pharmacol. Exp. Ther.* 234, 463-469, 1985; Morley et al, *Peptides* 4, 797-800, 1983; Manzanares et al, *Neuroendocrinology* 52, 200-205, 1990; and Iyengar et al, *J. Pharmacol. Exp. Ther.* 238, 429-436, 1986.]

Most clinically used opioid analgesics such as morphine and codeine act as μ receptor agonists. These opioids have well-known, undesirable and potentially dangerous dependence forming side effects. Compounds which are κ -receptor agonists act as analgesics through interaction with κ opioid receptors. The advantage of these agonists over the classical μ receptor agonists, such as morphine, lies in their ability to cause analgesia while being devoid of morphine-like behavioral effects and addiction liability.

A large number of classes of compounds which act as agonists at κ opioid receptors have been described in the art including the following illustrative classes of compounds.

U.S. Pat. No. 4,065,573 discloses 4-amino-4-phenylcyclohexane ketal compounds having analgesic activity.

U.S. Pat. No. 4,212,878 discloses phenylacetamide derivatives having analgesic properties and reduced physical dependence liability properties, relative to morphine and methadone.

U.S. Pat. No. 4,145,435 discloses N-(2-aminocycloaliphatic)-phenylacetamide compounds having analgesic activity and narcotic antagonist activity.

U.S. Pat. No. 4,098,904 discloses N-(2-aminocycloaliphatic)-benzoamides and naphthamides useful for pain.

U.S. Pat. No. 4,359,476 discloses substituted cycloalkane-amides useful as analgesic and having low abuse liability.

U.S. Pat. No. 4,438,130 discloses 1-oxa-, azo- and thi- spirocyclic compounds having analgesic activity, low physical dependence and abuse liability properties and little dysphoric inducing properties.

U.S. Pat. No. 4,663,343 discloses substituted naphthalenyloxy-1,2-diaminocyclohexyl amides as analgesics.

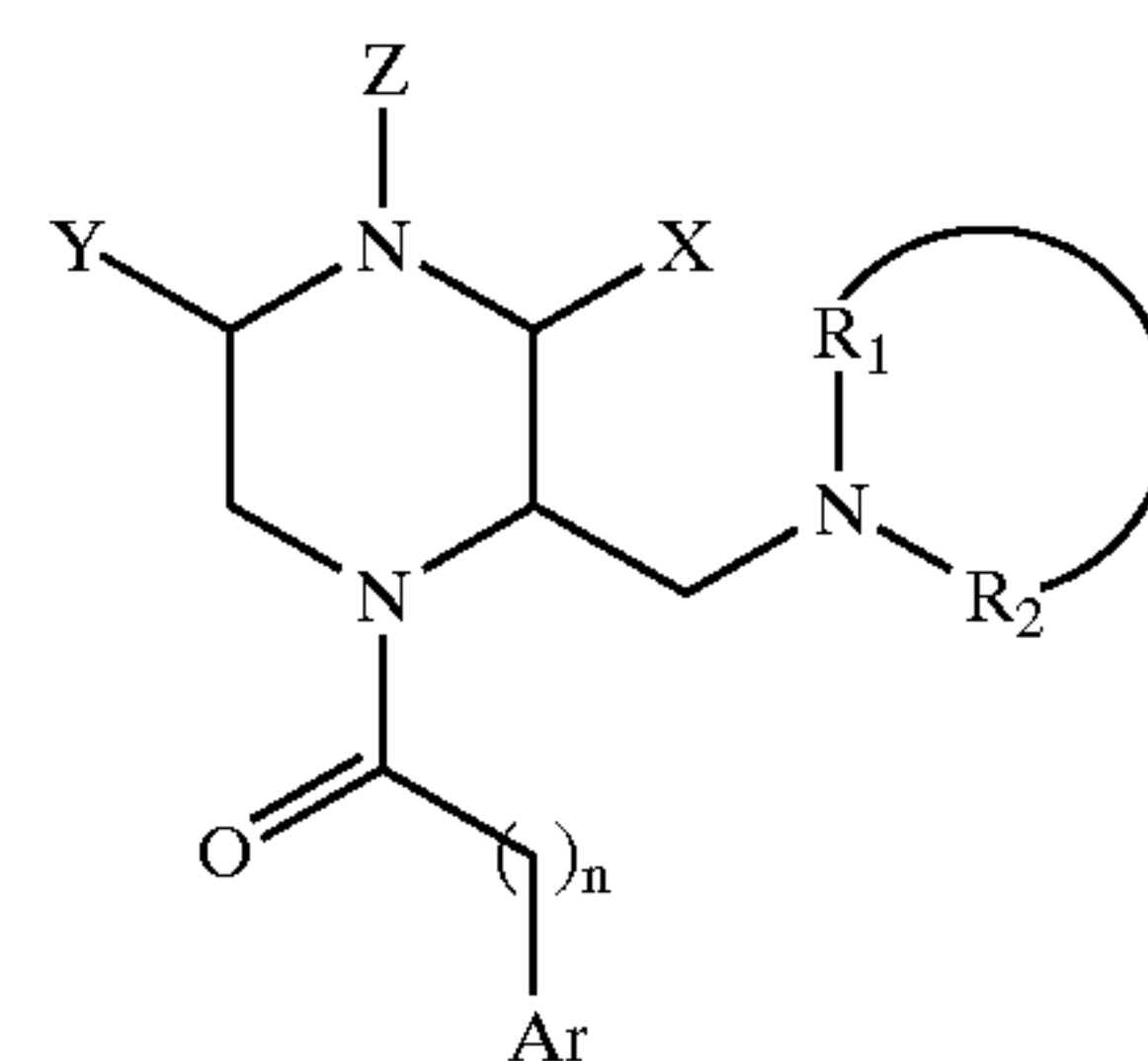
U.S. Pat. No. 4,906,655 discloses 1,2-cyclohexylaminoaryl amides having high kappa-opioid affinity, selectivity and potency and useful as analgesics, diuretics, anti-inflammatory and psychotherapeutic agents.

SUMMARY OF THE INVENTION

Compounds having kappa opioid agonist activity, compositions containing them and method of using them as analgesics are provided.

In its compound aspect, the present invention provides a compound of the formulae I, II, III and IV, or a pharmaceutically acceptable salt thereof.

The compounds of formula (I) have the following structure:



wherein

$n=1-3$, where $n=1$ is preferred

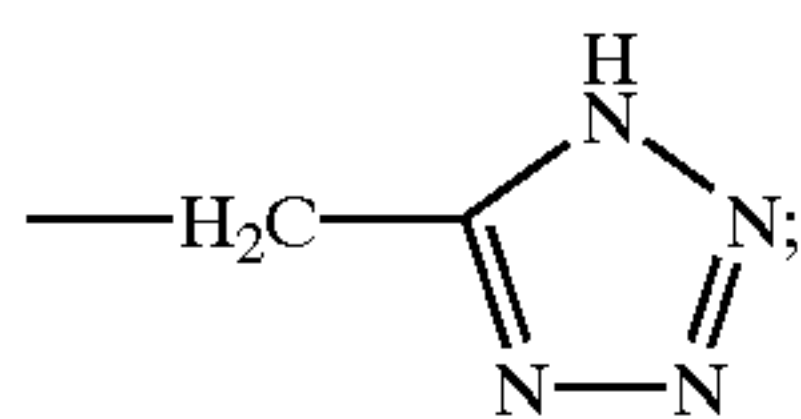
R_1 and R_2 are independently $=CH_3$; $-(CH_2)_m$; where $m=4-8$, $m=4$ is most preferred; $-CH_2CH(OH)(CH_2)_2-$; $CH_2CH(F)(CH_2)_2-$; $-(CH_2)_2O(CH_2)-$; or $-(CH_2)_2CHCH_2-$;

Ar=unsubstituted or mono- or di-substituted phenyl wherein said substituents are selected from the group consisting of halogen, OCH_3 , SO_2CH_3 , CF_3 , amino, alkyl, and 3,4-dichloro; benzothiophenyl; benzofuranlyl; naphthyl; diphenyl methyl; or 9-fluorene;

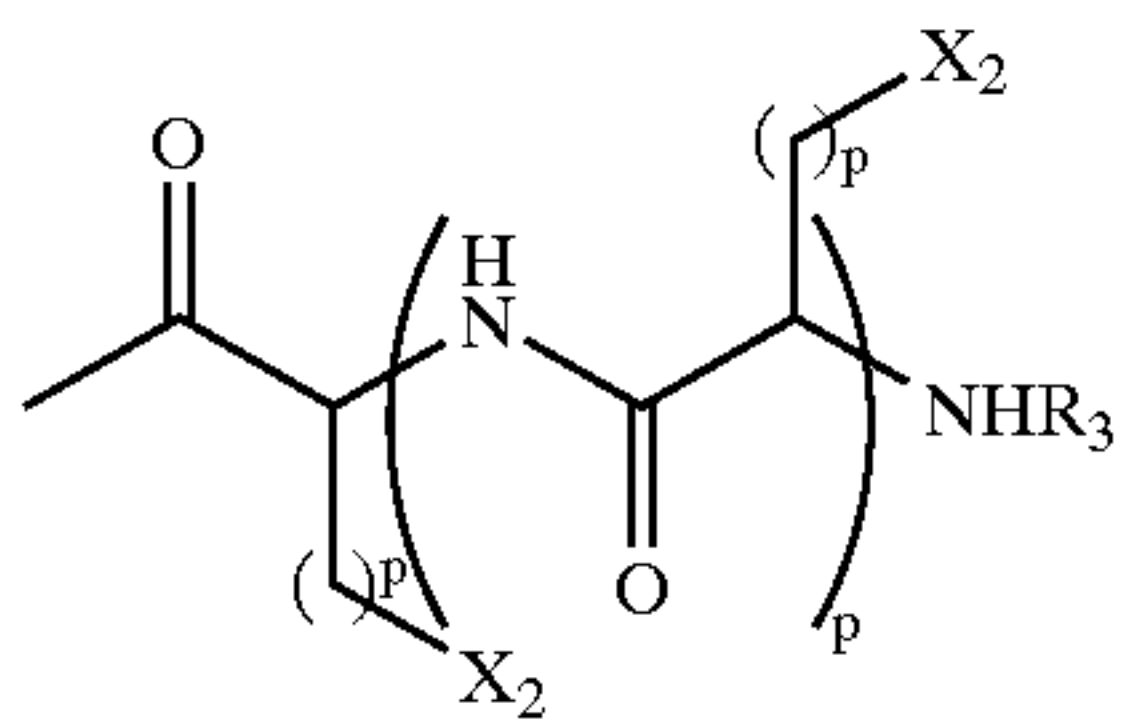
Z is

$-P(O)(OBn)_2$; $-P(O)(OH)_2$; $-(CH_2)_pC(O)NHOH$; $-(CH_2)_pCO_2H$; $-SO_2CH_3$; $-SO_2NH_2$; $-CO(CH_2)_pCH(NH_2)(CO_2H)$; $-COCH(NH_2)(CH_2)_pCO_2H$; $-CO_2CH_3$; $-CONH_2$; $-(CH_2)_pO(CH_2)_pCO_2H$; $-(CH_2)_pO(CH_2)_pCONHOH$; $-(CH_2)_pNHSO_2CH_3$; $-(CH_2)_pNHC(S)NHCH(CO_2H)(CH_2)_pCO_2H$; $-(CH_2)_pSO_3H$; or

3



or Z is



wherein

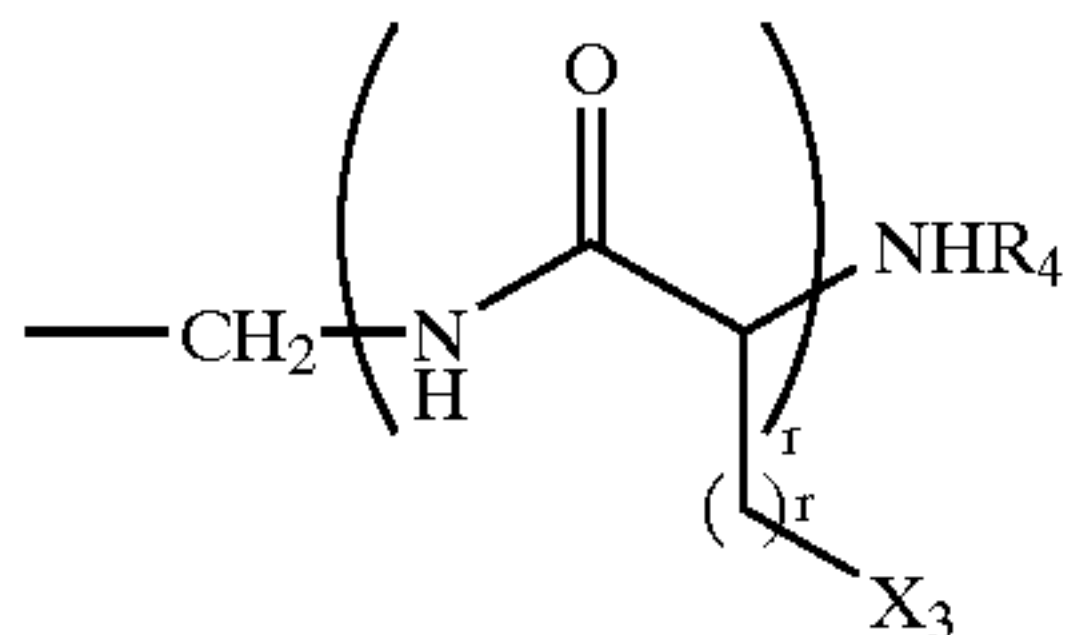
p=0-20;

R₃=-H or -Ac;

X₂=-CO₂H; -NHSO₂CH₃; NHP(O)(OBn)₂; NHP(O)(OH)₂; -OP(O)(OBn)₂; or OP(OH)₂;

X and Y are independently

-CH₂NHSO₂CH₃, -CH₂NHP(O)(OBn)₂,
-CH₂NHP(O)(OH)₂, -CH₂OP(O)(OBn)₂,
-CH₂OP(O)(OH)₂, -(CH₂)_qO(CH₂)_qCO₂H,
-(CH₂)_qO(CH₂)_qSO₃H,
-(CH₂)_qO(CH₂)_qCHNHOH,
-CH₂NHC(S)NHCH(CO₂H)(CH₂)_qH or



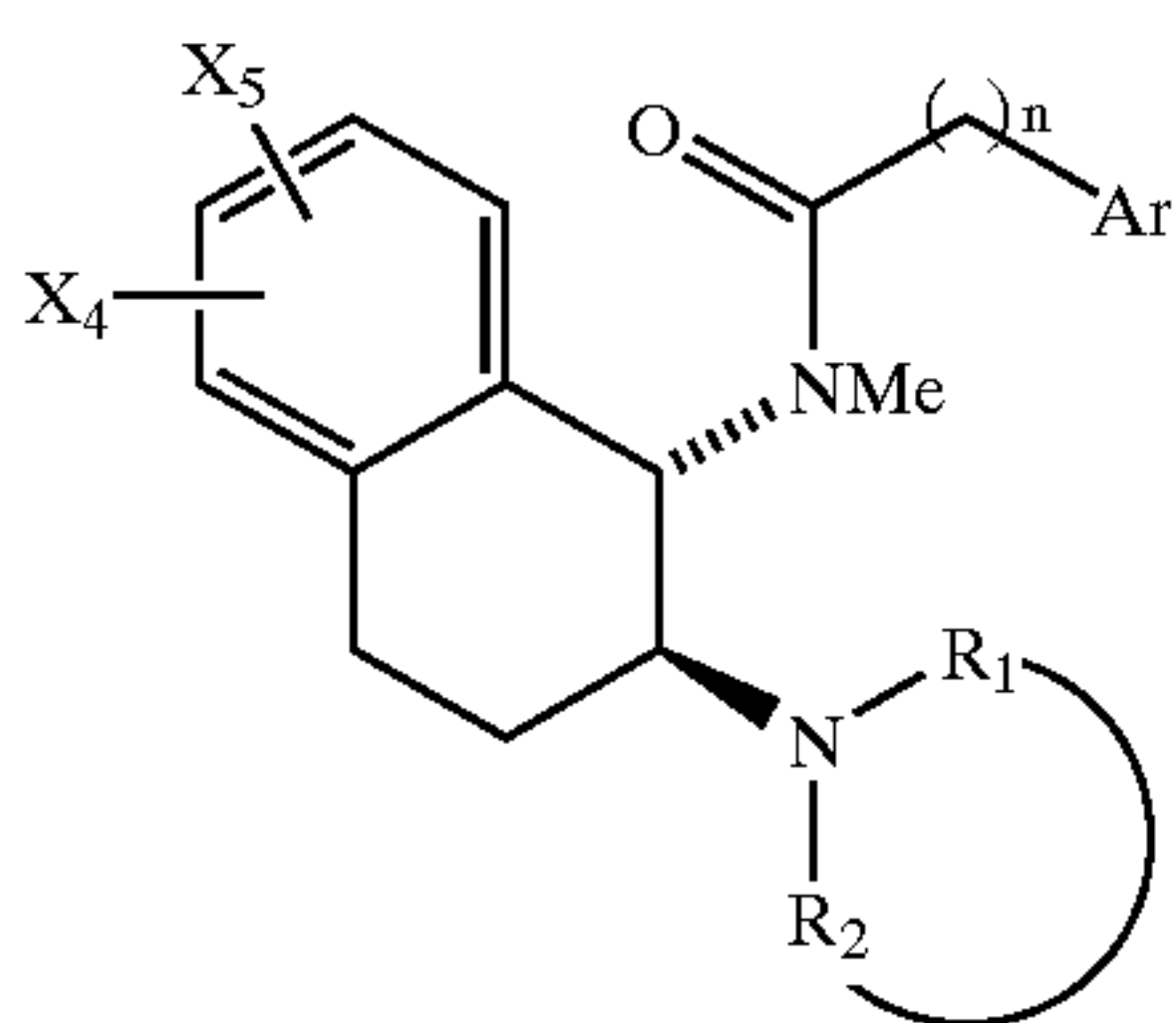
wherein

r=1-20

R₄=-H or -Ac

X₃=-CO₂H; NHSO₂CH₃; NHP(O)(OBn)₂; -NHP(O)(OH)₂; -OP(O)(OBn)₂; or -OP(O)(OH)₂

The compounds of formula II have the following structure:



wherein

n=1-3, where n=1 is preferred

R₁ and R₂ are independently =CH₃; -CH₂)_m, where m=4-8, m=4 is most preferred; -CH₂CH(OH)(CH₂)₂-;

CH₂CH(F)(CH₂)₂-; -(CH₂)₂O(CH₂)₂-; or -(CH₂)₂CH=CHCH₂-;

Ar=unsubstituted or mono- or di-substituted phenyl wherein said substituents are selected from the group

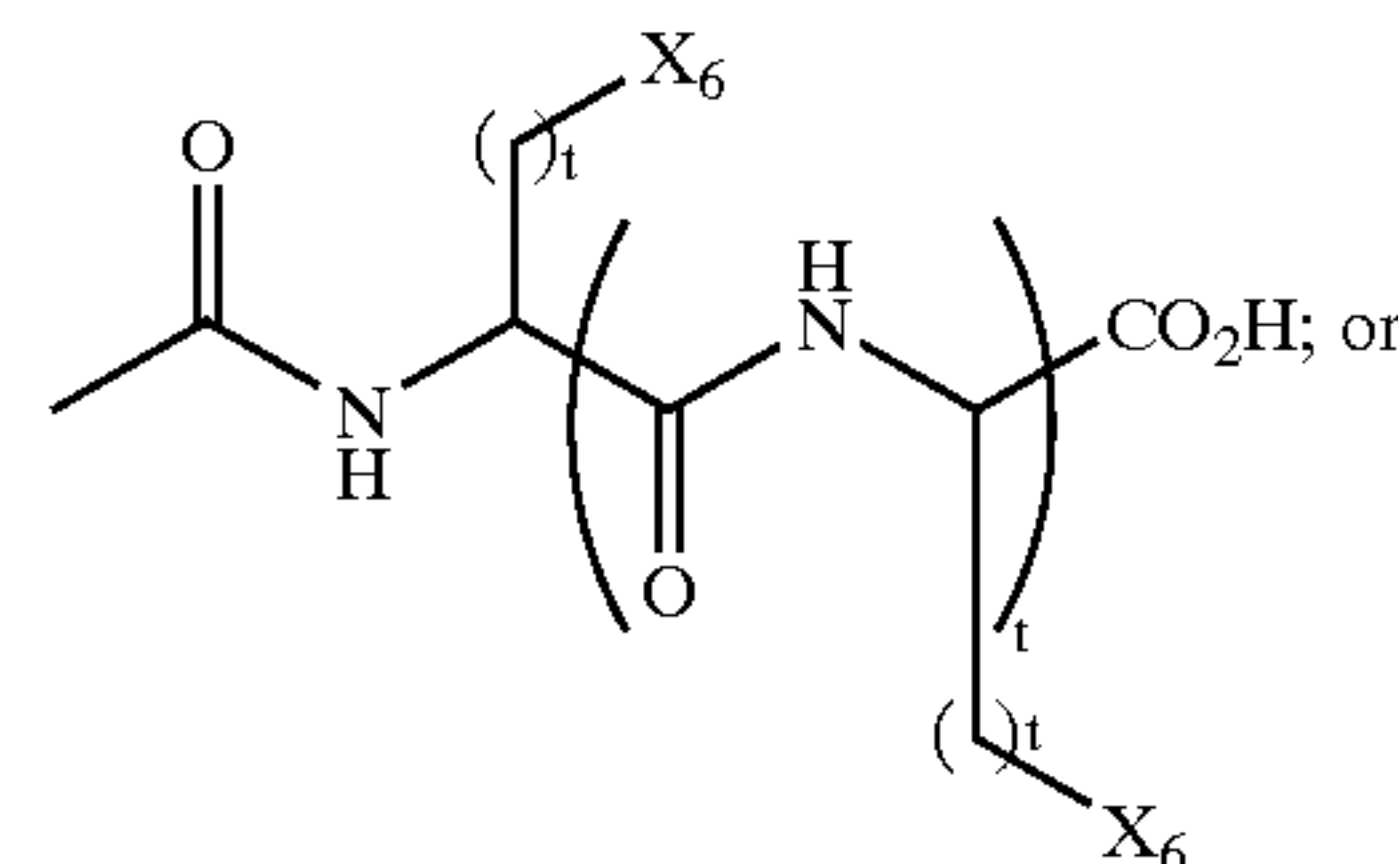
4

consisting of halogen, OCH₃, SO₂CH₃, CF₃amino, alkyl, and 3,4-dichloro; benzothiophenyl; benzofuranyl; naphthyl; diphenyl methyl; or 9-fluorene;

X₄ and X₅ are independently

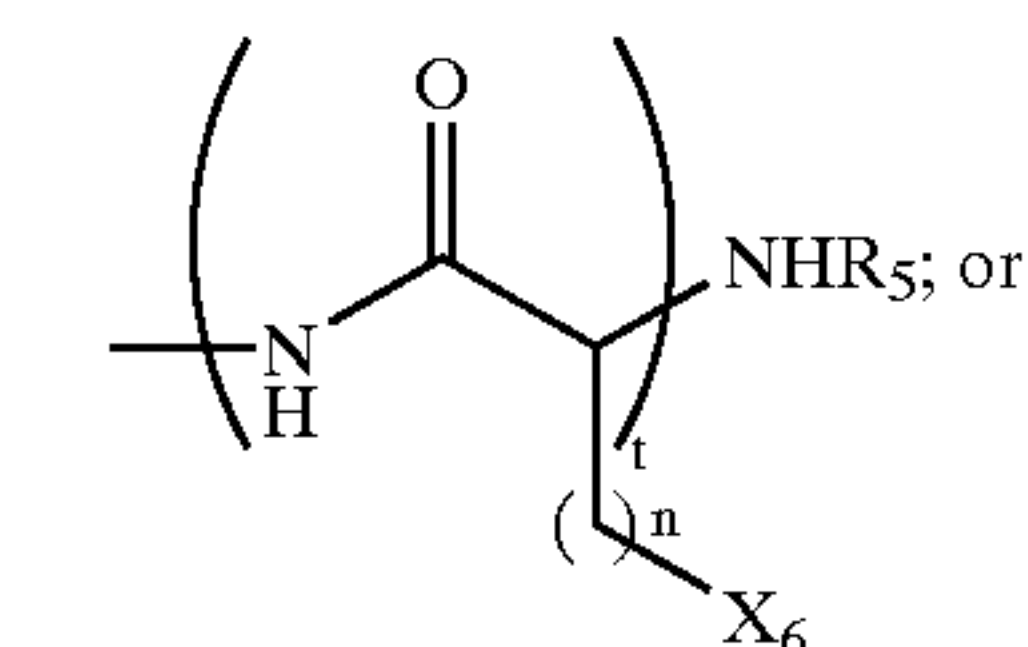
-OP(O)(OBn)₂; -OP(O)(OH)₂; -CO₂H; -SO₃H; -SO₃H; -O(CH₂)CO₂H; NHSO₂CH₃; -CONH(CH₂)_sCO₂H; or -SO₂NH(CH₂)_sCO₂H; wherein s=1-5

or X₄ and X₅ are independently

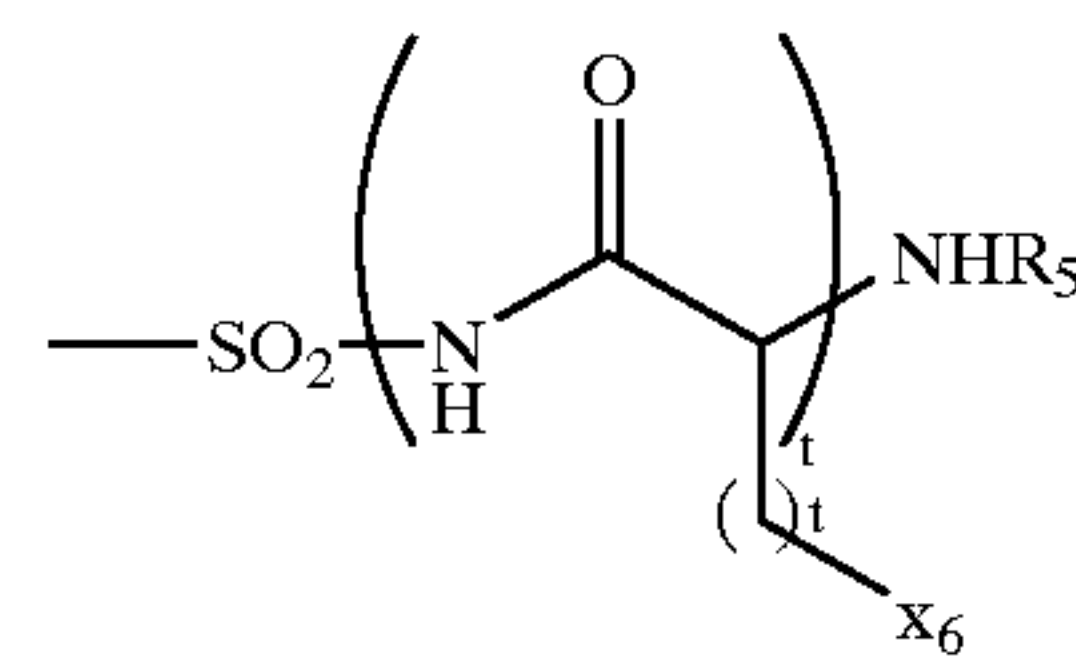


15

20



30



wherein

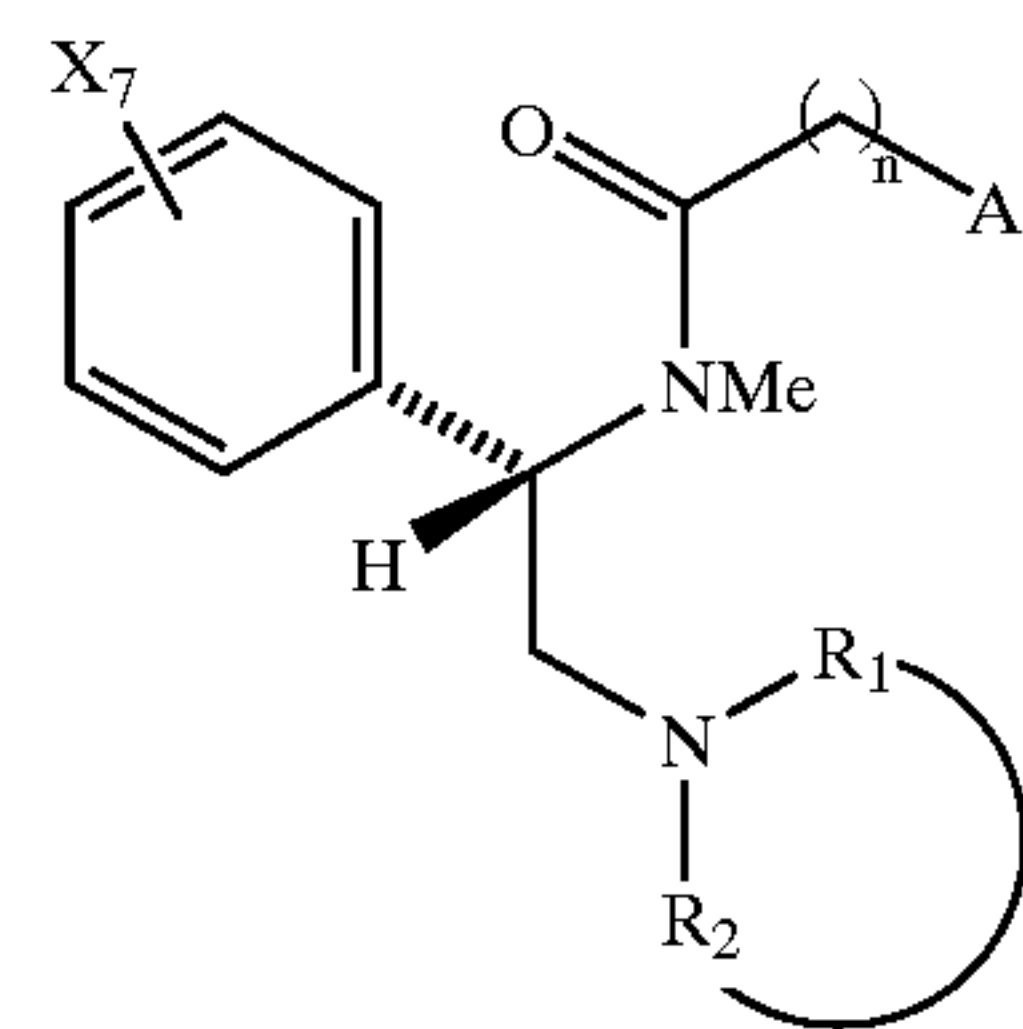
t=1-20

R₅=-H or -Ac

X₆=-CO₂H; NHSO₂CH₃; NHP(O)(OBn)₂; -NHP(O)(OH)₂; -OP(O)(OBn)₂; or -OP(O)(OH)₂

The compounds of formula III have the following structure:

40



(III)

wherein

n=1-3, where n=1 is preferred

R₁ and R₂ are independently =CH₃; -CH₂)_m, where m=4-8, m=4 is most preferred; -CH₂CH(OH)(CH₂)₂-;

CH₂CH(F)(CH₂)₂-; -(CH₂)₂O(CH₂)₂-; or -(CH₂)₂CH=CHCH₂-;

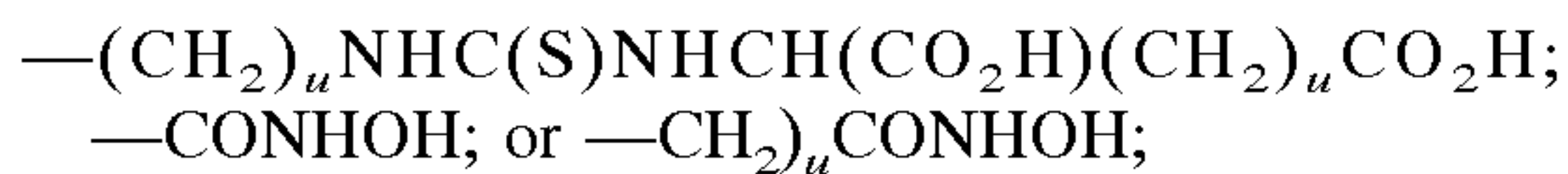
Ar=unsubstituted or mono- or di-substituted phenyl wherein said substituents are selected from the group consisting of halogen, OCH₃, SO₂CH₃, CF₃amino, alkyl, and 3,4-dichloro; benzothiophenyl; benzofuranyl; naphthyl; diphenyl methyl; or 9-fluorene;

X₇ is

NHSO₂CH₃; NHP(O)(OBn)₂; NHP(O)(OH)₂; -(CH₂)_u NHSO₂CH₃;

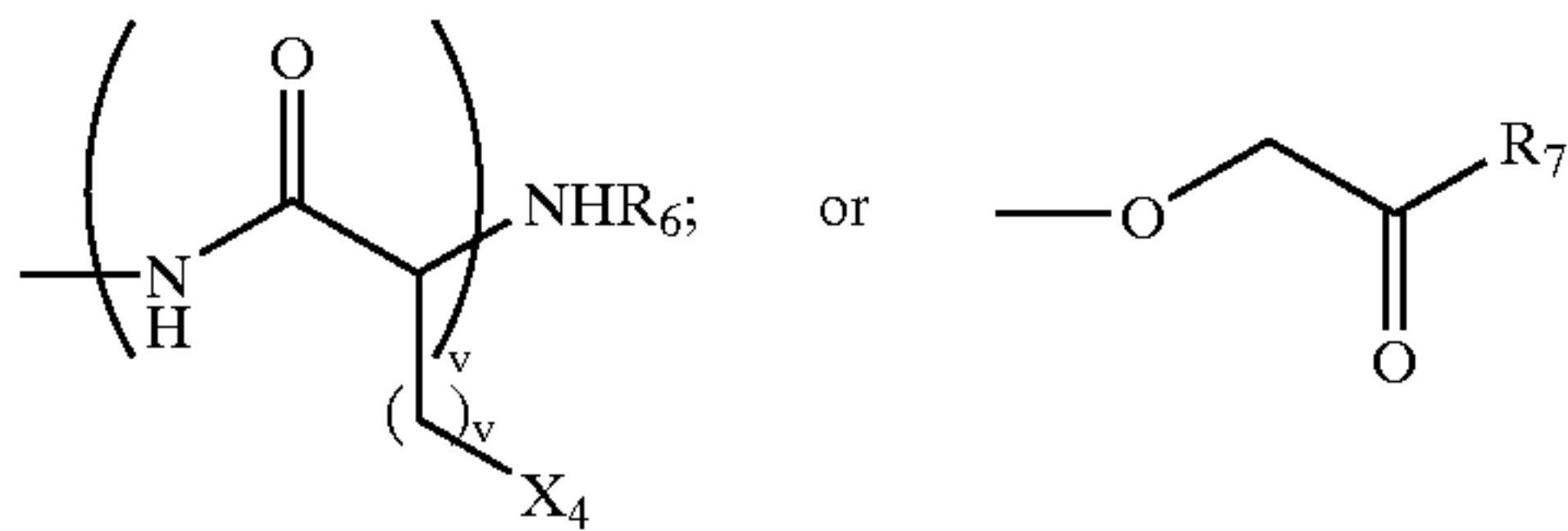
65

5



wherein

u=1-5
or X₇ is



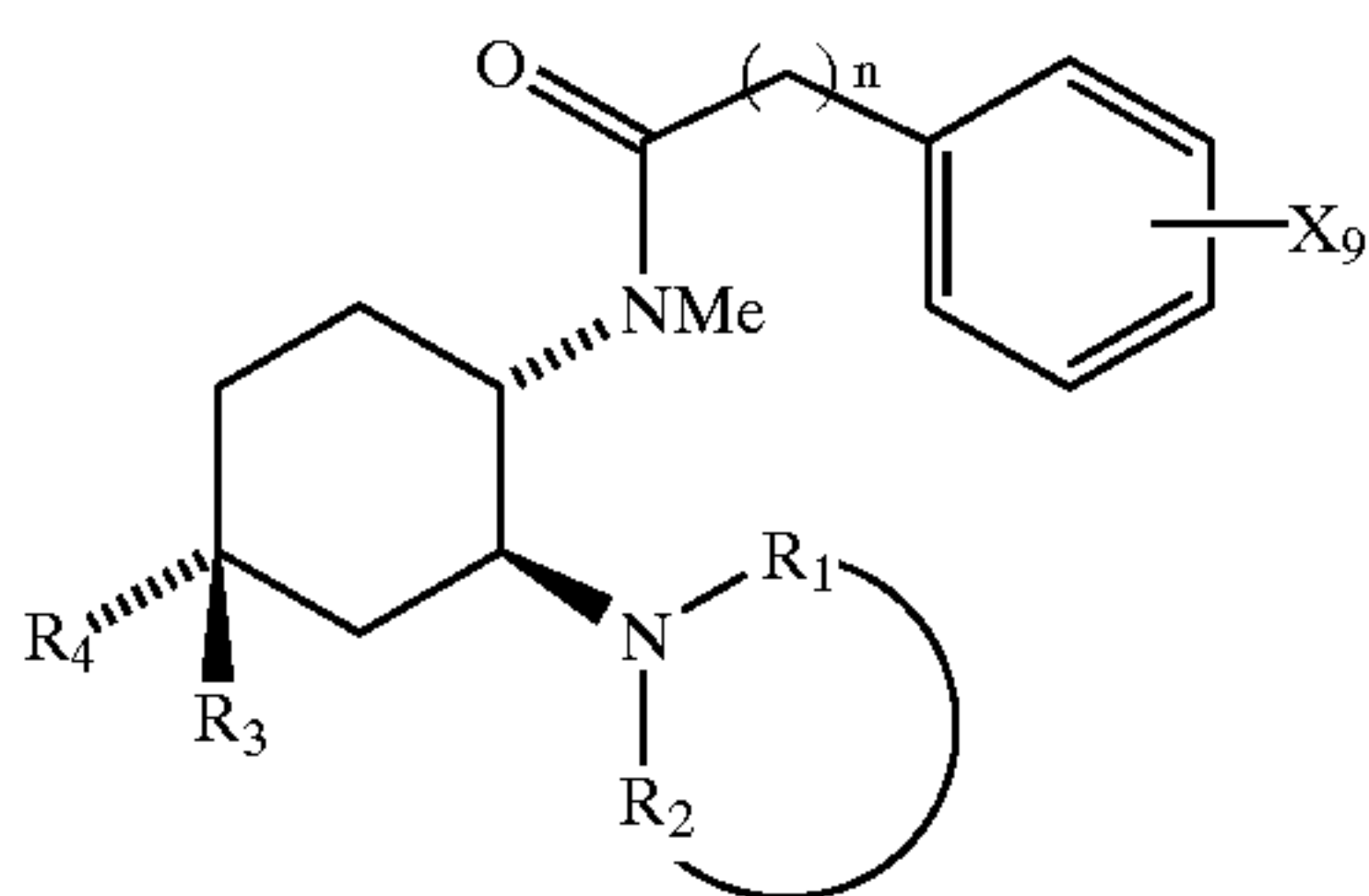
R₆=-H or -Ac;

X₆=-CO₂H; -NHSO₂CH₃; NHP(O)(OBn)₂; -NHP(O)(OH)₂; -OP(O)(OBn)₂; or -OP(O)(OH)₂;

R₇=-NH(CH₂)_vCO₂H; -NH(CH₂)_vCH(NH₂)(CO₂H);
-NHCH(CO₂H)(CH₂)_vNH₂; -NH(CH₂)_vSO₃H;
-NH(CH₂)_vPO₃H₂; -NH(CH₂)_vNHC(NH)NH₂; or
-NHCH(CO₂H)(CH₂)CO₂H; and

v=1-20.

The compounds of formula IV have the following structure:



wherein

n=1-3, where n=1 is preferred

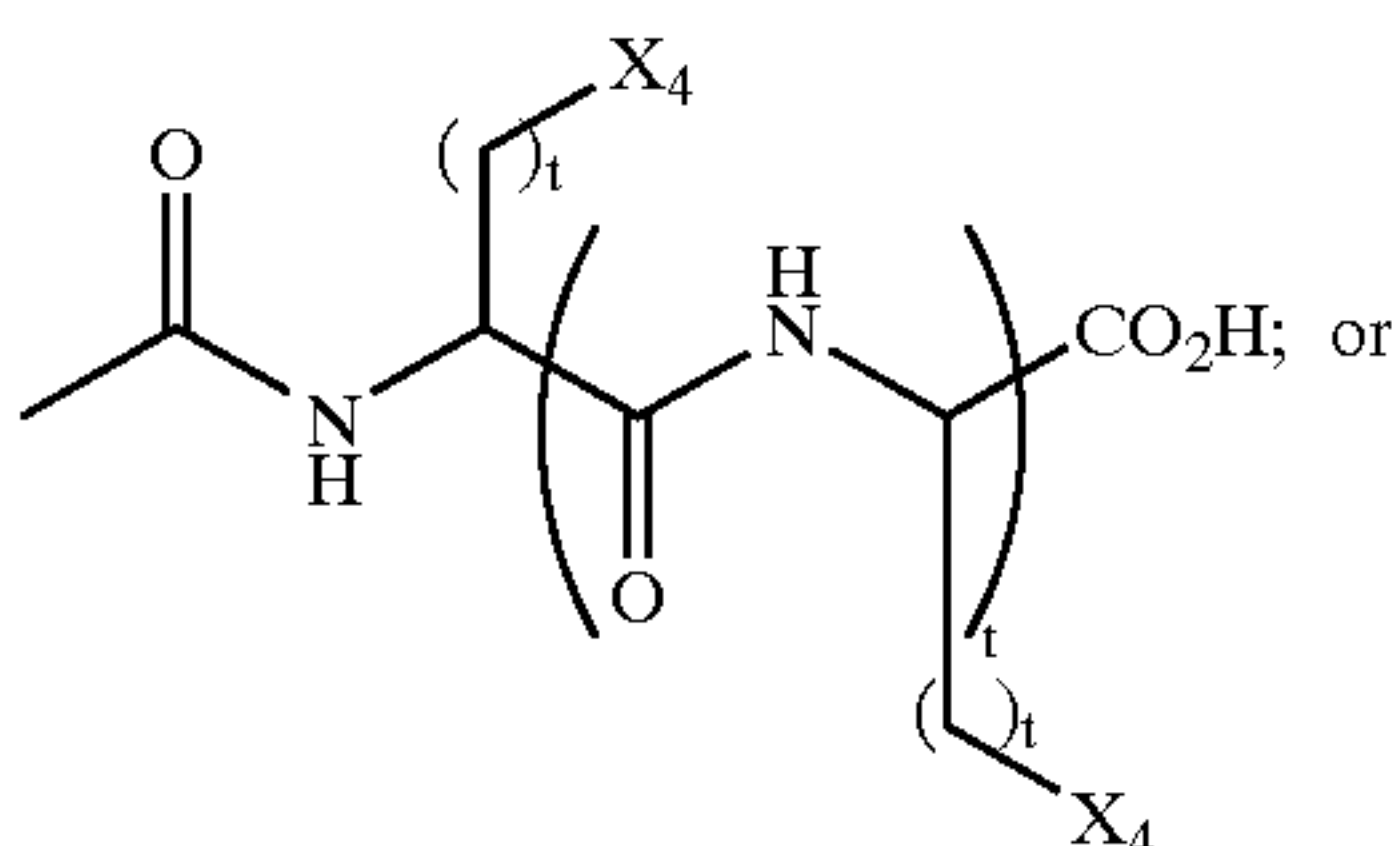
R₁ and R₂ are independently =CH₃; -CH₂)_m, where
m=4-8, m=4 is most preferred; -CH₂CH(OH)
(CH₂)₂-;
CH₂CH(F)(CH₂)₂-; -(CH₂)₂O(CH₂)₂-; or
-(CH₂)₂CH=CHCH₂-;

R₃ and R₄ are independently H; OCH₃; alkyl; or c-O
(CH₂)₂;

X₉=1-4 substituents selected from the groups consists of
-halogen; -CF₃; -OCH₃; -SO₂NH(CH₂)_qCO₂H;
-CONH(CH₂)_qCO₂H;
-NH₂; -NHSO₂CH₃; -NHP(O)(OBn)₂; NHP(O)
(OH)₂; -SO₂CH₃;
-OP(O)(Obn)₂; -OP(O)(OH)₂; -CO₂H;
-O(CH₂)_qCO₂H; -O(CH₂)_qSO₃H,
-O(CH₂)_qOPO₃H₂; wherein

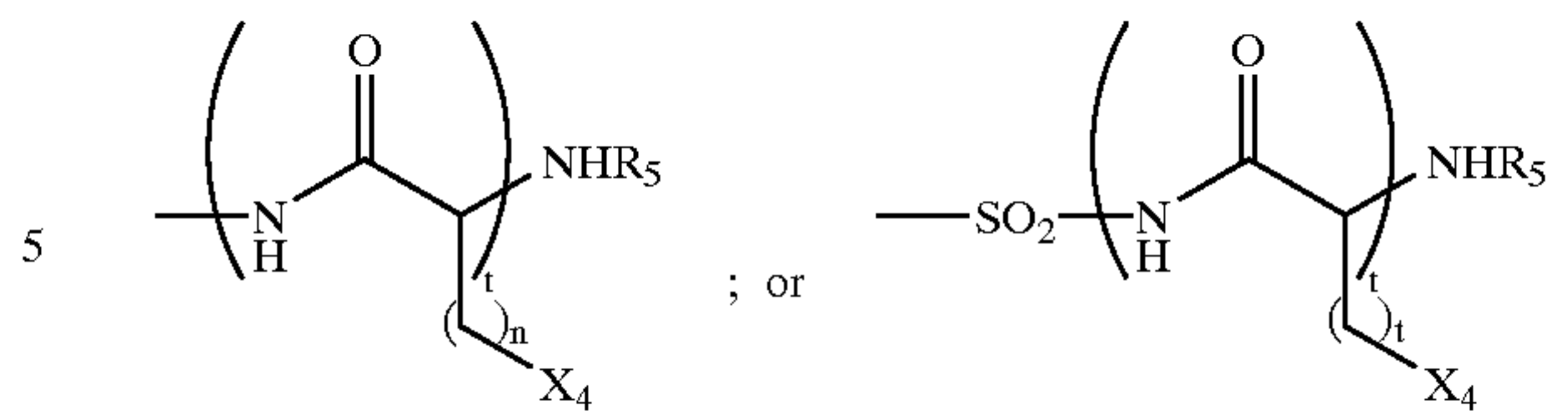
q=1-20.

or X₉ is



6

-continued



wherein

t=1-20

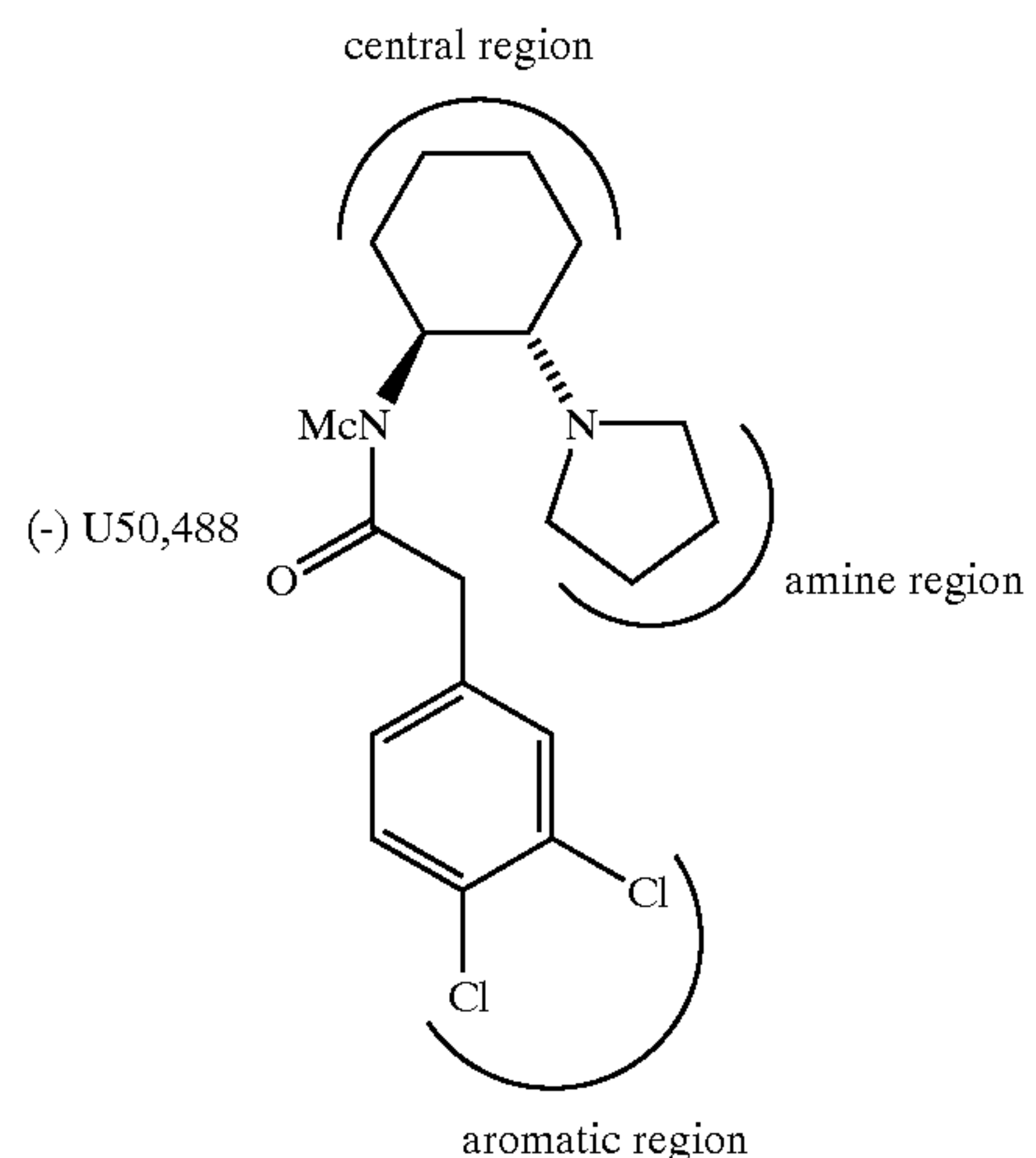
R₅=-H or -Ac

X₆=-CO₂H; -NHSO₂CH₃; -NHP(O)(OBn)₂; NHP
(O)(OH)₂; -OP(O)(Obn)₂; or -P(OH)₂.

DETAILED DESCRIPTION OF THE INVENTION

Peripherally-acting κ agonists can be prepared by the attachment of polar groups to non-peptide κ opioid receptor selective agonists, such as the arylacetamides. In designing the peripherally-acting ligands, the introduction of the polar groups may result is either retention or enhancement of antinociceptive potency and selectivity and also may increase the polarity of the ligand sufficient to produce or eliminate CNS penetration across the blood-brain barrier (BBB). Thus the identity and the positioning of the polar group(s) are important.

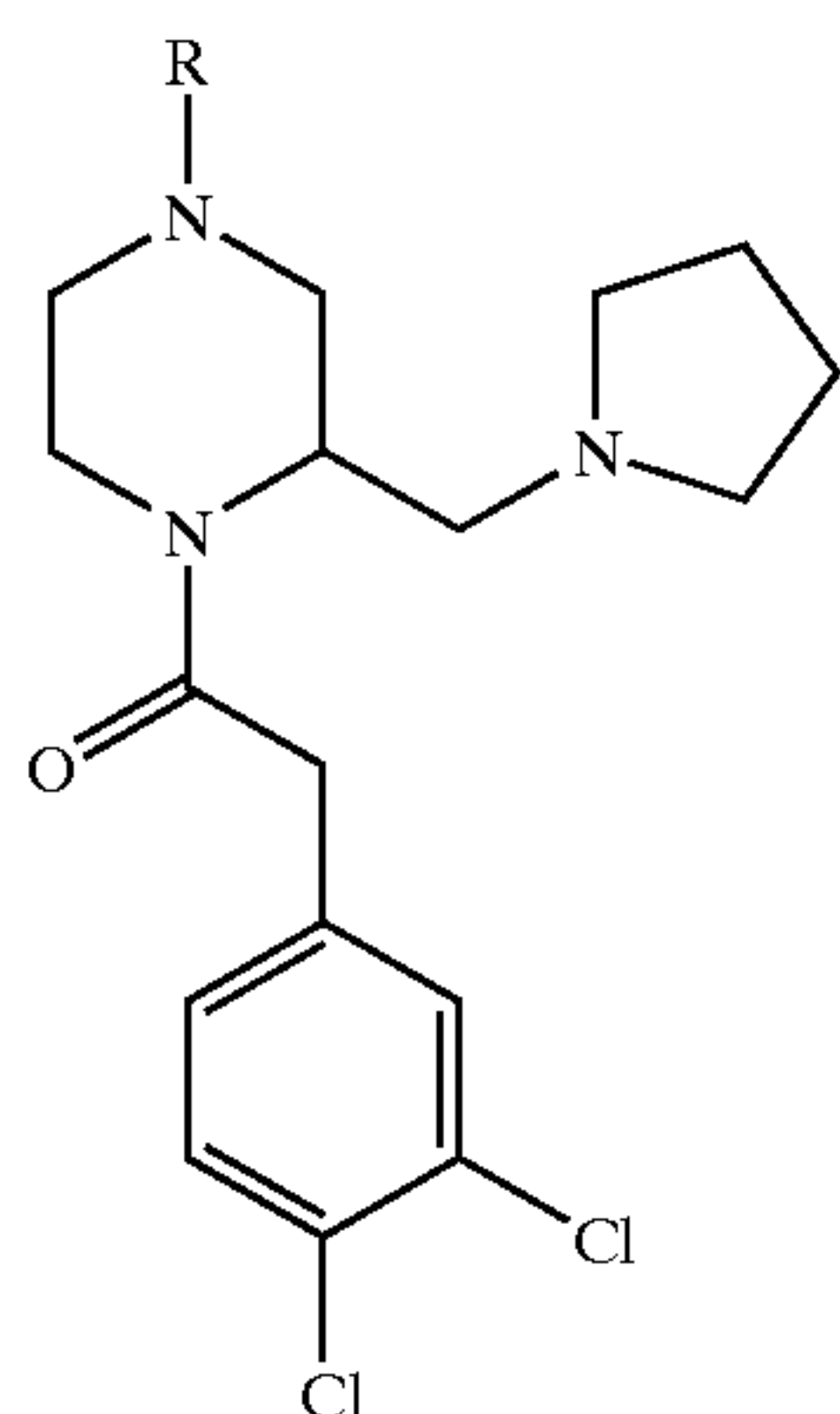
Using the prototypic arylacetamide, U50,488, as an example, the arylacetamide pharmacophore can be divided into three regions: the aromatic region, the central region, and the amine region. All three regions represent potential positions for the attachment of polar groups.



Compounds of formula (I) of the present invention are made as follows.

A series of novel compounds were made based on the class of arylacetamides reported by Glaxo (J. Med. Chem 1993, 36, 2075). Specifically, compound 1 can be deprotected to yield intermediate 2, which can be derivatized by the attachment of a variety of polar groups (Scheme 1).

7



Glaxo series

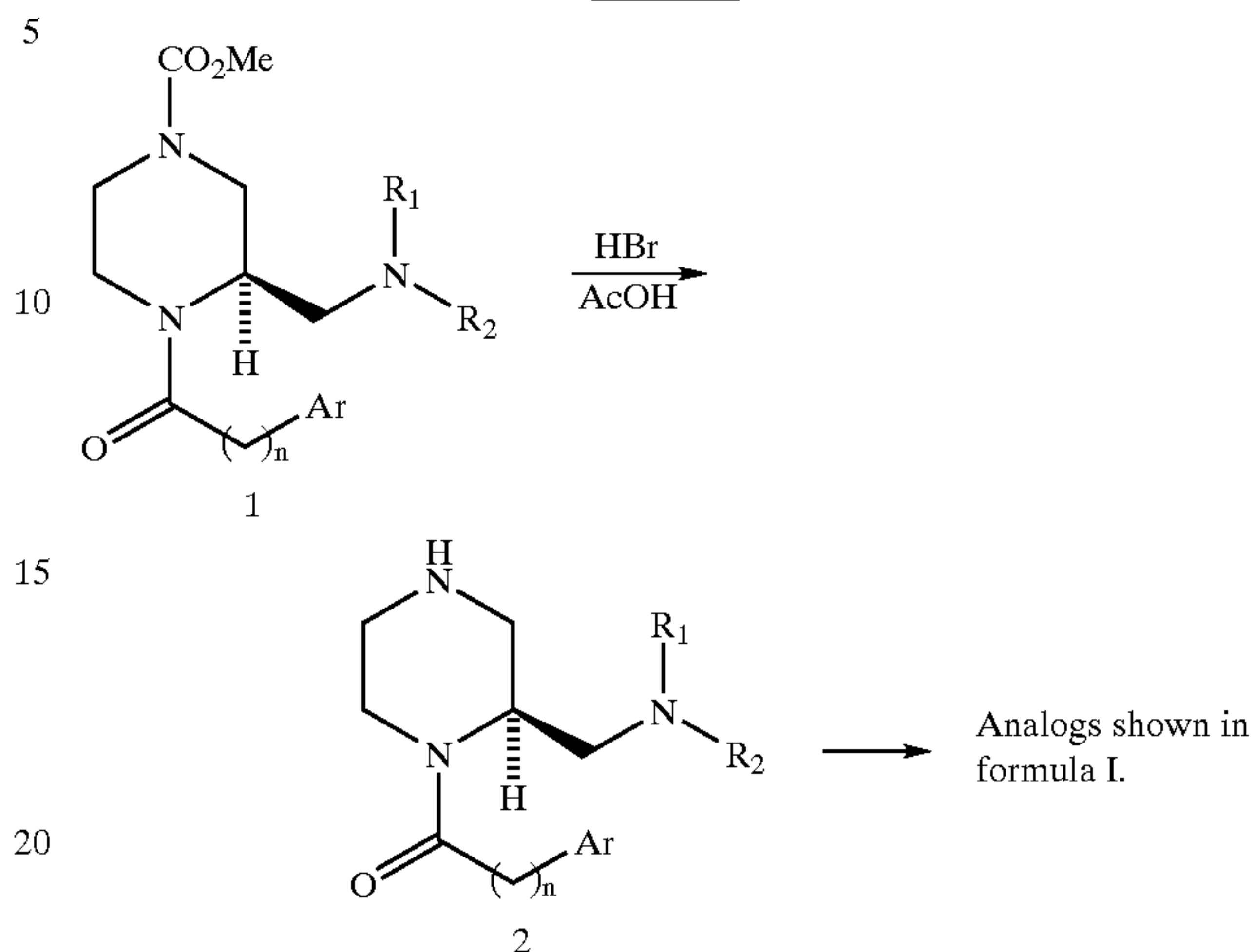
The 3'-substituted series can be prepared via Scheme 2. The reduction of the Schiff base intermediate formed during the cyclization to 6 is expected to be stereoselective due to the directing effect of the neighboring hydroxymethyl group. Both intermediates 11 and 12 can be derivatized to confer peripheral selectivity.

The 5'-substituted series can be prepared via Schemes 3 and 4. Starting from N-t-Boc-O-MEM-D-serine, the 5'-(S)

8

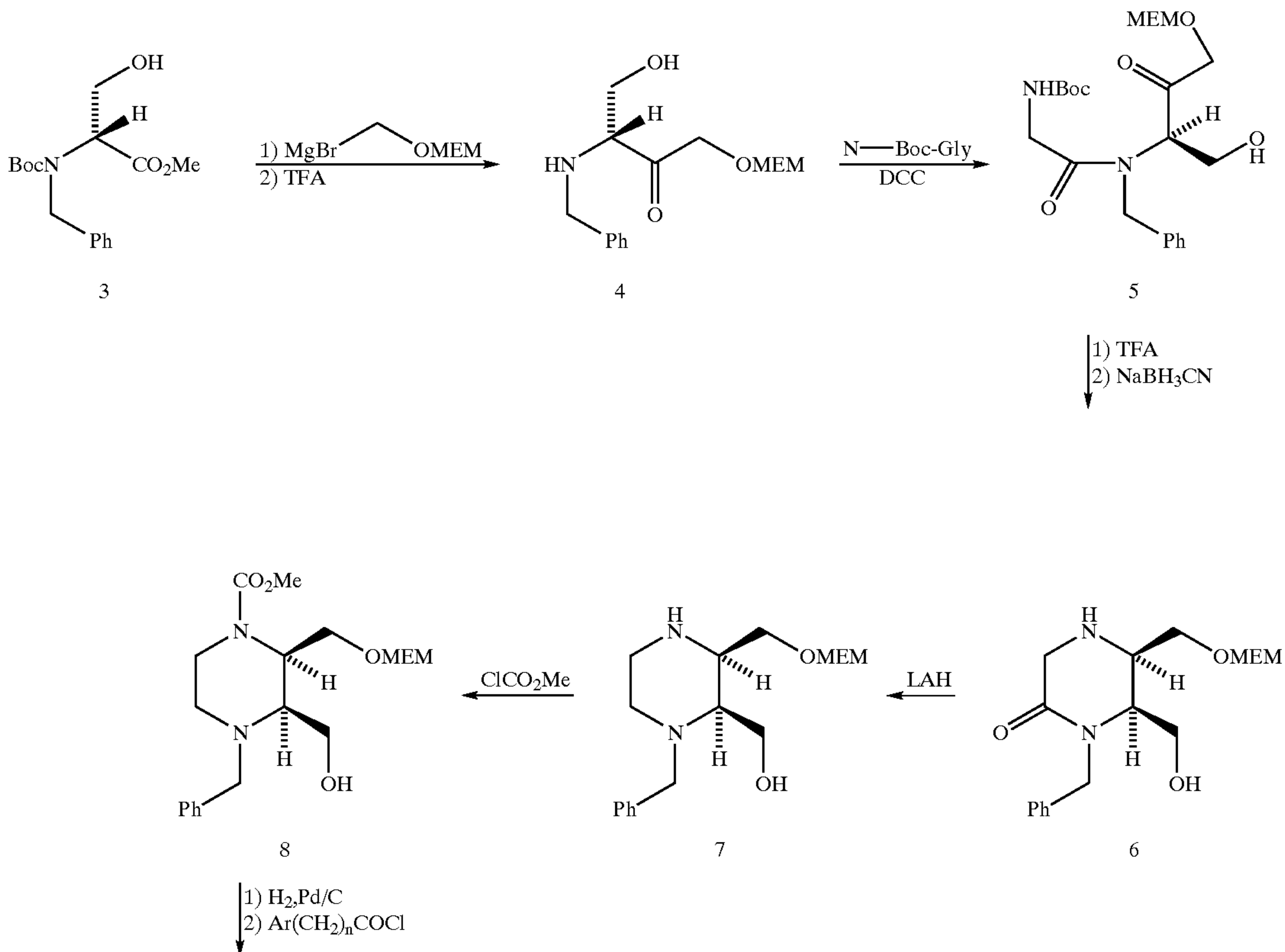
series can be prepared, and starting from from N-t-Boc-O-MEM-L-serine allows the preparation of the 5'-(R) series.

Scheme 1



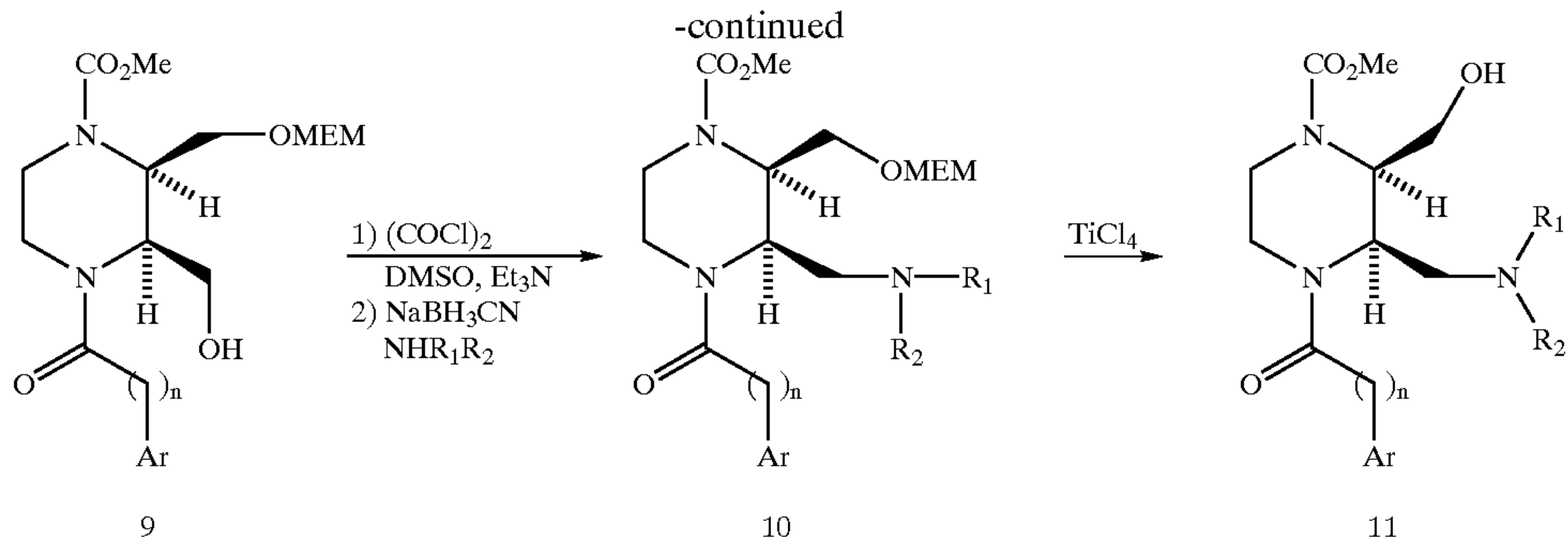
wherein Ar, R₁R₂, and n are defined in formula I.

Scheme 2

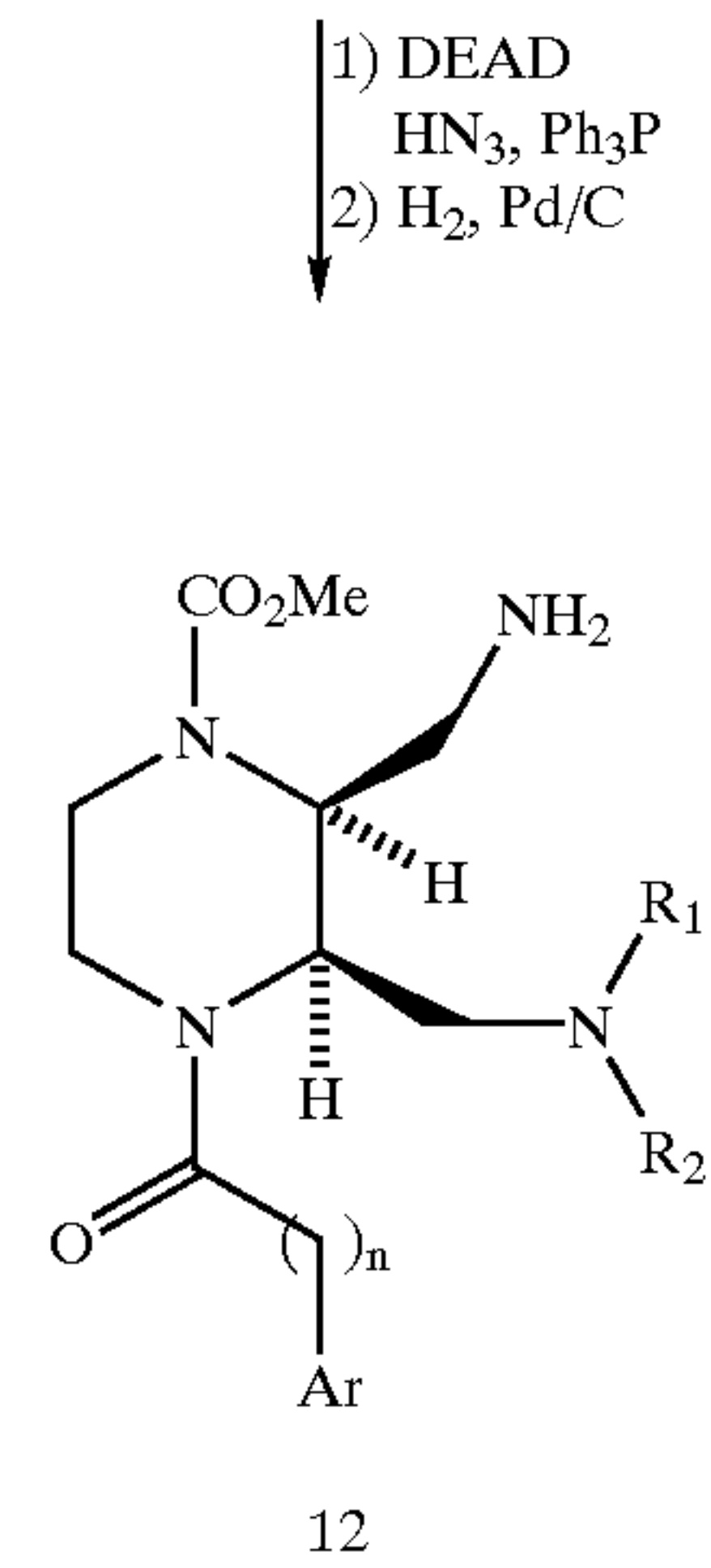


9

10

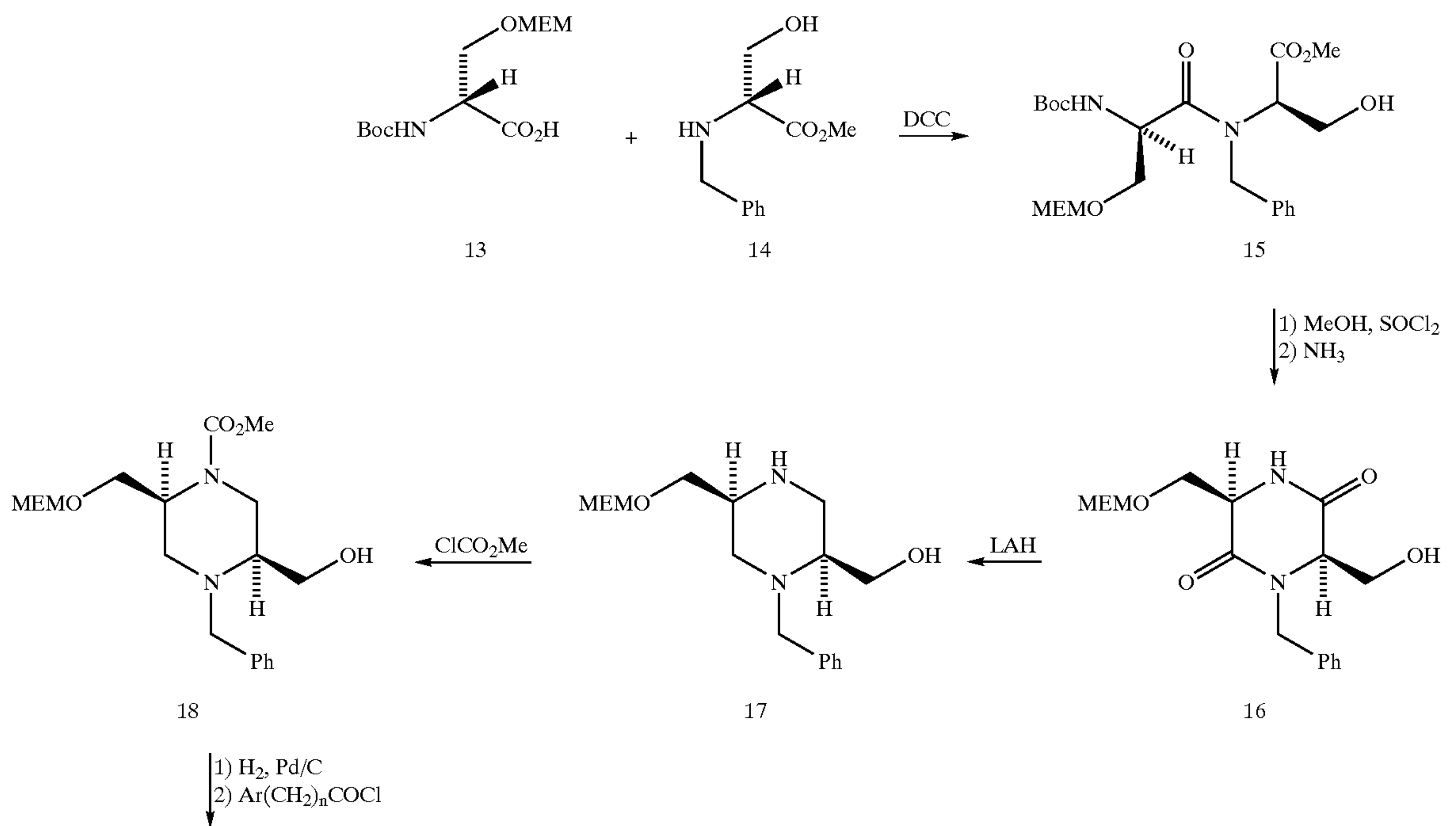


Analogs shown in formula I.



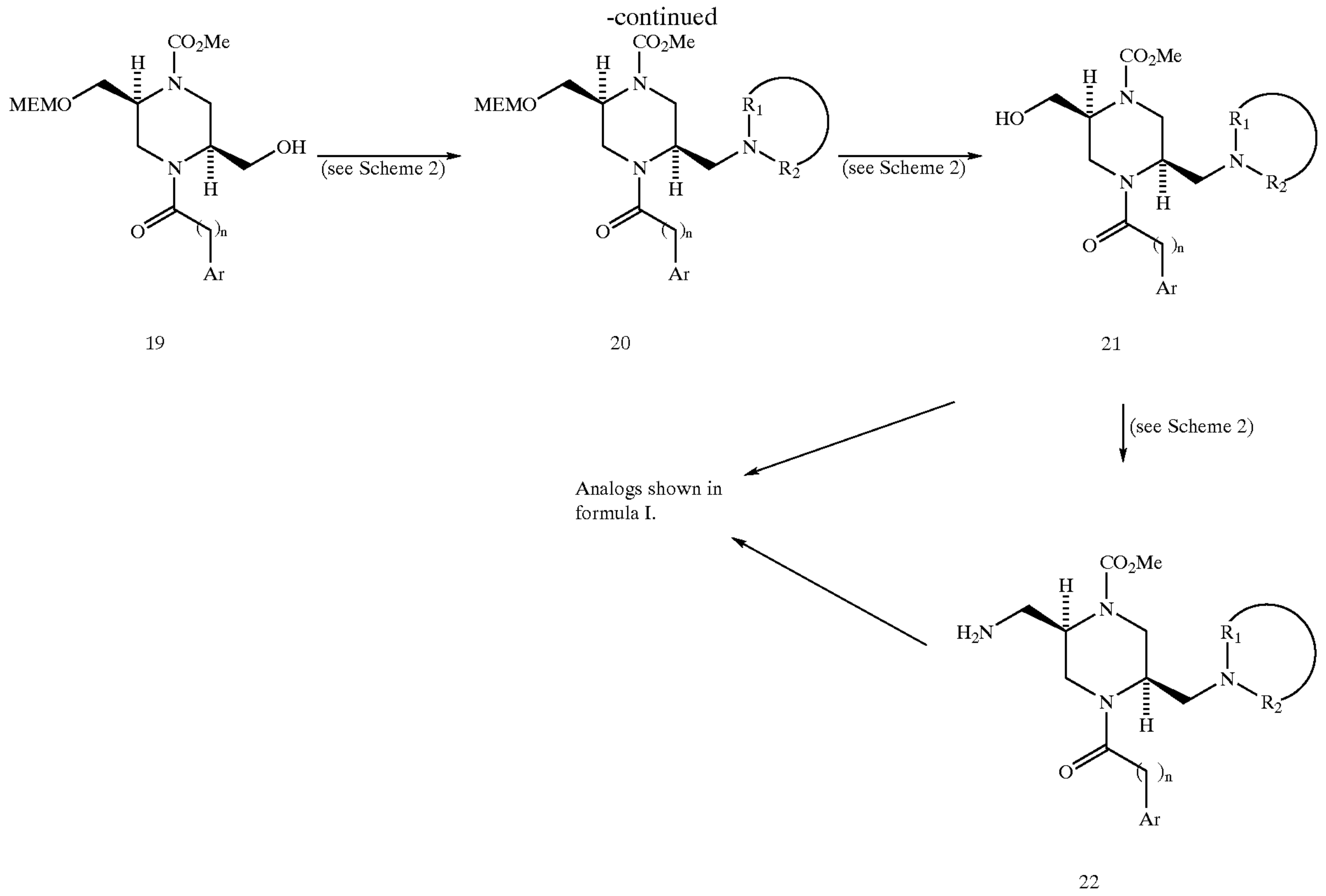
wherein Ar, R₁, R₂, and n are as defined in formula I.

Scheme 3

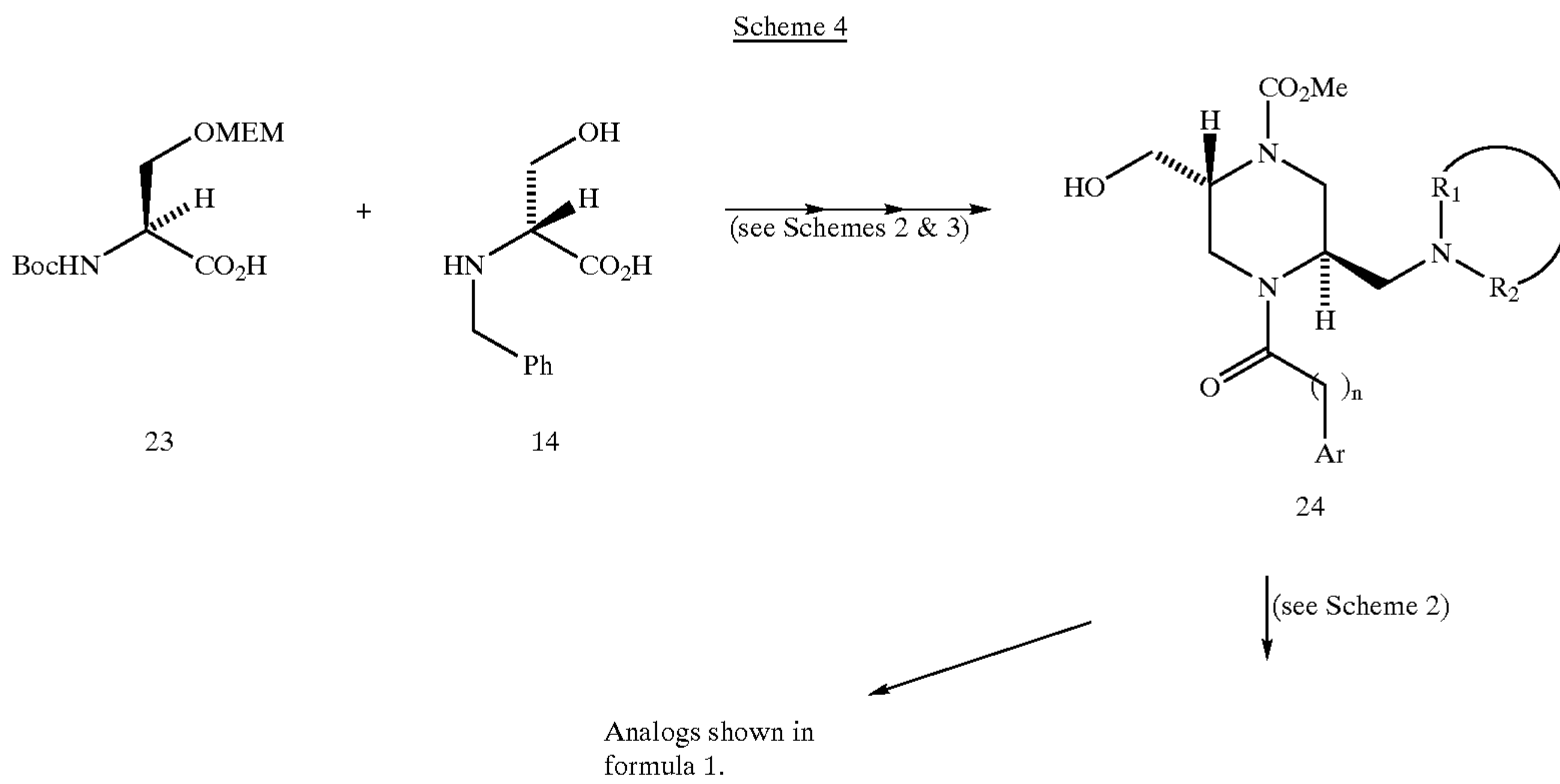


11

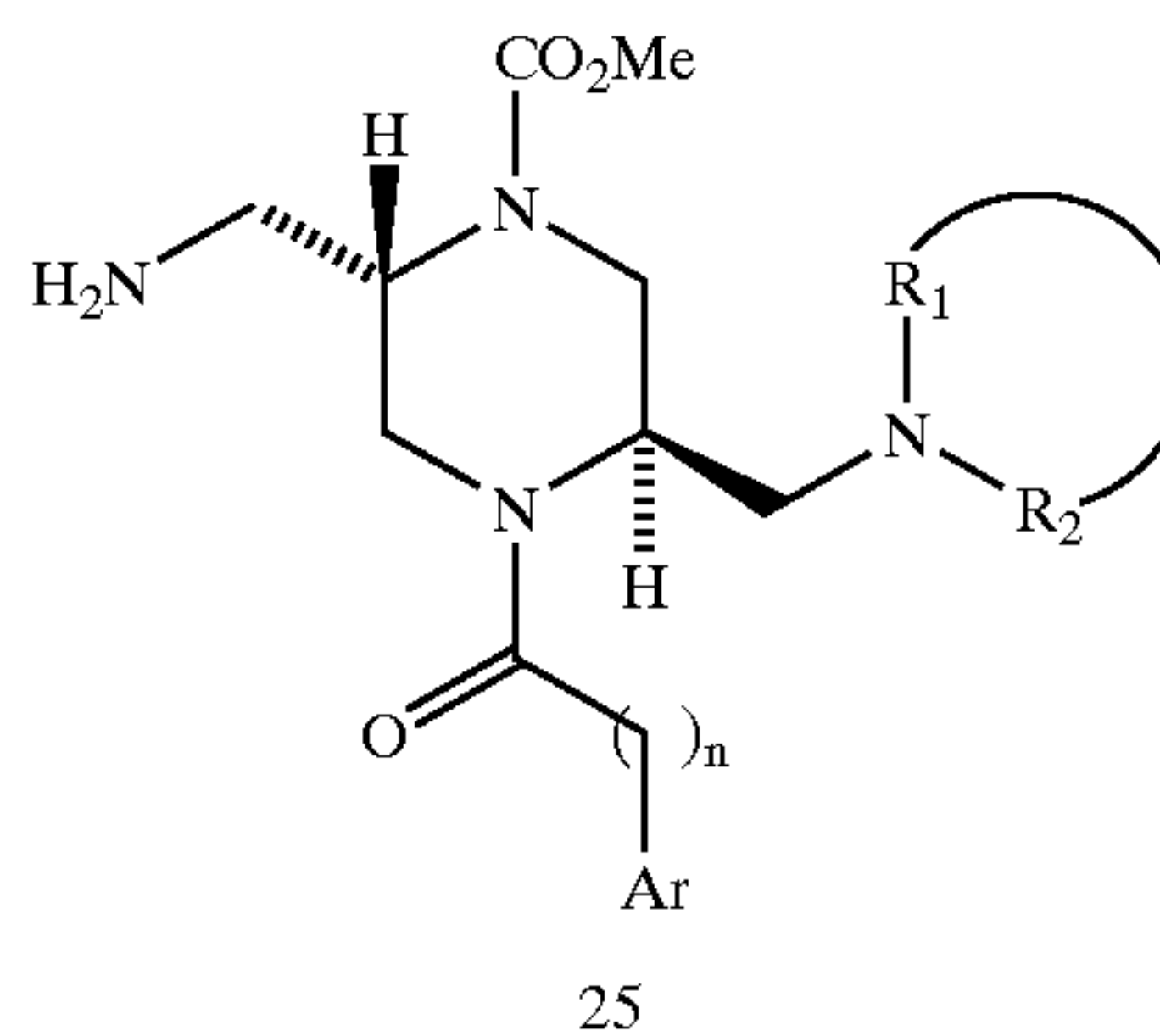
12



wherein Ar, R₁, R₂, and n are as defined in formula I.



-continued



wherein Ar, R₁R₂, and n are as defined in formula I.

Using Schemes 1-4 the following example compounds are made.

Intermediate 3 can be treated with t-butyl bromoacetate and deprotected to produce {4-[1-(3,4-Dichlorophenyl)acetyl-2R-(1-pyrrolidinyl)-methyl] piperazinyl}acetic acid (26).

Intermediate 3 can be reacted with methane sulfonyl chloride to produce [1-(3,4-Dichlorophenyl)acetyl-4-methanesulfonyl-2R-(1-pyrrolidinyl)methyl] piperazine (27).

Intermediate 3 can be coupled to N-t-Boc-L-aspartic acid β-benzyl ester and deprotected to produce [4-5-Aspartic acid-α-amido-1-(3,4-dichlorophenyl)acetyl-2R-(1-pyrrolidinyl)methyl] piperazine (28).

Intermediate 11 can be treated with t-butyl bromoacetate and deprotected to produce Methyl-[2R-(O-2-acetic acid) hydroxymethyl-4-(3,4-dichlorophenyl acetyl-3R-(1-pyrrolidinyl)methyl]-1-piperazinecarboxylate (29).

Intermediate 11 can be coupled to N-t-Boc-L-aspartic acid-β-benzyl ester and deprotected to produce Methyl-[2R-(O-5-aspartic acid-α-acetyl)hydroxymethyl-4-(3,4-dichlorophenyl)acetyl-3R-(1-pyrrolidinyl)methyl]-1-piperazinecarboxylate (30).

Intermediate 12 can be treated with methanesulfonyl chloride to produce Methyl-[4-(3,4-dichlorophenyl)acetyl-2R-(N-methanesulfonylamino)aminomethyl-3R-(1-pyrrolidinyl)methyl]-1-piperazinecarboxylate (31).

Intermediate 12 can be coupled to 2S-isothiocyanato-succinic acid-debenzyl ester and deprotected to yield Methyl-{4-[3,4-dichlorophenyl] acetyl-3R-[1-pyrrolidinyl] methyl-2R-[N-(succinic acid-2S-thioureido)] aminomethyl}-1-piperazinecarboxylate (32).

Intermediate 21 can be treated with t-butyl bromoacetate and deprotected to produce Methyl-[2S-(O-2-acetic acid) hydroxymethyl-4-(3,4-dichlorophenyl)acetyl-5R-(1-pyrrolidinyl)methyl]-1-piperazinecarboxylate (33).

Intermediate 21 can be coupled to N-t-Boc-L-aspartic acid-β-benzyl ester and deprotected to produce Methyl-[2S-(O-5-aspartic acid-α-acetyl)hydroxymethyl-4-(3,4-dichlorophenyl)acetyl-5R-(1-pyrrolidinyl)methyl]-1-piperazinecarboxylate (34).

Intermediate 22 can be treated with methanesulfonyl chloride to produce Methyl-[4-(3,4-dichlorophenyl)acetyl-2S-(N-methanesulfonylamino)aminomethyl-5R-(1-pyrrolidinyl) methyl]-1-piperazinecarboxylate (35).

Intermediate 22 can be coupled to 2S-isothiocyanato-succinic acid-dibenzyl ester and deprotected to yield Methyl-{4-[3,4-dichlorophenyl] acetyl-5R-[1-pyrrolidinyl] methyl-2S-[N-(succinic acid-2S-thioureido)] aminomethyl}-1-piperazinecarboxylate (36).

The 2R isomers of 33-34 and 35-36 can be prepared from intermediates 24 and 25, respectively to produce

15

Methyl-[2R-(O-2-acetic acid)hydroxymethyl-4-(3,4-dichlorophenyl)acetyl-5R-(1-pyrrolidinyl)methyl]-1-piperazinecarboxylate (37).

20

Methyl-[2R-(O-5-aspartic acid-α-acetyl)hydroxymethyl-4-(3,4-dichlorophenyl)acetyl-5R-(1-pyrrolidinyl)methyl]-1-piperazinecarboxylate (38).

25

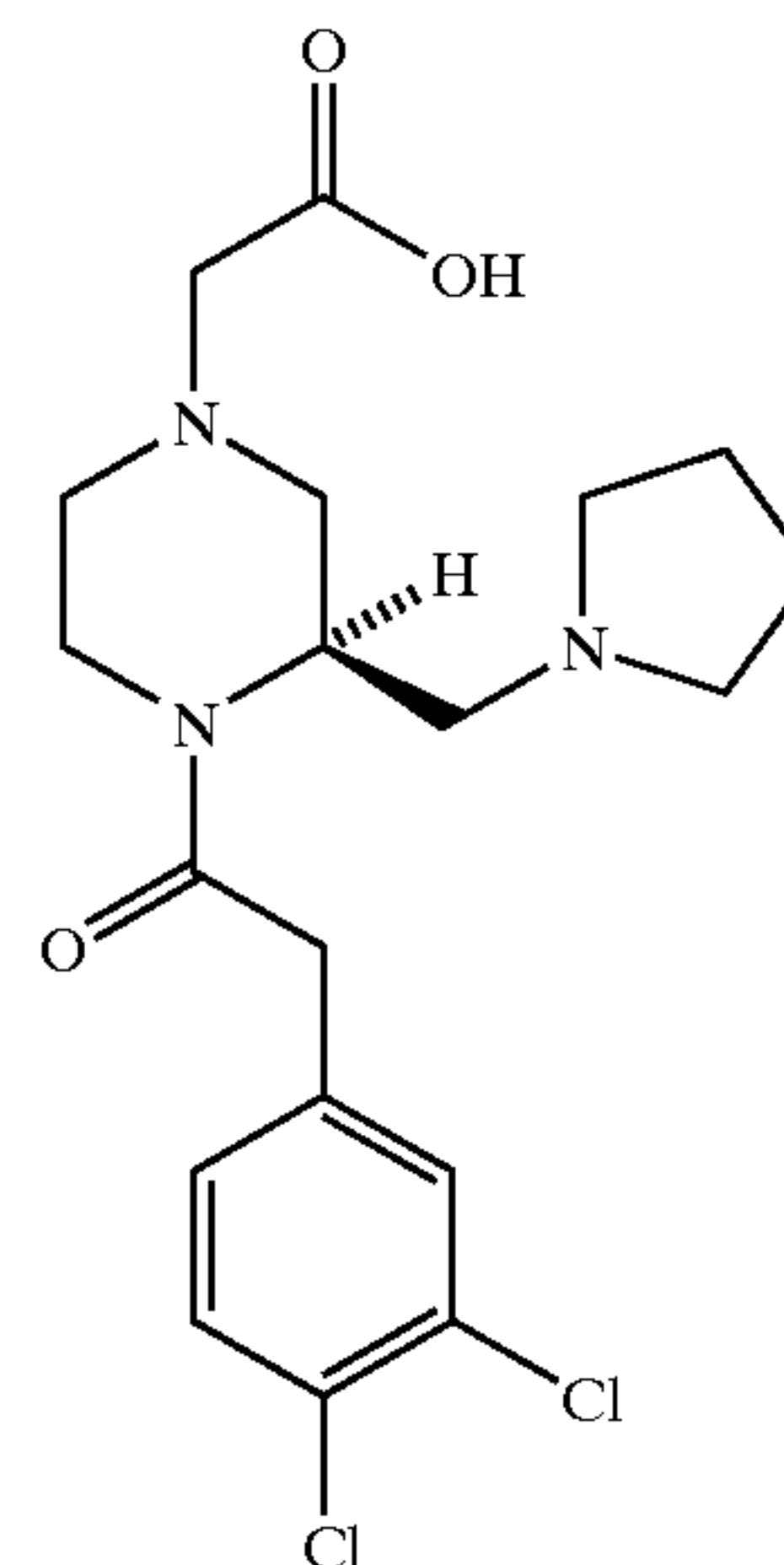
Methyl-[4-(3,4-dichlorophenyl)acetyl-2R-(N-methanesulfonylamino)aminomethyl-5R-(1-pyrrolidinyl)methyl]-1-piperazinecarboxylate (39).

25

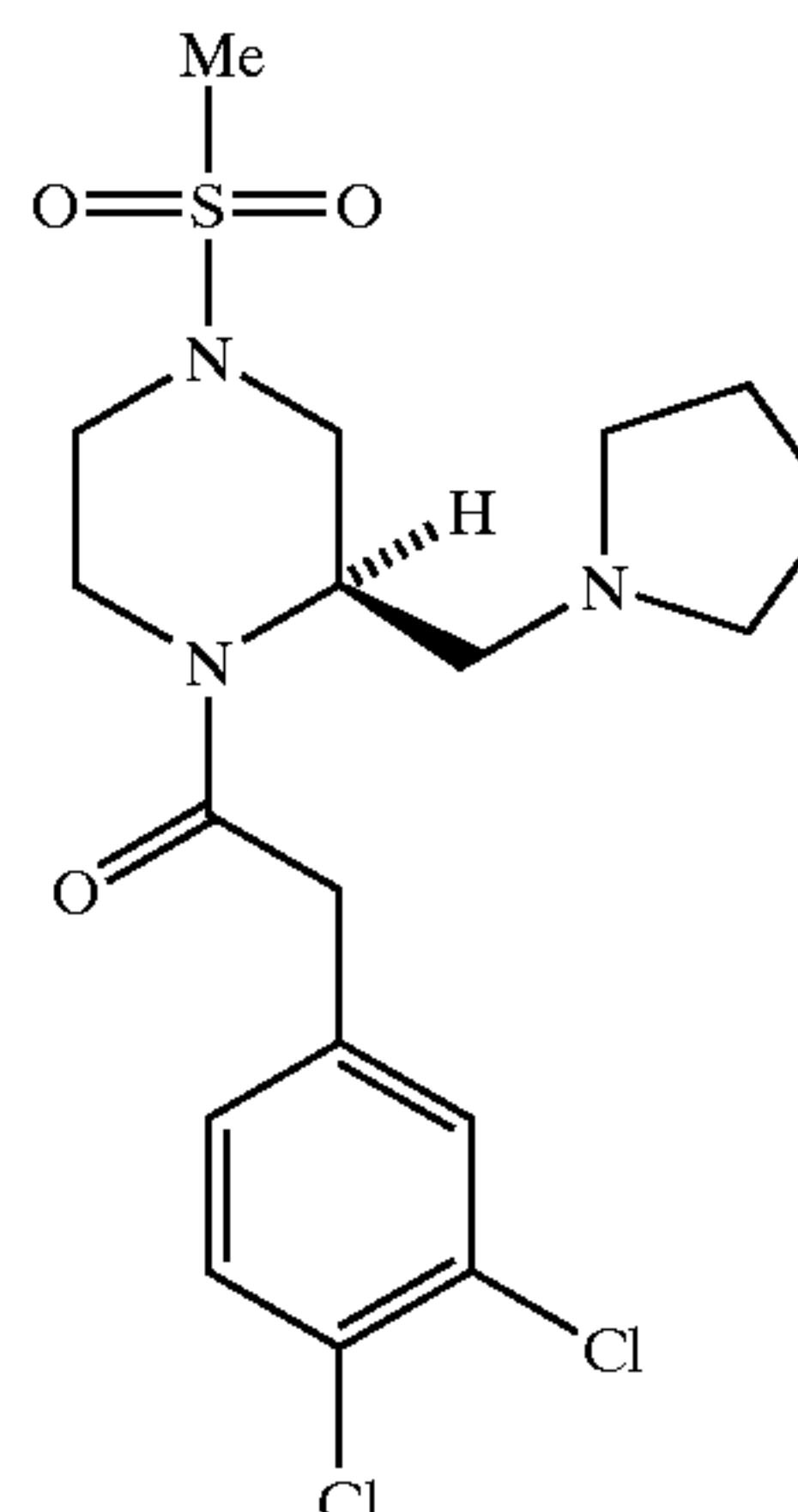
Methyl-{4-[3,4-dichlorophenyl] acetyl-5R-[1-pyrrolidinyl] methyl-2R-[N-(succinic acid-2S-thioureido)] aminomethyl}-1-piperazinecarboxylate (40).

The corresponding structural formulas are shown hereunder.

26

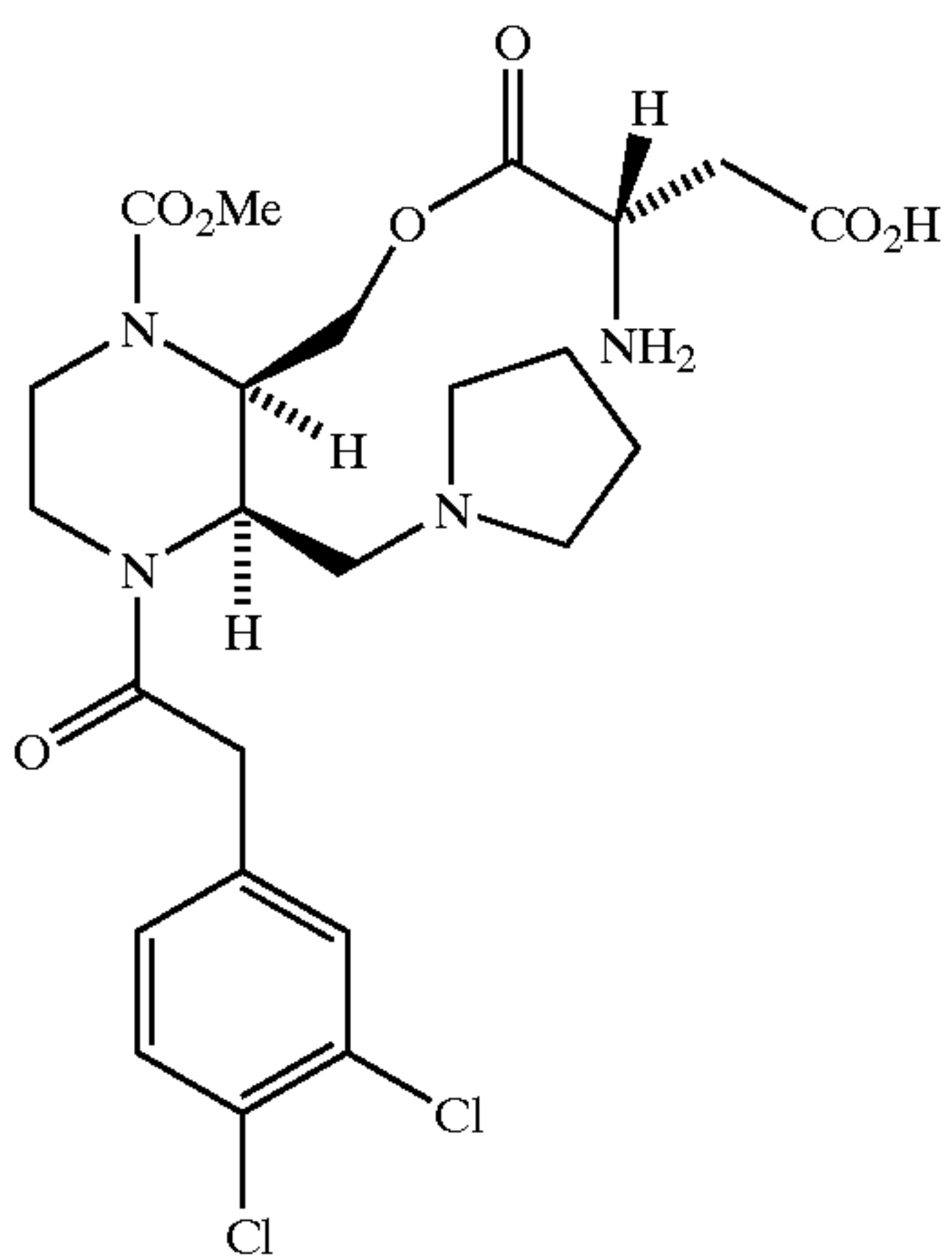
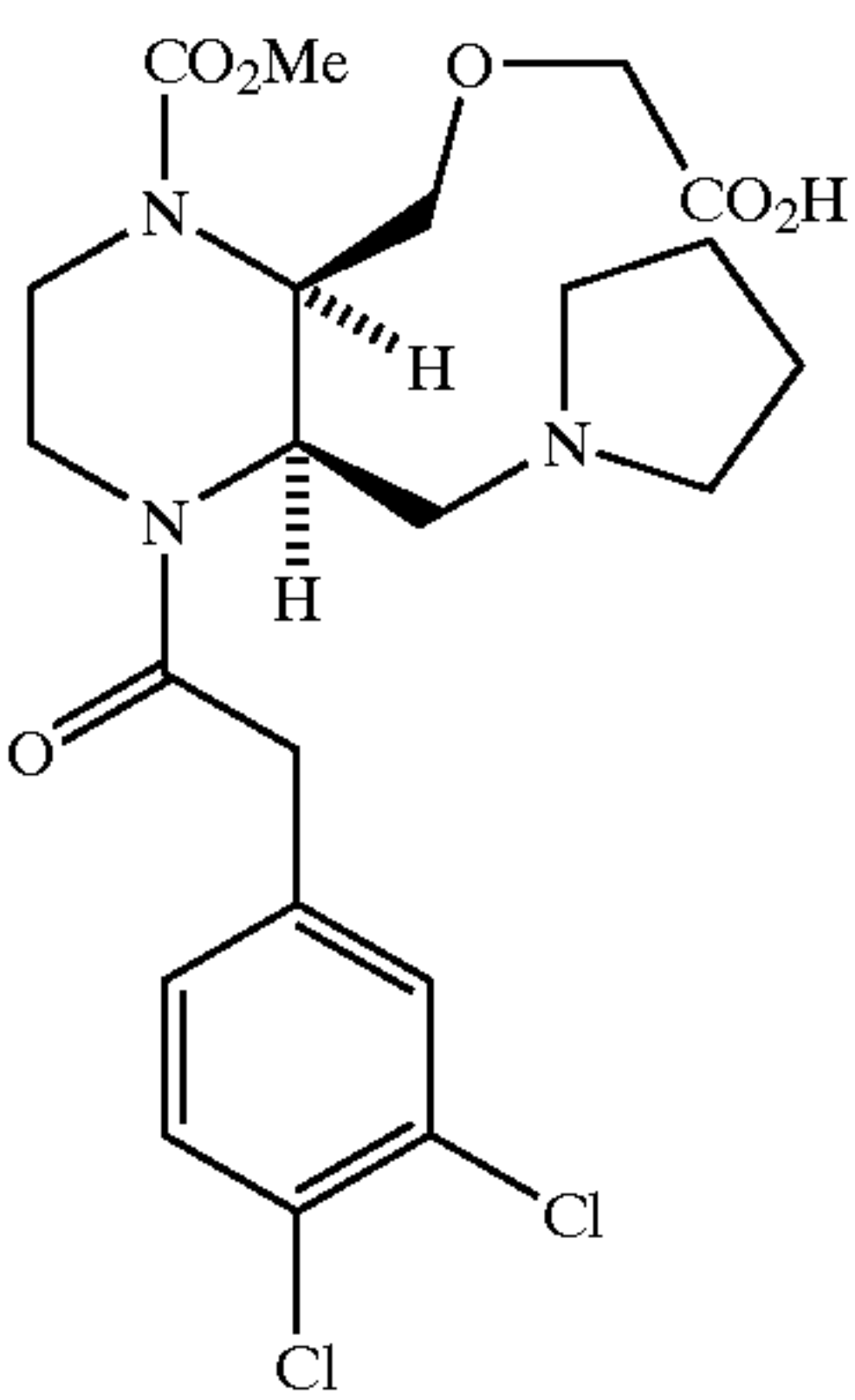
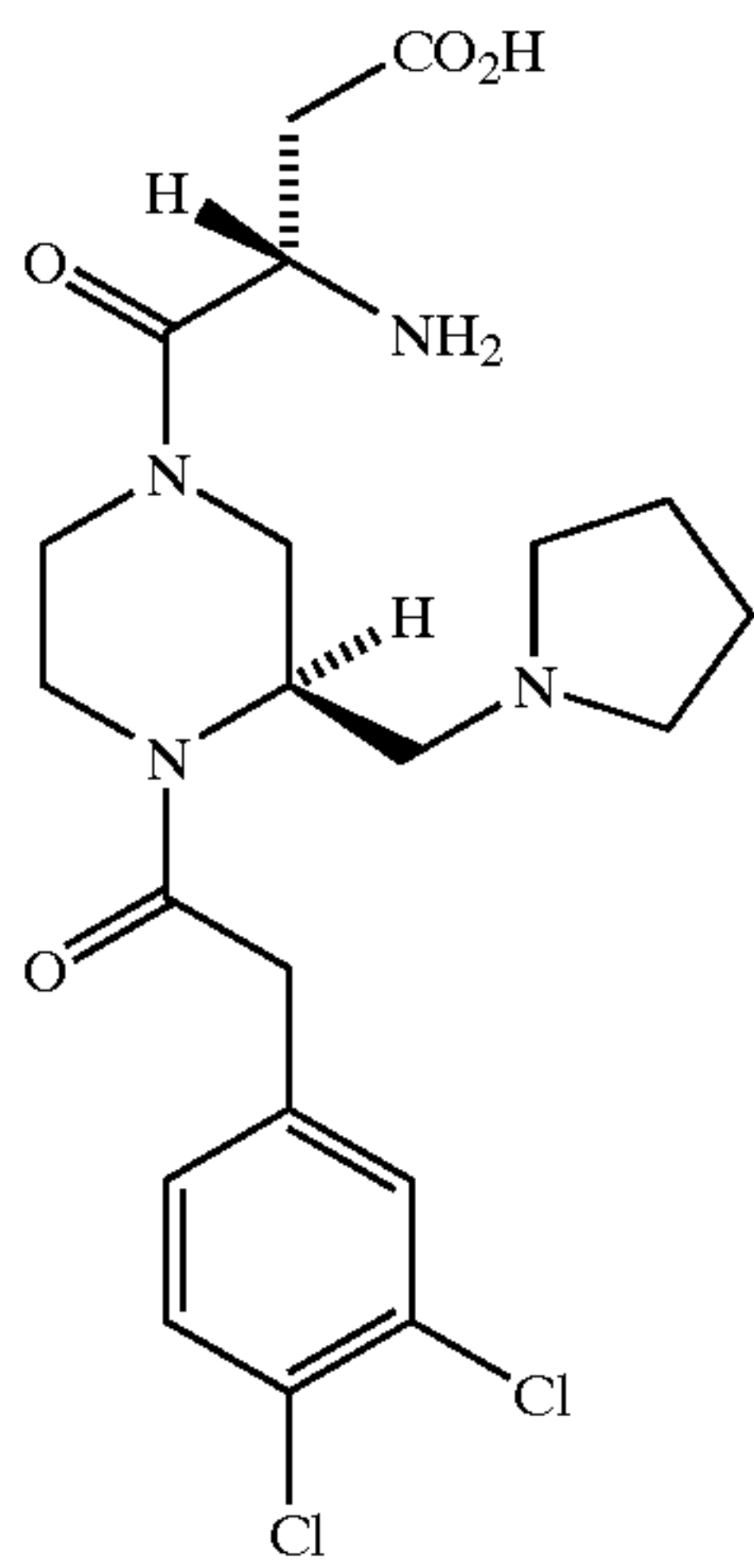


27



15

-continued



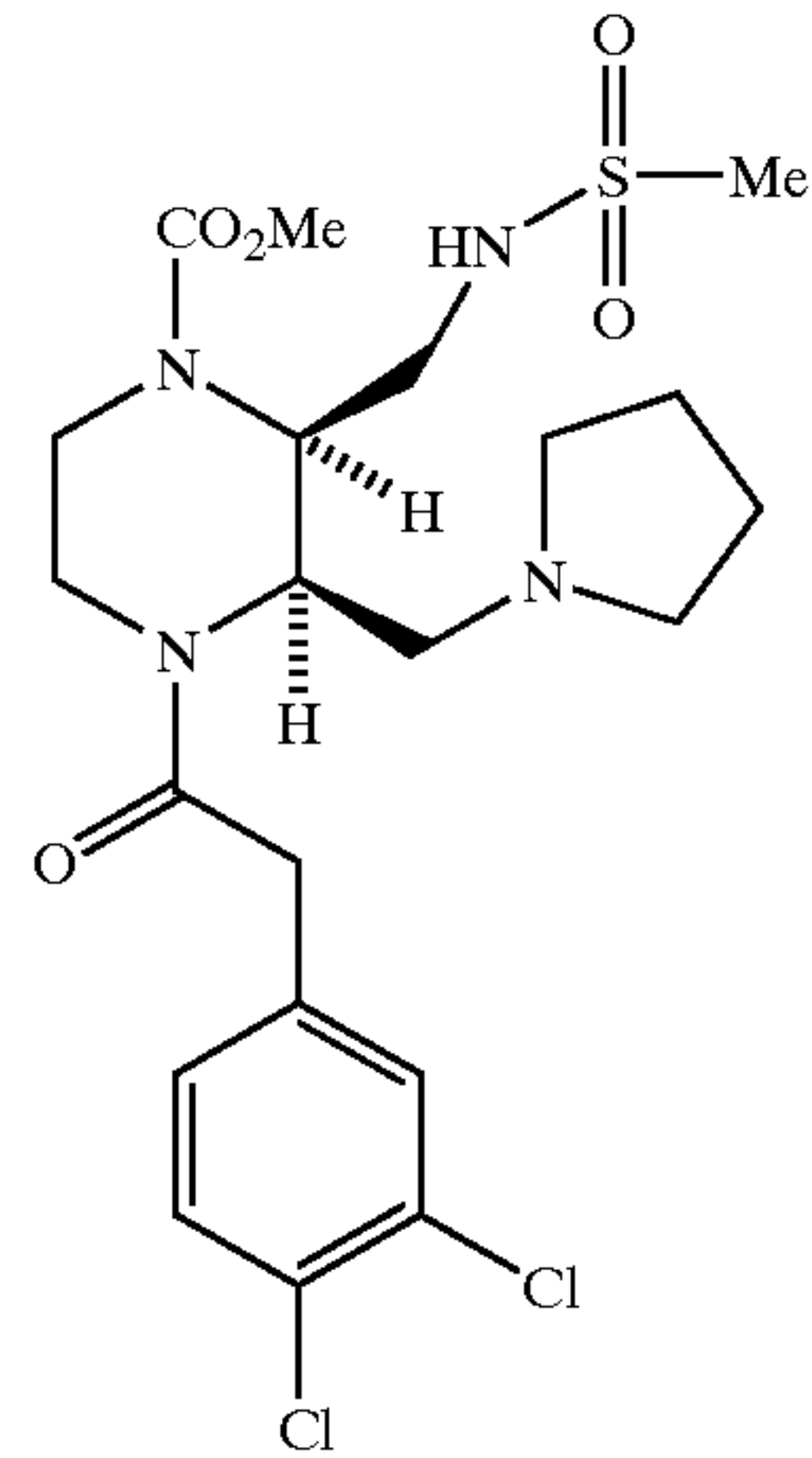
16

-continued

28

31

5



10

15

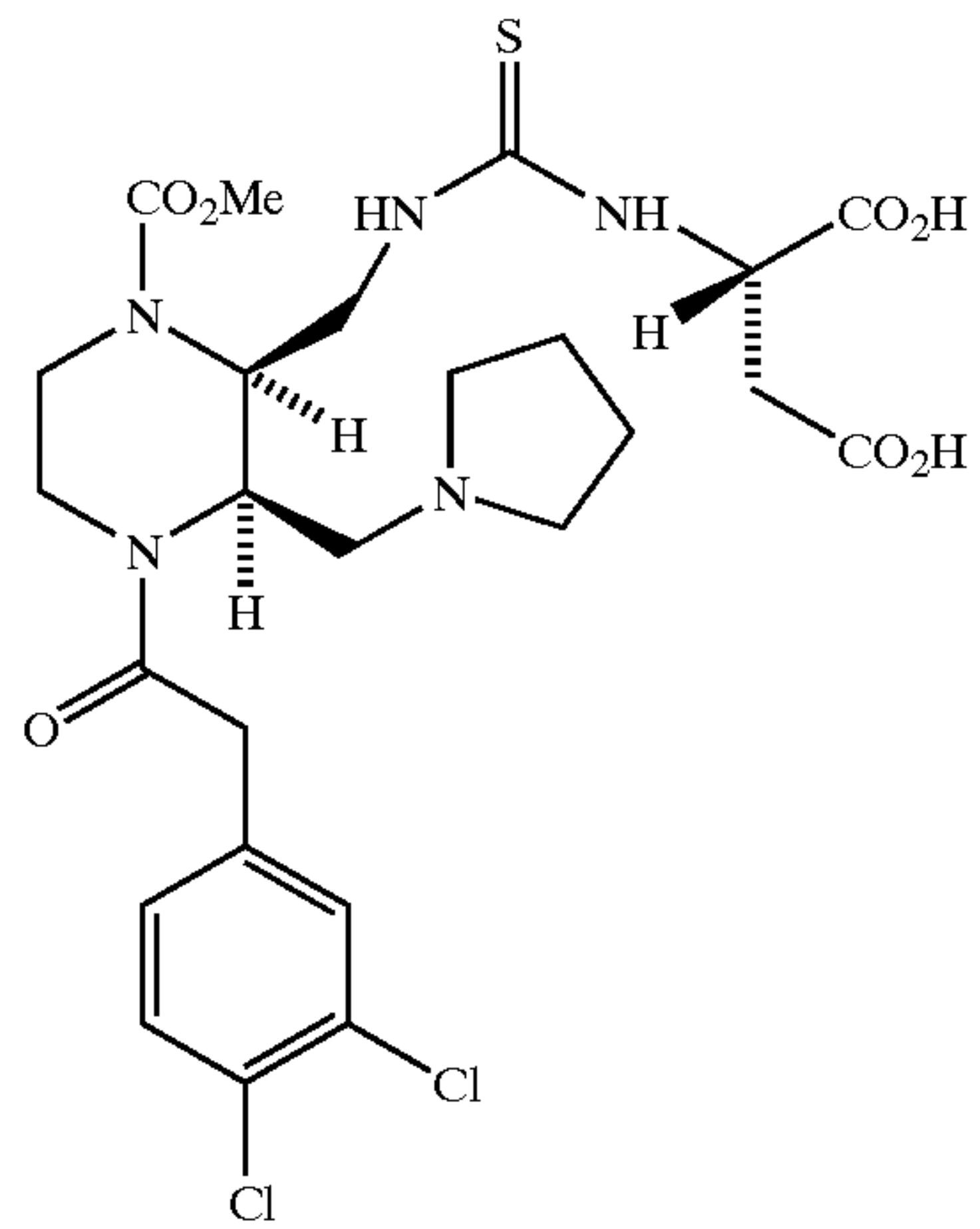
20

25

29

32

30



35

40

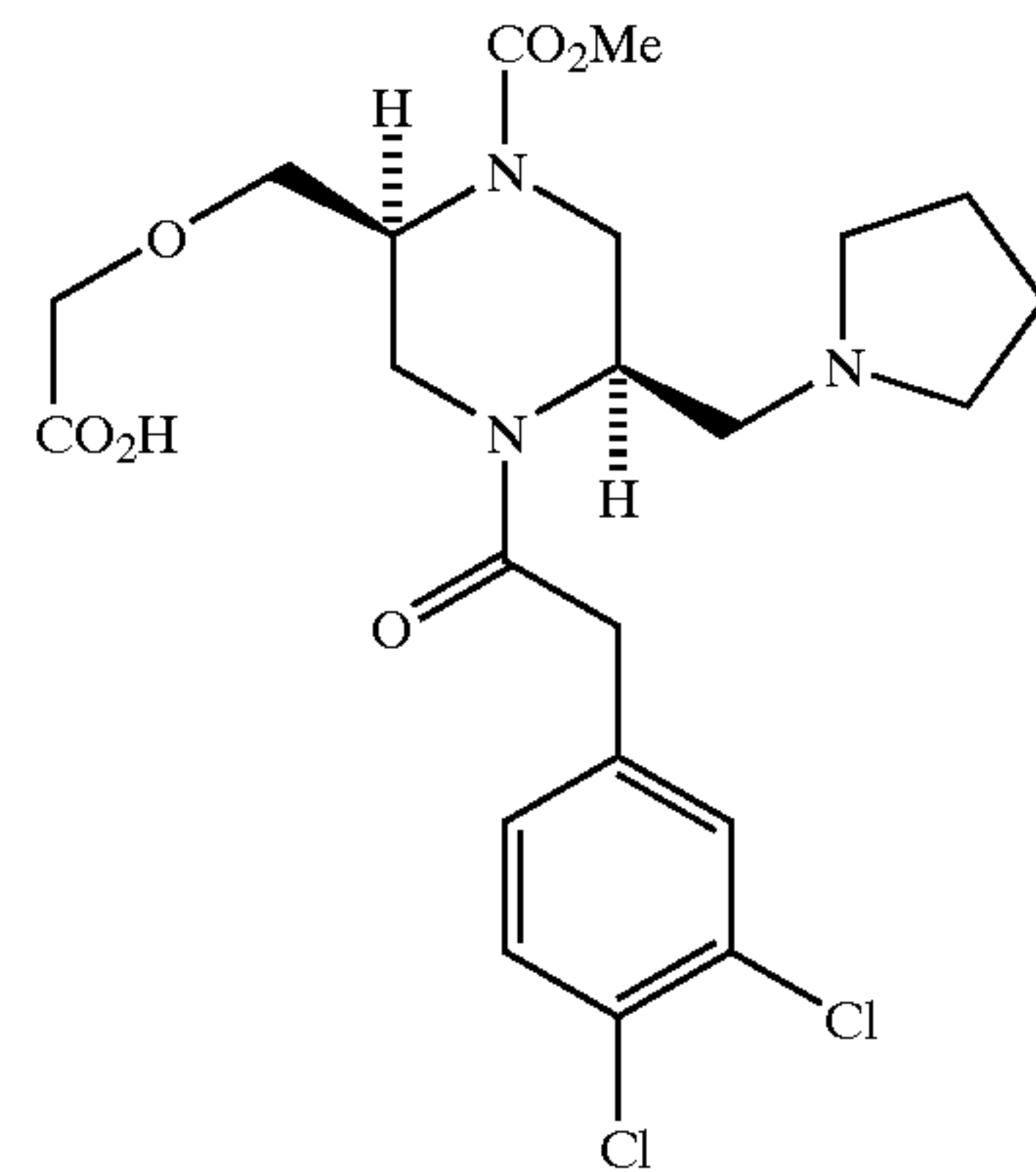
45

30

50

33

55

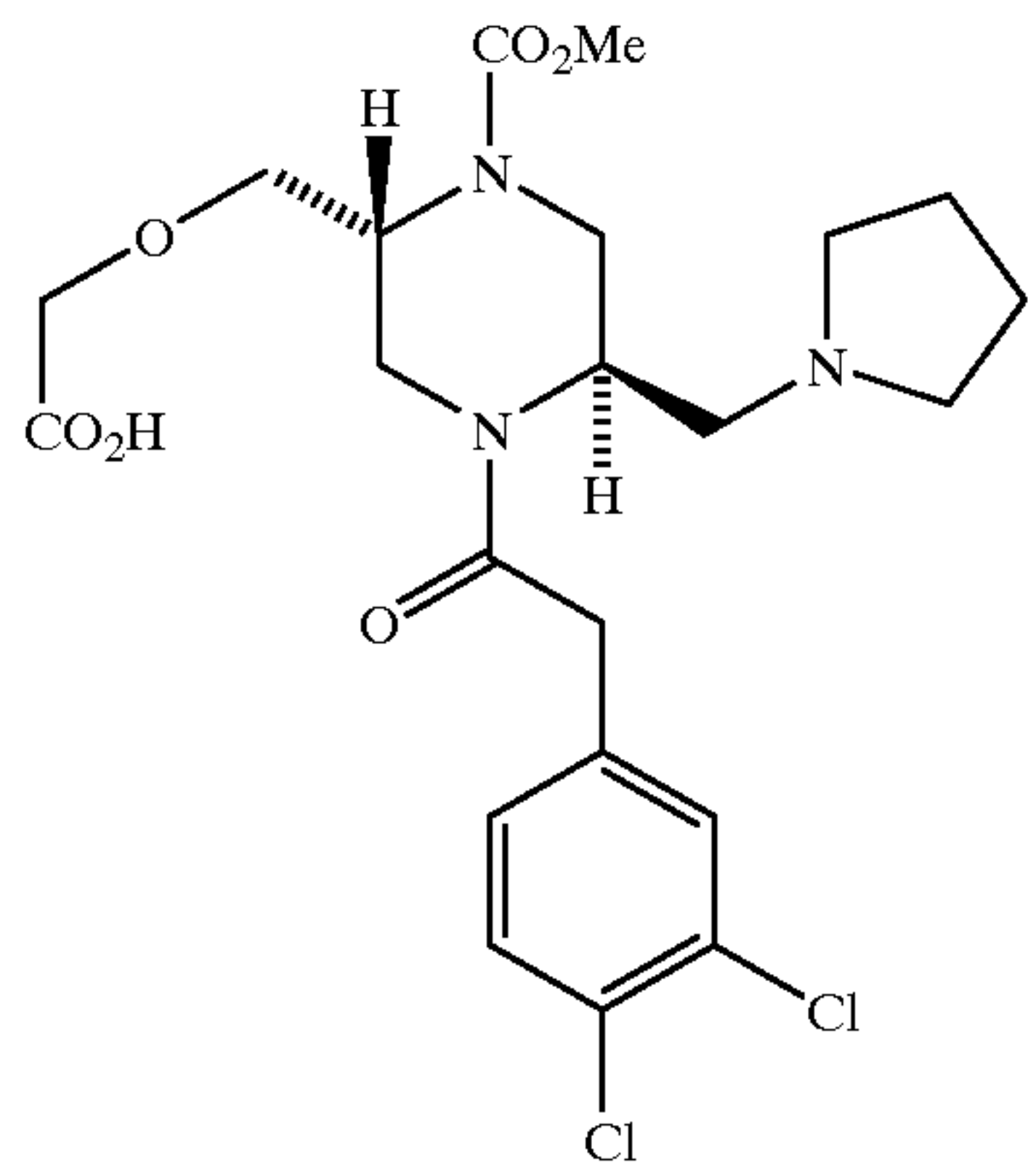
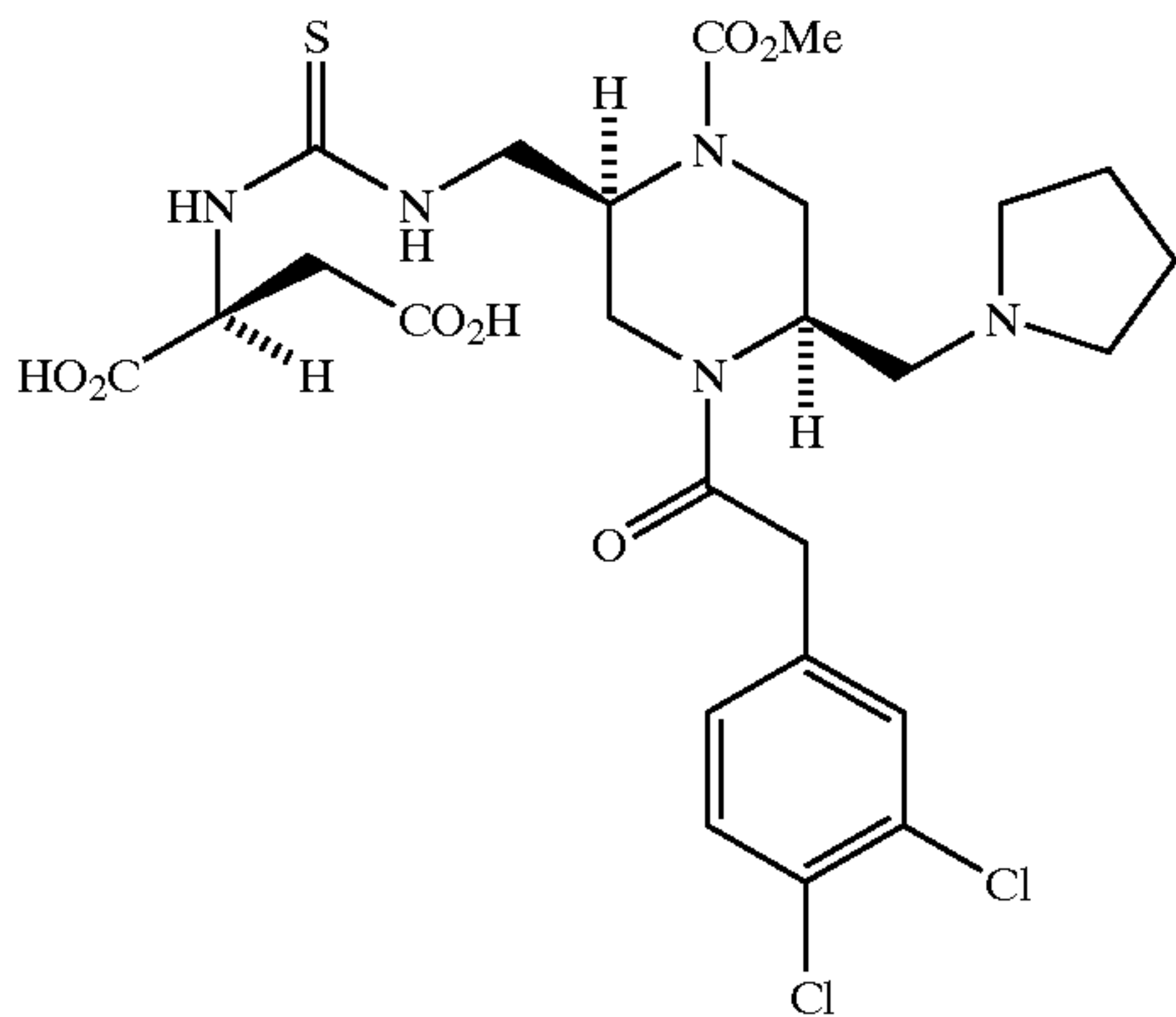
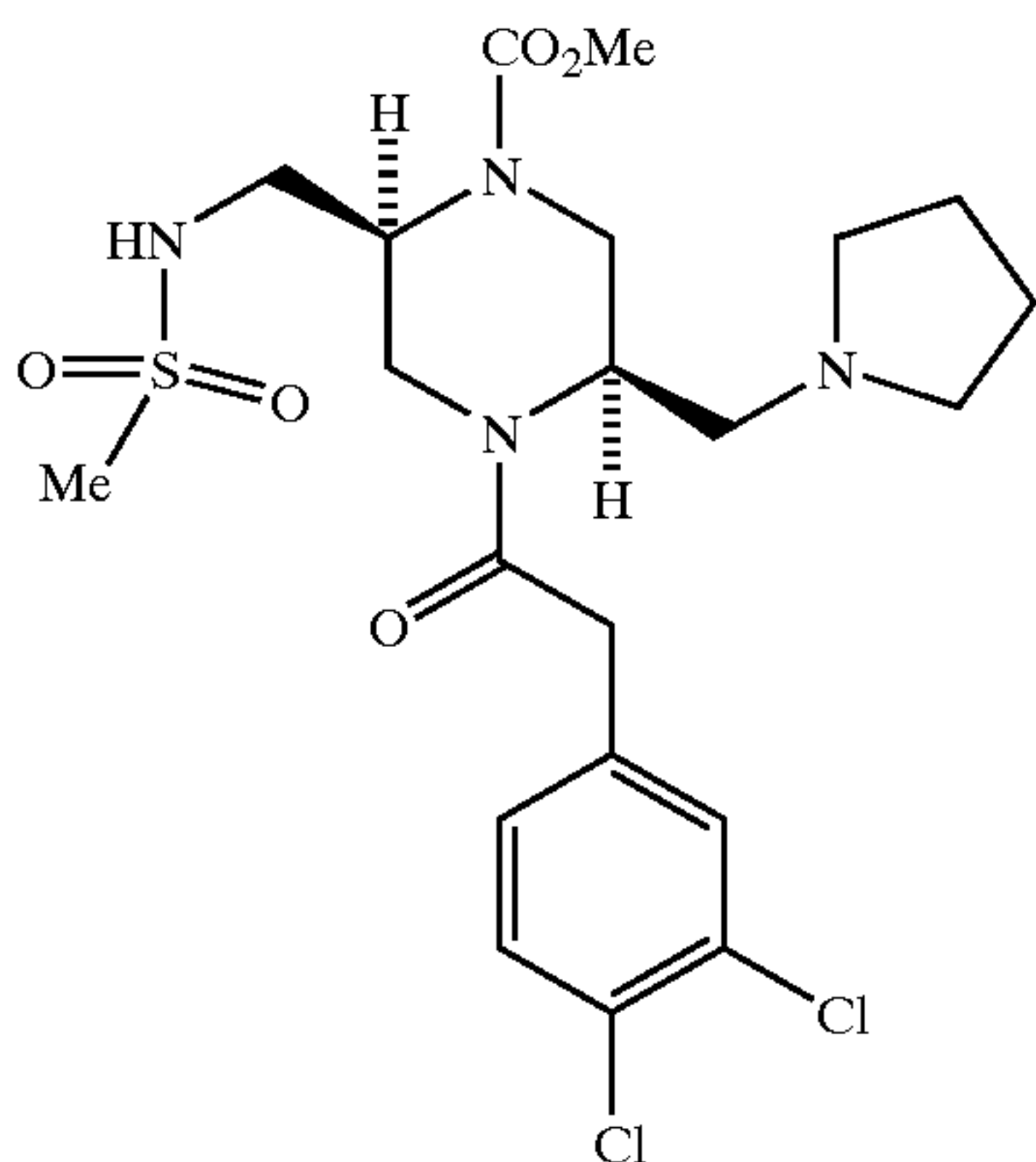
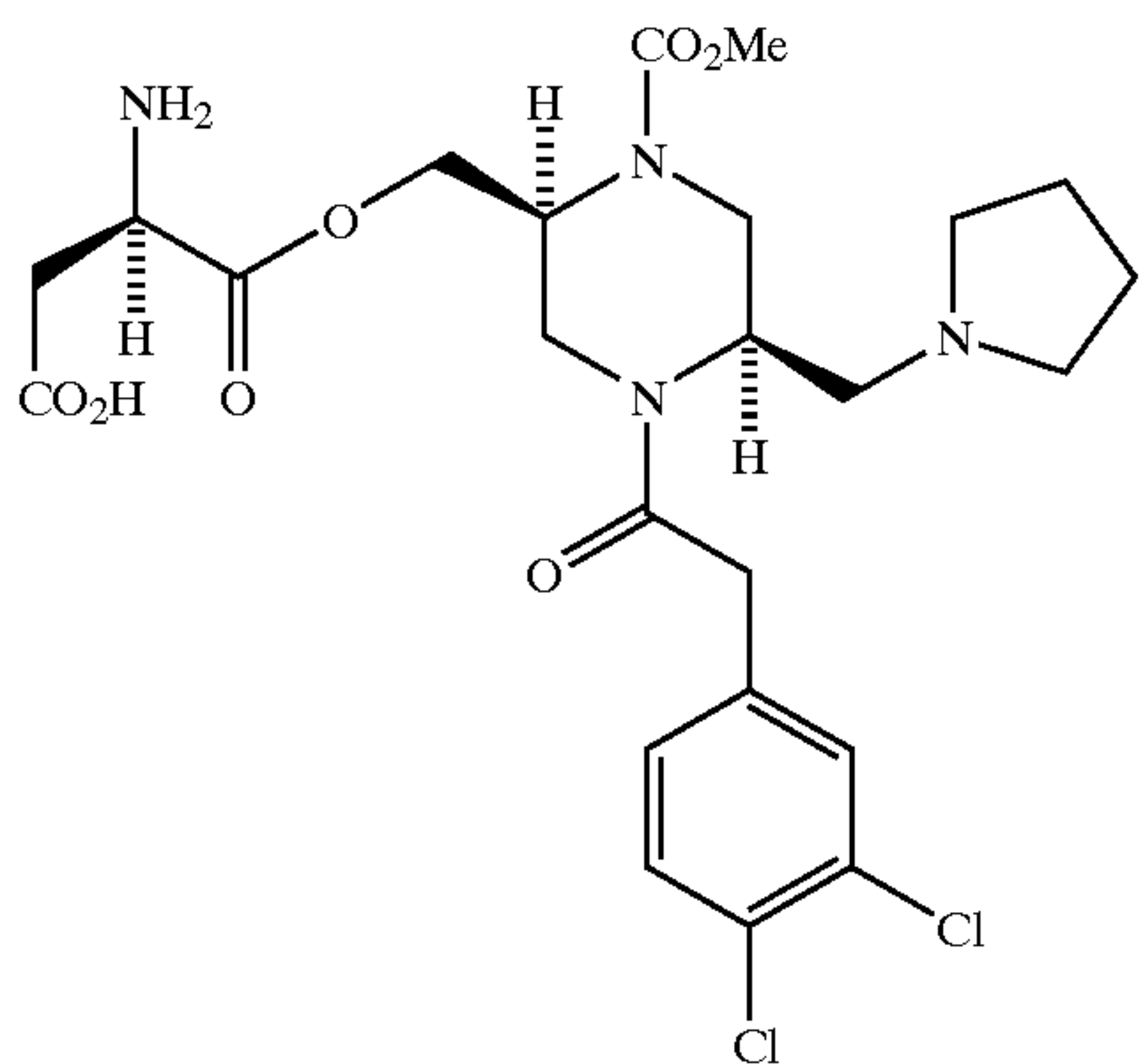


60

65

17

-continued



18

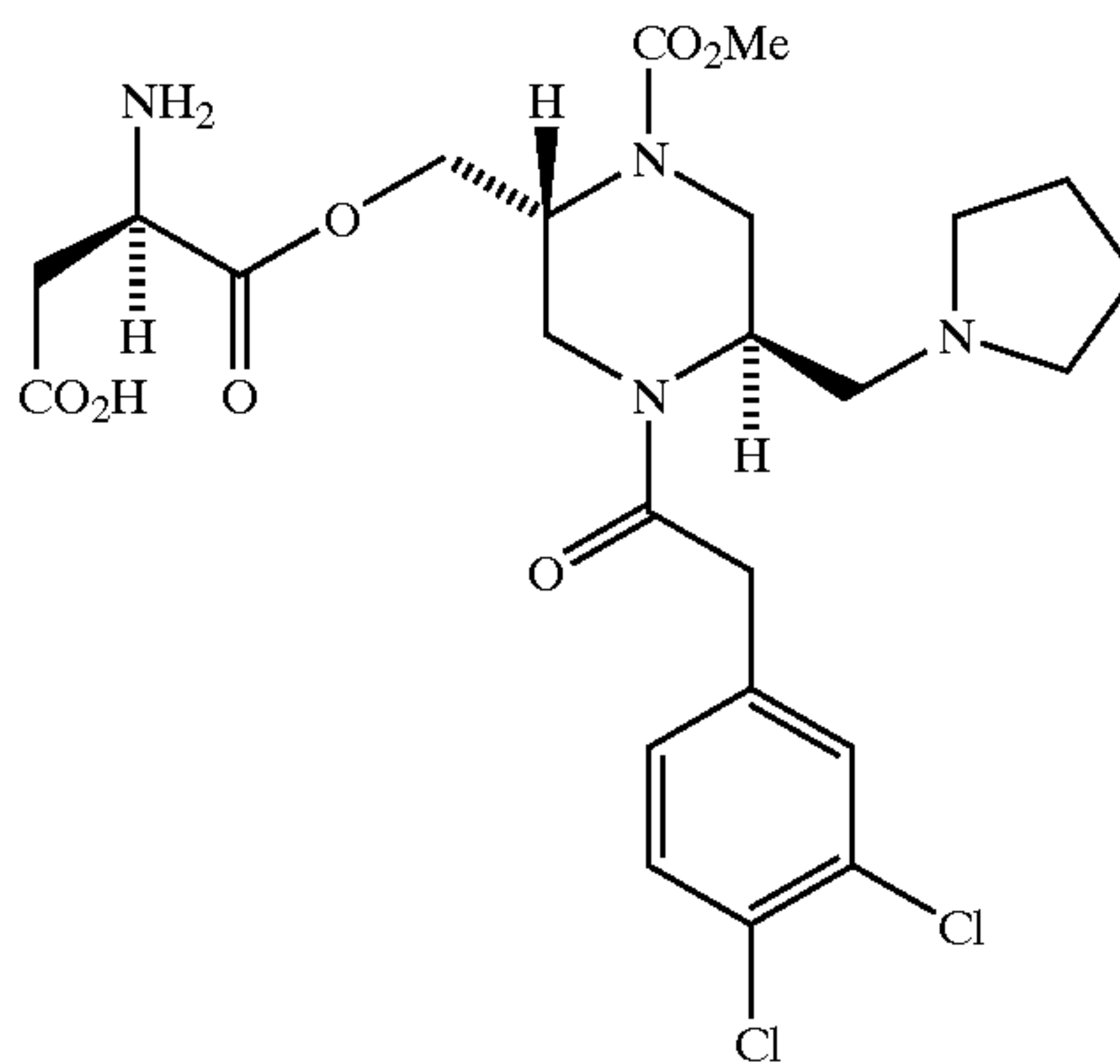
-continued

34

5

10

15

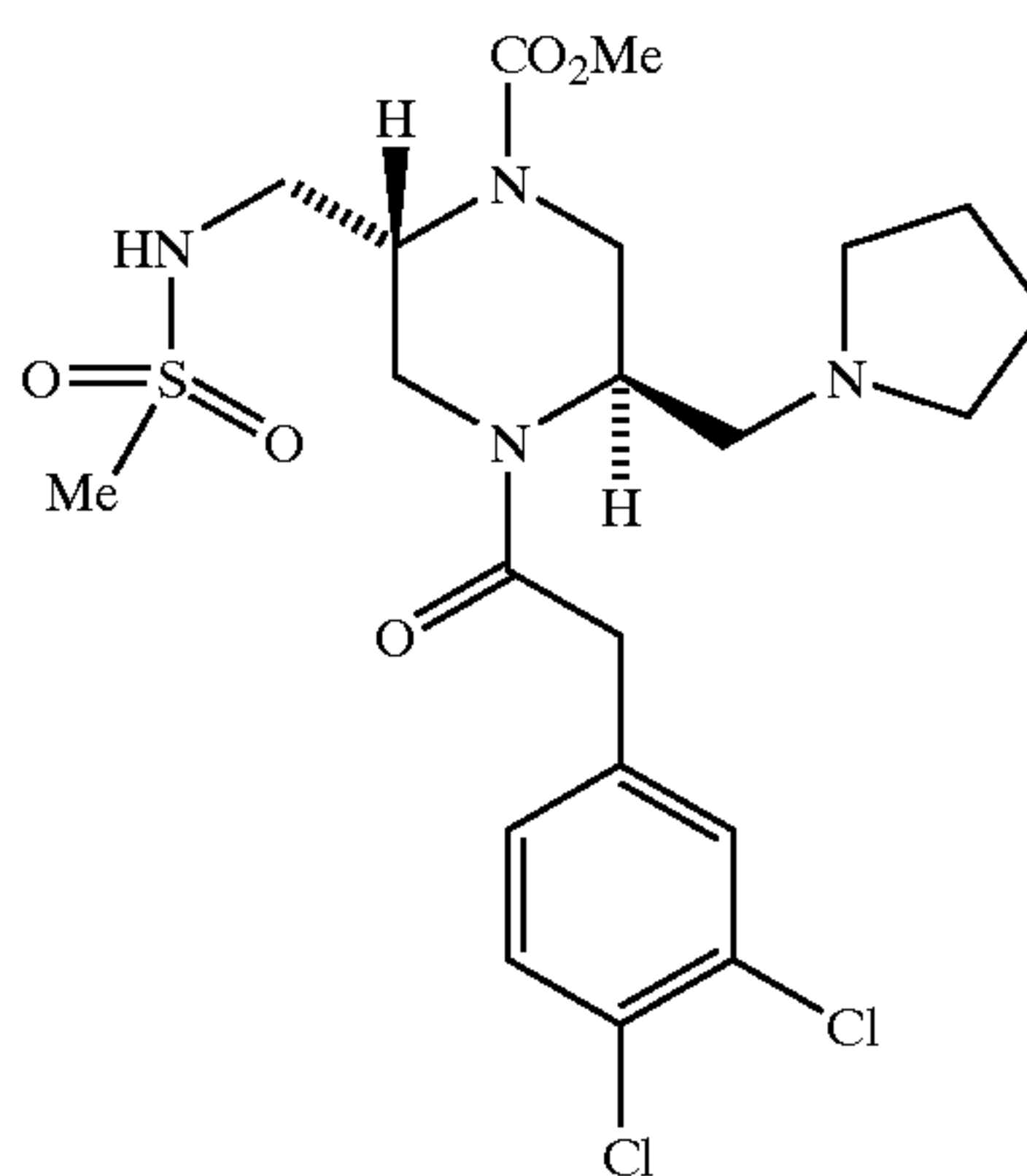


35

20

25

30



36

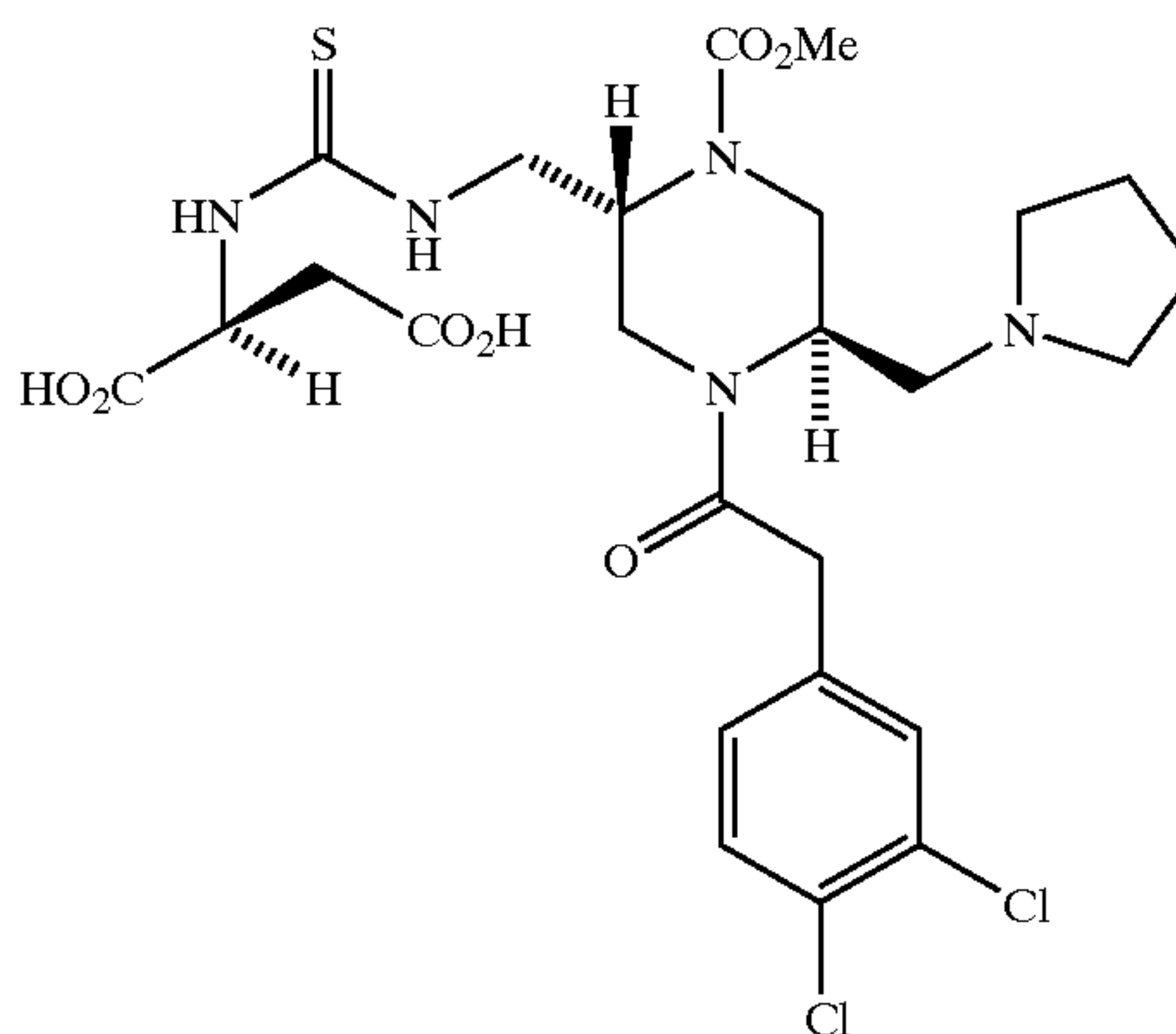
35

36

40

45

50



37

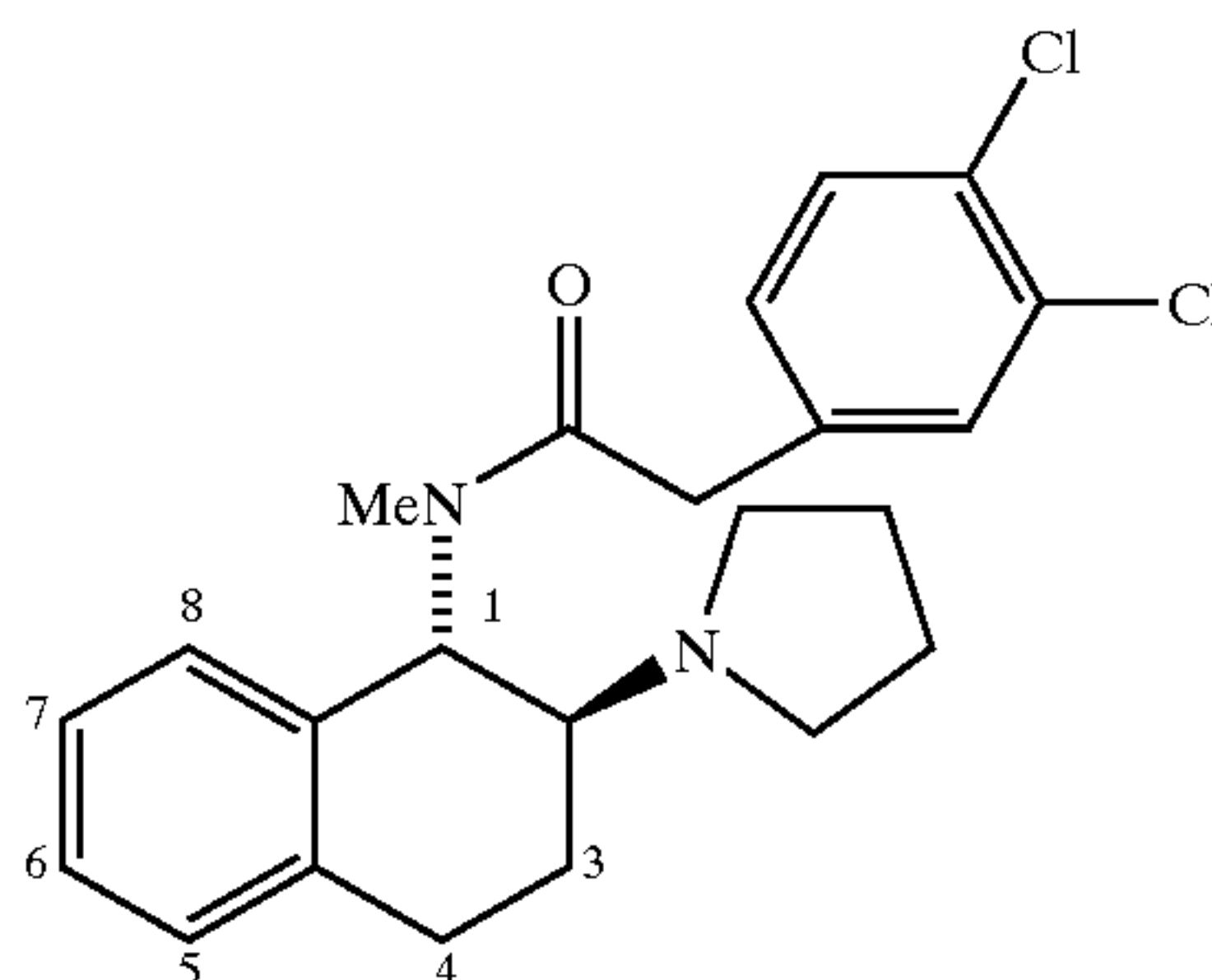
37

55

60

65

Compounds of formula II of the present invention are made by peripheralization by substitutions of the benzo portion of the tetrahydronaphthyl ring of DuPont series of compounds with polar groups.



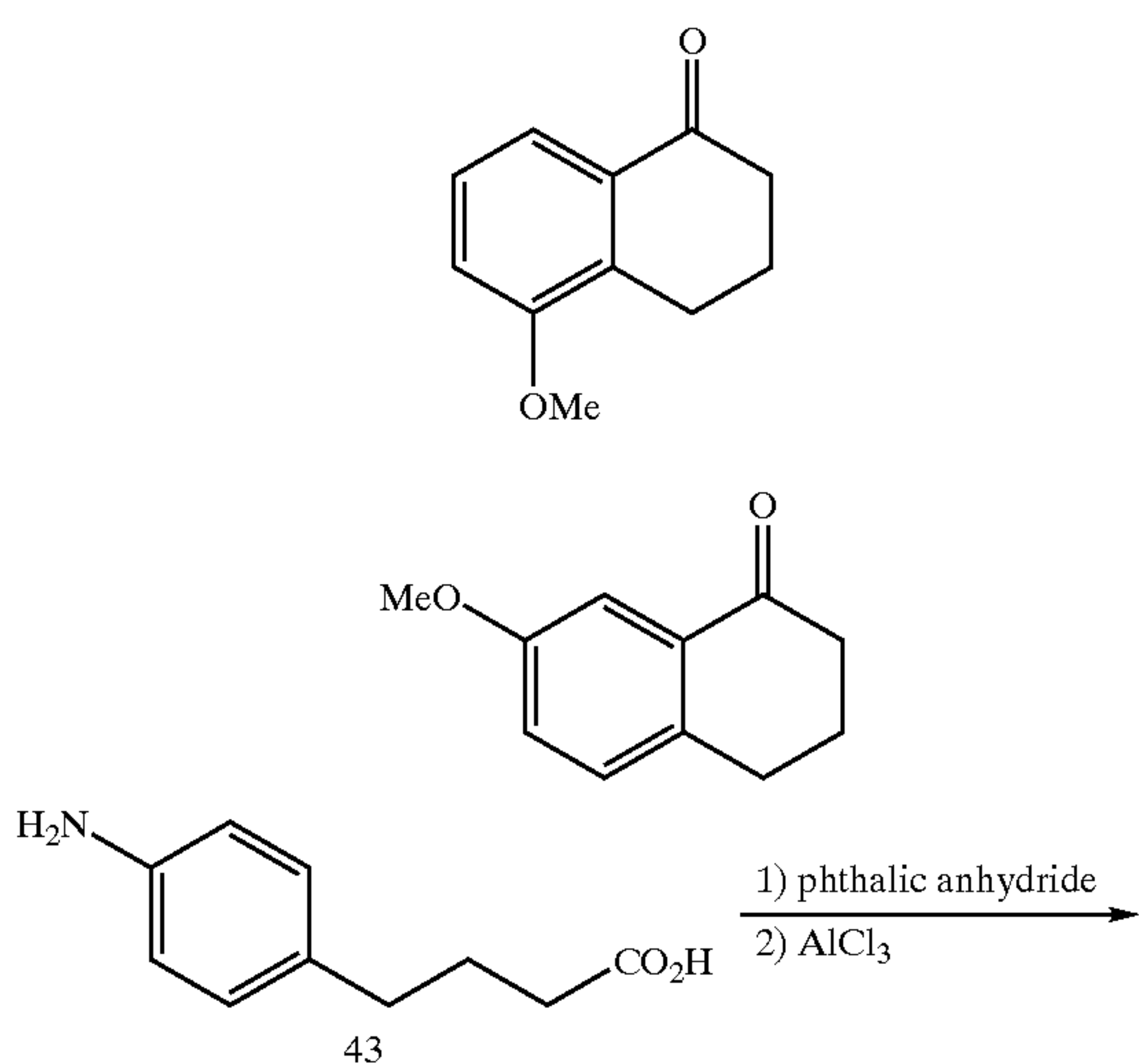
DuPont Series

19

Starting material or precursors of the starting material are commercially available and thus allows regiospecific substitutions of the tetrahydronaphthyl ring (Scheme 5). While 5-hydroxytetralone, 6-hydroxytetralone, 7-hydroxytetralone, and 7-aminotetralone derivatives are readily available, 5-aminotetralone could be prepared from 5-hydroxytetralone (J. Org. Chem. 1972, 37, 3570).

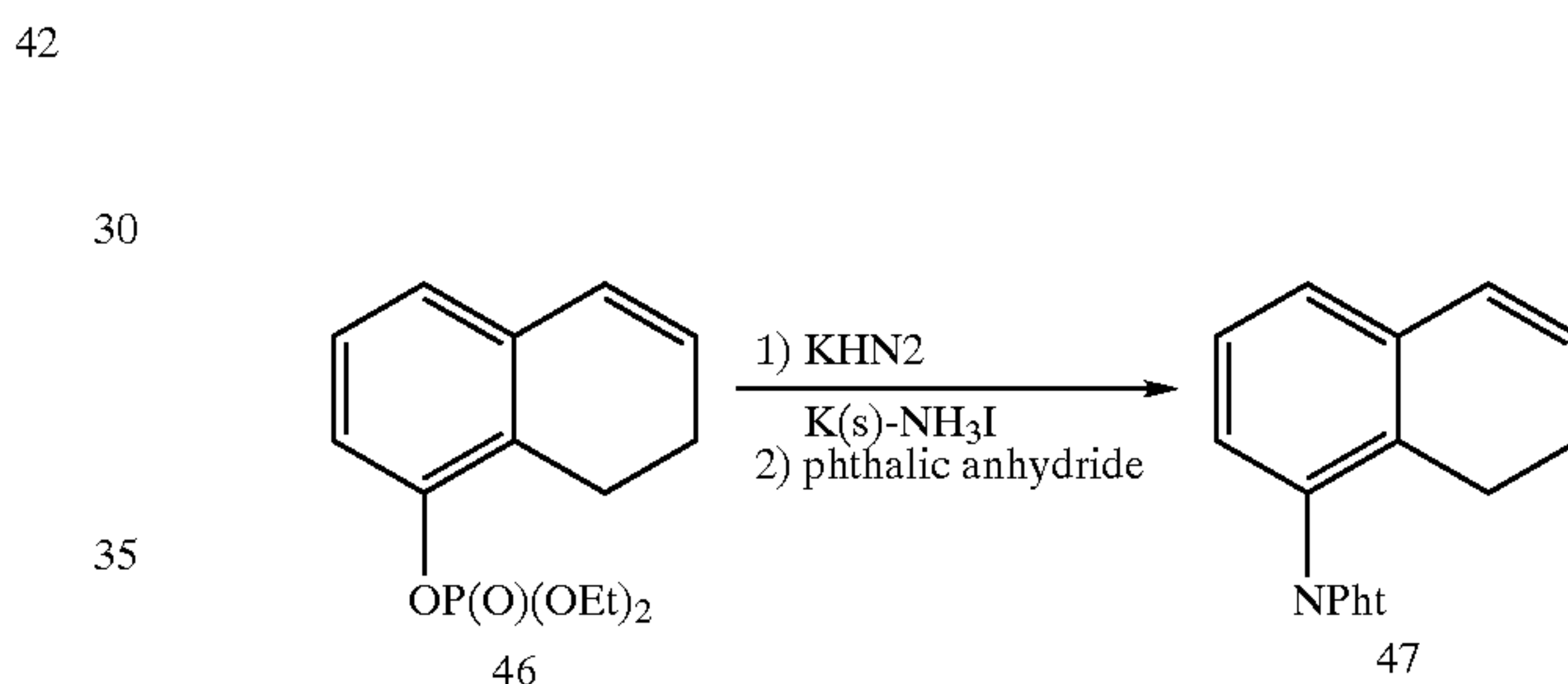
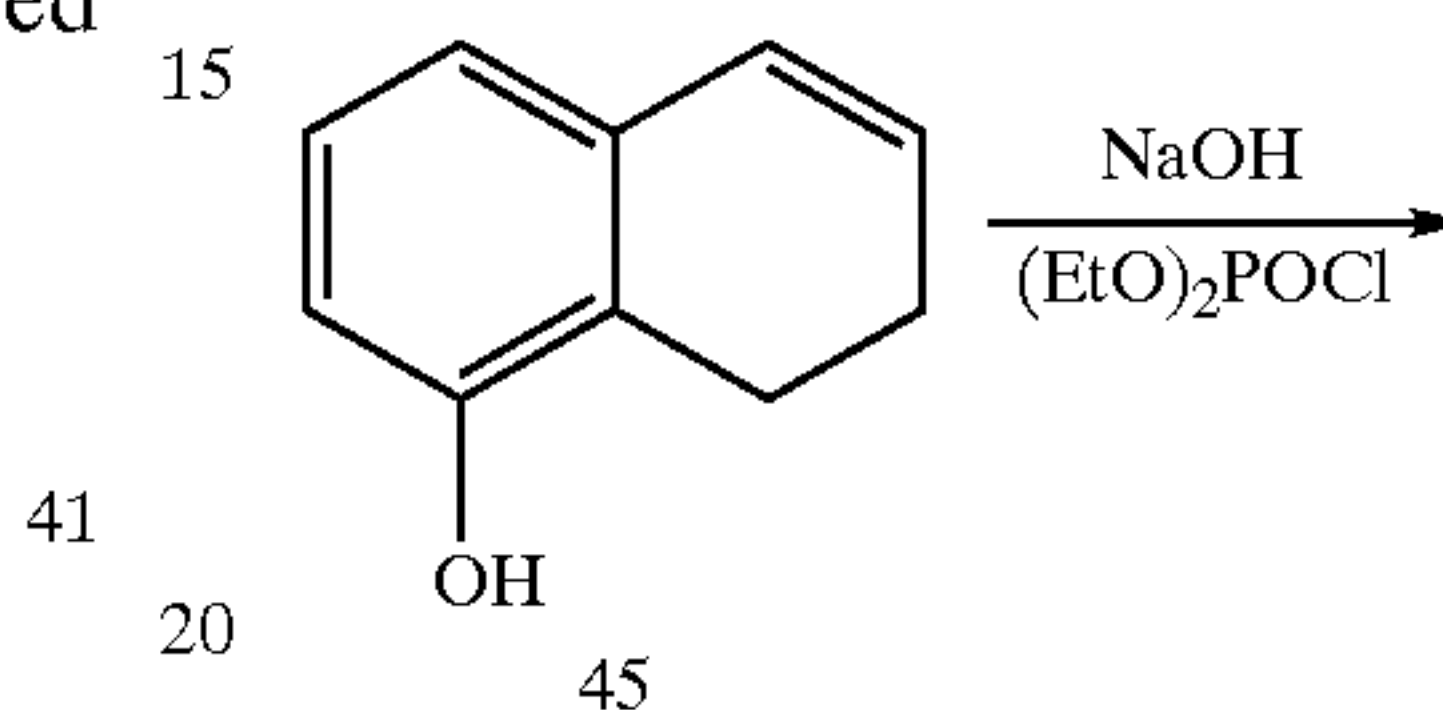
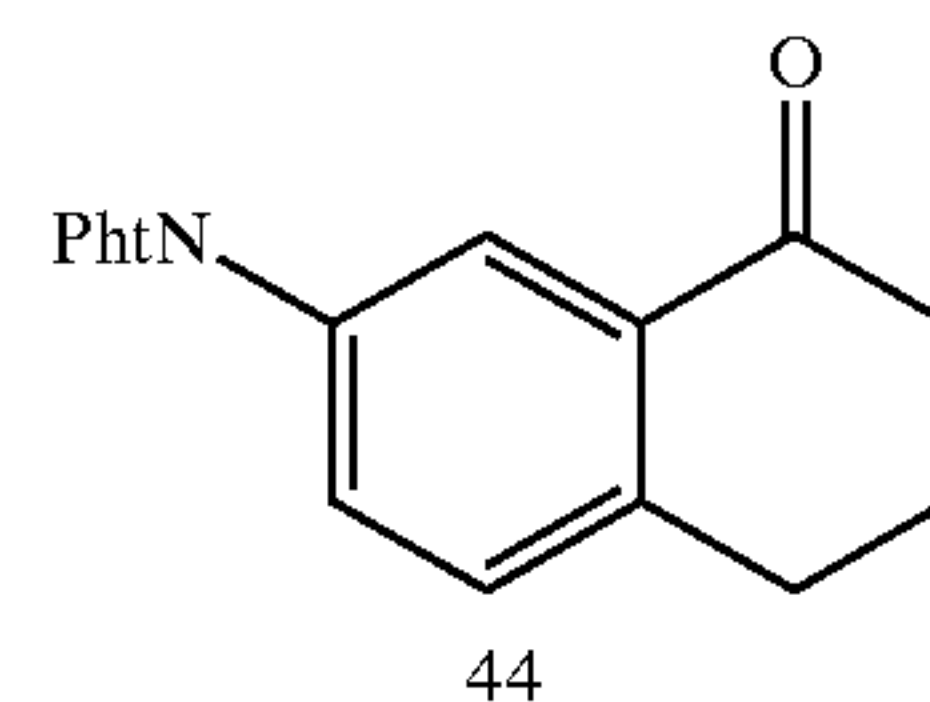
The tetralone derivatives can be converted to dihydronaphthyl derivatives and subjected to chemistry similar to that employed in the preparation of U50,488 derivatives. The resulting compounds are racemic mixtures that can be derivatized to confer peripheral selectivity. If necessary, the final compounds or one of the intermediates can be resolved to test both enantiomers.

Scheme 5

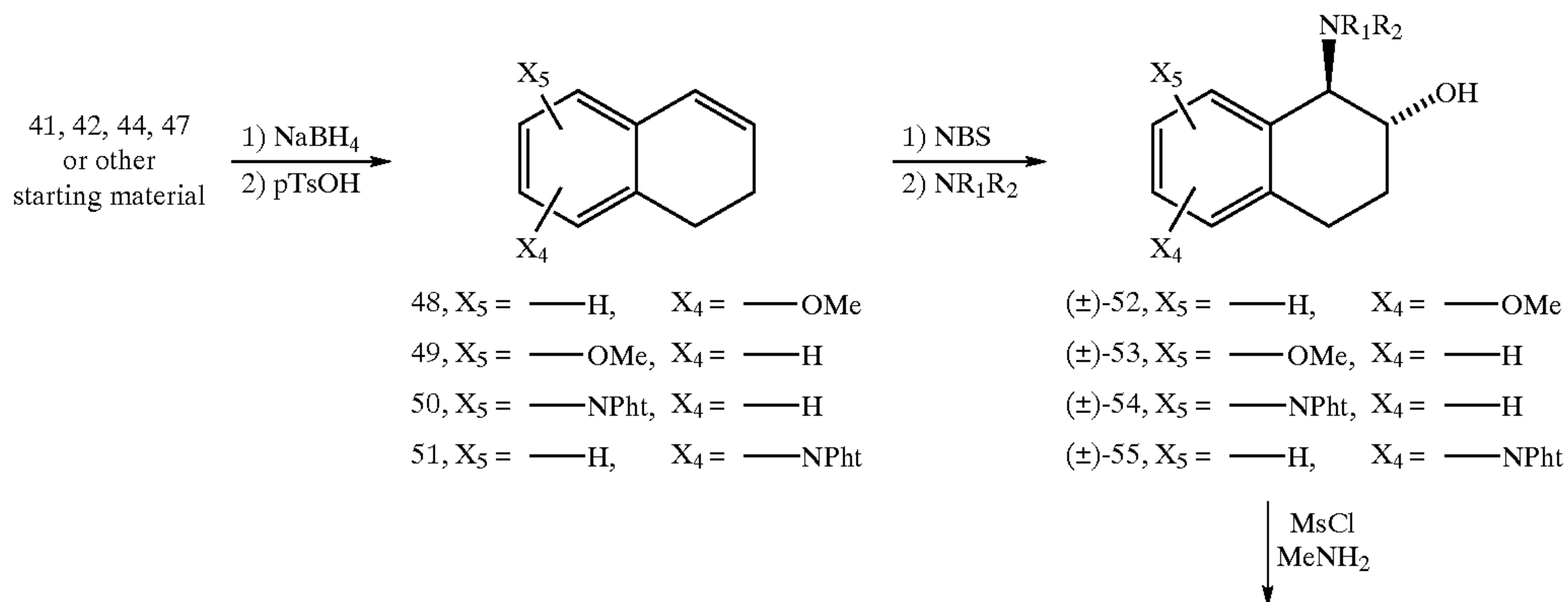


20

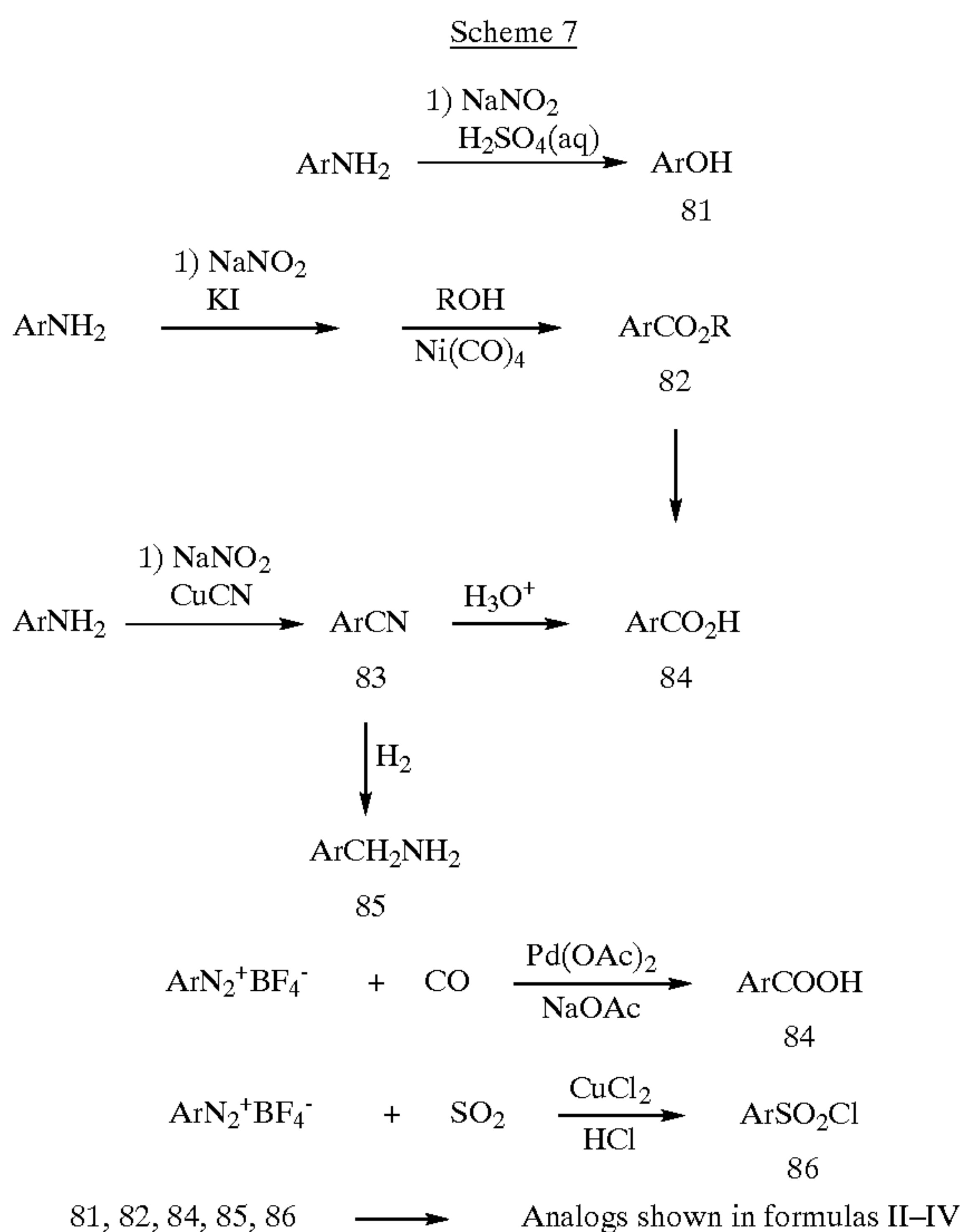
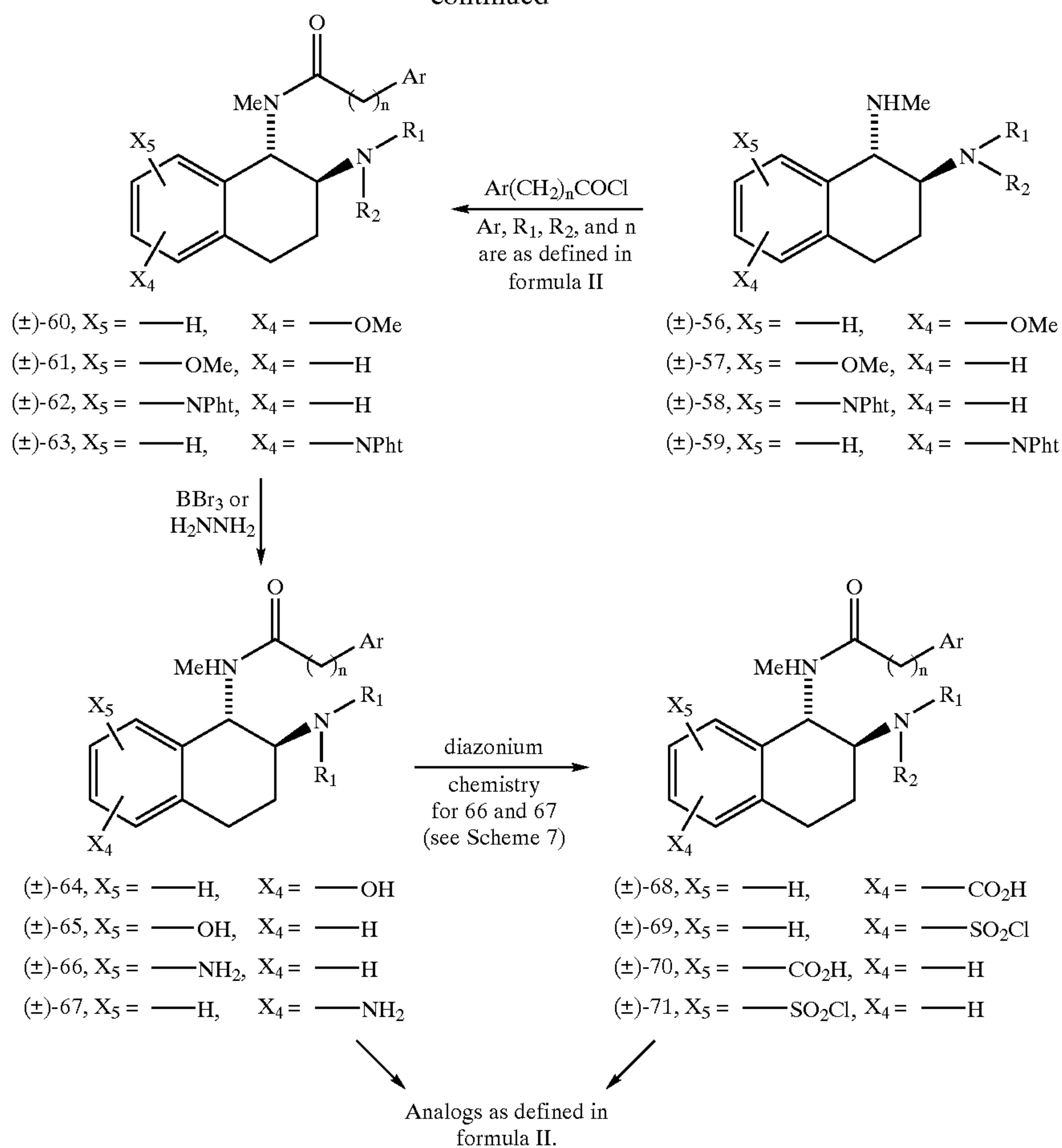
-continued



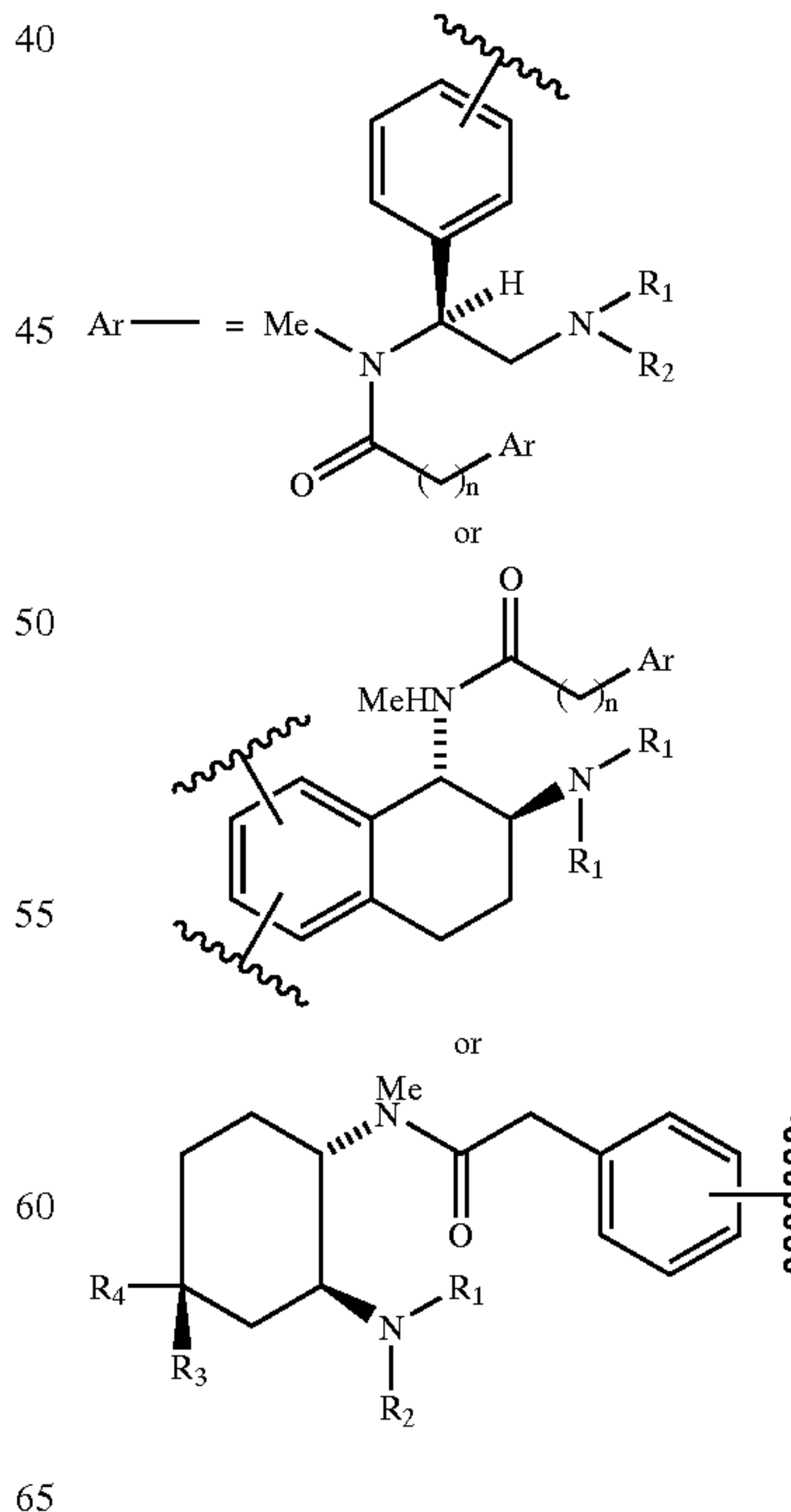
Scheme 6



-continued



-continued



wherein R₁, R₂, and n are as defined in formula I.

Following the procedure shown in Schemes 5-7, the following example compounds are prepared:

Intermediate (\pm)-64 can be treated with t-butyl bromoacetate and deprotected to produce (\pm)-2-(3,4-dichlorophenyl)-N-methyl-N-1-[1,2,3,4-tetrahydro-5-(O-2-acetic acid)-hydroxy-2-(1-pyrrolidinylnaphthyl]acetamide (72).

Intermediate (\pm)-65 can be treated with t-butyl bromoacetate and deprotected to produce (\pm)-2-(3,4-dichlorophenyl)-N-methyl-N-1-[1,2,3,4-tetrahydro-7-(O-2-acetic acid)-hydroxy-2-(1-pyrrolidinylnaphthyl]acetamide (73).

Intermediate (\pm)-66 can be treated with methanesulfonyl chloride to produce (\pm)-2-(3,4-dichlorophenyl)-N-methyl-N-1-[1,2,3,4-tetrahydro-7-(N-methanesulfonamido)amino-2-(1-pyrrolidinylnaphthyl]acetamide (74).

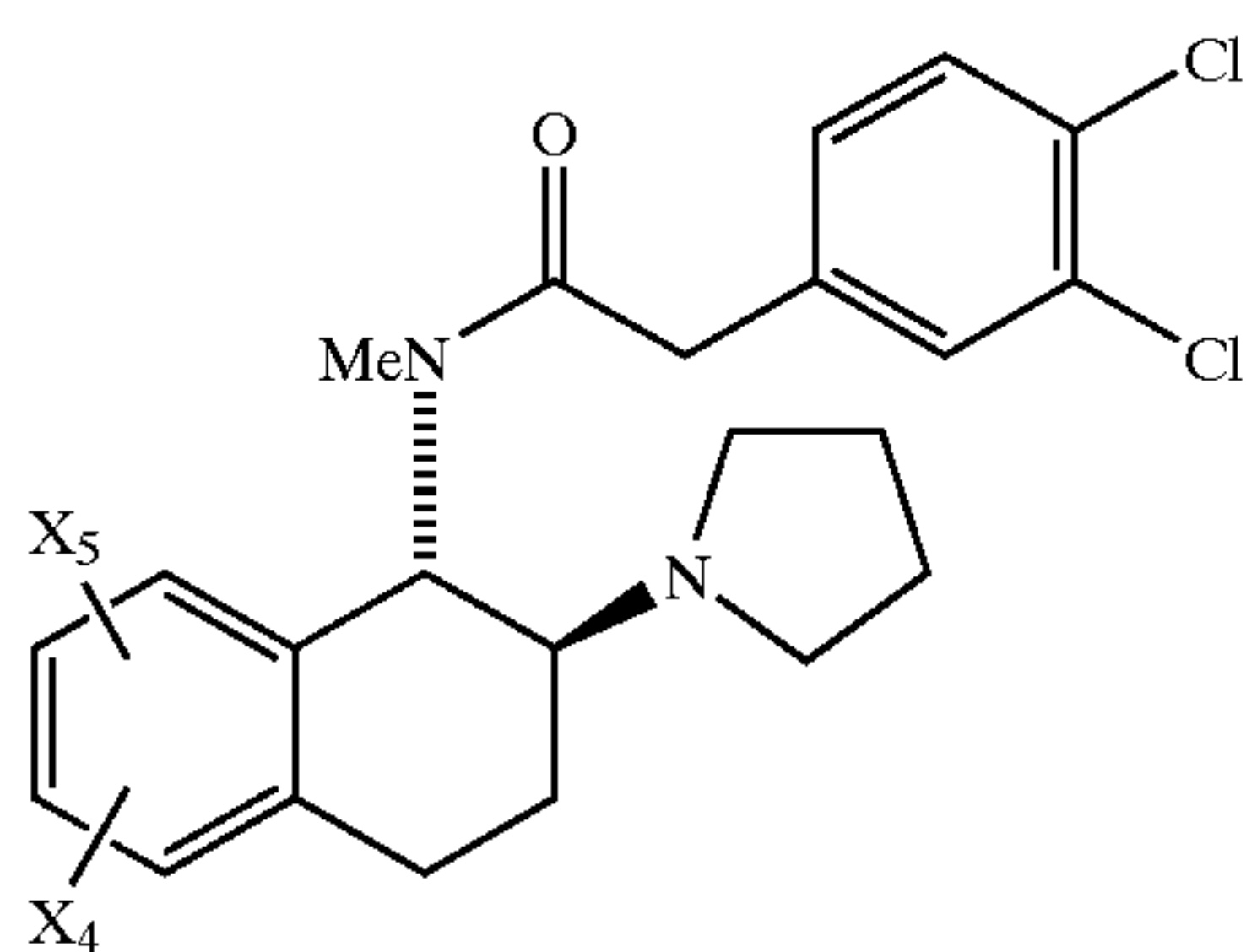
Intermediate (\pm)-67 can be treated with methanesulfonyl chloride to produce (\pm)-2-(3,4-dichlorophenyl)-N-methyl-N-1-[1,2,3,4-tetrahydro-5-(N-methanesulfonamido)amino-2-(1-pyrrolidinylnaphthyl]acetamide (75).

Intermediate (\pm)-68 can be treated with glycine benzyl ester and deprotected to produce (\pm)-2-(3,4-dichlorophenyl)-N-methyl-N-1-[1,2,3,4-tetrahydro-5-(N-2-acetic acid)-carboxamido-2-(1-pyrrolidinylnaphthyl]acetamide (76).

Intermediate (\pm)-69 can be treated with glycine benzyl ester and deprotected to produce (\pm)-2-(3,4-dichlorophenyl)-N-methyl-N-1-[1,2,3,4-tetrahydro-5-(N-2-acetic acid)-sulfonamido-2-(1-pyrrolidinylnaphthyl]acetamide (77).

Intermediate (\pm)-70 can be treated with glycine benzyl ester and deprotected to produce (\pm)-2-(3,4-dichlorophenyl)-N-methyl-N-1-[1,2,3,4-tetrahydro-7-(N-2-acetic acid)-carboxamido-2-(1-pyrrolidinylnaphthyl]acetamide (78).

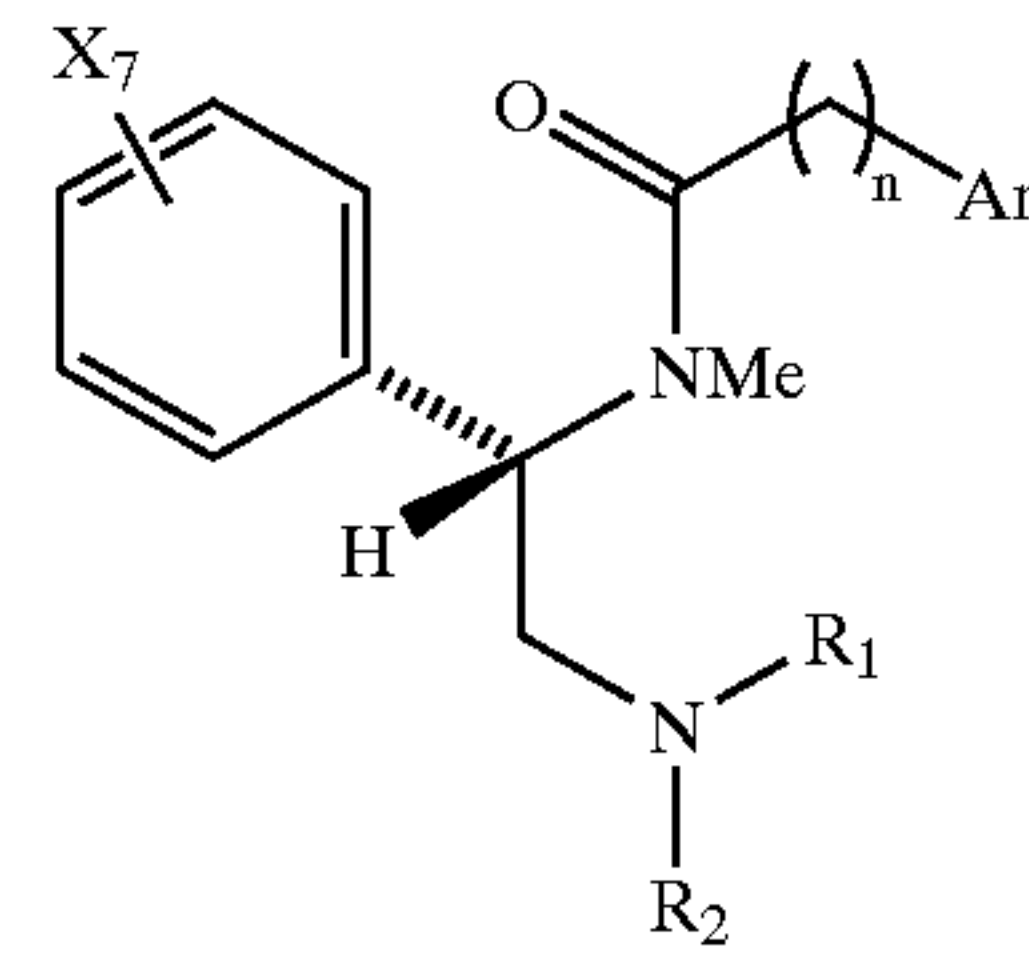
Intermediate (\pm)-71 can be treated with glycine benzyl ester and deprotected to produce (\pm)-2-(3,4-dichlorophenyl)-N-methyl-N-1-[1,2,3,4-tetrahydro-7-(N-2-acetic acid)-sulfonamido-2-(1-pyrrolidinylnaphthyl]acetamide (79).



- | | |
|--|---|
| (\pm)-72, X ₅ = —H, | X ₄ = —OCH ₂ CO ₂ H |
| (\pm)-73, X ₅ = —OCH ₂ CO ₂ H, | X ₄ = —H |
| (\pm)-74, X ₅ = —NHSO ₂ Me, | X ₄ = —H |
| (\pm)-75, X ₅ = —H, | X ₄ = —NHSO ₂ Me |
| (\pm)-76, X ₅ = —H, | X ₄ = —CONHCH ₂ CO ₂ H |
| (\pm)-77, X ₅ = —H, | X ₄ = —SO ₂ NHCH ₂ CO ₂ H |
| (\pm)-78, X ₅ = —CONHCH ₂ CO ₂ H, | X ₄ = —H |
| (\pm)-79, X ₅ = —SO ₂ NHCH ₂ CO ₂ H, | X ₄ = —H |

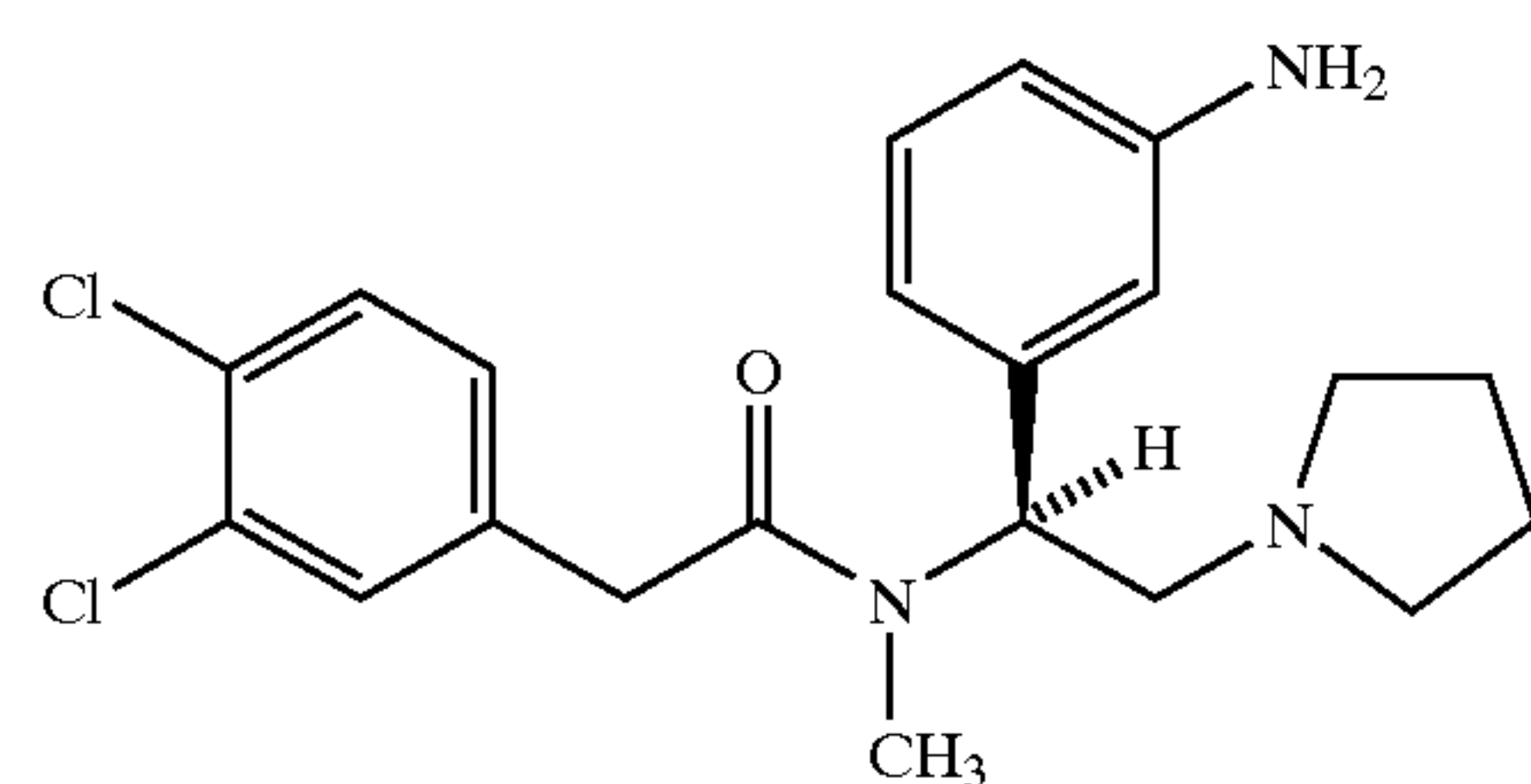
The compounds of formula III of the present invention are prepared by substituting the central phenyl ring with polar groups.

(III)



wherein Ar, R₁, R₂, X₇, and n are defined as in formula III.

Compound 80 and analogues undergo a variety of diazonium-involving reactions for the attachment of polar groups (Scheme 7).



80

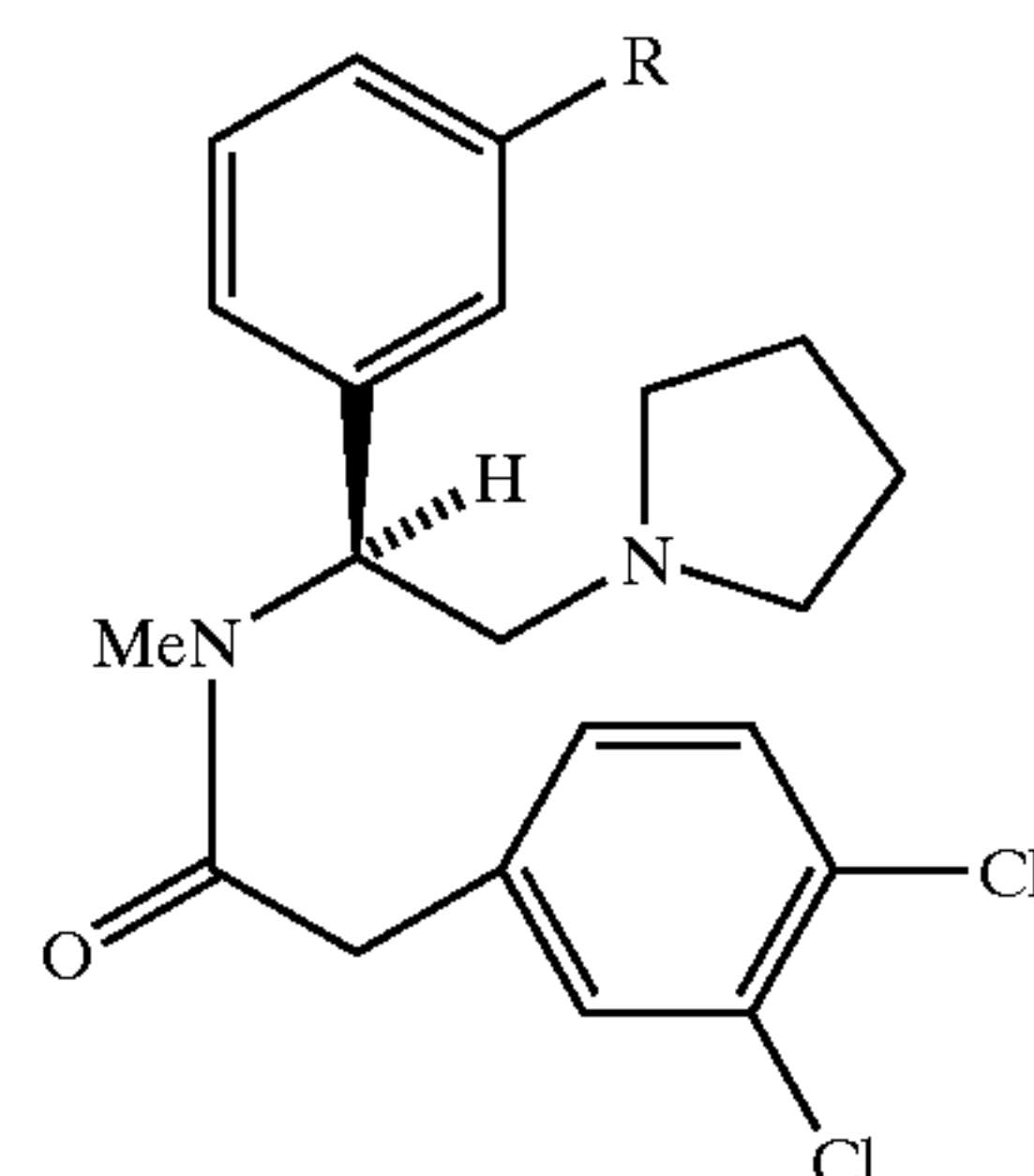
Using the procedure shown in Scheme 7, the following compounds are made.

Intermediate 81 can be treated with dibenzyl phosphoryl chloride followed by deprotection to produce 2-(3,4-dichlorophenyl)-N-methyl-N-{1-3-(O-phosphoryl)hydroxyphenyl-2-(1-pyrrolidinylnaphthyl)ethyl}acetamide (87).

Intermediate 85 can be coupled to methanesulfonyl chloride to produce 2-(3,4-dichlorophenyl)-N-methyl-N-{1-[3-(N-methanesulfonamido)aminomethyl]phenyl-2-(1-pyrrolidinylnaphthyl)ethyl}acetamide (88).

Intermediate 85 can be coupled to 2S-isothiocyanato succinic acid and deprotected to produce 2-(3,4-dichlorophenyl)-N-methyl-N-{1-[3-(N-succinic acid-2S-thioureido)aminomethyl]phenyl-2-(1-pyrrolidinylnaphthyl)ethyl}acetamide (89).

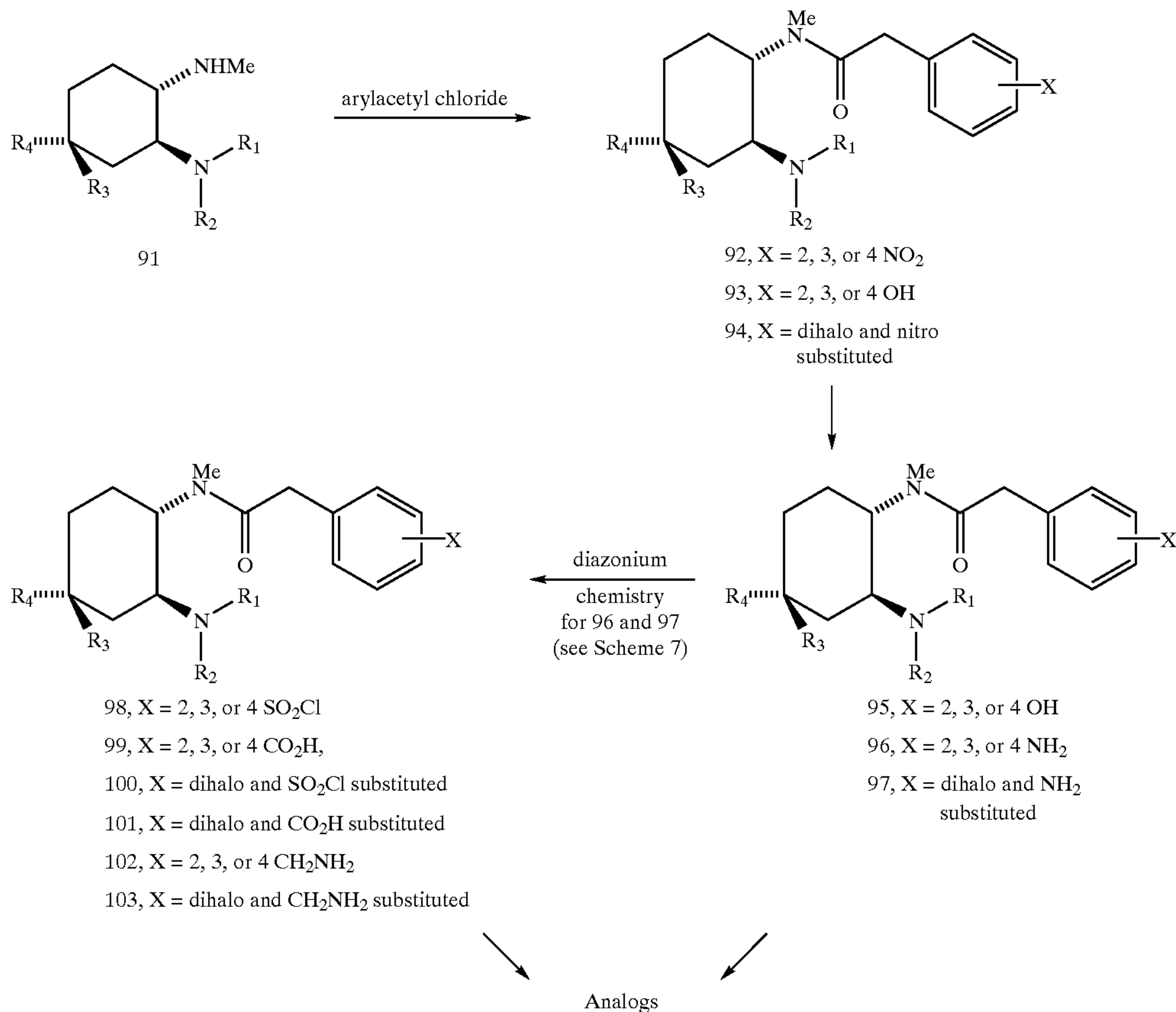
Intermediate 80 can be treated with dibenzyl phosphoryl chloride followed by deprotection to produce 2-(3,4-dichlorophenyl)-N-methyl-N-{1-3-(N-phosphoramido)aminophenyl-2-(1-pyrrolidinylnaphthyl)ethyl}acetamide (90).



- | |
|--|
| 87, R = —OPO ₃ H ₂ |
| 88, R = —CH ₂ NHSO ₂ Me |
| 89, R = (S)—CH ₂ NHC(S)NHCH(CO ₂ H)CH ₂ CO ₂ H |
| 90, R = —NHPO ₃ H ₂ |

The compounds of formula IV may be prepared by Scheme 8.

Scheme 8



wherein R₁, R₂, R₃, and R₄ are defined in formulas III and IV.

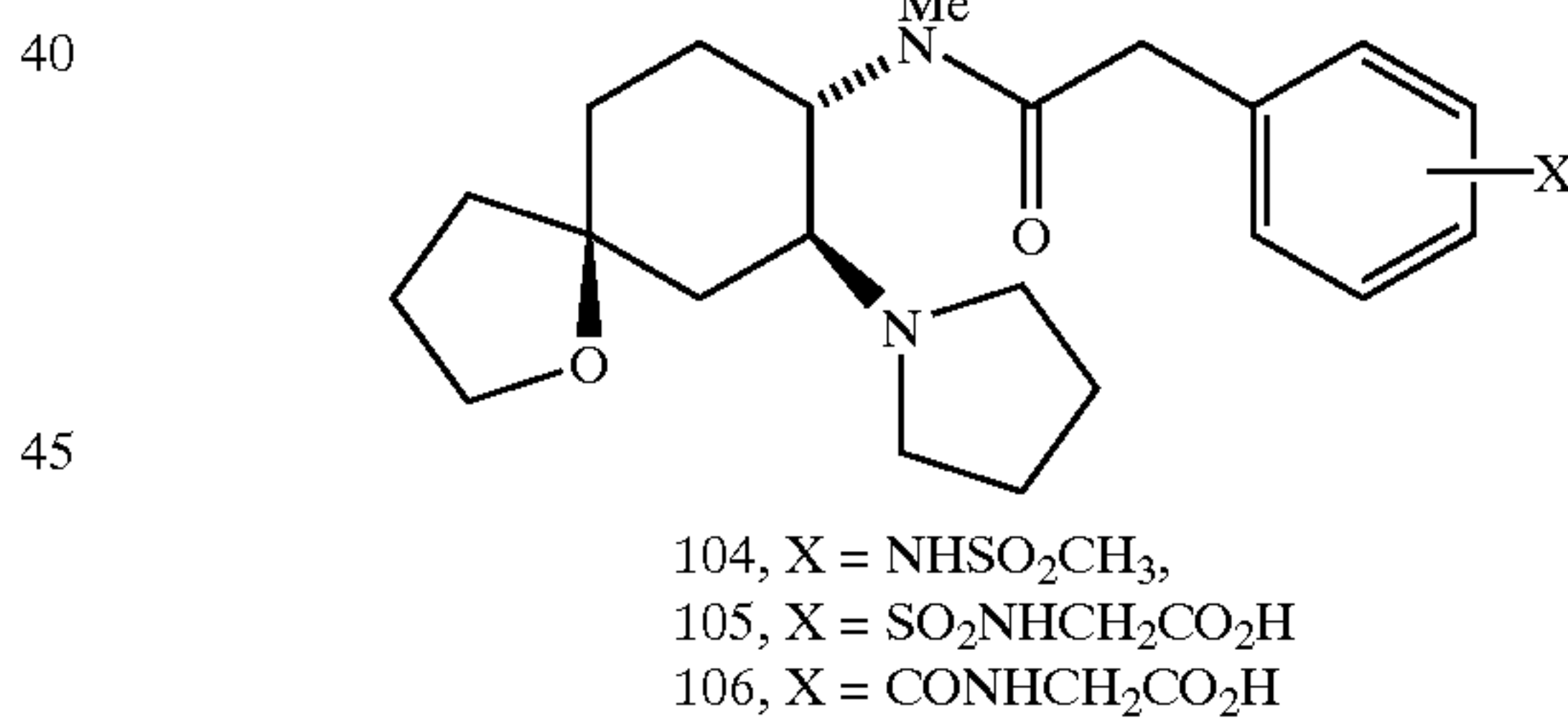
The diamino intermediate 91 (J. Med. Chem. 1990, 33, 286) can be coupled to different regioisomers of nitrophenylacetic acid, which are all commercially available. Reduction of the nitro group provides an amino group for the attachment of polar groups. Alternatively, the amino intermediates 95–97 readily undergo diazonium chemistry that converts the amino groups to carboxyl and sulfonyl chloride groups. This allows the polar groups to be attached via different linkers.

Following the procedure in Scheme 8, the following compounds are made.

Intermediate 96 can be treated with methanesulfonyl chloride to produce (-)-(5 α ,7 α ,8 β)-N-methyl-N-[7-(1-pyrrolidiny)-1-oxaspiro-[4,5] dec-8-yl]-3-(N-methanesulfonamido)aminophenylacetamide (104).

Intermediate 98 can be coupled to glycine benzyl ester and deprotected to yield (-)-(5 α ,7 α ,8 β)-N-methyl-N-[7-(1-pyrrolidiny)-1-oxaspiro-[4,5] dec-8-yl]-3-(N-2-acetic acid)sulfonamidophenylacetamide (105).

Intermediate 99 can be coupled to glycine benzyl ester and deprotected to yield (-)-(5 α ,7 α ,8 β)-N-methyl-N-[7-(1-pyrrolidiny)-1-oxaspiro-[4,5] dec-8-yl]-3-(N-2-acid) carboxamidophenylacetamide (106).



Compounds of the above formulas may have one or more asymmetric carbon atoms. Pure stereochemically isomeric forms of the above compounds may be obtained, and diastereoisomers isolated by physical separation methods, including, but not limited to crystallization and chromatographic methods. Cis and trans diastereomeric racemates may be further resolved into their isomers. If separated, active isomers may be identified by their activity. Such purification is not, however, necessary for preparation of the compositions or practice of the methods herein.

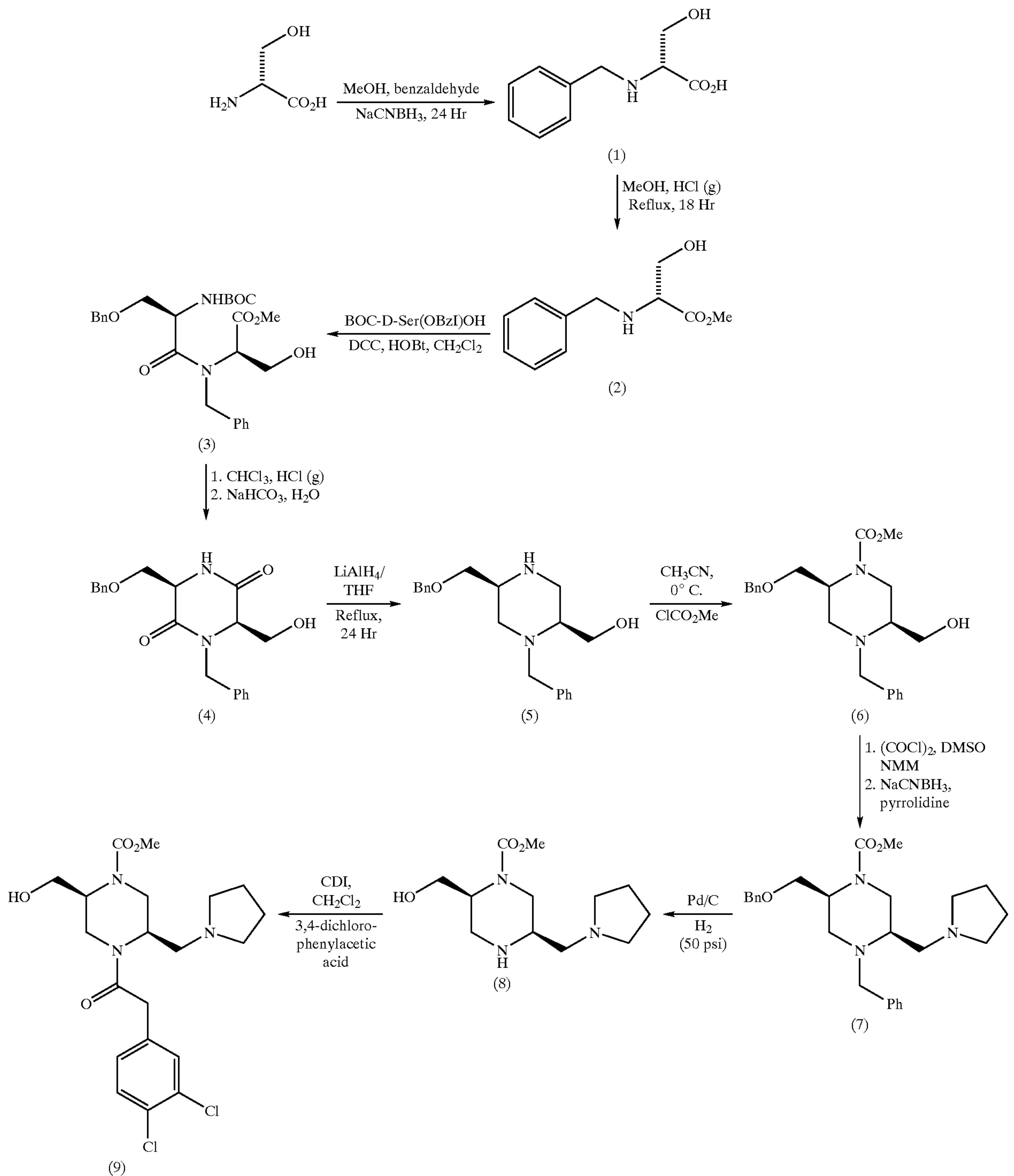
As used herein, the compounds provided herein also include pharmaceutically acceptable salts, adds and esters thereof, stereoisomers, and also metabolites or prodrugs thereof that possess activity as analgesics but do not cause substantial CNS effects when administered or applied. Metabolites include any compound that is produced upon administration of the compound and metabolism thereof.

More detailed preparations of the compounds of the present invention follow.

27

Compounds of Formula I

Preparatory for the compounds of formula I, the following intermediates were prepared. Computing . . .



60

N-Benzyl-D-serine(1)¹:

¹ Ref. (1) Ohfume, Y.; Kurokawa, N.; Higuichi, N.; Saito, M.; Hasnimoto, M.; Tanaka, T. An efficient one-step reductive N-monoalkylation of α-amino acids. *Chemistry Letters*. 1984, 441-444.

To a mixture of D-serine (25.0 g, 0.237 mol) and 200 mL anhydrous methanol was added sodium cyanoborohydride (11.95 g, 0.190 mol), while maintaining the temperature at

0° C. with an ice bath. Then, benzaldehyde (26.5 mL, 0.261 mol) was added to the reaction flask, dropwise, at 30° C. The mixture was stirred for 60 Hr. at room temperature. Then, the

mixture was filtered and rinsed with methanol (50 mL). The white solid was dried in a vacuum oven at 40° C. and 10 mmHg over 2 nights: 24.5 g. The filtrate was retained and the solvent was evaporated. This oil was passed through a silica gel column (10% MeOH/CH₂Cl₂) and 3.4 g of the desired compound was isolated. The total amount of the product was 27.9 g (60.0% yield). ¹H NMR (DMSO-d₆)

3.25 (m, 1H, CH), 3.85 (m, 2H, CH₂), 4.11 (d, 2H, benzylic CH₂), 7.45–7.53 (m, 5H, ArH).

N-Benzyl-D-serine methyl ester(2):

Hydrogen chloride (gas) was bubbled into anhydrous methanol for 10 minutes. Then, the solution was allowed to cool to room temperature. Then, N-benzyl-D-serine (24.6 gm, 0.126 mol) was added to the reaction flask and refluxed over night under dry nitrogen. Then, the solvent was evaporated and dissolved in dichloromethane (200 mL), and washed with a saturated solution of sodium bicarbonate. The dichloromethane layer was dried with magnesium sulfate and the solvent was evaporated. (23 gm, 87.2% yield). ¹H NMR (CDCl₃) δ 3.41 (d, 1H, CH), 3.52–3.80 (dd, 2H, benzylic 3.69 (s, 3H, OMe), 7.27 (s, 3H, ArH).

N-[(1,1-Dimethylethoxy)carbonyl-D-Ser-(O-Bzl)-N-benzyl-D-Ser-OMe (3):

To a solution of N-boc-D-serine-(O-bzl)OH (15 g, 50.76 mmol) in anhydrous dichloromethane (200 mL) was added HOBt (7.54 g, 55.8 mmol) at 0° C. under dry nitrogen. Then, DCC (11.5 g, 55.7 mmol) in dichloromethane (100 mL) was added dropwise to the reaction flask. Then, this mixture was stirred for 1 Hr. Then, N-benzyl-D-serine-OMe (10 g, 47.8 mmol) in dichloromethane (100 mL) was added dropwise to the reaction flask. Then, stirred for 4 days. Then, filtered and rinsed with dichloromethane (100 ml). The white precipitate was DCU and HOBt. The filtrate was evaporated and re-dissolved in ethyl acetate (100 mL). Then, this was allowed to precipitate, overnight-more DCU. This was filtered and rinsed with ethyl acetate. Then, this was isolated on a silica gel column (20% ethyl acetate/hexanes): an oil-173 g, 74.3% yield. ¹H NMR (CDCl₃) δ 1.43 (s, 9H, t-Bu), 3.54 (t, 1H, OH), 3.72 (s, 3H, OMe), 3.75 (dd, 2H, CH₂), 3.79 (dd, 2H, CH₂), 4.41 (d, 2H, CH₂ benzylic 4.43 (d, 2H, CH₂ benzylic), 7.27–7.30 (m, 10H, ArH). (2R,5R)-2-((Benzyloxy)methyl)-5-(Hydroxymethyl)-4-(phenylmethyl)-3,6-piperazine dione(4)²:

Ref. (2) Williams, T. M.; Ciccarone, T. M.; MacTough, S. C. and et al. 2-Substituted piperazines or constrained amino acids. *J. Med. Chem.* 1996, 39, 1345–1348.

Into anhydrous chloroform (300 mL) was bubbled hydrogen chloride (gas). Then, the dipeptide (3) (13.5 g, 27.7 mmol) in chloroform (100 ml) was added to the reaction flask. The flask was stoppered and stirred for 64 Hr. Then, a saturated solution (100 ml) of sodium bicarbonate was added and stirred vigorously for 48 Hr. The cyclization was completed at this point. The organic layer was separated from the aqueous layer in a 1 L separatory funnel. The product was isolated from a silica gel column, eluting with dichloromethane-methanol-0.88 ammonia (96:2:2) to give (4) as an amorphous solid (6.0 g, 61.1% yield). ¹H NMR (CDCl₃) δ 3.72–3.96 (m, 7H), 3.97–5.24 (dd, 2H, CH₂ benzylic 4.45 (dd, 2H, CH₂ benzylic 7.15–7.30 (m, 10H, ArH); MS (FAB) m/e 355 (MH⁺).

(2S,5S)-2-((Benzyloxy)methyl)-4-(phenylmethyl)-5-piperazinemethanol(5):

A suspension of lithium aluminum hydride (0.9 g, 23.7 mmol) in anhydrous tetrahydrofuran (40 mL) was treated with a solution of piperazinedione 4 (2.1 g, 5.92 mmol) in anhydrous tetrahydrofuran (200 mL). The reaction mixture was heated at reflux for 24 Hr and then, stirred at room temperature for 12 Hr. Water (10 ml) was added followed by aqueous sodium hydroxide (1N, 10 mL) and water (10 mL). The mixture was filtered, and the filtrate was evaporated to give 5 (1.67 g, 86.4% yield) as a viscous oil. ¹H NMR (CDCl₃) δ 2.58 (dd, 2H, CH₂), 2.61 (t, 1H, OH), 3.10 (dd, 2H, CH₂), 3.25 (dd, 2H, CH₂), 3.50 (dd, 2H, CH₂), 3.74 (s, 2H, CH₂), 4.41 (dd, 2H, CH₂benzylic), 7.20–7.30 (m, 10H, ArH).

(2S,5S)-Methyl 2-[(Benzyloxy)methyl]-5-(hydroxymethyl)-4-(phenylmethyl)-1-piperazine carboxylate (6)³:

(3) Naylor, A.; Judd, D. B.; Lloyd, J. H.; Scopes, D. I. C.; Hayes, A. G.; Birch, P. J. A potent new class of k-Receptor agonist : 4-substituted 1-(arylacetyl)-2-[(dialkylamino)methyl]piperazines. *J. Med Chem.* 1993, 36, 2075–2083.

A solution of 5 (1.67 g, 5.11 mmol) in acetonitrile (20 mL) was treated with a solution of methyl chloroformate (0.532 g, 5.63 mmol) in acetonitrile (10 mL) at 0° C. The mixture was stirred at ambient temperature for 30 min., and then aqueous sodium carbonate solution (15 mL) was added. The organic solvent was removed, and the aqueous residue was extracted with chloroform (3×10 mL). The combined organic extracts were washed with aqueous sodium carbonate solution (10 mL), dried, and evaporated to give 6 (1.52 g, 773% yield) as an oil. ¹H NMR (CDCl₃) δ 2.54 (dd, 2H, CH₂), 2.45 (t, 1H, OH), 2.72 (dd, 2H, CH₂), 3.51 (dd, 2H, CH₂), 3.67 (dd, 2H, CH₂), 3.69 (s, 3H, OMe), 3.81 (dd, 2H, CH₂), 4.44 (dd, 2H, CH₂benzylic), 7.17–7.31 (10H, ArH). (2S,5S)-Methyl 2-[(Benzyloxy)methyl]-5-(1-pyrrolidinyl)methyl)-4-(phenylmethyl)-1-piperazine carboxylate(7)³:

A solution of oxalyl chloride (0.545 mL, 6.24 mmol) in dichloromethane (10 mL at -65° C. was treated with a solution of dimethyl sulfoxide (1.14 mL, 16.0 mmol) in dichloromethane (5 ml) taming the reaction temperature below -65° C. The mixture was stirred at -70° C. for 10 min, and then a solution of the piperazinemethanol (6: 2 g, 5.19 mmol) in dichloromethane (20 mL) was added at such a rate that the reaction temperature was maintained below -65° C. The reaction mixture was stirred at -65° C. for 3 Hr, and a solution of N-methylmorpholine (1.42 mL, 12.91 mmol) in dichloromethane (5 mL) was added. The mixture was stirred at -20° C. for 45 min and then washed with ice-cold hydrochloric acid (0.01 N, 100 mL and 50 mL), dried, evaporated, and placed on a high vacuum pump overnight. The residue was dissolved in methanol (10 mL) and was added to a solution of pyrrolidine (0.91 mL, 10.94 mmol) in methanol (10 mL) at -10° C., which had been adjusted to pH 6.0 by the addition of methanolic hydrogen chloride. Sodium cyanoborohydride (0.67 g, 10.66 mmol) and 4-Åmolecular sieves (0.66 g) were added, and the mixture was stirred at ambient temperature for 18 Hr. The mixture was filtered, and the filtrate was evaporated to dryness. The residue was dissolved in aqueous sodium carbonate (1M, 25 mL) and extracted with dichloromethane (2×50 mL). The product was isolated from a silica gel column, eluting with dichloromethane-methanol (98:2) to give (7:1.0 g, 23.0% yield). ¹H NMR (CDCl₃) δ 1.75 (m, 4H, CH₂CH₂), 2.46 (m, 3H), 2.48 (m, 4H, CH₂CH₂), 2.55 (dd, 2H, CH₂), 2.70–2.85 (m, 3H), 3.41 (dd, 2H, CH₂), 3.69 (s, 3H, OMe), 4.10 (m, 1H), 4.20 (m, 1H), 4.41 (dd, 2H, CH₂benzylic), 7.10–7.31 (m, 10H, ArH); MS (FAB) m/e 438 (M⁺).

(2S,5S)-Methyl 2-(Hydroxymethyl)-5-[(1-pyrrolidinyl)methyl]-1-piperazine carboxylate(8):

A solution of 7 (0.25 g, 0.571 mmol) in ethanol (200 mL) was hydrogenated over 10% palladium on carbon (Degussa type E101 NE/W) at 50 psi for 7 days. Then, filtered through celite and filtrate was evaporated. (0.13 g, 0.3 mmol: 87% yield).

(2S,5S)-Methyl 4-[(3,4-dichlorophenyl)acetal]-2-(hydroxymethyl)-5-[(1-pyrrolidinyl)methyl]-1-piperazinecarboxylate (9):

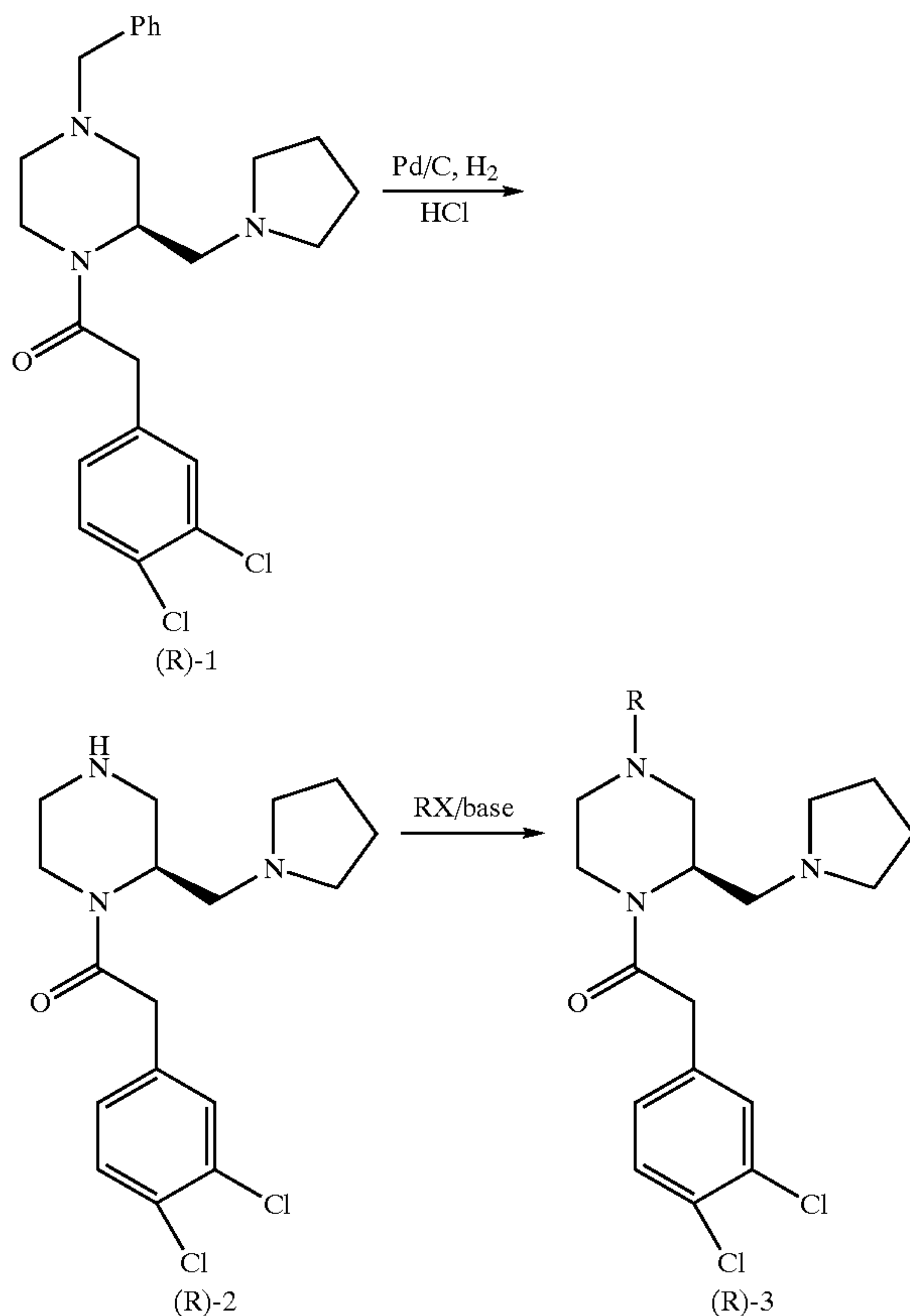
To a solution of 1,1'-carbonyldiimidazole (0.20 g, 1.26 mmol) in dichloromethane (10 mL) was added portionwise 3,4-dichlorophenylacetic acid (0.25 g, 1.26 mmol) and the resulting solution stirred under nitrogen for 1 Hr, at room temperature. A solution of 8 (0.13 g, 0.5 mmol) in dichloromethane (10 mL) was added and the mixture at room

31

temperature for 18 Hr. The reaction mixture was washed with sodium carbonate solution (2N, 2x10 mL), dried, and evaporated to give a viscous oil. This material was dissolved in a mixture of tetrahydrofuran (5 mL) and water (5 mL) and treated with lithium hydroxide (42 mg, 1.0 mmol). The reaction mixture was removed, and the aqueous residue was extracted with dichloromethane (3x10 mL). The combined organic extracts were dried and evaporated to give a colorless gum which was purified by flash column chromatography on silica gel, eluting with ethyl acetate-methanol (40:1) to give 9 (155 mg, 70%) as a colorless foam

Utilizing the above-denoted intermediates, the following compounds were prepared.

Chiral Compounds



EXAMPLE 1

(R)-4-(Phenylmethyl)-1-[(3,4-dichlorophenyl)acetyl]-2-[(1-pyrrolidinyl)methyl]piperazine hydrochloride [(R)-1 HCl]

ADL-01-0147-9

The compound (R)-1 HCl was prepared following the literature procedure³ in 54% yield; mp 168°–170° C.; ¹H NMR (free base, 200 MHz, CDCl₃) δ 1.65 (4H, m), 1.95–3.00 (6H, m), 3.10–3.80 (9H, m), 4.35 (1H, m), 4.70 (1H, m), 7.00 (1H, m), 7.30 (7H, m); MS (FAB) 448 (M+H)⁺; Anal. Calcd for C₂₄H₂₉Cl₂N₃O.2HCl.H₂O: C, 53.64; H, 6.19; N, 7.82. Found: C, 53.69; H, 5.88; N, 7.49.

32

EXAMPLE 2

(R)-1-[(3,4-Dichlorophenyl)acetyl]-2-[(1-pyrrolidinyl)methyl]piperazine hydrochloride [(R)-2HCl]

ADL-01-0047-9

The compound was prepared by the catalytic hydrogenation of (R)-1 HCl following the procedure described in the above reference. The product was isolated as a free base as clear oil in 81% yield and the dihydrochloride salt was prepared from 1M ethereal HCl; ¹H NMR (free base, 200 MHz, CDCl₃) δ 1.67 (4H, m), 1.95–3.10 (6H, m), 3.10–3.80 (7H, m), 4.30 (1H, m), 4.65 (1H, m), 7.05 (1H, m), 7.35 (3H, m); MS (FAB) 356 (M+H).

EXAMPLE 3

(R)-4-Methanesulfonyl-1-[(3,4-dichlorophenyl)acetyl]-2-[(1-pyrrolidinyl)methyl]piperazine hydrochloride [(R)-3a HCl]

ADL-01-0039-6

To the solution of (R)-2 (712 mg, 2 mmol in 10 ml CH₂Cl₂), methanesulfonyl chloride (573 mg, 5 mmol) and pyridine (1 ml) were added at 0° C., stirred overnight at that temperature, the solution was washed with aq. 5% K₂CO₃ solution, extracted with dichloromethane, dried and evaporated solvent to give crude oil. This material was purified by flash column chromatography on silica gel, eluting with dichloromethane-methanol-ammonia (100:5:1), to give the free base, which was dissolved into 2 ml of dichloromethane and HCl (3 ml, 1M in Et₂O) was added to afford a white salt (R)-3a HCl (600 mg, 69%); mp 130°–132° C.; ¹H NMR (free base, 200 MHz, CDCl₃) δ 1.61–1.85 (4H, m), 2.38–2.65 (6H, m), 2.72 (3H, s), 2.80–3.06 (2H, m), 3.15–3.36 (1H, m), 3.50–3.96 (4H, m), 4.48–4.93 (1H, m), 7.00–7.10 (1H, m), 7.25–7.40 (2H, m); MS (FAB) 434 (M+H)⁺; Anal. Calcd for C₁₈H₂₅Cl₂N₃O₃S. HCl.0.5 CH₃OH.: C, 45.64; H, 5.59; N, 8.63. Found: C, 45.69; H, 5.58; N, 8.73.

EXAMPLE 4

(R)-4-t-Butyl-acetyl-1-[(3,4-dichlorophenyl)acetyl]-2-[(1-pyrrolidinyl)methyl]piperazine [(R)-3b]

ADL-01-0040-4

To the solution of (R)-2 (356 mg, 1 mmol in 10 ml acetone), t-butyl bromoacetate (234 mg, 1.2 mmol) and K₂CO₃ (207 mg, 1.5 mmol) were added at 0° C., stirred overnight at that temperature, the solution was washed with aq. 5% K₂CO₃ solution, extracted with dichloromethane, dried and evaporated solvent to give crude oil. This material was purified by flash column chromatography on silica gel, eluting with dichloromethane-methanol-ammonia (100:5:1), to give (R)-3b (329 mg, 70%); ¹H NMR (free base, 200 MHz, CDCl₃) δ 1.36 (9H, s), 1.91–2.37 (7H, m), 2.65–3.13 (7H, m), 3.58–4.20 (6H, m), 5.00 (1H, m), 7.12–7.21 (2H, m), 7.40 (1H, m). The compound was used directly into the following reaction.

33

EXAMPLE 5

(R)-4-[(3,4-dichlorophenyl)acetyl]-3-[(1-pyrrolidinyl)methyl]-1-piperazineacetic acid dihydrochloride [(R)-3c 2HCl]

ADL-01-0042-0

Compound (R)-3b (329 mg, 0.7 mmol) was dissolved into 5 ml THF/Et₂O (1:1), and HCl (5 ml, 1M in Et₂O) was added, kept 12 hrs to afford a white salt (R)-3c HCl (275 mg, 61%); mp 190° C. (d). ¹H NMR (free base, 200 MHz, CDCl₃) δ 1.85–2.20 (4H, m), 2.95–4.41 (17H, m), 5.18–5.35 (1H, m), 7.30–7.45 (1H, m), 7.56–7.72 (2H, m); MS (FAB) 414 (M+H)⁺; Anal. Calcd for C₁₉H₂₅Cl₂N₃O₃ · 2 HCl · 0.5 H₂O: C, 45.16; H, 5.78; N, 8.32. Found: C, 44.91; H, 5.88; N, 8.56.

EXAMPLE 6

(R)-4-N-t-Boc-D-aspartic acid-β-benzyl ester-1-[(3,4-dichlorophenyl)acetyl]-2-[(1-pyrrolidinyl)methyl]-piperazine [(R)-3d]

ADL-01-0048-7

To the solution of N-t-Boc-D-aspartic acid-β-benzyl ester (646 mg, 2 mmol) and HOBt (270 mg, 2 mmol in 10 ml CH₂Cl₂), DCC (413 mg, 2 mmol) was added at 0° C., stirred 1 h at that temperature, (R)-2 (356 mg, 1 mmol in 10 ml CH₂Cl₂) was added, stirred 24 hrs at room temperature, the solution was washed with aq. 5% K₂CO₃ solution, extracted with dichloromethane, dried and evaporated solvent to give crude oil. This material was purified by flash column chromatography on silica gel, eluting with dichloromethane-methanol-ammonia (100:1:1), to give the (R)-3d (628 mg, 95%), ¹H NMR (free base, 200 MHz, CDCl₃) δ 1.35 (9H, s), 1.70–1.87 (4H, m), 2.32–3.16 (6H, m), 3.35–4.46 (6H, m), 4.80–5.68 (6H, m), 7.07–7.45 (8H, m). The compound was used directly into the reaction below.

EXAMPLE 7

(R)-4-Aspartic acid-1-[(3,4-dichlorophenyl)acetyl]-2-[(1-pyrrolidinyl)methyl]-piperazine dihydrochloride [(R)-3e 2HCl]

ADL-01-0041-2

+The compound (R)-3d was dissolved into 1 ml of HOAc, and HCl (1 ml, 2N) was added, standing 20 min, then hydrogenated at 1 atm., 10% Pd on carbon at room temperature for 1 h to afford a white salt (R)-3e (430 mg, 91.5%); mp 168° C. (d). ¹H NMR (DMSO-d₆) δ 1.92–2.16 (4H, m), 2.75–5.28 (18H, m), 2.72 (3H, s), 7.31–7.52 (3H, m), 8.45–8.80 (3H, m); MS (FAB) 471 (M+H)⁺; Anal. Calcd for C₂₁H₂₈Cl₂N₄O₄ · 2 HCl: C, 46.34; H, 5.18; N, 10.29. Found: C, 45.52; H, 6.02; N, 9.73.

EXAMPLE 8

(R)-4-Acetyl-1-[(3,4-dichlorophenyl)acetyl]-2-[(1-pyrrolidinyl)methyl]-piperazine hydrochloride [(R)-3f HCl]

ADL-01-0148-5

The compound was prepared as reported in the literature (*J. Med. Chem.* 1993, 36, 2075–2083) from (R)-2, the hydrochloride salt was prepared from 1M ethereal HCl to afford (R)-3f HCl in 88% yield; mp 153°–155° C.; MS (FAB) 398 (M+H)⁺. Anal. Calcd for C₁₉H₂₅Cl₂N₃O₂ · HCl · H₂O: C, 52.49; H, 6.03; N, 9.66. Found: C, 50.40; H, 6.23; N, 9.28.

34

EXAMPLE 9

(R)-4-(Diethoxyphosphonate)-1-[(3,4-dichlorophenyl)acetyl]-2-[(1-pyrrolidinyl)methyl] piperazine hydrochloride [(R)-3g HCl]

ADL-01-0149-3

To a solution of (R)-2 (0.178 g, 0.5 mmol) in 10 mL of CH₂Cl₂ was added Et₃N (0.101 g, 1.0 mmol) and diethylchlorophosphonate (0.174 g, 1.0 mmol) under a nitrogen atmosphere. The reaction mixture was stirred at room temperature for 13 h and then poured over aqueous 10% K₂CO₃. The organic layer was separated, dried over anhydrous Na₂SO₄, and evaporated to dryness under reduced pressure to give the compound as a yellow oil. The oil was purified on a silica gel column (solvent system: CH₂Cl₂:CH₃OH:28% NH₄OH, 95:5:2) and converted to hydrochloride salt by usual method to give (R)-3g HCl, 0.10 g (38%); mp 168°–170° C.; ¹H NMR (free base, 200 MHz, CDCl₃) δ 1.20 (6H, t, J=7.0 Hz), 1.64 (4H, m), 2.30–2.70 (6H, m), 2.85–3.15 (1H, m), 3.45–3.80 (4H, m), 3.60 (2H, brs), 3.98 (4H, m), 4.35 (1H, m), 4.70 (1H, m), 7.00 (1H, m), 7.30 (2H, m); MS (FAB) 492, 494 (M+H)⁺. Anal. Calcd for C₂₁H₃₂Cl₂N₃O₄ · P · HCl · 0.5H₂O: C, 46.90; H, 6.37; N, 7.81. Found: C, 46.66; H, 5.90; N, 8.16.

EXAMPLE 10

(R)-4-Trifluoroacetyl-1-[(3,4-dichlorophenyl)acetyl]-2-[(1-pyrrolidinyl)methyl]-piperazine hydrochloride [(R)-3h HCl]

ADL-01-0150-1

To the solution of (R)-2 (0.356 g, 1.0 mmol) in 10 mL of CH₂Cl₂ was added Et₃N (0.202 g, 2.0 mmol) and trifluoroacetic anhydride (0.42 g, 2.0 mmol) in a nitrogen atmosphere. The reaction mixture was stirred at room temperature for 12 h and TLC showed starting material was still present, added another equivalent of trifluoroacetic anhydride and stirring was continued for additional 12 h. The reaction was worked up as above and the hydrochloride salt was prepared as usual to give (R)-3h HCl, 0.25 g (50%); mp 145°–147° C.; ¹H NMR (free base, 200 MHz, CDCl₃) δ 1.60 (4H, m), 2.20–2.75 (6H, m), 3.10 (1H, m), 3.45–3.80 (4H, m), 4.00 (1H, J=14.0 Hz, d), 4.25 (1H, m), 4.45 (1H, J=14.0 Hz, d), 4.70 (1H, m), 7.00 (1H, m), 7.28 (2H, m); MS (FAB) 452, 454 (M+H)⁺. Anal. Calcd for C₁₉H₂₂Cl₂F₃N₃O₂ · HCl · 0.5H₂O: C, 45.85; H, 4.86; N, 8.44. Found: C, 46.26; H, 4.82; N, 8.33.

EXAMPLE 11

(R)-4-[(3,4-Dichlorophenyl)acetyl]-3-[(1-pyrrolidinyl)methyl]-1-piperazinecarboxamide hydrochloride [(R)-3i HCl]

ADL-01-0151-9

To the solution of (R)-2 (0.356 g, 1.0 mmol) in acetic acid (0.186 g, 3.0 mmol) and water was added KOCN (0.244 g, 3.0 mmol) and the reaction mixture was stirred at room temperature for 72 h. An aqueous 10% K₂CO₃ was added to the reaction mixture to bring the pH to near 12.0 and the product was extracted with CH₂Cl₂, washed with saturated salt solution, dried over anhydrous Na₂SO₄. The removal of solvent at reduced pressure gave the crude product which was purified on a silica gel column (solvent system: CH₂Cl₂:CH₃OH:28% NH₄OH, 95:5:1) to give the desired product as a white solid. The hydrochloride salt was prepared from 1M ethereal HCl to give (R)-3i HCl as a white

35

solid, 0.15 g (31%); $^1\text{H NMR}$ (free base, 200 MHz, CDCl_3) δ 1.65 (4H, m), 2.10–3.20 (6H, m), 3.40–3.70 (4H, m), 3.95 (2H, m), 4.20 (2H, $J=14.0$ Hz, d,m), 4.70 (1H, m), 5.35 (2H, bs), 7.00 (1H, m), 7.25 (2H, m); MS (FAB) 399, 401 ($\text{M}+\text{H}$) $^+$. Anal. Calcd for $\text{C}_{18}\text{H}_{24}\text{Cl}_2\text{N}_4\text{O}_2\cdot\text{HCl}\cdot\text{H}_2\text{O}\cdot 0.125$ CH_2Cl_2 : C, 46.88; H, 5.91; N, 12.06. Found: C, 46.66; H, 5.50; N, 11.97.

EXAMPLE 12

(R)-4-[(3,4-Dichlorophenyl)acetyl]-3-[(1-pyrrolidinyl)methyl]-1-piperazinecarboxaldehyde hydrochloride [(R)-3j HCl]

ADL-01-0156-8

To the solution of (R)-2 (0.356 g, 1.0 mmol) in 10 mL of CH_2Cl_2 was added 1.0 mL of methylformate (excess) at 0°C . under a nitrogen atmosphere. The reaction mixture was stirred for 24 h and solvent was removed at reduced pressure to give the crude product. The compound was purified on a silica gel column (solvent system: $\text{CH}_2\text{Cl}_2:\text{CH}_3\text{OH}:28\%$ NH_4OH , 95:5:1) and converted to the hydrochloride salt, (R)-3j HCl, 0.10 g (23%); mp 126°C . (d); $^1\text{H NMR}$ (free base, 200 MHz, CDCl_3) δ 1.62 (4H, m), 2.10–3.20 (6H, m), 3.35–3.85 (5H, m), 4.25 (3H, m), 4.60 (1H, m), 7.00 (1H, m), 7.26 (2H, m), 7.90 (1H, s); MS (FAB) 384, 386 ($\text{M}+\text{H}$) $^+$.

EXAMPLE 13

(R)-4-[(3,4-Dichlorophenyl)acetyl]-3-[(1-pyrrolidinyl)methyl]-1-piperazine-sulfonamide hydrochloride [(R)-3k HCl]

ADL-01-0164-2

To a solution of (R)-2 (0.356 g, 1.0 mmol) in 5 mL of p-dixane was added sulfamide⁴ ($\text{NH}_2\text{SO}_2\text{NH}_2$, 0.96 g, 10 mmol) under a nitrogen atmosphere and the reaction mixture was heated to reflux for 2 h. The reaction mixture was evaporated to dryness under reduced pressure and the residue was redissolved in CH_2Cl_2 and washed with aqueous 10% K_2CO_3 , saturated salt solution, and dried over anhydrous Na_2SO_4 . The removal of solvent resulted the free base of the product which was purified on a silica gel column (solvent system: $\text{CH}_2\text{Cl}_2:\text{CH}_3\text{OH}:28\%$ NH_4OH , 98:2:1). The hydrochloride salt was prepared from 1M etherial HCl to give (R)-3k HCl, 0.10 g (21%); mp 183°C – 185°C .; $^1\text{H NMR}$ (free base, 200 MHz, CDCl_3) δ 1.68 (4H, m), 2.30–3.00 (6H, m), 3.15–4.00 (5H, m), 4.15–4.65 (3H, m), 4.85 (1H, m), 7.00 (1H, m), 7.31 (4H, m); MS (FAB) 435 ($\text{M}+\text{H}$) $^+$. Anal. Calcd for $\text{C}_{17}\text{H}_{24}\text{Cl}_2\text{N}_4\text{O}_3\cdot\text{S}\cdot\text{HCl}$: C, 43.28; H, 5.34; N, 11.87. Found: C, 42.90; H, 5.35; N, 11.43. Ref. (4) Alker, D. et. al. *J. Med. Chem.* 1990, 33, 585.

EXAMPLE 14

(R)-4-(4-Methylphenylsulfonyl)-1-[(3,4-dichlorophenyl)acetyl]-2-[(1-pyrrolidinyl)methyl] piperazine hydrochloride [(R)-31 HCl]

ADL-01-0165-9

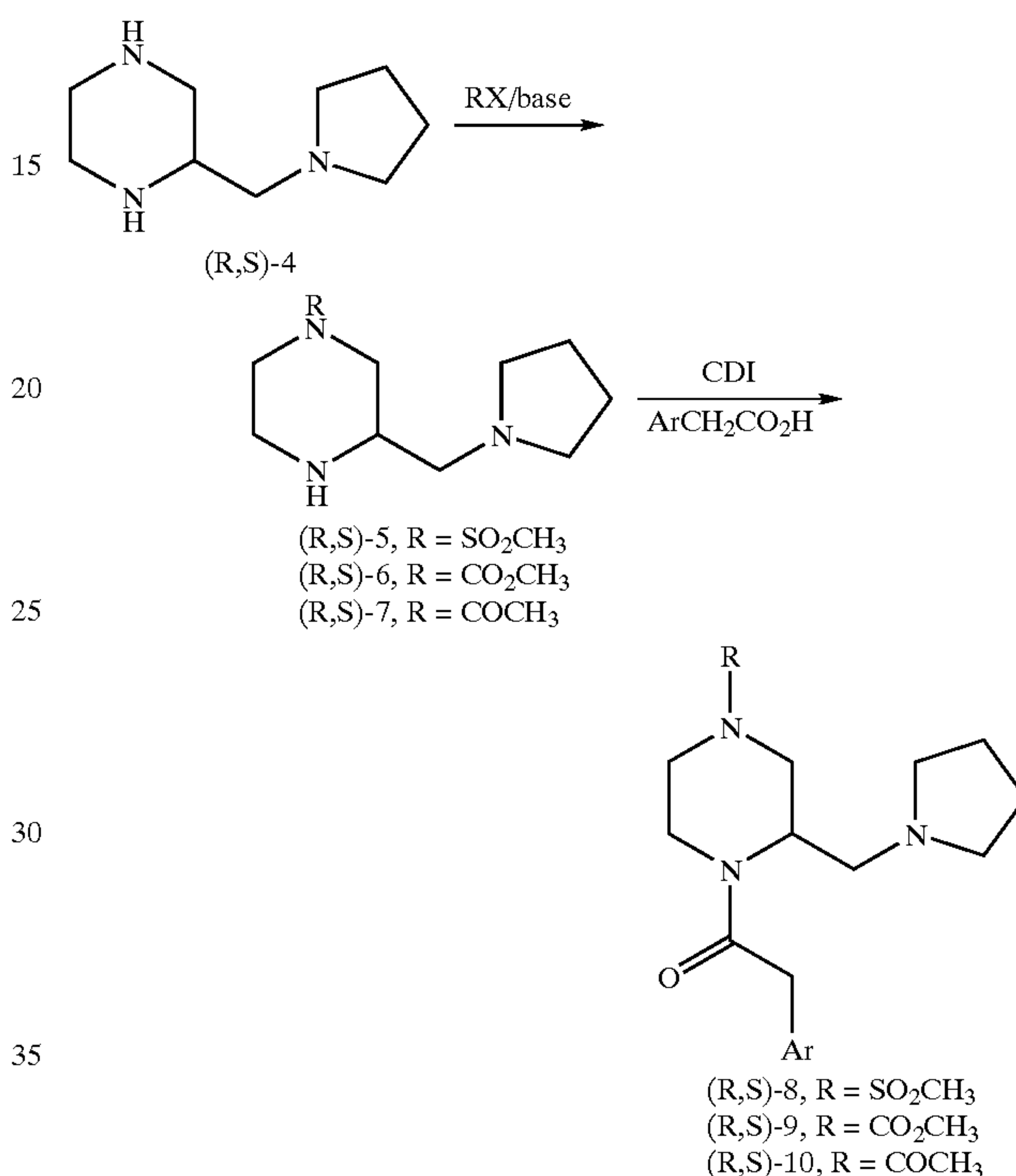
To a solution of (R)-2 (0.356 g, 1.0 mmol) in 5 mL of CH_2Cl_2 was added p-toluenesulfonyl chloride (0.38 g, 2 mmol) followed by 0.5 mL of pyridine under a nitrogen atmosphere. The reaction mixture was stirred at room temperature for 16 h and then poured onto aqueous 10% K_2CO_3 . The organic layer was separated and dried over anhydrous Na_2SO_4 . The removal of solvent gave the product which was purified on a silica gel column (solvent system: $\text{CH}_2\text{Cl}_2:\text{CH}_3\text{OH}:28\%$ NH_4OH , 98:2:1). The hydrochloride

36

salt was prepared to give (R)-31 HCl, 0.15 g (27%); mp 240°C . (d); $^1\text{H NMR}$ (free base, 200 MHz, CDCl_3) δ 1.65 (4H, m), 1.95–3.00 (6H, m), 2.38 (3H, s), 3.15–3.85 (5H, m), 4.45 (1H, m), 4.75 (1H, m), 6.95 (1H, m), 7.25 (4H, m), 7.50 (2H, $J=8.0$ Hz, d); MS (FAB) 510 ($\text{M}+\text{H}$) $^+$. Anal. Calcd for $\text{C}_{24}\text{H}_{29}\text{Cl}_2\text{N}_3\text{O}_3\cdot\text{S}\cdot\text{HCl}\cdot 0.25\text{H}_2\text{O}$: C, 52.32; H, 5.35; N, 7.63. Found: C, 52.23; H, 5.50; N, 7.51.

Racemic Compounds

Racemic compounds were prepared as illustrated by the following steps.



(R,S)-2-[(1-Pyrrolidinyl)methyl]piperazine hydrochloride [(R,S)-4 HCl]

The compound was prepared following the literature procedure¹ and isolated as hydrochloride salt.

(R,S)-4-(R= SO_2CH_3 , CO_2CH_3 , COCH_3)-2-[(1-Pyrrolidinyl)methyl]piperazine hydrochloride [(R,S)-5, 6, 7]

These compounds were also prepared according to the procedures described in the literature¹ and each of the products were purified as free base before utilizing below.

EXAMPLE 15

(R,S)-4-Methanesulfonyl-1-[(3,4-dichlorophenyl)acetyl]-2-(1-pyrrolidinyl)methyl]piperazine hydrochloride [(R,S)-8a HCl] (General Procedure)

ADL-01-0135-2

1,1'-Carbonyldiimidazole (0.324 g, 2.0 mmol) was added to a stirred solution of 3,4-dichlorophenylacetic acid (0.41 g, 2.0 mmol) in 10 mL of CH_2Cl_2 at room temperature under a nitrogen atmosphere, and the resulting solution was continued stirring for additional 1 h. The resulting solution was then added to a stirred solution of (R,S)-5 (0.247 g, 1.0 mmol) in 10 mL of CH_2Cl_2 at 0°C . and the reaction mixture was stirred for further 20 h. The reaction mixture was diluted

37

with CH_2Cl_2 and washed with aqueous 2M Na_2CO_3 . The organic layer was dried and evaporated to dryness and the product was purified on a silica gel column (solvent system: $\text{CH}_2\text{Cl}_2:\text{CH}_3\text{OH}:28\% \text{NH}_4\text{OH}$, 98:2:1). The hydrochloride salt was prepared by redissolving the compound in CH_2Cl_2 and treating the solution with 1M etherial HCl to give (R,S)-8a HCl as a white solid, 0.20 g (32%); NMR (see R-3a); MS (FAB) 434 (M+H)⁺; Anal. Calcd for $\text{C}_{18}\text{H}_{25}\text{Cl}_2\text{N}_3\text{O}_3\text{S} \cdot \text{HCl} \cdot 0.5\text{H}_2\text{O}$: C, 45.13; H, 5.51; N, 8.77. Found: C, 45.46; H, 5.36; N, 8.71.

The following compounds were similarly prepared from (R,S)-5, 6, and 7:

EXAMPLE 16

(R,S)-4-Methanesulfonyl-1-[(4-methylsulfonylphenyl)acetyl]-2-[(1-pyrrolidinyl)methyl]piperazine hydrochloride [(R,S)-8b HCl]

ADL-01-0117-0

The compound was prepared from 4-methylsulfonylphenylacetic acid and the hydrochloride salt was recrystallized from CH_3OH to give (R,S)-8b HCl in 60% yield; mp 185°–188° C.; ¹H NMR (free base, 200 MHz, CDCl_3) δ 1.65 (4H, m), 2.30–2.70 (6H, m), 2.80 (3H, s), 2.85–3.10 (3H, m), 3.00 (2H, m), 3.25 (1H, m), 3.50–3.95 (4H, m), 4.50 (1H, m), 4.80 (1H, m), 7.40 (2H, J=7.5 Hz, d), 7.80 (2H, J=7.5 Hz, d); MS (FAB) 444 (M+H)⁺; Anal. Calcd for $\text{C}_{19}\text{H}_{29}\text{N}_3\text{O}_5\text{S}_2 \cdot \text{HCl}$: C, 47.54; H, 6.30; N, 8.75. Found: C, 46.03; H, 6.24; N, 8.80.

EXAMPLE 17

(R,S)-4-Methanesulfonyl-1-[(2-nitrophenyl)acetyl]-2-[(1-pyrrolidinyl)methyl]piperazine hydrochloride [(R,S)-8c HCl]

ADL-01-0119-6

The compound was prepared from 2-nitrophenylacetic acid in 65% yield as hydrochloride salt; mp 253°–255° C.; ¹H NMR (free base, 200 MHz, CDCl_3) δ 1.70 (4H, m), 2.40–3.10 (6H, m), 2.75 (3H, s), 3.45 (1H, m), 3.70–4.00 (4H, m), 4.05–4.30 (2H, m), 4.50 (1H, m), 4.72 (1H, m), 7.45 (3H, m), 8.05 (1H, J=8.0 Hz, d); MS (FAB) 411 (M+H)⁺; Anal. Calcd for $\text{C}_{18}\text{H}_{26}\text{N}_4\text{O}_5\text{S} \cdot \text{HCl}$: C, 48.37; H, 6.09; N, 12.54. Found: C, 48.36; H, 5.66; N, 12.29.

EXAMPLE 18

(R,S)-4-Methanesulfonyl-1-[(4-trifluoromethylphenyl)acetyl]-2-[(1-pyrrolidinyl)methyl]piperazine hydrochloride [(R,S)-8d HCl]

ADL-01-0120-4

The compound was prepared as a hydrochloride salt from 4-trifluoromethylphenylacetic acid in 82% yield; 182°–185° C.; ¹H NMR (free base, 200 MHz, CDCl_3) δ 1.65 (4H, m), 2.35–3.05 (6H, m), 2.71 (3H, s), 3.25 (1H, m), 3.50–3.95 (5H, m), 4.55 (1H, m), 4.85 (1H, m), 7.30 (2H, m), 7.50 (2H, J=7.8 Hz, d); MS (FAB) 434 (M+H)⁺; Anal. Calcd for $\text{C}_{19}\text{H}_{26}\text{F}_3\text{N}_3\text{O}_3\text{S} \cdot \text{HCl} \cdot 0.5\text{H}_2\text{O}$: C, 47.65; H, 5.89; N, 8.77. Found: C, 48.36; H, 5.80; N, 8.51.

38

EXAMPLE 19

(R,S)-4-Methanesulfonyl-1-[(3-indolylacetyl)-2-[(1-pyrrolidinyl)methyl]piperazine hydrochloride [(R,S)-8e HCl]

ADL-01-0134-5

The compound was prepared from 3-indoleacetic acid and isolated as free base in 40% yield and converted to hydrochloride salt; mp 219°–221° C.; ¹H NMR (free base, 200 MHz, CDCl_3) δ 1.65 (4H, m), 2.10–3.00 (6H, m), 2.55 (3H, s), 3.10–3.45 (2H, m), 3.45–3.90 (4H, m), 4.05 (1H, m), 4.55 (1H, m), 4.90 (1H, m), 7.05 (3H, m), 7.25 (1H, m), 7.50 (1H, m), 8.95 (1H, bs); MS (FAB) 405 (M+H)⁺; Anal. Calcd for $\text{C}_{20}\text{H}_{28}\text{N}_4\text{O}_3\text{S} \cdot \text{HCl} \cdot 0.5\text{H}_2\text{O}$: C, 58.09; H, 7.07; N, 13.55. Found: C, 58.37; H, 6.68; N, 13.30.

EXAMPLE 20

(R,S)-Methyl 4-[(4-methylsulfonylphenyl)acetyl]-3-[(1-pyrrolidinyl)methyl]-1-piperazinecarboxylate hydrochloride [(R,S)-9a HCl]

ADL-01-0092-5

The compound was prepared from 4-methylsulfonylphenylacetic acid and the hydrochloride salt was prepared from 1M etherial HCl to give (R,S)-9a HCl in 46% yield; mp 225° C.; ¹H NMR (free base, 200 MHz, CDCl_3) δ 1.60 (4H, m), 2.15–2.95 (6H, m), 2.98 (3H, s), 3.15 (2H, m), 3.35 (3H, m), 3.60 (3H, s), 3.95 (2H, m), 4.30 (1H, m), 4.72 (1H, m), 7.45 (2H, m), 7.75 (2H, J=7.5 Hz, d); MS (FAB) 424 (M+H)⁺; Anal. Calcd for $\text{C}_{20}\text{H}_{29}\text{N}_3\text{O}_5\text{S} \cdot \text{HCl} \cdot 0.25\text{H}_2\text{O}$: C, 51.72; H, 6.62; N, 9.05. Found: C, 51.93; H, 6.47; N, 8.44.

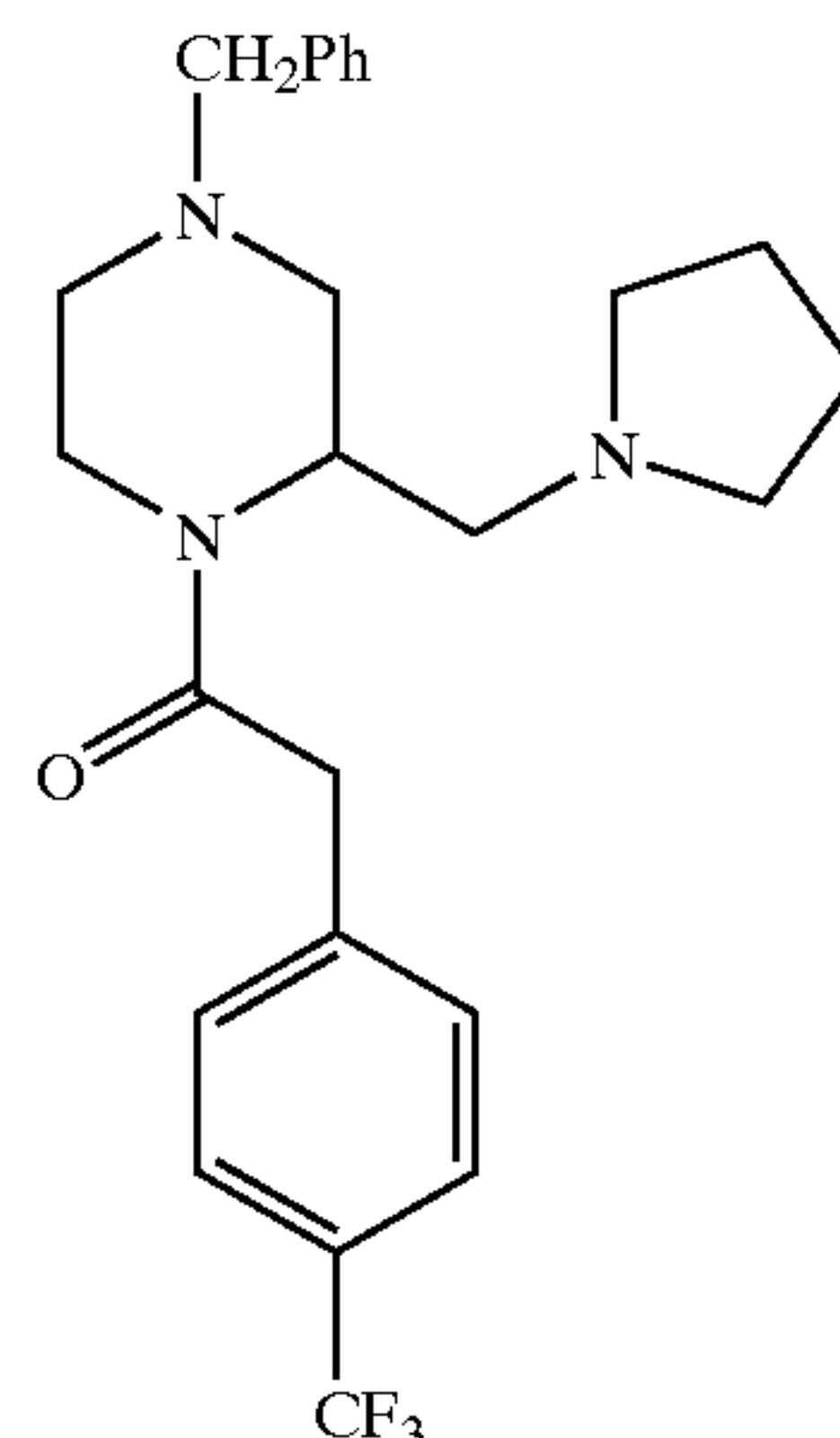
EXAMPLE 21

(R,S)-Methyl 4-[(4-trifluoromethylphenyl)acetyl]-3-[(1-pyrrolidinyl)methyl]-1-piperazinecarboxylate hydrochloride [(R,S)-9b HCl]

ADL-01-0094-1

The compound was prepared as a hydrochloride salt from 4-trifluoromethylphenylacetic acid to give (R,S)-9b HCl in 48%; mp 210° C.; ¹H NMR (200 MHz, CDCl_3) δ 1.50 (4H, m), 1.95–2.30 (6H, m), 2.35–3.50 (4H, m), 3.65 (3H, s), 3.70–4.50 (5H, m), 7.45 (4H, m); MS (FAB) 414 (M+H)⁺; Anal. Calcd for $\text{C}_{20}\text{H}_{26}\text{F}_3\text{N}_3\text{O}_3 \cdot \text{HCl} \cdot 0.25\text{H}_2\text{O}$: C, 52.86; H, 6.10; N, 9.25. Found: C, 53.03; H, 5.94; N, 8.94.

(R,S)-11



Another minor product (R,S)-11 (ADL-01-0093-3) was isolated as a hydrochloride salt from this reaction in 10% yield; mp 190° C.; MS (FAB) 446 (M+H)⁺.

39

EXAMPLE 22

(R,S)-Methyl 4-[(3-indolyl)acetyl]-3-[(1-pyrrolidinyl)-methyl]-1-piperazine-carboxylate hydrochloride [(R,S)-9c HCl]

ADL-01-0095-8

The compound was prepared from 3-indoleacetic acid and the hydrochloride salt was prepared to give (R,S)-9c HCl in 75% yield; mp 143° C.; ¹H NMR (200 MHz, CDCl₃) δ 1.55 (4H, m), 1.90–2.52 (6H, m), 2.70–3.75 (9H, m), 3.35 (3H, S), 6.60 (2H, m), 6.85 (2H, m), 7.20 (1H, s), 7.65 (1H, brs); MS (FAB) 385 (M+H)⁺.

EXAMPLE 23

(R,S)-Methyl 4-[(2-nitrophenyl)acetyl]-3-[(1-pyrrolidinyl)-methyl]-1-piperazine-carboxylate hydrochloride [(R,S)-9d HCl]

ADL-01-0096-6

The compound was prepared from 2-nitrophenylacetic acid and hydrochloride was prepared from 1M etherial HCl to give (R,S)-9d HCl in 42% yield; mp 228° C.; ¹H NMR (free base, 200 MHz, CDCl₃) δ 1.60 (4H, brs), 1.80–2.30 (4H, m), 2.70 (2H, m), 3.05 (2H, m), 3.60 (3H, s), 3.55–4.10 (4H, m), 4.35 (2H, J=14.0 Hz, dd), 5.10 (1H, m), 7.50 (3H, m), 8.05 (1H, J=7.5 Hz, d); MS (FAB) 391 (M+H)⁺; Anal. Calcd for C₁₉H₂₆N₄O₅·HCl: C, 53.46; H, 6.37; N, 13.12. Found: C, 54.29; H, 6.38; N, 12.58.

EXAMPLE 24

(R,S)-Methyl 4-[(2-methoxyphenyl)acetyl]-3-[(1-pyrrolidinyl)-methyl]-1-piperazinecarboxylate hydrochloride [(R,S)-9e HCl]

ADL-01-0097-4

The compound was prepared as above from 2-methoxyphenylacetic acid to give (R,S)-9e HCl in 12% yield; mp 120° C.; ¹H NMR (free base, 200 MHz, CDCl₃) δ 1.65 (4H, m), 2.25–2.95 (6H, m), 3.10 (1H, m), 3.30–4.10 (5H, m), 3.60 (3H, s), 3.70 (3H, s), 4.40 (1H, m), 4.70 (1H, m), 6.84 (2H, m), 7.15 (3H, m); MS (FAB) 376 (M+H)⁺; Anal. Calcd for C₂₀H₂₉N₃O₄·HCl·H₂O: C, 55.87; H, 7.50; N, 9.77. Found: C, 55.78; H, 6.97; N, 9.42.

EXAMPLE 25

(R,S)-Methyl 4-[(2-aminophenyl)acetyl]-3-[(1-pyrrolidinyl)-methyl]-1-piperazinecarboxylate dihydrochloride [(R,S)-9f 2HCl]

ADL-01-0098-2

The compound was prepared by the hydrogenation of (R,S)-9e HCl on 10% Pd/C following the procedure described in the literature¹. The compound, (R,S)-9f 2HCl, was isolated as dihydrochloride in 84% yield; mp 195° C. (d); ¹H NMR (200 MHz, DMSO-d₆) δ 2.00 (4H, m), 3.05–4.45 (16H, m), 3.75 (3H, s), 5.00 (1H, m), 7.45 (4H, brs); MS (FAB) 361 (M+H)⁺; Anal. Calcd for C₁₉H₂₈N₄O₃·2HCl·H₂O: C, 50.56; H, 7.15; N, 12.41. Found: C, 50.36; H, 7.26; N, 12.05.

40

EXAMPLE 26

(R,S)-4-Acetyl-1-[(4-methylsulfonylphenyl)acetyl]-3-[(1-pyrrolidinyl)-methyl]-piperazine hydrochloride [(R,S)-10a HCl]

ADL-01-0144-4

The compound was prepared as above from 4-methylsulfonylphenylacetic acid and the hydrochloride salt was prepared in usual fashion to give (R,S)-10a HCl in 45% yield; mp 145°–147° C.; ¹H NMR (200 MHz, DMSO-d₆) δ 1.90 (4H, m), 2.17 (3H, s), 2.65–3.80 (6H, m), 3.32 (3H, s), 3.85–4.45 (8H, m), 5.05 (1H, m), 7.65 (2H, J=8.0 Hz, d), 7.95 (2H, J=8.0 Hz, d); MS (FAB) 408 (M+H)⁺.

EXAMPLE 27

(R,S)-4-Acetyl-1-(4-trifluoromethylphenyl)acetyl]-3-[(1-pyrrolidinyl)-methyl]piperazinecarboxylate hydrochloride [(R,S)-10b HCl]

ADL-01-0145-1

The compound was prepared from 4-trifluoromethylphenylacetic acid and isolated as hydrochloride salt, (R,S)-10b HCl, in 30% yield; mp 110° C.; ¹H NMR (200 MHz, DMSO-d₆) δ 2.00 (4H, m), 2.15 (3H, s), 2.70–3.25 (6H, m), 3.50–4.45 (8H, m), 5.05 (1H, m), 7.70 (4H, m); MS (FAB) 398 (M+H)⁺.

EXAMPLE 28

(R,S)-4-Acetyl-1-[(2-trifluoromethylphenyl)acetyl]-3-[(1-pyrrolidinyl)-methyl]piperazinecarboxylate hydrochloride [(R,S)-10c HCl]

ADL-01-0157-6

The compound was prepared from 2-trifluoromethylphenylacetic and the hydrochloride salt was made from 1M etherial HCl to give (R,S)-10c HCl in 57%; 220° C. (d); ¹H NMR (free base, 200 MHz, CDCl₃) δ 1.65 (4H, m), 2.05 (3H, s), 2.25–3.25 (6H, m), 3.40–4.10 (6H, m), 4.50 (2H, m), 4.70 (1H, m), 7.30 (2H, m), 7.60 (2H, m); MS (FAB) 398 (M+H)⁺.

EXAMPLE 29

(R,S)-4-Acetyl-1-[3-nitrophenyl]acetyl]-3-[(1-pyrrolidinyl)-methyl]piperazine-carboxylate hydrochloride [(R,S)-10d HCl]

ADL-01-0158-4

The compound was prepared from 3-nitrophenylacetic acid and the hydrochloride salt, (R,S)-10d HCl was isolated as a white solid in 69% yield; mp 143°–145° C.; ¹H NMR (free base, 200 MHz, CDCl₃) δ 1.63 (4H, brs), 2.05 (3H, s), 2.20–2.80 (6H, m), 2.90–3.25 (2H, m), 3.50–3.90 (3H, m), 4.00 (1H, J=14.0 Hz, d), 4.45 (2H, m), 4.65 (1H, m), 7.45 (2H, m), 8.00 (2H, m); MS (FAB) 375 (M+H)⁺; Anal. Calcd for C₁₉H₂₆N₄O₄·HCl·H₂O: C, 53.21; H, 6.81; N, 13.06. Found: C, 53.51; H, 6.13; N, 12.91.

EXAMPLE 30

(R,S)-4-Acetyl-1-[(2-nitrophenyl)acetyl]-3-[(1-pyrrolidinyl)-methyl]piperazine-carboxylate hydrochloride [(R,S)-10e HCl]

ADL-01-0163-4

The compound was prepared as above from 2-nitrophenylacetic acid to give (R,S)-10e HCl as white

41

solid in 50% yield; mp 180° C. (d); ¹H NMR (free base, 200 MHz, CDCl₃) δ 1.63 (4H, m), 2.04 (3H, s), 2.20–2.85 (6H, m), 2.98–3.35 (3H, m), 3.60–4.25 (4H, m), 4.60 (2H, m), 7.35 (3H, m), 8.00 (1H, J=7.0 Hz, d); MS (FAB) 375 (M+H)⁺; Anal. Calcd for C₁₉H₂₆N₄O₄·HCl·0.5H₂O: C, 55.54; H, 6.62; N, 13.64. Found: C, 54.38; H, 6.35; N, 13.58.

EXAMPLE 31

(R,S)-4-Acetyl-1-[(4-nitrophenyl)acetyl]-3-[(1-pyrrolidinyl)-methyl]piperazinecarboxylate hydrochloride [(R,S)-10f HCl]

ADL-01-0159-2

The compound was prepared from 2-nitrophenylacetic acid as before to give (R,S)-10f HCl in 52% yield; 146°–148° C.; ¹H NMR (free base, 200 MHz, CDCl₃) δ 1.68 (4H, m), 2.07 (3H, s), 2.20–2.75 (6H, m), 3.40–3.90 (3H, m), 4.05 (1H, J=13.5 Hz, d), 4.50 (2H, m), 7.35 (2H, J=8.0 Hz, d), 8.10 (2H, J=8.0 Hz, d); MS (FAB) 375 (M+H)⁺; Anal. Calcd for C₁₉H₂₅N₄O₄·HCl·0.5H₂O·0.125CH₂Cl₂: C, 53.36; H, 6.61; N, 13.01. Found: C, 53.16; H, 6.27; N, 13.36.

EXAMPLE 32

(R,S)-4-(Phenylmethyl)-1-[(4,5-dichloro-2-nitrophenyl)acetyl]-2-[(1-pyrrolidinyl)methyl]piperazine dihydrochloride [(R,S)-12 2HCl]

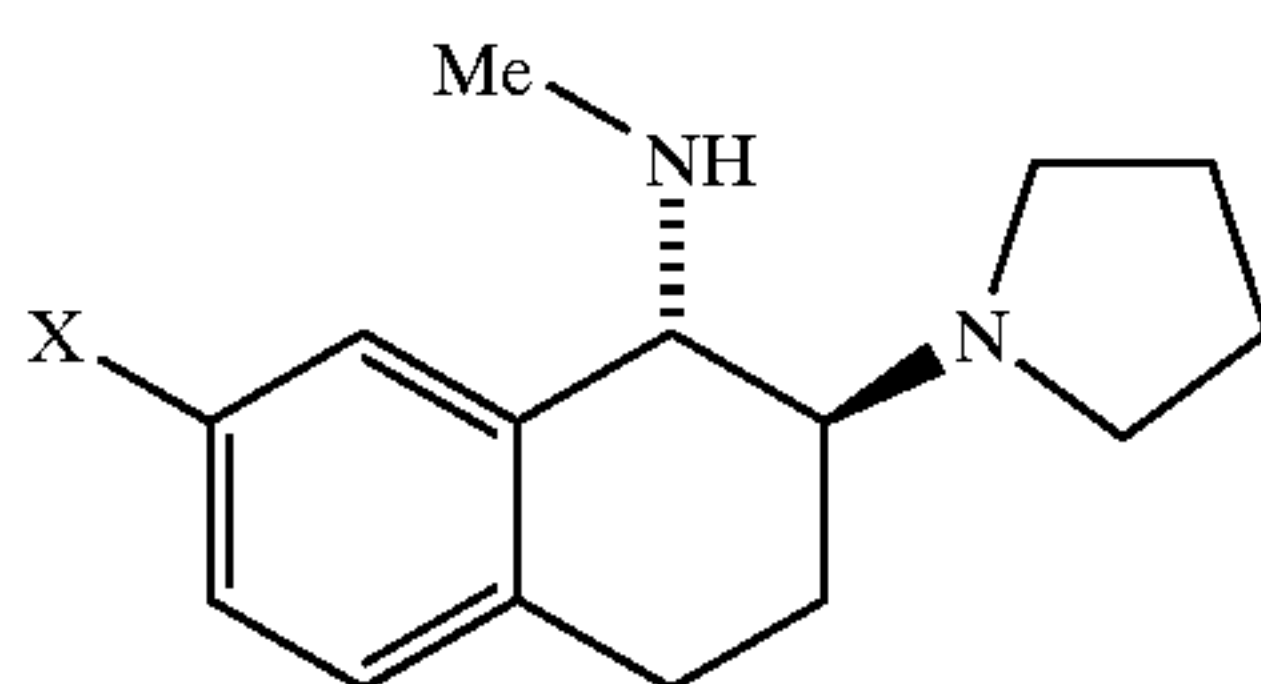
ADL-01-0166-7

The compound was prepared from 4-phenylmethyl-2[(1-pyrrolidinyl)methyl]piperazine (Ref. 1) and 4,5-dichloro-2-nitrophenylacetic acid following the method described above to give (R,S)-12 2HCl in 63% yield; mp 235° C. (d); ¹H NMR (free base, 200 MHz, CDCl₃) δ 1.66 (4H, m), 2.05–3.00 (8H, m), 3.45 (4H, m), 4.00 (5H, m), 4.60 (1H, m), 7.35 (6H, m), 8.15 (1H, s); MS (FAB) 493 (M+H)⁺; Anal. Calcd for C₂₄H₂₉Cl₂N₄O₃·2HCl: C, 50.99; H, 5.53; N, 9.91. Found: C, 50.55; H, 5.16; N, 9.44.

Compounds of formula II

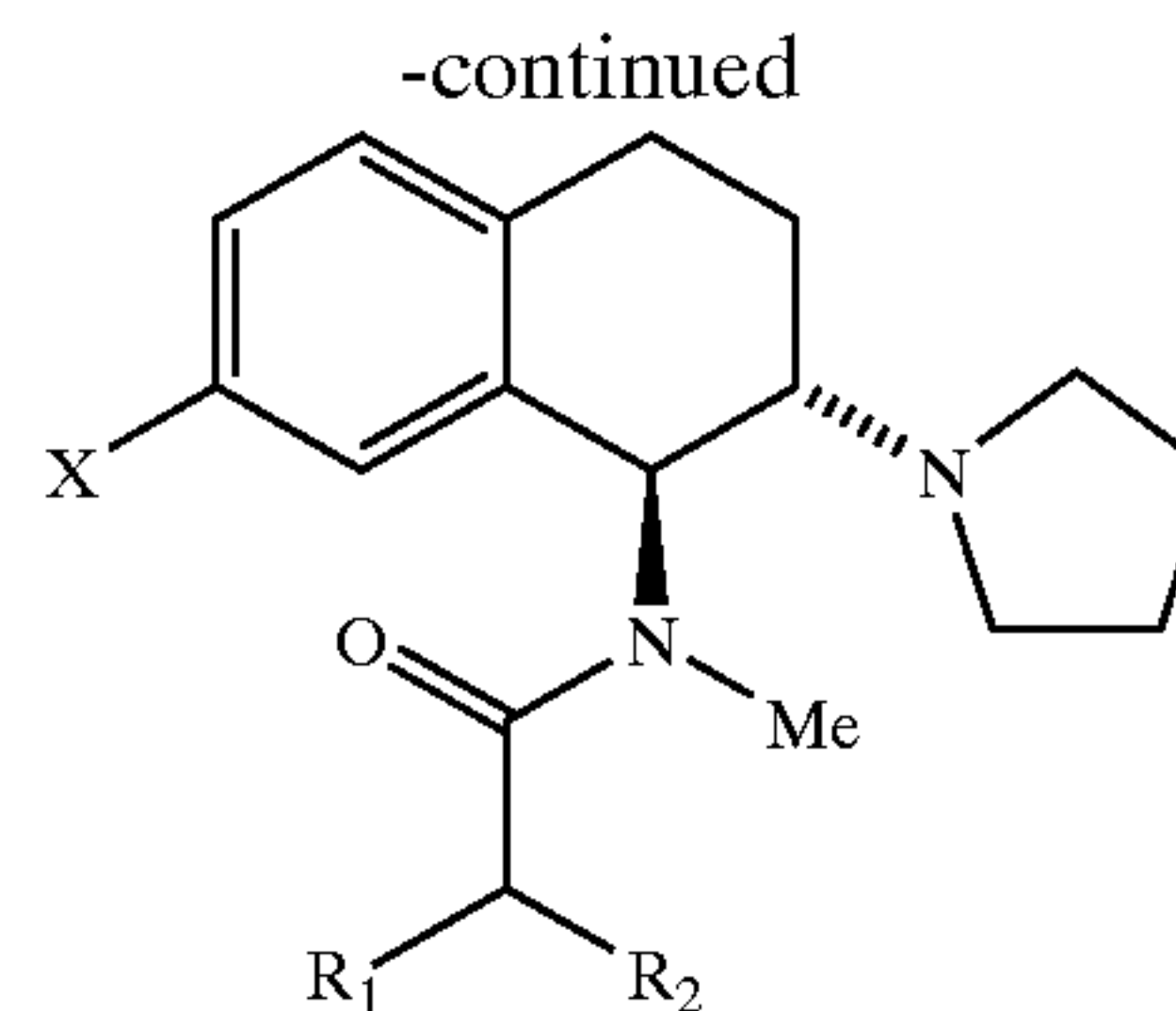
General procedure for DCC/pyr coupling. With stirring at 25° C. under N₂, DCC (2.06 eq) and CH₂Cl₂ were added to a mixture of the acid (2 eq) and pyridine (2.06 eq) in CH₂Cl₂. After 1–2 min, a solution of the amine (1 eq) in CH₂Cl₂ was added, and the mixture was stirred at 25° C. under N₂ overnight. The final concentration of the mixture is around 0.1–0.3 mM with respect to the amine. Sat'd. NaHCO₃ (2 mL) was added to destroy excess active esters before the mixture was filtered through celite, and the DCU was washed with CH₂Cl₂. The filtrate was then partitioned between sat'd NaHCO₃ and CH₂Cl₂, which was dried (Na₂SO₄), filtered through celite, and evaporated. Toluene was added to azeotrope off pyridine before the crude product was chromatographed and converted to the HCl salt.

Compounds having the following structures were prepared:



(±)-1, X = —OMe
(±)-2, X = —NO₂

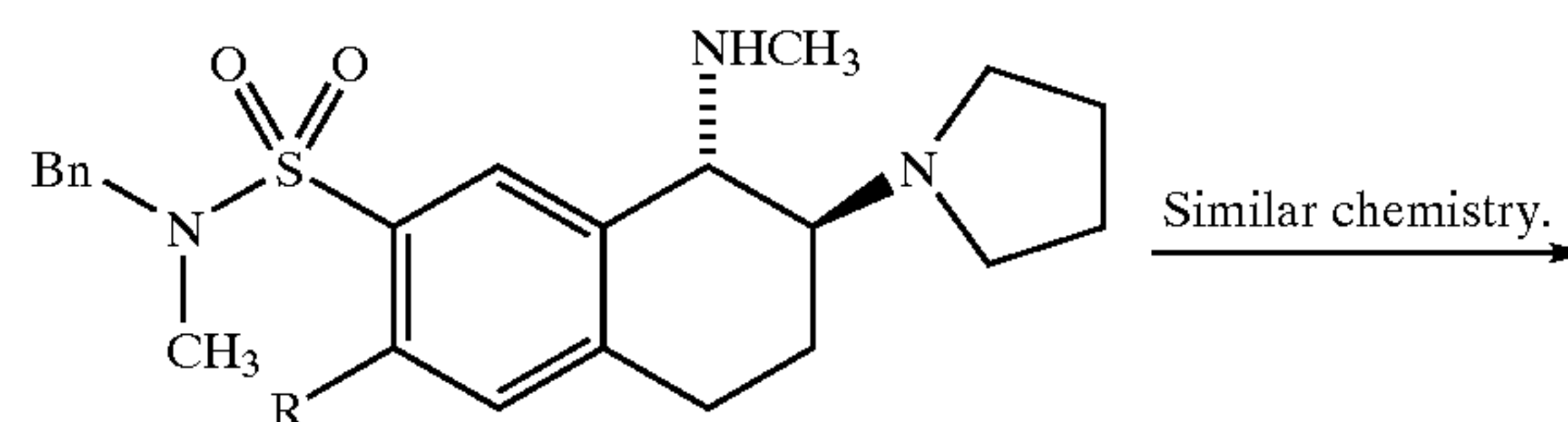
42



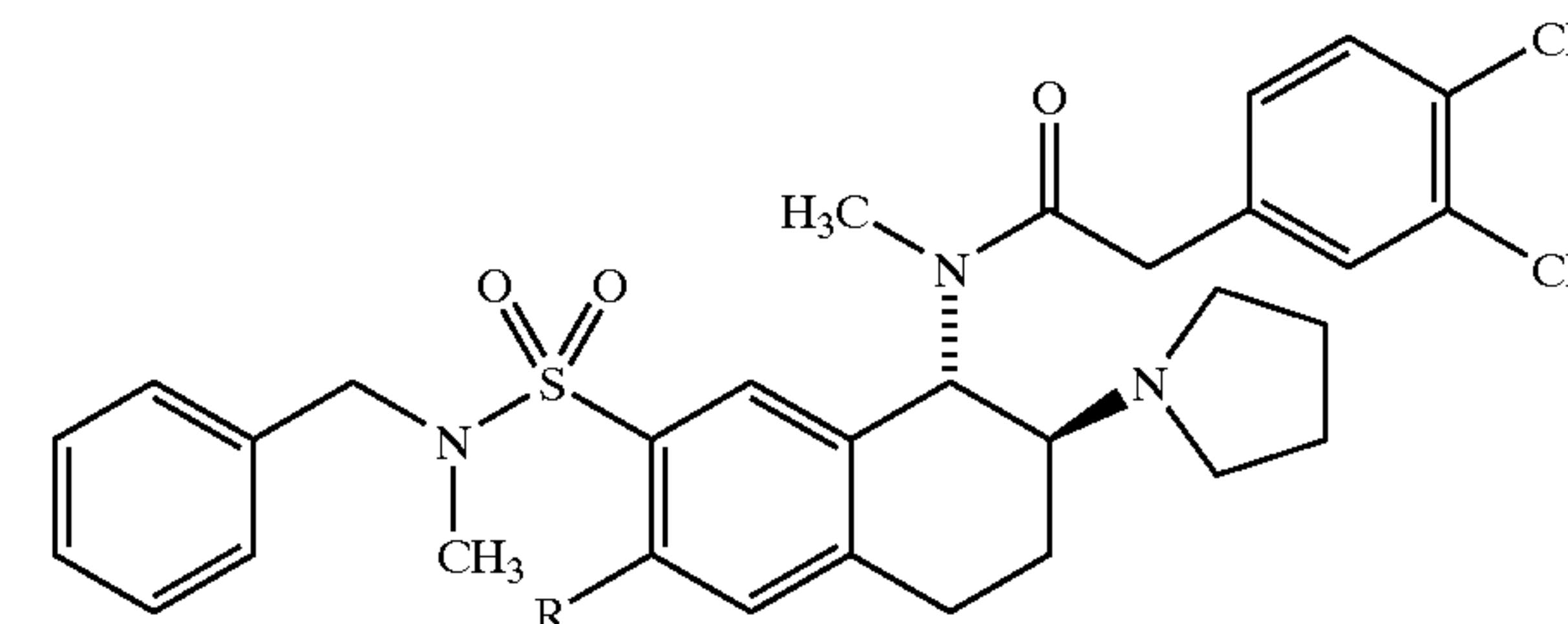
(±)-3, ADL-01-0017-2, X = —OMe, R₁ = —H, R₂ = 3,4-Cl₂-phenyl
(±)-4, ADL-01-0018-0, X = —OH, R₁ = —H, R₂ = 3,4-Cl₂-phenyl
(±)-5, ADL-01-0019-8, X = —OCH₂CO₂H, R₁ = —H, R₂ = 3,4-Cl₂-phenyl
(±)-6, ADL-01-0020-6, X = —OMe, R₁ = R₂ = phenyl
(±)-7, ADL-01-0021-4, X = —OH, R₁ = R₂ = phenyl
(±)-8, ADL-01-0029-7, X = —NO₂, R₁ = —H, R₂ = 2-NO₂-4,5-Cl₂-phenyl
(±)-9, ADL-01-0031-3, X = —NO₂, R₁ = —H, R₂ = 3,4-Cl₂-phenyl
(±)-10, ADL-01-0032-1, X = —NH₂, R₁ = —H, R₂ = 3,4-Cl₂-phenyl
(±)-11, ADL-01-0034-7, X = —NO₂, R₁ = —H, R₂ = 4-methylsulfonylphenyl
(±)-12, ADL-01-0037-0, X = —N(CH₂CO₂tBu)₂, R₁ = —H, R₂ = 3,4-Cl₂-phenyl
(±)-13, ADL-01-0044-6, X = —N(CH₂CO₂H)₂, R₁ = —H, R₂ = 3,4-Cl₂-phenyl
(±)-14, ADL-01-0052-9, X = —N(CH₂CO₂Et)₂, R₁ = —H, R₂ = 3,4-Cl₂-phenyl
(±)-15, ADL-01-0053-7, X = —NHPO₃Et₂, R₁ = —H, R₂ = 3,4-Cl₂-phenyl
(±)-16, ADL-01-0070-1, X = —NH(CH₂)₂PO₃Et₂, R₁ = —H, R₂ = 3,4-Cl₂-phenyl

Intermediates (±)-1 and (±)-2 were prepared via reported methods from the appropriate starting materials.⁵ Compounds (±)-3 and (±)-4 are known compounds prepared via reported methods.⁵ Compounds (±)-5 through (±)-16 were prepared by DCC coupling of either (±)-1 or (±)-2 to an arylacetic acid followed by demethylation or reduction to allow peripheralization.

Ref. (5) Rajagopalan, P. et al. Bioorg. Med. Chem. Letters 1992, 2, 721–726.



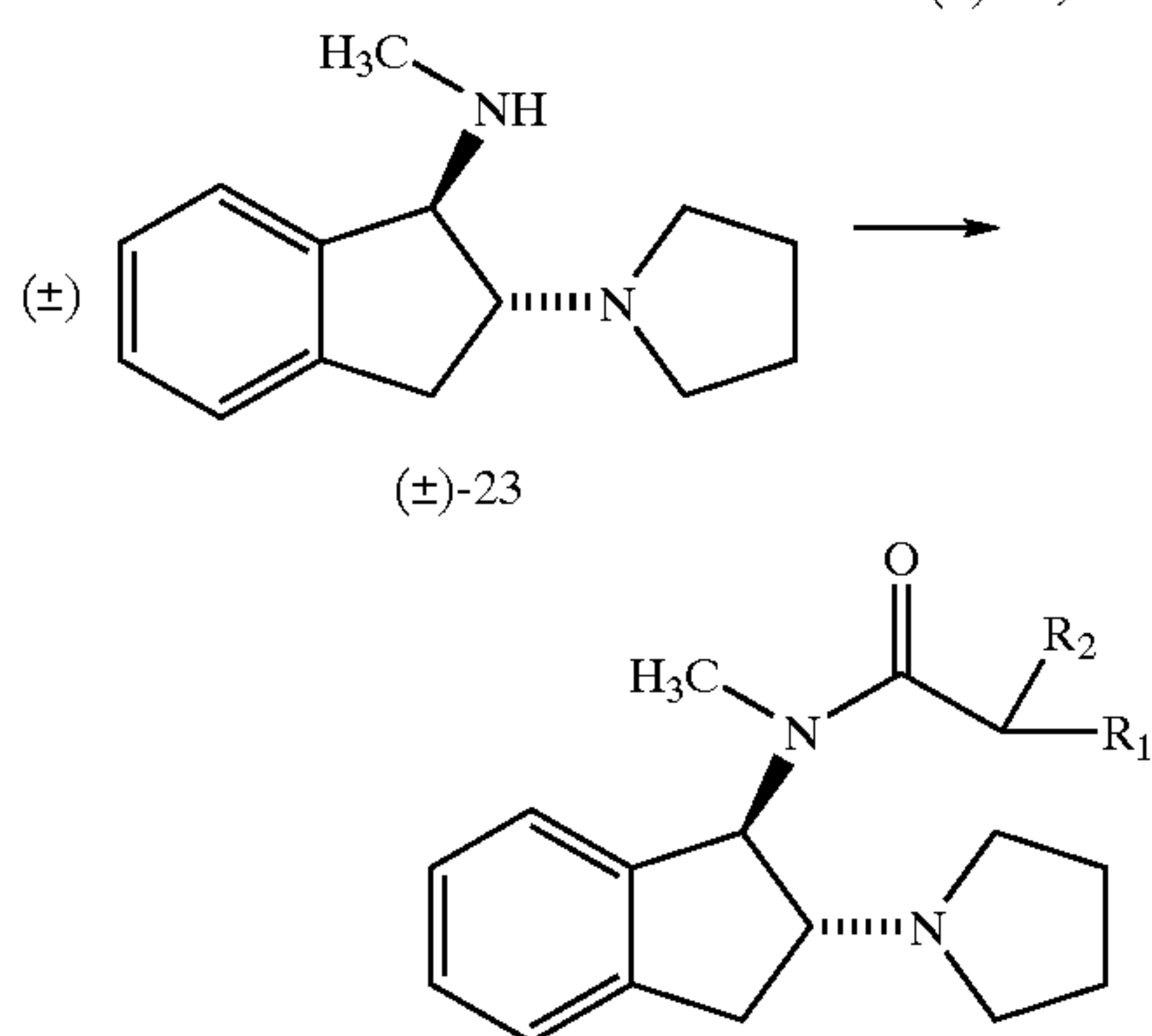
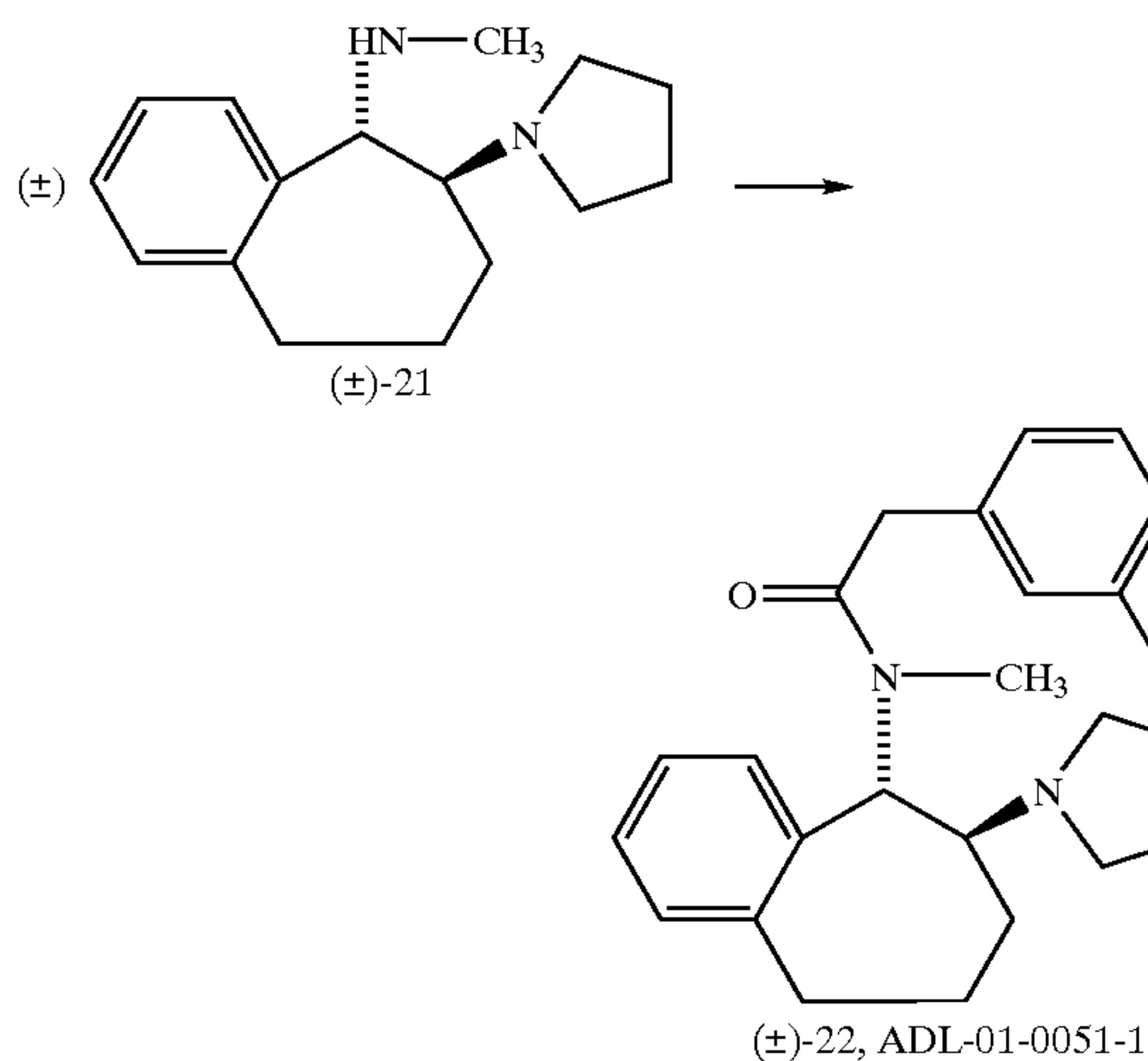
(±)-17, R = —OMe
(±)-18, R = —H



(±)-19, ADL-01-0090-9, R = —OMe
(±)-20, ADL-01-0099-0, R = —H

Intermediates 17 and 18 were prepared via known methods from 6-methoxy-1-tetralone and 1-tetralone, respectively. Intermediates 17 and 18 were coupled to 3,4-dichlorophenylacetic acid to produce (±)-19 and (±)-20.

43



- (±)-24, ADL-01-0104-8, R₁ = —H, R₂ = 2-NO₂-4, 5Cl₂-phenyl
 (±)-25, ADL-01-0105-5, R₁ = —H, R₂ = 3-NO₂-phenyl
 (±)-26, ADL-01-0106-3, R₁ = —H, R₂ = 3-NO₂-4-CF₃-phenyl
 (±)-27, ADL-01-0107-1, R₁ = —H, R₂ = 3, 4-Cl₂-phenyl
 (±)-28, ADL-01-0108-9, R₁ = —phenyl, R₂ = phenyl
 (±)-29, ADL-01-0109-7, R₁ = —H, R₂ = 4-methylsulfonylphenyl

Intermediates (±)-21 and (±)-23 were prepared via similar chemistry from 1-benzosuberone and (±)-trans-2-bromo-1-indanol. Compounds (±)-22, (±)-25 (Niravoline),⁶ and (±)-27 are known compounds prepared via reported chemistry.¹ Compounds (±)-24 through (±)-29 were prepared by

DCC coupling to the appropriate arylacetic acid.

Ref. (6) Bellissant, E. et al. J. Pharmacol. Exp. Ther. 1996, 278, 232-242.

Representative examples follow.

EXAMPLE 33

2-{7-[(±)-trans-1-(N-3,4-dichlorophenylacetamido-N-methylamino)-2-(1-pyrrolidinyl)-1,2,3,4-tetrahydronaphthoxy]}acetic acid ((±)-5, ADL-01-0019-8)

With stirring at 25° C. under N₂, t-butyl bromoacetate (0.35 mL, 2.38 mmol) was added to a mixture of (±)-4 (0.688 g, 1.59 mmol) and K₂CO₃ (0.5 g, 3.6 mmol) in DMF (8 mL), and the mixture was stirred at 25° C. under N₂ overnight before the mixture was evaporated under high vacuum. The residue was partitioned between sat'd NaHCO₃ and CH₂Cl₂ (2×100 mL), which was dried (Na₂SO₄), filtered through celite, and evaporated. The t-butyl ester intermediate was flash column chromatographed twice eluting with CH₂Cl₂:2% NH₃:2% MeOH and CH₂Cl₂:2% NH₃:1% MeOH, respectively. The t-butyl ester was then deprotected in a mixture of THF (4 mL) and conc.

44

HCl (2 mL) with stirring at 25° C. overnight and at 50° C. for 1 h before the mixture was evaporated. The residue was then dissolved in a mixture of trifluoroacetic acid (2 mL), 4N HCl (2 mL), and anisole (1 drop), and stirred at 25° C. for 2.5 days before the mixture was evaporated. The oily residue was triturated with Et₂O and sonicated to yield (±)-5HCl (0.259 g, 31%): m.p. (HCl salt) 138° C. (dec); ¹H NMR (HCl salt, DMSO-d₆) δ 1.7-2.1 (br s, 4H, —CH₂CH₂—), 2.2-4.8 (complex, 13H, 6 —CH₂— and 1 —CH—), 2.79 (s, 3H, —NCH₃), 5.98 (d, J=10.3 Hz, 1H, —CH—), 6.40 (s, 1H, aromatic), 6.82 (m, 1H, aromatic), 7.12 (d, J=8.2 Hz, 1H, aromatic), 7.39 (d, J=8.3 Hz, 1H, aromatic), 7.63 (m, 2H, aromatic). MS (FAB) m/z 491. Anal. (C, H, N) C₂₅H₂₈N₂O₄Cl₂.HCl.

EXAMPLE 34

2,2-Diphenyl-N-methyl-N-[(±)-trans-2-(1-pyrrolidinyl)-7-methoxy-1,2,3,4-tetrahydronaphth-1-yl]acetamide ((±)-6, ADL-01-0020-6)

ADL-01-0020-6 was prepared via the general DCC/pyr coupling method from (±)-1 (1.453 g, 5.58 mmol), diphenylacetic acid (2.369 g, 11.16 mmol), DCC (2.373 g, 11.50 mmol), and pyridine (0.93 mL, 11.5 mmol). The product was flash column chromatographed eluting with CH₂Cl₂:2% NH₃:1% MeOH before it was converted to the HCl salt with 1.0M HCl in Et₂O and crystallized from MeOH-Et₂O to yield (±)-6.HCl (1.7 g, 63%): m.p. (HCl salt) >250° C.; ¹H NMR (HCl salt, DMSO-d₆) δ 1.8-2.0 (br s, 4H, —CH₂CH₂—), 2.2-3.9 (complex, 9H, 4 —CH₂— and 1 —CH—), 2.79 (s, 3H, —NCH₃), 3.48 (s, 3H, —OCH₃), 5.66 (s, 1H, —CH—), 6.1 (d, J=9.4 Hz, 1H, —CH—), 6.23 (s, 1H, aromatic), 6.77 (d of d, J=2.4 Hz and 8.4 Hz, 1H, aromatic), 7.09 (d, J=8.5 Hz, 1H, aromatic), 7.2-7.5 (complex, 10H, aromatic). MS (FAB) m/z 455. Anal. (C, H, N) C₃₀H₃₄N₂O₂.HCl.

EXAMPLE 35

2,2-Diphenyl-N-methyl-N-[(±)-trans-2-(1-pyrrolidinyl)-7-hydroxy-1,2,3,4-tetrahydronaphth-1-yl]acetamide ((±)-7, ADL-01-0021-4)

With stirring in dry ice-acetone under N₂, 1.0M BBr₃ in CH₂Cl₂ (19.7 mL) was added at a fast drop rate to a solution of (±)-6 (1.491 g, 3.28 mmol) in CH₂Cl₂ (20 mL), and the mixture was allowed to slowly warm to 25° C. under N₂ as the dry ice sublimed. After 6.5 h, the mixture was quenched with MeOH with ice-H₂O cooling and diluted with CH₂Cl₂ (50 mL). The mixture was partitioned between sat'd NaHCO₃ and CH₂Cl₂. Some yellowish precipitate was extracted into CH₂Cl₂ by adding some MeOH. The organic fraction was dried (Na₂SO₄), filtered through celite, and evaporated. The product was flash column chromatographed eluting with CHCl₃:2% NH₃:2% MeOH to yield (±)-7 (0.426 g, 30%). Part of the free base was converted to the HCl salt with 1.0M HCl in Et₂O: ¹H NMR (free base, CDCl₃) δ 1.5-1.8 (br s, 4H, —CH₂CH₂—), 1.8-2.9 (complex, 9H, 4 —CH₂— and 1 —CH—), 2.55 (s, 3H, —NCH₃), 5.21 (s, 1H, —CH—), 5.83 (d, J=8.6 Hz, 1H, —CH—), 6.22 (s, 1H, aromatic), 6.46 (m, 1H, aromatic), 6.78 (d, J=8.1 Hz, 1H, aromatic), 7-7.4 (complex, 10H, aromatic). MS (FAB) m/z 441. Anal. (C, H, N) C₂₉H₃₂N₂O₂.HCl.H₂O.

EXAMPLE 36

2-(2-Nitro-4,5-dichlorophenyl)-N-methyl-N-[(±)-trans-2-(1-pyrrolidinyl)-7-nitro-1,2,3,4-tetrahydronaphth-1-yl]acetamide ((±)-8, ADL-01-0029-7)

ADL-01-0029-7 was prepared via the general DCC/pyr coupling method from (±)-2 (0.5790 g, 2.103 mmol),

2-nitro-4,5-dichlorophenylacetic acid (1.0512 g, 4.204 mmol), DCC (0.8948 g, 4.34 mmol), and pyr (0.35 mL, 4.3 mmol). After stirring at 25° C. overnight, more 2-nitro-4,5-dichlorophenylacetic acid (1.0510 g, 4.203 mmol), DCC (0.8946 g, 4.34 mmol), and CH₂Cl₂ (10 mL) were added, and after 5 h, the reaction was worked up according to the general procedure. The crude product was purified by gravity column eluting with CH₂Cl₂:2% NH₃ before it was converted to the HCl salt with 1.0M HCl in Et₂O and washed with hot MeOH to yield (±)-8.HCl (0.4948 g, 43% yield): m.p. (HCl salt) >250° C.; ¹H NMR (HCl salt, DMSO-d₆) δ 1.8–2. (br s, 4H, —CH₂CH₂—), 2.2–4.6 (complex, 11H, 5 —CH₂— and 1 —CH—), 2.9 (s, 3H, —NCH₃), 6.1 (d, J=10.2 Hz, 1H, —CH—), 7.53 (d, J=8.5 Hz, 1H, aromatic), 7.89 (s, 1H, aromatic), 7.91 (s, 1H, aromatic), 8.12 (d of d, J=2.2 Hz and 8.5 Hz, 1H, aromatic), 8.4 (s, 1H, aromatic). MS (FAB) m/z 507. Anal. (C, H, N) C₂₃H₂₄N₄O₅Cl₂.HCl.

EXAMPLE 37

2-(3,4-Dichlorophenyl)-N-methyl-N-[(±)-trans-2-(1-pyrrolidinyl)-7-nitro-1,2,3,4-tetrahydronaphth-1-yl]acetamide ((±)-9, ADL-01-0031-3)

ADL-01-0031-3 was prepared via the general DCC/pyr coupling procedure from (±)-2 (1.8173 g, 6.600 mmol), 3,4-dichlorophenylacetic acid (2.7066 g, 13.20 mmol), DCC (2.8057 g, 13.60 mmol), and pyr (1.10 mL, 13.6 mmol). The product was purified by flash column eluting with CH₂Cl₂:2% NH₃:1% MeOH before it was converted to the HCl salt with Et₂O-HCl and washed with hot MeOH to yield (±)-9.HCl (2.49 g, 76%): m.p. (HCl salt) 255°–257° C.; ¹H NMR (HCl salt, DMSO-d₆) δ 1.8–2 (br s, 4H, —CH₂CH₂—), 2–4.2 (complex, 11H, 5 —CH₂— and 1 —CH—), 2.83 (s, 3H, —NCH₃), 6.1 (d, J=9.8 Hz, 1H, —CH—), 7.3–7.7 (complex, 5H, aromatic), 8.06 (d of d, J=2.4 Hz and 8.6 Hz, 1H, aromatic). MS (FAB) m/z 462. Anal. (C, H, N) C₂₃H₂₅N₃O₃Cl₂.HCl,

EXAMPLE 38

2-(3,4-Dichlorophenyl)-N-methyl-N-[(±)-trans-2-(1-pyrrolidinyl)-7-amino-1,2,3,4-tetrahydronaphth-1-yl]acetamide ((±)-10, ADL-01-0032-1)

With stirring at 55° C., Raney nickel (50% slurry in H₂O) was added in small portions to a mixture of (±)-9 (2.10 g, 4.54 mmol) and hydrazine hydrate (4 mL) in EtOH (60 mL) until all hydrazine was decomposed in 30 min. The mixture was filtered through celite, and the Raney nickel was washed with hot MeOH (120 mL). The filtrate was evaporated and dried in vacuo before the residue was partitioned between sat'd NaHCO₃ and CH₂Cl₂, which was dried (Na₂SO₄), filtered through celite, and evaporated. The product was purified by gravity column eluting with CHCl₃:2% NH₃:0.5% MeOH before it was converted to the HCl salt with Et₂O-HCl to yield (±)-10.HCl (0.3 g, 14%, unoptimized): m.p. (HCl salt) >250° C.; ¹H NMR (free base, CDCl₃) δ 1.64 (br s, 4H, —CH₂CH₂—), 1.9–3.8 (complex, 11H, 5 —CH₂— and 1 —CH—), 2.59 (s, 3H, —NCH₃), 5.8 (d, J=9.7 Hz, 1H, —CH—), 6.29 (s, 1H, aromatic), 6.43 (d, J=8 Hz, 1H, aromatic), 6.8 (d, J=8 Hz, 1H, aromatic), 7.17 (d, J=8 Hz, 1H, aromatic), 7.3 (m, 2H, aromatic). MS (FAB) m/z 432. Anal. (C, H, N) C₂₃H₂₇N₃OCl₂.2HCl.

EXAMPLE 39

2-(4-Methylsulfonylphenyl)-N-methyl-N-[(±)-trans-2-(1-pyrrolidinyl)-7-nitro-1,2,3,4-tetrahydronaphth-1-yl]acetamide ((±)-11, ADL-01-0034-7)

ADL-01-0034-7 was prepared via the general DCC/pyr coupling procedure from (±)-2 (0.3414 g, 1.240 mmol),

4-methylsulfonylphenylacetic acid (0.5309 g, 2.478 mmol), DCC (0.5288 g, 2.563 mmol), and pyr (0.21 mL, 2.55 mmol). After stirring at 25° C. overnight, more of 4-methylsulfonylphenylacetic acid (0.5307 g, 2.477 mmol), DCC (1.1356 g, 5.504 mmol), and CH₂Cl₂ (13 mL) were added, and the mixture was worked up according to the general procedure after another night of stirring. The product was purified by gravity column eluting with CHCl₃:2% NH₃:1% MeOH before it was converted to the HCl salt with Et₂O-HCl and washed with hot MeOH to yield (±)-11.HCl (0.4455 g, 76%): m.p. (HCl salt) 284°–285° C.; ¹H NMR (HCl salt, DMSO-d₆) δ 1.96 (br s, 4H, —CH₂CH₂—), 2.1–4.3 (complex, 11H, 5 —CH₂— and 1 —CH—), 2.88 (s, 3H, —NCH₃), 3.24 (s, 3H, —SO₂CH₃), 6.13 (d, J=10 Hz, 1H, —CH—), 7.51 (d, J=8.8 Hz, 1H, aromatic), 7.68 (m, 3H, aromatic), 7.9 (d, J=8.7 Hz, 2H, aromatic), 8.08 (d of d, J=2.6 Hz and 8.5 Hz, 1H, aromatic). MS (FAB) m/z 472. Anal. (C, H, N) C₂₄H₂₉N₃O₅S.HCl.0.25CH₂Cl₂.

EXAMPLE 40

2-(3,4-Dichlorophenyl)-N-methyl-N-[(±)-trans-2-[1-pyrrolidinyl]-7-[N,N-bis-(t-butoxycarbonylmethyl)-amino]-1,2,3,4-tetrahydronaphth-1-yl]acetamide ((±)-12, ADL-01-0037-0)

With stirring in ice-H₂O under N₂, t-butyl bromoacetate (0.34 mL, 2.32 mmol) was added dropwise to a mixture of (±)-10 (0.4014 g, 0.928 mmol) and NEt(iPr)₂ (0.81 mL, 4.64 mmol) in dry THF (10 mL). After 10 min, the mixture was stirred at 25° C. under N₂ overnight before more t-butyl bromoacetate (0.30 mL) was added at 25° C. After stirring overnight, more NEt(iPr)₂ (0.40 mL) and t-butyl bromoacetate (0.30 mL) were added, and after one more night of stirring, the mixture was partitioned between sat'd NaHCO₃ and CH₂Cl₂. The aqueous fraction was extracted with more CH₂Cl₂, and the combined organic fraction was dried (Na₂SO₄), filtered through celite, and evaporated. The crude product was purified by gravity column eluting with CH₂Cl₂:2% NH₃:1% MeOH before part of the free base was converted to the HCl salt with 1.0M HCl in Et₂O with stirring in ice-H₂O. The residue was sonicated in hexane to yield (±)-12.2HCl (0.1610 g, 25%, unoptimized): m.p. (HCl salt) 143° C. (dec); ¹H NMR (free base, CDCl₃) δ 1.39 (s, 9H, t-butyl), 1.43 (s, 9H, t-butyl), 1.65 (br s, 4H, —CH₂CH₂—), 1.9–4.1 (complex, 15H, 7 —CH₂— and 1 —CH—), 2.58 (s, 3H, —NCH₃), 5.8 (m, 1H, —CH—), 6.2–7.4 (complex, 6H, aromatic). MS (FAB) 660. Anal. (C, H, N) C₃₅H₄₇N₃O₅Cl₂.2HCl.0.5CH₃CN.

EXAMPLE 41

2-(3,4-Dichlorophenyl)-N-methyl-N-[(±)-trans-2-[1-pyrrolidinyl]-7-[N,N-bis(carboxymethyl)amino]-1,2,3,4-tetrahydronaphth-1-yl]acetamide ((±)-13, ADL-01-0044-6)

A solution of (±)-12 (0.35 g, 0.5 mmol) in 1:1 AcOH and 3N HCl (8 mL) with some anisole (2 drops) was stirred at 25° C. overnight before conc. HCl (0.5 mL) was added, and the mixture was warmed to 40° C. for 1 h. Then some anisole (4 drops) was added, and the mixture was stirred at 25° C. for 5 h before it was evaporated. The residue was sequentially evaporated from iPrOH and PhCH₃ before it was sonicated with Et₂O to yield (±)-13.HCl (0.2360 g, 81%): m.p. (HCl salt) 160° C. (dec); ¹H NMR (HCl salt, DMSO-d₆) δ 1.93 (br s, 4H, —CH₂CH₂—), 2.2–4.3 (complex, 15H, 7 —CH₂— and 1 —CH—), 2.79 (s, 3H, —NCH₃), 5.93 (d, J=10.7 Hz, 1H, —CH—), 6.37 (s, 1H, aromatic), 6.68 (d,

J=8.8 Hz, 1H, aromatic), 7.00 (d, J=8.1 Hz, 1H, aromatic), 7.40 (d, J=8.1 Hz, 1H, aromatic), 7.63 (m, 2H, aromatic). MS (FAB) m/z 490 (M+1-CH₂CO₂H). Anal. (C, H, N) C₂₇H₃₁N₃O₅Cl₂·1HCl.

EXAMPLE 42

2-(3,4-Dichlorophenyl)-N-methyl-N-[(±)-trans-2-[1-pyrrolidinyl]-7-[N,N-bis(ethoxycarbonylmethyl)amino]-1,2,3,4-tetrahydronaphth-1-yl]acetamide ((±)-14, ADL-01-0052-9)

With stirring in ice-H₂O under N₂, ethyl bromoacetate (0.47 mL, 4.21 mmol) was added dropwise to a mixture of (±)-10 (0.3640 g, 0.842 mmol) and NEt(iPr)₂ (0.88 mL, 5.05 mmol) in dry THF (6 mL). After 10 min, the mixture was stirred at 25° C. under N₂ overnight before it was partitioned between sat'd NaHCO₃ and CH₂Cl₂. The aqueous fraction was extracted with more CH₂Cl₂, and the combined organic fraction was dried (Na₂SO₄), filtered through celite, and evaporated. The product was purified by gravity column eluting with CH₂Cl₂:2% NH₃:1% MeOH before it was converted to the HCl salt with 1.0M HCl in Et₂O and washed with Et₂O to yield (±)-14.HCl (0.27 g, 47%): m.p. (HCl salt) 128° C. (dec); ¹H NMR (HCl salt, DMSO-d₆) δ 1.2 (m, 6H, 2 —CH₃), 1.9 (br s, 4H, —CH₂CH₂—), 2.2–4.4 (complex, 19H, 9 —CH₂— and 1 —CH—), 2.78 (s, 3H, —NCH₃), 5.9 (d, J=10.3 Hz, 1H, —CH—), 6.14 (s, 1H, aromatic), 6.49 (d, J=8.2 Hz, 1H, aromatic), 6.91 (d, J=8.3 Hz, 1H, aromatic), 7.39 (d, J=8.3 Hz, 1H, aromatic), 7.6 (m, 2H, aromatic). MS (FAB) m/z 605. Anal. (C, H, N) C₃₁H₃₉N₃O₅Cl₂·1.25HCl·0.3CH₃CN.

EXAMPLE 43

2-(3,4-Dichlorophenyl)-N-methyl-N-[(±)-trans-2-(1-pyrrolidinyl)-7-(N-diethylphosphoramidato-amino)-1,2,3,4-tetrahydronaphth-1-yl]acetamide ((±)-15 ADL-01-0053-7)

With stirring in ice-H₂O under H₂, diethyl chlorophosphate (0.57 mL, 3.92 mmol) was added dropwise to a mixture of (±)-10 (0.3393 g, 0.785 mmol) and NEt(iPr)₂ (0.82 mL, 4.71 mmol) in dry THF (6 mL). After 10 min, the mixture was stirred at 25° C. under N₂ overnight before the mixture was evaporated and dried in vacuo. The residue was partitioned between sat'd NaHCO₃ and CH₂Cl₂. The aqueous fraction was extracted with more CH₂Cl₂, and the combined organic fraction was dried (Na₂SO₄), filtered through celite, and evaporated. The product was purified by gravity column eluting with CH₂Cl₂:2% NH₃:1.5% MeOH before it was converted to the HCl salt with 1.0M HCl in Et₂O and sonicated in Et₂O to yield (±)-15.HCl (0.4205 g, 89%): m.p. (HCl salt) 247°–249° C.; ¹H NMR (HCl salt, DMSO-d₆) δ 1.2 (m, 6H, 2 —CH₃), 1.95 (br s, 4H, —CH₂CH₂—), 2.2–4.1 (complex, 15H, 7 —CH₂— and 1 —CH—), 2.75 (s, 3H, —NCH₃), 5.98 (d, J=10.3 Hz, 1H, —CH—), 6.7 (s, 1H, aromatic), 6.9 (m, 1H, aromatic), 7.03 (d, J=8.4 Hz, 1H, aromatic), 7.3 (d of d, J=2 Hz and 8.2 Hz, 1H, aromatic), 7.6 (m, 2H, aromatic), 7.92 (d, J=9.7 Hz, —NHP). MS (FAB) m/z 568. Anal. (C, H, N) C₂₇H₃₆N₃O₄PCl₂·HCl·0.25H₂O.

EXAMPLE 44

2-(3,4-Dichlorophenyl)-N-methyl-N-[(±)-trans-2-[1-pyrrolidinyl]-7-[N-2-(diethylphosphoryl)ethylamino]-1,2,3,4-tetrahydronaphth-1-yl]acetamide ((±)-16, ADL-01-0070-1)

With stirring in ice-H₂O under N₂, diethyl 2-bromoethylphosphonate (0.8601 g, 3.52 mmol) was added

to a mixture of (±)-10 (0.3042 g, 0.704 mmol) and NEt(iPr)₂ (0.74 mL, 4.2 mmol) in dry THF (4 mL). After 10 min, the mixture was stirred at 25° C. under N₂ for 2.5 days before more diethyl 2-bromoethylphosphonate (0.8546 g) and NEt(iPr)₂ (0.74 mL, 4.2 mmol) were added. After stirring for 14 more days, the mixture was evaporated to dryness and dried in vacuo before the residue was partitioned between sat'd NaHCO₃ and CH₂Cl₂. The aqueous fraction was extracted with more CH₂Cl₂, and the combined organic fraction was dried (Na₂SO₄), filtered through celite, and evaporated. The product was purified by gravity column eluting with CH₂Cl₂:2% NH₃:1% MeOH and then by radial chromatography eluting with CH₂Cl₂:2% NH₃. The product was converted to the HCl salt with 1.0M HCl in Et₂O and solidified by evaporation from CH₂Cl₂ and sonication with Et₂O to yield (±)-16.HCl (0.2466 g, 52%): m.p. (HCl salt) 151° C. (dec); ¹H NMR (HCl salt, DMSO-d₆) δ 1.24 (t, J=7 Hz, 6H, 2 —CH₃), 1.93 (br s, 4H, —CH₂CH₂—), 2–4.3 (complex, 19H, 9 —CH₂— and 1 —CH—), 2.8 (s, 3H, —NCH₃), 5.96 (d, J=10.2 Hz, 1H, —CH—), 6.69 (br s, 1H, aromatic), 6.87 (d, J=7.5 Hz, 1H, aromatic), 7.11 (d, J=8.1 Hz, 1H, aromatic), 7.43 (d, J=8.3 Hz, 1H, aromatic), 7.64 (m, 2H, aromatic). MS (FAB) m/z 596. Anal. (C, H, N) C₂₉H₄₀N₃O₄PCl₂·2HCl.

EXAMPLE 45

2-(3,4-Dichlorophenyl)-N-methyl-N-[(±)-trans-2-(1-pyrrolidinyl)-6-methoxy-7-(N-benzyl-N-methylaminosulfonyl)-1,2,3,4-tetrahydronaphth-1-yl]acetamide ((±)-19, ADL-01-0090-9)

ADL-01-0090-9 was prepared via the general DCC/pyr coupling procedure from (±)-17 (0.6213 g, 1.40 mmol), 3,4-dichlorophenylacetic acid (0.5764 g, 2.81 mmol), DCC (0.5951 g, 2.88 mmol), and pyr (0.23 mL, 2.88 mmol). The product was gravity column chromatographed eluting with CH₂Cl₂:2% NH₃:1% MeOH and further purified by radial chromatography eluting with CH₂Cl₂:2% NH₃. The product was converted to the HCl salt with 1.0M HCl in Et₂O to yield (±)-19.HCl (0.3 g, 32%): m.p. (HCl salt) 150° C. (dec); ¹H NMR (HCl salt, DMSO-d₆) δ 1.91 (br s, 4H, —CH₂CH₂—), 2.2–4.1 (complex, 11H, 5 —CH₂— and 1 —CH—), 2.55 (s, 3H, —NCH₃), 2.77 (s, 3H, —NCH₃), 3.88 (s, 3H, —OCH₃), 4.2 (s, 2H, —CH₂Ph), 6.0 (d, J=9.7 Hz, 1H, —CH—), 7.10 (s, 1H, aromatic), 7.2–7.4 (complex, 7H, aromatic), 7.55 (m, 2H, aromatic). MS (FAB) m/z 630. Anal. (C, H, N) C₃₂H₃₇N₃O₄Cl₂S·HCl·0.5H₂O.

EXAMPLE 46

2-(3,4-Dichlorophenyl)-N-methyl-N-[(±)-trans-2-(1-pyrrolidinyl)-7-(N-benzyl-N-methylaminosulfonyl)-1,2,3,4-tetrahydronaphth-1-yl]acetamide ((±)-20, ADL-01-0099-0)

ADL-01-0099-0 was prepared via the general DCC/pyr coupling procedure from (±)-18 (0.4530 g, 1.095 mmol), 3,4-dichlorophenylacetic acid (0.4485 g, 2.19 mmol), DCC (0.4677 g, 2.27 mmol), and pyr (0.18 mL, 2.26 mmol). The product was purified by flash column eluting with CH₂Cl₂:2% NH₃ and then by radial chromatography eluting with CH₂Cl₂:2% NH₃. The product was converted to the HCl salt with 1.0M HCl in Et₂O and then washed with hot MeOH to yield (±)-20.HCl (0.33 g, 47%): m.p. (HCl salt) 251°–254° C.; ¹H NMR (HCl salt, DMSO-d₆) δ 1.97 (br, s, 4H, —CH₂CH₂—), 2.3–4.2 (complex, 13H, 6 —CH₂— and 1 —CH—), 2.49 (s, 3H, —NCH₃), 2.90 (s, 3H, —NCH₃), 6.17 (d, J=10.4 Hz, 1H, —CH—), 7.2–7.8 (complex, 11H,

49

aromatic). MS (FAB) m/z 600. Anal. (C, H, N) $C_{31}H_{35}N_3SO_3Cl_2.HCl$.

EXAMPLE 47

2-(2-Nitro-4,5-dichlorophenyl)-N-methyl-N-[(±)-trans-2-(1-pyrrolidinyl)-indan-1-yl]acetamide ((±)-24, ADL-01-0104-8)

ADL-01-0104-8 was prepared via the general DCC/pyr coupling procedure from (±)-23 (0.4265 g, 1.971 mmol), 2-nitro-4,5-dichlorophenylacetic acid (0.9859 g, 3.943 mmol), DCC (0.8350 g, 4.047 mmol), and pyr (0.33 mL, 4.06 mmol). The crude product was purified by silica gel column eluting with $CH_2Cl_2:2\% NH_3$ before it was converted to the HCl salt with 1.0M HCl in Et_2O and crystallized from MeOH to yield (±)-24.HCl (0.3630 g, 38%, first crop): m.p. (HCl salt) 284°–287° C.; 1H NMR (HCl salt, $DMSO-d_6$) δ 1.8–2.1 (br s, 4H, $-CH_2CH_2-$), 2.84 (s, 3H, $-NCH_3$), 3–4.4 (complex, 9H, 4 $-CH_2-$ and 1 $-CH-$), 6.37 (d, J=8 Hz, 1H, $-CH-$), 7.08 (br s, 1H, aromatic), 7.3 (m, 3H, aromatic), 7.92 (s, 1H, aromatic), 8.41 (s, 1H, aromatic). MS (FAB) m/z 448. Anal. (C, H, N) $C_{22}H_{23}N_3O_3Cl_2.HCl$.

EXAMPLE 48

2-(2-Nitro-4-trifluoromethylphenyl)-N-methyl-N-[(±)-trans-2-(1-pyrrolidinyl)-indan-1-yl]acetamide ((±)-26, ADL-01-0106-3)

ADL-01-0106-3 was prepared via the general DCC/pyr coupling procedure from (±)-23 (0.3229 g, 1.492 mmol), 2-nitro-4-trifluoromethylphenylacetic acid (0.5579 g, 2.24 mmol), DCC (0.5512 g, 2.67 mmol), and pyr (0.19 ml, 2.31 mmol). The crude product was gravity column chromatographed eluting with $CH_2Cl_2:2\% NH_3$ before it was converted to the HCl salt with 1.0M HCl in Et_2O and crystallized from MeOH- Et_2O to yield (±)-26.HCl (0.3643 g, 50%): m.p. (HCl salt) 249°–250° C.; 1H NMR (HCl salt $DMSO-d_6$) δ 1.8–2.1 (br s, 4H, $-CH_2CH_2-$), 2.89 (s, 3H, $-NCH_3$), 3–4.6 (complex, 9H, 4 $-CH_2-$ and 1 $-CH-$), 6.40 (d, J=8.1 Hz, 1H, $-CH-$), 7.1 (br, s 1H, aromatic), 7.3 (m, 3H, aromatic), 7.83 (d, J=8.1 Hz, 1H, aromatic), 8.17 (d, J=7.8 Hz, 1H, aromatic), 8.41 (s, 1H, aromatic). MS (FAB) m/z 448. Anal. (C, H, N) $C_{23}H_{24}N_3O_3F_3.HCl$.

EXAMPLE 49

2,2-Diphenyl-N-methyl-N-[(±)-trans-2-(1-pyrrolidinyl)-indan-1-yl]acetamide ((±)-28, ADL-01-0108-9)

ADL-01-108-9 was prepared via the general DCC/pyr coupling procedure from (±)-23 (0.2615 g, 1.209 mmol), diphenylacetic acid (0.5123 g, 2.41 mmol), DCC (0.5138 g, 2.49 mmol), and pyr (0.20 mL, 2.5 mmol). The crude product was purified by gravity column eluting with $CH_2Cl_2:2\% NH_3$ before it was converted to the HCl salt with 1.0M HCl in Et_2O and crystallized from MeOH to yield (±)-28.HCl (0.3815 g, 71%): m.p. (HCl salt) >300° C.; 1H NMR (HCl salt, $DMSO-d_6$; the cis-trans rotamers are observed in about 3.6 to 1 ratio. Only peaks for the major rotamer are reported.) δ 1.88 (br s, 4H, $-CH_2CH_2-$), 2.75 (s, 3H, $-NCH_3$), 3–4.2 (complex, 7H, 3 $-CH_2-$ and 1 $-CH-$), 5.61 (s, 1H, $-CH-$), 6.5 (d, J=8 Hz, 1H, $-CH-$), 6.88 (d, J=6.5 Hz, 1H, aromatic), 7.1–7.4 (complex, 13H, aromatic). MS (FAB) m/z 411. Anal. (C, H, N) $C_{28}H_{30}N_2O.HCl.0.75 H_2O$.

50

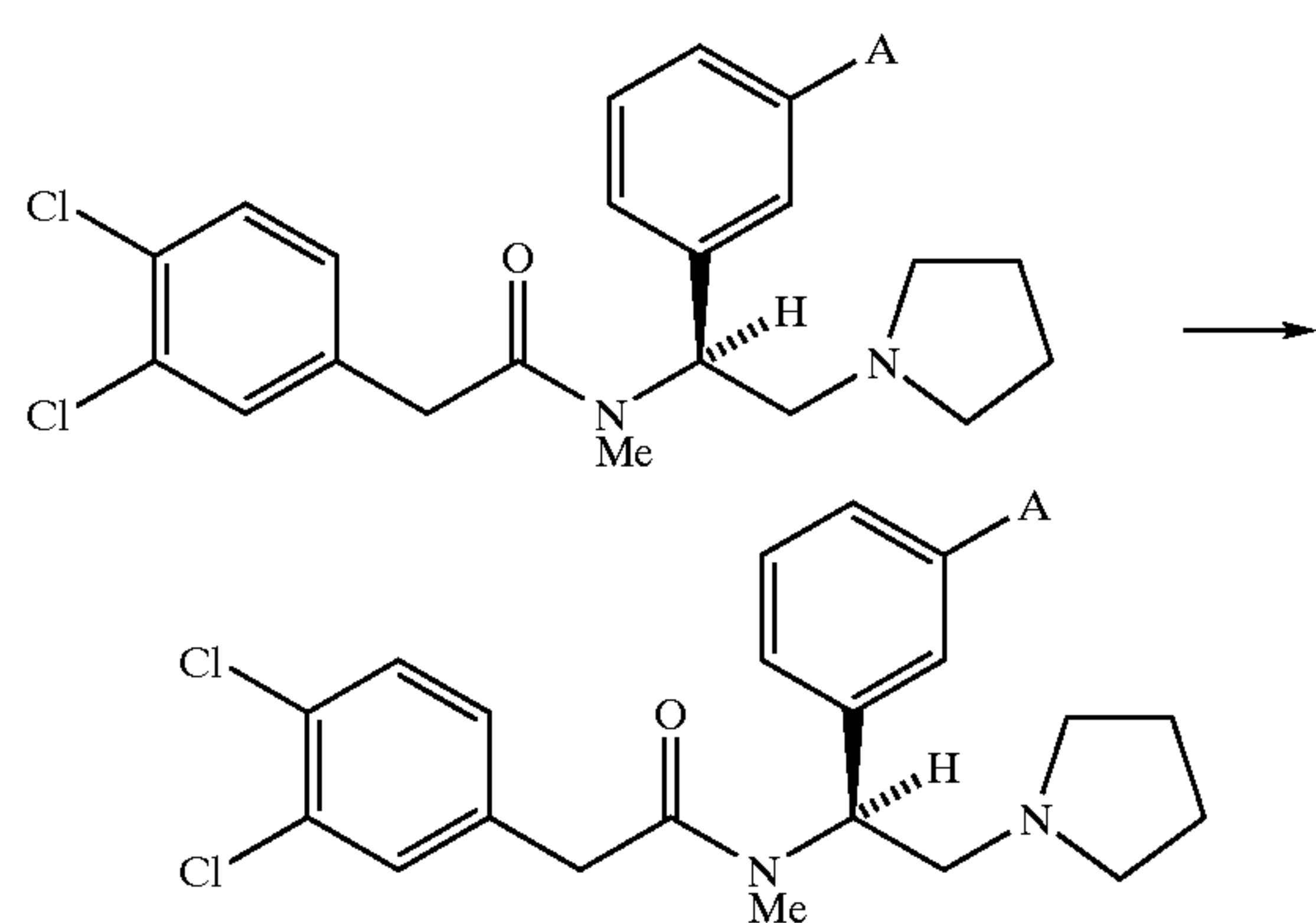
EXAMPLE 50

2-(4-Methylsulfonylphenyl)-N-methyl-N-[(±)-trans-2-(1-pyrrolidinyl)-indan-1-yl]acetamide ((±)-29, ADL-01-0109-7)

ADL-01-0109-7 was prepared via the general DCC/pyr coupling procedure from (±)-23 (0.3271 g, 1.51 mmol), 4-methylsulfonylphenylacetic acid (0.6464 g, 3.017 mmol), DCC (0.6438, 3.12 mmol), and pyr (0.25 mL, 3.1 mmol). The product was purified by gravity column eluting with $CH_2Cl_2:2\% NH_3$ before it was converted to the HCl salt with 1.0M HCl in Et_2O and crystallized from MeOH- Et_2O to yield (±)-29.HCl (0.5295 g, 78%): m.p. (HCl salt) 246°–248° C.; 1H NMR (HCl salt, $DMSO-d_6$) δ 1.8–2 (br s, 4H, $-CH_2CH_2-$), 2.81 (s, 3H, $-NCH_3$), 2.9–4.2 (complex, 9H, 4 $-CH_2-$ and 1 $-CH-$), 3.21 (s, 3H, $-SO_2CH_3$), 6.4 (d, J=8.1 Hz, 1H, aromatic), 7 (m, 1H, aromatic), 7.3 (m, 3H, aromatic), 7.58 (d, J=8.1 Hz, 2H, aromatic), 7.9 (d, J=7.8 Hz, 2H, aromatic). MS (FAB) m/z 413. Anal. (C, H, N) $C_{23}H_{28}N_2SO_3.HCl.0.25H_2O$.

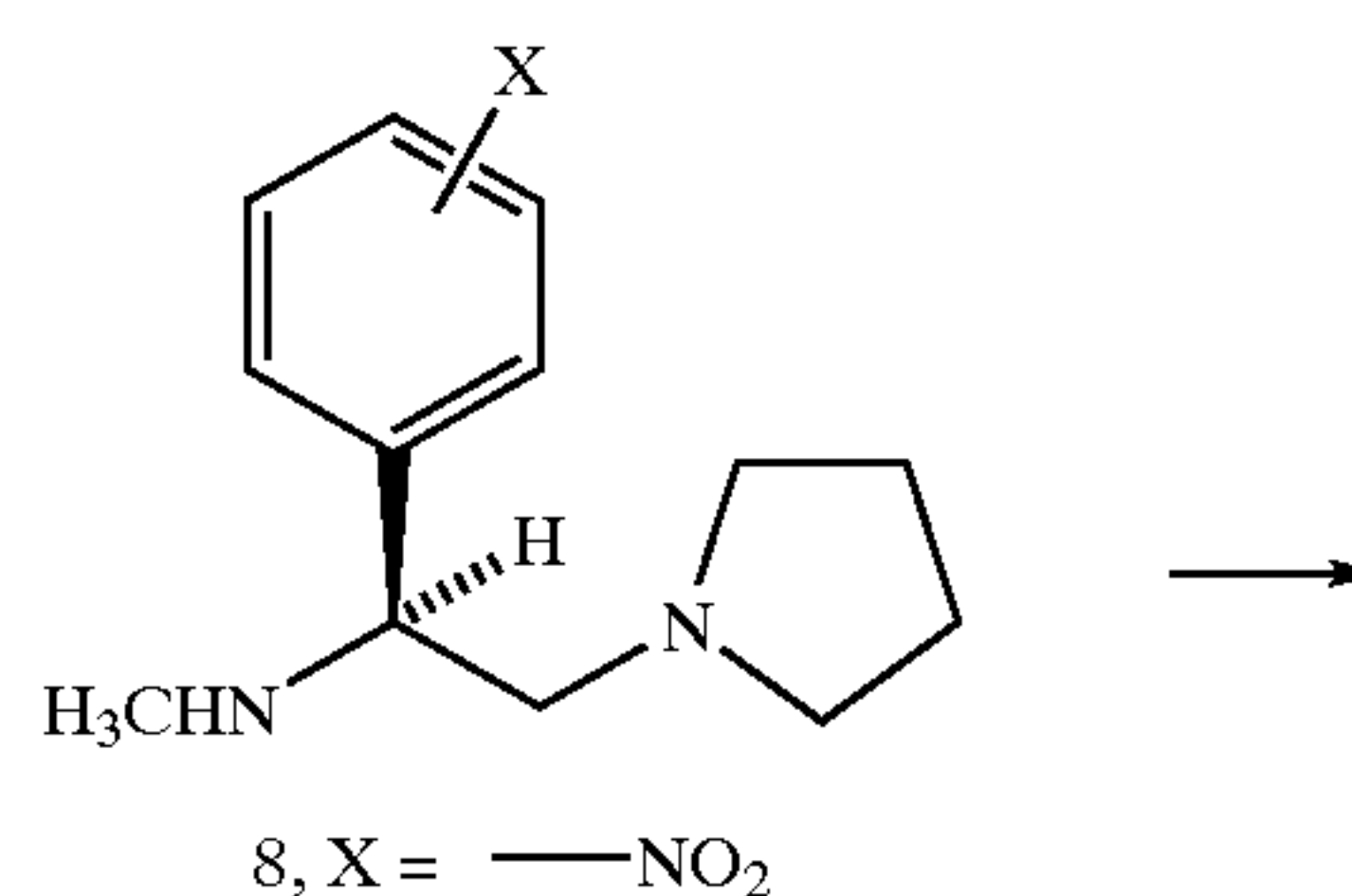
Compounds of formula III

Compounds having the following structures were prepared.



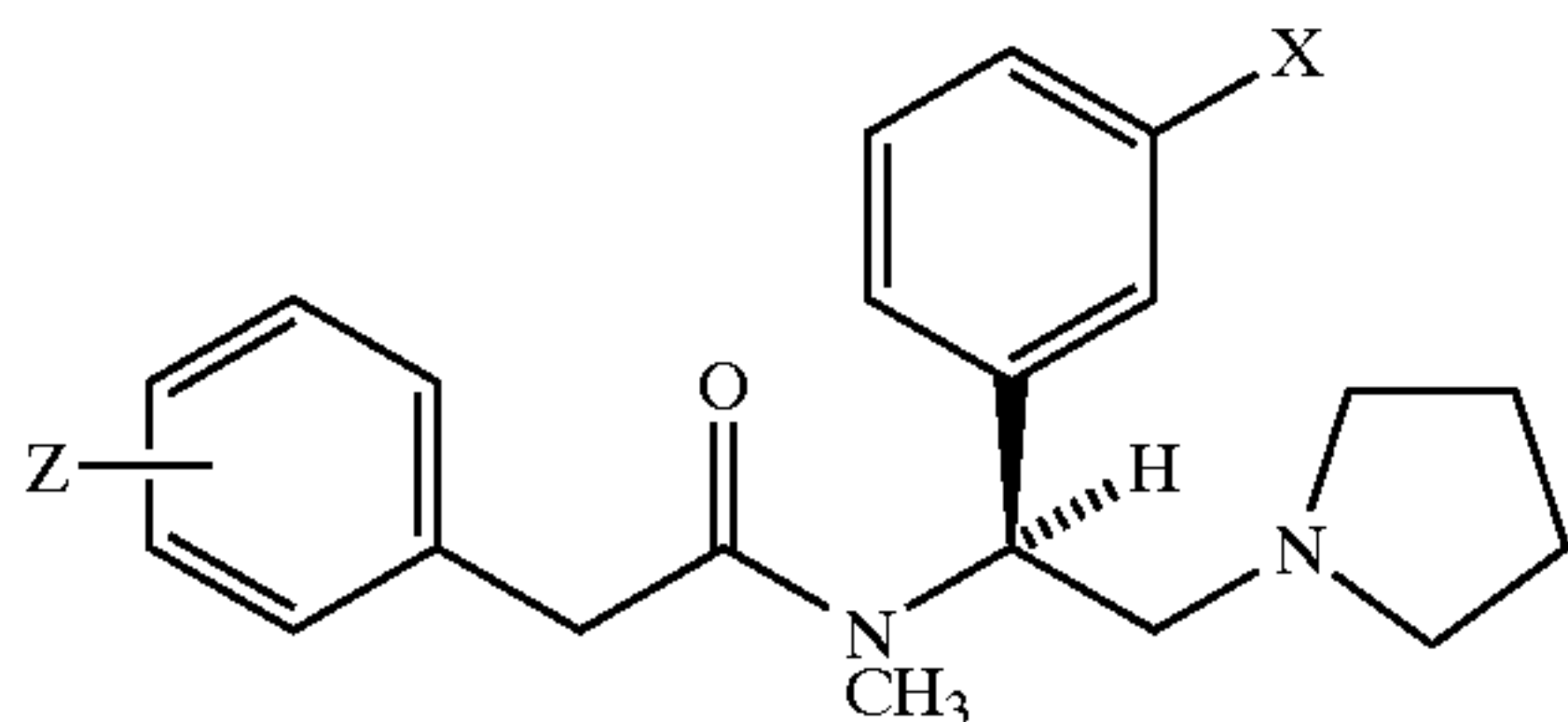
- 1, ADL-01-0007-3, A = $-NH_2$
 2, ADL-03-1066, A = (R) $-NHC(O)CH_2CH_2CH(NH_2)(CO_2H)$
 3, ADL-01-0006-5, A = (S) $-NHC(O)CH_2CH(NH_2)(CO_2H)$
 4, ADL-01-0008-1, A = (R) $-NHC(O)CH(NH_2)(CH_3CO_2H)$
 5, ADL-01-0009-9, A = (S) $-NHC(O)CH(NH_2)(CH_2CO_2H)$
 6, ADL-01-0010-7, A = (S,S) $-NHC(O)CH(CH_2CO_2H)NHC(O)CH(CH_2CO_2H)(NH_2)$
 7, ADL-01-0011-5, A = $N(SO_2Me)_2$

Compounds 1–5 were prepared by the method described in Chang, A.-C. Ph.D. Thesis, University of Minnesota-Twin Cities, 1995.



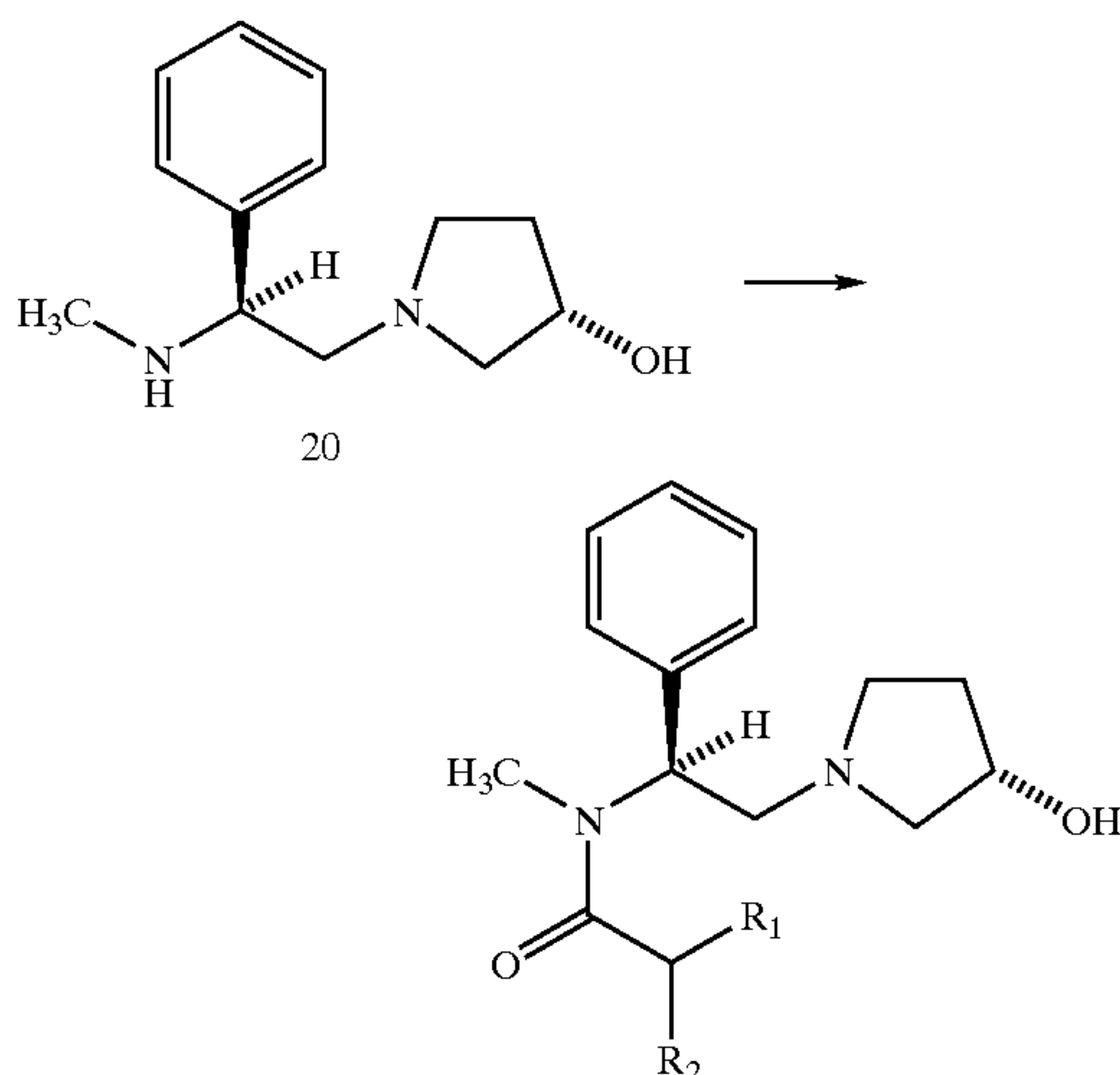
51

-continued



- 9, ADL-01-0113-9, X = —NH₂, Z = 2-NH₂
 10, ADL-01-0115-4, X = —NO₂, Z = 2-NO₂
 11, ADL-01-0124-6, X = —NHPO₃Et₂, Z = 2-NHPO₃Et₂
 12, ADL-01-0126-1, X = —N(SO₂Me)₂, Z = 2-N(SO₂Me)₂
 13, ADL-01-0128-7, X = —NO₂, Z = 2-NO₂-4, 5-Cl₂
 14, ADL-01-0129-5, X = —NO₂, Z = 4-methylsulfonyl
 15, ADL-01-0132-9, X = —NO₂, Z = 4-NH₂
 16, ADL-01-0133-7, X = —NO₂, Z = 4-N(SO₂Me)₂
 17, ADL-01-0136-0, X = —NH₂, Z = 4-N(SO₂Me)₂
 18, ADL-01-0138-6, X = —NO₂, Z = 4-NHBoc
 19, ADL-01-0139-4, X = —NHPO₃Et₂, Z = 4-N(SO₂Me)₂

Compounds 9–19 were prepared from the appropriate arylacetic acids via DCC/pyr coupling, followed by reduction, deprotection, and/or derivatization via known chemistry. Intermediate 8 was prepared via the method described in Chang, A.-C. Ph.D. Thesis, University of Minnesota-Twin Cities, 1995.



- 21, ADL-01-0055-2, R₁ = —H, R₂ = 2-nitrophenyl
 22, ADL-01-0056-0, R₁ = —H, R₂ = 2-NO₂-4, 5-Cl₂-phenyl
 23, ADL-01-0059-0, (EMD 60400), R₁ = —H, R₂ = 2-NH₂-phenyl
 24, ADL-01-0063-6, (EMD 61753), R₁ = R₂ = phenyl
 25, ADL-01-0064-4, R₁ = —H, R₂ = 4-methylsulfonylphenyl
 26, ADL-01-0067-7, R₁ = —H, R₂ = 2-NO₂-4-CF₃-phenyl
 27, ADL-01-0076-8, R₁ = —H, R₂ = 2-NH₂-4-CF₃-phenyl

Intermediate 20 was prepared via minor modifications of known methods.^{7,8} Compounds 23 (EMD60400) and 24 (EMD61753) are known compounds that were synthesized in-house via minor modifications of reported methods.⁹ Compounds 21, 22 and 25–27 were prepared by DCC coupling, following by reduction where applicable.

Ref. (7) Costello, G. F. et al. J. Med. Chem. 1991, 34, 181–189. (8) Naylor, A. et al. J. Med. Chem. 1994, 37, 2138–2144. (9) Gottschlich, R. et al. Bioorg. Med. Chem. Letters 1994, 4, 677–682.

EXAMPLE 51

2-(3,4-Dichlorophenyl)-N-methyl-N-[(1S)-1-[N-(S-aspartic acid-a-amide-S-aspartic acid-a-amido)-3-aminophenyl]-2-[1-pyrrolidinyl]ethyl] acetamide (6, ADL-01-0010-7)

With stirring in ice-H₂O under N₂, 1,3-dicyclohexylcarbodiimide (DCC, 0.353 g, 1.711 mmol) and

52

dry CH₂Cl₂ (2 mL) were added to a mixture of 5-t-butyl ester (0.311 g, 0.538 mmol), N-Boc-L-aspartic acid-b-t-butyl ester (0.495 g, 1.711 mmol), and 1-hydroxybenzotriazole (HOBT, 0.232 g, 1.717 mmol) in dry CH₂Cl₂ (8 mL). After 5 min. the mixture was stirred at 25° C. under N₂ overnight before H₂O (1 mL) was added, and the mixture was filtered through celite. The 1,3-dicyclohexylurea (DCU) was washed with CH₂Cl₂ (18 mL). The filtrate was partitioned between sat'd NaHCO₃ and CH₂Cl₂, which was dried (Na₂SO₄), filtered through celite, and evaporated. After flash column chromatography eluting with CH₂Cl₂:2% NH₃:2% MeOH, the protected intermediate (0.411 g, 90%) was dissolved in 3N HCl (4 mL), AcOH (4 mL) with anisole (2 drops), and stirred at 25° C. overnight. The mixture was then evaporated to dryness, and evaporation from iPrOH then yielded ADL-01-0010-7: ¹H NMR (CHl salt, DMSO-d₆) δ 2.0 (br s, 4H, —CH₂CH₂—), 2.9 (s, 3H, —NCH₃), 6.1 (br m, 1H, —CH—). MS (FAB) m/z 63.6. Anal. (C, H, N) C₂₉H₃₅N₅O₇Cl₂·1.5 HCl·0.25iPrOH.

EXAMPLE 52

2-(3,4-Dichlorophenyl)-N-methyl-N-[(1S)-1-[N-(bis-methylsulfonamido)-3-aminophenyl]-2-[1-pyrrolidinyl]ethyl]acetamide (7, ADL-01-0011-5)

With stirring at 25° C., a solution of methanesulfonyl chloride (MsCl, 0.25 mL, 3.2 mmol) in dry CH₂Cl₂ (0.75 mL) was added to a mixture of ADL-01-0007-3 (0.225 g, 0.554 mmol) and Et₃N (1 mL, 7 mmol) in dry CH₂Cl₂ (4 mL), and the mixture was stirred at 25° C. fitted with a drying tube. After 5 h, more CH₂Cl₂ (6 mL), MsCl (0.5 mL), and Et₃N (2 mL) were added, and the mixture was stirred at 25° C. overnight before it was partitioned between CH₂Cl₂ (50 mL) and sat'd NaHCO₃. The aqueous fraction was extracted with more CH₂Cl₂ (25 mL), and the combined organic fraction was dried (Na₂SO₄), filtered through celite, and evaporated. Acetonitrile was used to azeotrope off Et₃N before the product was gravity column chromatographed twice eluting with CH₂Cl₂:2% NH₃:2% MeOH. The pure product was then treated with 1.0M HCl in Et₂O to yield 7.HCl (0.131 g, 39%, unoptimized): m.p. (HCl salt) 145° C. (dec); ¹H NMR (free base, CDCl₃) δ 1.7 (br s, 4H, —CH₂CH₂—), 2.4–3.8 (complex, 8H, 4 —CH₂—), 2.7 (s, 3H, —NCH₃), 3.37 (s, 6H, 2 —SO₂CH₃), 6.1 (m, 1H, —CH—), 7.1–7.4 (complex, 7H, aromatic). MS (FAB) m/z 562. Anal. (C, H, N) C₂₃H₂₉N₃O₅S₂Cl₂·HCl·0.75H₂O.

EXAMPLE 53

2-(2-Nitrophenyl)-N-methyl-N-[(1S)-1-(3-nitrophenyl)-2-(1-pyrrolidinyl) ethyl]acetamide (10, ADL-01-0115-4)

ADL-01-0115-4 was prepared via the general DCC/pyr coupling procedure from 8 (1.4886 g, 5.97 mmol), 2-nitrophenylacetic acid (2.1619 g, 11.93 mmol), DCC (2.5402 g, 12.31 mmol), and pyridine (1.00 mL, 12.36 mmol). The crude product was converted to the HCl salt with Et₂O-HCl without chromatography and crystallized from MeOH-Et₂O. The first crop was recrystallized again from MeOH-Et₂O to yield 10.HCl (1.3663 g, 51%): m.p. (HCl salt) 258°–259° C.; ¹H NMR (HCl salt, DMSO-d₆) δ 1.97 (br s, 4H, —CH₂CH₂—), 2.91 (s, 3H, —NCH₃), 3.11–4.45 (complex, 8H, 4 —CH₂—), 6.17 (m, 1H, —CH—), 7.51–8.25 (complex, 8H, aromatic). MS (FAB) m/z 413. Anal. (C, H, N) C₂₁H₂₄N₄O₅·HCl·0.25 H₂O.

EXAMPLE 54

2-(2-Aminophenyl)-N-methyl-N-[(1S)-1-(3-aminophenyl)-2-(1-pyrrolidinyl) ethyl]acetamide (9, ADL-01-0113-9)

With stirring at 55° C., Raney nickel was added in small quantities to a mixture of 10 (0.9857 g, 2.3899 mmol) and

hydrazine hydrate (55%, 2 mL) in EtOH (30 mL) until gas evolution stopped in about 10 min. The mixture was then filtered through celite, and the Raney nickel was washed with hot MeOH (100 mL). The filtrate was evaporated and dried in vacuo before the residue was partitioned between sat'd NaHCO₃ and CH₂Cl₂, which was dried (Na₂SO₄), filtered through celite, and evaporated. The product was gravity column chromatographed eluting with CHCl₃:2% NH₃:2% MeOH before it was converted to the HCl salt with Et₂O-HCl to yield 9.3HCl (0.3159 g, 29%, unoptimized): m.p. (HCl salt) 219°–222° C.; ¹H NMR (HCl salt, DMSO-d₆) δ 1.98 (br s, 4H, —CH₂CH₂—), 2.87 (s, 3H, —NCH₃), 3.2–4.3 (complex, 8H, 4 —CH₂—), 6.1 (m, 1H, —CH—), 7.11–7.45 (complex, 8H, aromatic). MS (FAB) m/z 353. Anal. (C, H, N) C₂₁H₂₈N₄O₃.3HCl.0.25H₂O.

EXAMPLE 55

2-(N-Diethyl phosphoramidate-2-aminophenyl)-N-methyl-N-[(1S)-1-(N-diethyl phosphoramidate-3-aminophenyl)-2-(1-pyrrolidinyl)ethyl]acetamide (11, ADL-01-0124-6)

With stirring in ice-H₂O under N₂, diethyl chlorophosphate (0.53 mL, 3.67 mmol) was added to a mixture of 9 (0.2394 g, 0.6792 mmol) and NEt(Pr)₂ (0.77 mL, 4.40 mmol) in dry THF (5 mL). After 10 min, the mixture was stirred at 25° C. under N₂ for 3.5 days before it was diluted with CH₂Cl₂, evaporated, and dried in vacuo. The residue was partitioned between sat'd NaHCO₃ and CH₂Cl₂. The aqueous fraction was extracted with more CH₂Cl₂, and the combined organic fraction was dried (Na₂SO₄), filtered through celite, and evaporated. The product was chromatographed eluting with CH₂Cl₂:2% NH₃:2% MeOH before it was converted to the HCl salt with 1.0M HCl in Et₂O and crystallized from iPrOH-Et₂O to yield 11.HCl (0.2364 g, 53%): m.p. (HCl salt) 184°–186° C.; ¹H NMR (HCl salt, DMSO-d₆) δ 1.2 (m, 12H, 4 —CH₃), 1.96 (br s, 4H, —CH₂CH₂—), 2.81 (s, 3H, —NCH₃), 3–4 (complex, 16H, 8 —CH₂—), 6.05 (m, 1H, —CH—), 6.7–7.3 (complex, 9H, aromatic and 1 NH), 8.08 (d, J=9.4 Hz, 1H, NHP). MS (FAB) m/z 625. Anal. (C, H, N) C₂₉H₄₆N₄O₇P₂.HCl.

EXAMPLE 56

2-(N-Bis-sulfonamido-2-aminophenyl)-N-methyl-N-[(1S)-1-(N-bis-sulfonamido-3-aminophenyl)-2-(1-pyrrolidinyl)ethyl]acetamide (12, ADL-01-0126-1)

With stirring at 0° C. min, the mixture was stirred at 25° C. under N₂ for 3.5 days before it was diluted with CH₂Cl₂, evaporated, and dried in vacuo. The residue was partitioned (8 mL). After 10–15 min, the mixture was stirred at 25° C. under N₂ overnight before the mixture was partitioned between sat'd NaHCO₃ and CH₂Cl₂. The aqueous fraction was extracted with more CH₂Cl₂, and the combined organic fraction was dried (Na₂SO₄), filtered through celite, and evaporated. Acetonitrile was added to azeotrope off Et₃N. The product was flash-column chromatographed eluting with CH₂Cl₂:2% NH₃ before it was converted to the HCl salt with 1.0M HCl in Et₂O to yield 12.HCl (0.3564 g, 65%): m.p. (HCl salt) 180° C.; ¹H NMR (HCl salt, DMSO-d₆) δ 2.0 (br s, 4H, —CH₂CH₂—), 2.76 (s, 3H, —NCH₃), 3–4.3 (complex, 8H, 4 —CH₂—), 3.53 (s, 12H, 4 —SO₂CH₃), 6.25 (m, 1H, —CH—), 7.3–7.6 (complex, 8H, aromatic). MS (FAB) m/z 665. Anal. (C, H, N) C₂₅H₃₆N₄O₉S₄.HCl.MeOH.

EXAMPLE 57

2-(2-Nitro-4,5-dichlorophenyl)-N-methyl-N-[(1S)-1-(3-nitrophenyl)-2-(1-pyrrolidinyl)ethyl]acetamide (13, ADL-01-0128-7)

ADL-01-0128-7 was prepared via the general DCC/pyr coupling procedure from 8 (0.3690 g, 1.4801 mmol),

2-nitro-4,5-dichlorophenylacetic acid (0.7301 g, 2.920 mmol), DCC (0.6213 g, 3.01 mmol), and pyridine (0.24 mL, 3.01 mmol). The crude product was converted to the HCl salt with Et₂O-HCl without chromatography and crystallized from MeOH to yield 13.HCl (0.3232 g, 42%): m.p. (HCl salt) 165° C. (dec); ¹H NMR (HCl salt, DMSO-d₆) δ 2.0 (br s, 4H, —CH₂CH₂—), 2.93 (s, 3H, —NCH₃), 3.1–4.3 (complex, 6H, 3 —CH₂—), 4.4 (s, 2H, benzylic methylene), 6.2 (m, 1H, —CH—), 7.7–7.8 (m, 2H, aromatic), 7.9 (s, 1H, aromatic), 8.14 (s, 1H, aromatic), 8.27 (d, J=7.7 Hz, 1H, aromatic), 8.43 (s, 1H, aromatic). MS (FAB) m/z 481. Anal. (C, H, N) C₂₁H₂₂N₄O₅Cl₂.HCl.0.5MeOH.

EXAMPLE 58

2-(4-Methylsulfonylphenyl)-N-methyl-N-[(1S)-1-(3-nitrophenyl)-2-(1-pyrrolidinyl)ethyl]acetamide (14, ADL-01-0129-5)

ADL-01-0129-5 was prepared via the general DCC/pyr coupling procedure from 8 (0.5138 g, 2.061 mmol), 4-methylsulfonylphenylacetic acid (0.8825 g, 4.119 mmol), DCC (0.8771 g, 4.251 mmol), and pyridine (0.34 mL, 4.245 mmol). The crude product was gravity column chromatographed eluting with CHCl₃:2% HN₃ before it was converted to the HCl salt with 1.0M HCl in Et₂O and crystallized from MeOH to yield 14.HCl (0.4695 g, 47%): m.p. (HCl salt) 276°–277° C.; ¹H NMR (HCl salt, DMSO-d₆) δ 2.0 (br s, 4H, —CH₂CH₂—), 2.92 (s, 3H, —NCH₃), 3.2 (s, 3H, —SO₂CH₃), 3.2–4.3 (complex, 8H, 4 —CH₂—), 6.25 (m, 1H, —CH—), 7.61 (d, J=7.2 Hz, 2H, aromatic), 7.75 (m, 2H, aromatic), 7.89 (d, J=7 Hz, 2H, aromatic), 8.12 (s, 1H, aromatic), 8.25 (m, 1H, aromatic). MS (FAB) m/z 446. Anal. (C, H, N) C₂₂H₂₇N₃O₅S.HCl.

EXAMPLE 59

2-(N-Butyloxycarbonyl-4-aminophenyl)-N-methyl-N-[(1S)-1-(3-nitrophenyl)-2-(1-pyrrolidinyl)ethyl]acetamide (18, ADL-01-0138-6)

ADL-01-0138-6 was prepared via the general DCC/pyr coupling method from 8 (1.9948 g, 8.001 mmol), N-Boc-4-aminophenylacetic acid (3.0589 g, 12.173 mmol), DCC (26602 g, 12.89 mmol), and pyridine (1.04 mL, 12.9 mmol). The crude product was gravity column chromatographed eluting with CH₂Cl₂:2% NH₃:1% MeOH before it was converted to the HCl salt with 1.0M HCl in Et₂O and crystallized from MeOH to yield 18.HCl (0.4891 g, 12%, first crop): m.p. (HCl salt) 170° C. (dec); ¹H NMR (HCl salt, DMSO-d₆) δ 1.49 (s, 9H, t-butyl), 2.01 (br s, 4H, —CH₂CH₂—), 2.83 (s, 3H, —NCH₃), 3.1–4.15 (complex, 8H, 4 —CH₂—), 6.27 (m, 1H, —CH—), 7.17 (d, J=8 Hz, 2H, aromatic), 7.39 (d, J=8 Hz, 2H, aromatic), 7.7 (m, 2H, aromatic), 8.09 (s, 1H, aromatic), 8.23 (d, J=6 Hz, 1H, aromatic), 9.3 (s, 1H, —NHBoc). MS (FAB) 483. Anal. (C, H, N) C₂₆H₃₄N₄O₅.HCl.0.25 H₂O.

EXAMPLE 60

2-(4-Aminophenyl)-N-methyl-N-[(1S)-1-(3-nitrophenyl)-2-(1-pyrrolidinyl)ethyl]acetamide (15, ADL-01-0132-9)

ADL-01-0138-6 (2.9211 g, 6.053 mmol) and anisole (2 drops) were mixed in AcOH (10 mL) and 4N HCl (10 mL) and stirred at 25° C. overnight, fitted with a drying tube. The mixture was adjusted to pH 13 with 1N NaOH with stirring in ice-H₂O and then extracted with CH₂Cl₂ (2×70 mL). The

combined organic fraction was dried (Na_2SO_4), filtered through celite, and evaporated. The product was gravity column chromatographed eluting with CHCl_3 :2% NH_3 before it was converted to the HCl salt with Et_2O -HCl to yield 15.HCl (0.5531 g, 22%, unoptimized): m.p. (HCl salt) 200° C. (dec); ^1H NMR (HCl salt, DMSO- d_6) δ 1.98 (br s, 4H, $-\text{CH}_2\text{CH}_2-$), 2.86 (s, 3H, $-\text{NCH}_3$), 3.2–4.3 (complex, 8H, 4 $-\text{CH}_2-$), 6.25 (m, 1H, $-\text{CH}'$), 7.16 (d, $J=7.4$ Hz, 2H, aromatic), 7.33 (d, $J=7.5$ Hz, 2H, aromatic), 7.7 (m, 2H, aromatic), 8.08 (s, 1H, aromatic), 8.23 (m, 1H, aromatic). MS (FAB) m/z 383. Anal. (C, H, N) $\text{C}_{21}\text{H}_{26}\text{N}_4\text{O}_3 \cdot 2\text{HCl} \cdot 0.75\text{H}_2\text{O}$.

EXAMPLE 61

2-(N-Bis-sulfonamido-4-aminophenyl)-N-methyl-N-[(1S)-1-(3-nitrophenyl)-2-(1-pyrrolidinyl) ethyl] acetamide (16, ADL-01-0133-7)

With stirring in ice- H_2O under N_2 , a solution of MsCl (1.56 mL, 20.17 mmol) in CH_2Cl_2 (6 mL) was added dropwise over 2–3 min to a mixture of 15 (1.5430 g, 4.0344 mmol) and Et_3N (5.6 mL, 40 mmol) in CH_2Cl_2 (24 mL). After 10 min, the mixture was stirred at 25° C. under N_2 overnight before the mixture was partitioned between CH_2Cl_2 and sat'd NaHCO_3 . The aqueous fraction was extracted with more CH_2Cl_2 , and the combined organic fraction was dried (Na_2SO_4), filtered through celite, and evaporated. Acetonitrile was added to azeotrope off Et_3N before the crude product was flash column chromatographed eluting with CH_2Cl_2 :2% NH_3 . The product was converted to the HCl salt with 1.0M HCl in Et_2O and washed with hot MeOH to yield 16.HCl (1.3091 g, 56%, first crop): m.p. (HCl salt) 257°–259° C.; ^1H NMR (HCl salt, DMSO- d_6) δ 1.99 (br s, 4H, $-\text{CH}_2\text{CH}_2-$), 2.87 (s, 3H, $-\text{NCH}_3$), 3.15–4.3 (complex, 8H, 4 $-\text{CH}_2-$), SO_2CH_3), 6.25 (m, 1H, $-\text{CH}-$), 7.4 (m, 4H, aromatic), 7.7 (m, 2H, aromatic), 8.1 (s, 1H, aromatic), 8.21 (m, 1H, aromatic). MS (FAB) m/z 539. Anal. (C, H, N) $\text{C}_{23}\text{H}_{30}\text{N}_4\text{O}_7\text{S}_2 \cdot \text{HCl} \cdot 0.5\text{CH}_2\text{Cl}_2$.

EXAMPLE 62

2-(N-Bis-sulfonamido-4-aminophenyl)-N-methyl-N-[(1S)-1-(3-aminophenyl)-2-(1-pyrrolidinyl)ethyl] acetamide (17, ADL-01-0136-0)

ADL-01-0136-0 was prepared from 16 (1.0729 g, 1.992 mmol), Raney nickel, and hydrazine hydrate (2 mL) in EtOH (30 mL). The conditions were similar to those used for the preparation of 9. The product was gravity column chromatographed eluting with CH_2Cl_2 :2% NH_3 , and the pure fractions were converted to the HCl salt with 1.0M HCl in Et_2O to yield 17.HCl (0.1194 g, 11%, unoptimized): m.p. (HCl salt) 252°–255° C.; ^1H NMR (HCl salt, DMSO- d_6) δ 2.0 (br s, 4H, $-\text{CH}_2\text{CH}_2-$), 2.86 (s, 3H, $-\text{NCH}_3$), 3.1–4.2 (complex, 8H, 4 $-\text{CH}_2-$), 3.54 (s, 6H, 2 $-\text{SO}_2\text{CH}_3$), 6.1 (m, 1H, $-\text{CH}-$), 6.8–7.5 (complex, 8H, aromatic). MS (FAB) m/z 509. Anal. (C, H, N) $\text{C}_{23}\text{H}_{32}\text{N}_4\text{O}_5\text{S}_2 \cdot 1.75\text{HCl}$.

EXAMPLE 63

2-(N-Bis-sulfonamido-4-aminophenyl)-N-methyl-N-[(1S)-1-(N-diethyl phosphoramidate-3-aminophenyl)-2-(1-pyrrolidinyl) ethyl]acetamide (19, ADL-01-0139-4)

With stirring in ice- H_2O under N_2 , diethyl chlorophosphate (0.84 mL, 5.81 mmol) was added to a mixture of 17 (0.7383 g, 1.4514 mmol) and $\text{NEt}(\text{iPr})_2$ (1.5 mL, 8.7 mmol)

in dry THF (15 mL). After 10 min, the mixture was stirred at 25° C. under N_2 overnight before more THF (15 mL), $\text{NEt}(\text{iPr})_2$ (0.76 mL), and diethyl chlorophosphate (0.42 mL) were sequentially added. After 3 h, the mixture was quenched with H_2O , diluted with CH_2Cl_2 , evaporated, and dried in vacuo. The residue was partitioned between CH_2Cl_2 and sat'd NaHCO_3 . The aqueous fraction was extracted with more CH_2Cl_2 , and the combined organic fraction was dried (Na_2SO_4), filtered through celite and evaporated. The crude product was flash column chromatographed eluting with CH_2Cl_2 :2% HN_3 :1.5% MeOH before it was converted to the HCl salt with 1.0M HCl in Et_2O and crystallized from MeOH to yield 19.HCl (0.3274 g, 33%): m.p. (HCl salt) 245°–247° C.; ^1H NMR (HCl salt, DMSO- d_6) δ 1.193 (t, $J=7$ Hz, 6H, 2 $-\text{CH}_3$), 1.95 (br s, 4H, $-\text{CH}_2\text{CH}_2-$), 2.81 (s, 3H, $-\text{NCH}_3$), 3.1–4.1 (complex, 12H, 6 $-\text{CH}_2-$), 3.52 (s, 6H, 2 $-\text{SO}_2\text{CH}_3$), 6.1 (m, 1H, $-\text{CH}-$), 6.79 (d, $J=7.3$ Hz, 1H, aromatic), 6.91 (s, 1H, aromatic), 6.99 (d, $J=7.7$ Hz, 1H, aromatic), 7.23 (t, $J=7.8$ Hz, 1H, aromatic), 7.36 (d, $J=8.3$ Hz, 2H, aromatic), 7.44 (d, $J=8.6$ Hz, 2H, aromatic), 8.09 (d, $J=9.4$ Hz, 1H, $-\text{NHP}$). MS (FAB) m/z 645. Anal. (C, H, N) $\text{C}_{27}\text{H}_{41}\text{N}_4\text{O}_8\text{S}_2 \cdot \text{P} \cdot \text{HCl}$.

EXAMPLE 64

2-(2-Nitrophenyl)-N-methyl-N-[(1S)-1-phenyl-2-[1-(3S)-(3-hydroxypyrrolidinyl)]ethyl]acetamide (21, ADL-01-0055-2)

with stirring at 25° C. under N_2 , DCC (0.160 g, 0.79 mmol) was added to a mixture of 2-nitrophenylacetic acid (0.140 g, 0.79 mmol) and pyridine (0.064 mL, 0.79 mmol) in CH_2Cl_2 (1.5 mL). After 3 min, a solution of 20 (0.160 g, 0.72 mmol) in CH_2Cl_2 (1.5 mL) was added, followed by $\text{NEt}(\text{iPr})_2$ (0.375 mL, 2.15 mmol). The mixture was stirred at 25° C. under N_2 overnight before sat'd NaHCO_3 was added, and the mixture was filtered through celite. The DCU was washed with a little CH_2Cl_2 , and the filtrate was partitioned between sat'd NaHCO_3 and CH_2Cl_2 , which was dried (MgSO_4), filtered through celite, and evaporated. Toluene was added to azeotrope off pyridine. The product was flash column chromatographed eluting with CHCl_3 :2% NH_3 :2% MeOH before it was converted to the HCl salt with 1.0M HCl in Et_2O and crystallized from MeOH to yield 21.HCl (0.14 g, 47%): m.p. (HCl salt) 226°–227° C.; ^1H NMR (HCl salt, DMSO- d_6) δ 1.8–2.4 (m, 2H, $-\text{CH}_2$), 2.86 (s, 3H, $-\text{NCH}_3$), 3–4.5 (complex, 8H, 4 $-\text{CH}_2-$), 5.5 (m, 1H, $-\text{CHOH}$), 6.1 (m, 1H, $-\text{CH}-$), 7.3–7.8 (complex, 8H, aromatic), 8.11 (d, $J=8$ Hz, 1H, aromatic). MS (FAB) m/z 384. Anal. (C, H, N) $\text{C}_{21}\text{H}_{25}\text{N}_3\text{O}_4 \cdot \text{HCl} \cdot 0.5\text{H}_2\text{O}$.

EXAMPLE 65

2-(2-Nitro-4,5-dichlorophenyl)-N-methyl-N-[(1S)-1-phenyl-2-[1-(3S)-(3-hydroxypyrrolidinyl)]ethyl]acetamide (22, ADL-01-0056-0)

ADL-01-0056-0 was prepared from 20 (0.2 g, 0.91 mmol), 2-nitro-4,5-dichlorophenylacetic acid (0.45 g, 1.8 mmol), DCC (0.37 g, 1.8 mmol), $\text{NEt}(\text{iPr})_2$ (0.48 mL, 2.7 mmol), and pyridine (0.15 mL, 1.8 mmol). The conditions are similar to those for the preparation of 21. The product was column chromatographed eluting with CH_2Cl_2 :2% NH_3 :1% MeOH before it was converted to the HCl salt with 1.0M HCl in Et_2O and crystallized from iPrOH to yield 22.HCl (0.060 g, 14%): m.p. (HCl salt) 231°–233° C. (dec); ^1H NMR (HCl salt, DMSO- d_6) δ 1.8–2.4 (m, 2H, $-\text{CH}_2-$), 2.85 (s, 3H, $-\text{NCH}_3$), 3.1–4.5 (complex, 8H, 4 $-\text{CH}_2-$), 5.5 (m, 1H, $-\text{CHOH}$), 6.1 (m, 1H, $-\text{CH}-$), 7.2–7.5 (m,

57

5H, aromatic), 7.88 (s, 1H, aromatic), 8.42 (s, 1H, aromatic). MS (FAB) m/z 452. Anal. (C, H, N) C₂₁H₂₃N₃O₄Cl₂.HCl.

EXAMPLE 66

2-(4-Methylsulfonylphenyl)-N-methyl-N-[(1S)-1-phenyl-2-[1-(3S)-(3-hydroxypyrrolidinyl)] ethyl]acetamide (25, ADL-01-0064-4)

ADL-01-0064-4 was prepared from 20 (0.2 g, 0.91 mmol), 4-methylsulfonylphenylacetic acid (0.41 g, 1.8 mmol), DCC (0.37 g, 1.8 mmol), pyridine (0.15 mL, 1.8 mmol), and NEt(iPr)₂ (0.48 mL, 2.7 mmol). The conditions are similar to those for the preparation of 21. After stirring at 25° C. overnight, more pyridine (0.075 mL, 0.9 mmol) and DCC (0.18 g, 0.9 mmol) were added, and the reaction was worked up the next day. The product was purified by radial chromatography eluting with CH₂Cl₂:2% NH₃:1% MeOH before it was converted to the HCl salt with 1.0M HCl in Et₂O and washed with hot iPrOH to yield 25.HCl (0.15 g, 36%): m.p. (HCl salt) 240°–241° C.; ¹H NMR (HCl salt, DMSO-d₆) δ 1.8–2.4 (m, 2H, —CH₂—), 2.8 (d, 3H, —NCH₃ of cis and trans amide rotamers), 3.23 (s, 3H, —SO₂CH₃), 3.1–4.5 (m, 8H, 4 —CH₂—), 5.5 (m, 1H, —CHOH), 6.15 (m, 1H, —CH—), 7.2–7.5 (m, 5H, aromatic), 7.55 (m, 2H, aromatic), 7.85 (m, 2H, aromatic). MS (FAB) m/z 417. Anal. (C, H, N) C₂₂H₂₈N₂O₄S.HCl.

EXAMPLE 67

2-(2-Nitro-4-trifluoromethylphenyl)-N-methyl-N-[(1S)-1-phenyl-2-[1-(3S)-(3-hydroxypyrrolidinyl)] ethyl]acetamide (26, ADL-01-0067-7)

With stirring at 25° C. under N₂, DCC (0.39 g, 1.9 mmol) was added to a mixture of 2-nitro-4-trifluoromethylphenylacetic acid (0.47 g, 1.9 mmol) and pyridine (0.15 mL, 1.9 mmol) in CH₂Cl₂ (10 mL). After 5 min, a solution of 20 (0.4 g, 1.8 mmol) in CH₂Cl₂ (5 mL) was added. After 2 h, more DCC (0.1 g, 0.5 mmol) was added, and the mixture was stirred at 25° C. overnight before more 2-nitro-4-trifluoromethylphenylacetic acid (0.045 g, 0.18 mmol) and DCC (0.1 g, 0.5 mmol) were added. After 2 h, the reaction was worked up as in the preparation of 21. The product was purified by radial chromatography eluting with CH₂Cl₂:2% NH₃ before it was converted to the HCl salt with 1.0M HCl in Et₂O and precipitated from CH₂Cl₂ to yield 26.HCl (0.050 g, 5.4%): ¹H NMR (HCl salt, DMSO-d₆) δ 1.8–2.4 (m, 2H, —CH₂—), 2.87 (s, 3H, —NCH₃), 3.1–4.5 (complex, 8H, 4 —CH₂—), 5.5 (m, 1H, —CHOH), 6.1 (m, 1H, —CH—), 7.2–7.5 (m, 5H, aromatic), 7.82 (d, J=7.7 Hz, 1H, aromatic), 8.16 (d, J=8 Hz, 1H, aromatic), 8.42 (s, 1H, aromatic). MS (FAB) m/z 452. Anal. (C, H, N) C₂₂H₂₄F₃N₃O₄.HCl.0.5H₂O.

EXAMPLE 68

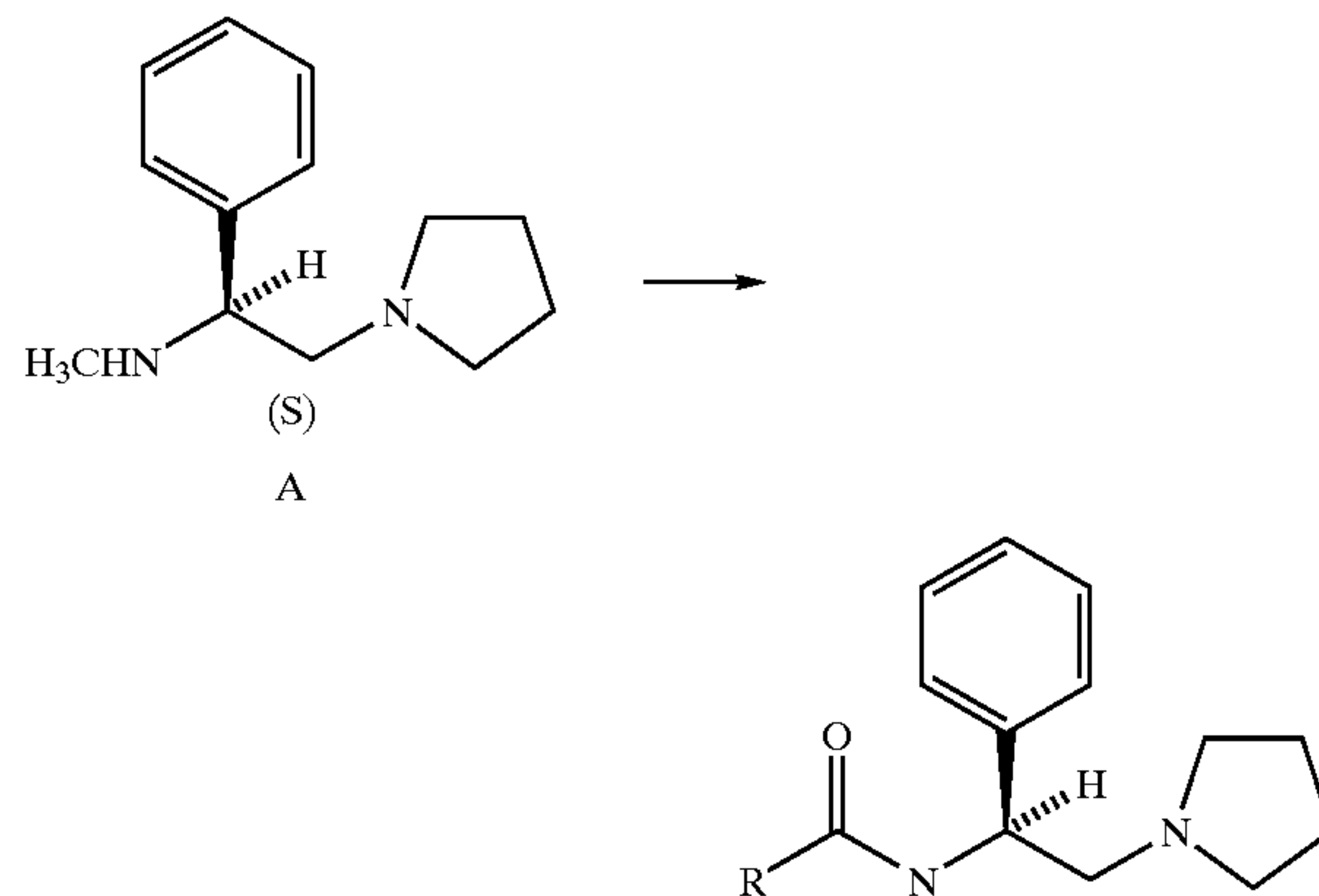
2-(2-Amino-4-trifluoromethylphenyl)-N-methyl-N-[(1S)-1-phenyl-2-[1-(3S)-(3-hydroxypyrrolidinyl)] ethyl]acetamide (27, ADL-01-0076-8)

ADL-01-0076-8 was prepared from 26 (0.14 g, 0.31 mmol), Raney nickel, and hydrazine hydrate (0.2 mL) in EtOH (14 mL). The conditions were similar to those used for the preparation of 9. The product was purified by radial chromatography eluting with CHCl₃:2% NH₃:2% MeOH before it was converted to the HCl salt with Et₂O-HCl to yield 27HCl (0.11 g, 77%): ¹H NMR (DMSO-d₆) δ 1.8–2.2 (m, 2H, —CH₂—), 2.88 (s, 3H, —NCH₃), 3.1–4.5

58

(complex, 9H, 4 —CH₂— and 1 —CHOH), 6.2 (m, 1H, —CH—), 6.8–7.5 (complex, 8H, aromatic). MS (FAB) m/z 423. Anal. (C, H, N) C₂₂H₂₆N₃O₂F₃.HCl.2.5H₂O.

Compounds of Examples 69–91 were prepared from the appropriate arylacetic acids/acid chlorides via EDCI/DIPEA or DCC/pyridine couplings, followed by reduction, deprotection, and/or derivatization via known chemistry. Intermediate A was prepared via the method reported in J. Med. Chem., 34, 1991 pp. 181–189, Costello, G. F. et al.



Compounds of Examples 69–91

General procedure for EDCI/DIPEA coupling.

To a solution of acid (1.1 eq.) and 1-Hydroxybenzotriazole hydrate (HOBT; 1.1 eq.) in an ice-bath under N₂ was added 1-(3-Dimethylaminopropyl)-3-ethylcarbodiimide hydrochloride (EDCI; 1.1 eq.). The mixture was stirred for 30 minutes. A solution of the amine (1.0 eq.) in dry methylene chloride was added drop-wise followed by N,N-Diisopropylethyamine (DIPEA; 1.5 eq.). The solution was allowed to stir at room temperature overnight. The reaction was quenched with sat. sodium bicarbonate and separated from methylene chloride. The organic layer was dried (Na₂SO₄), filtered through Celite, and evaporated. The crude product was chromatographed and converted to the HCl salt.

EXAMPLE 69

2,2-Diphenyl-N-methyl-N-[(1S)-1-phenyl-2-(1-pyrrolidinyl) ethyl]acetamide; ADL-01-0023-0

To a solution of Diphenylacetic acid (1.5 g; 7.3 mmol) and pyridine (1.0 mL; 12.2 mmol) in 20 mL of dry methylene chloride at 25 degrees under N₂ was added 1,3 dicyclohexylcarbodiimide, DCC (2.0 g; 9.8 mmol). After 5 minutes, 28 (1.0 g; 4.9 mmol) in 20 mL of dry methylene chloride was added and the mixture was stirred overnight. TLC (95:5 methylene chloride:methanol with 2% ammonia) indicated all of the starting material was consumed. The reaction was quenched with sat. sodium bicarbonate and filtered through a Celite plug. The plug was rinsed with methylene chloride and the aqueous layer was extracted with methylene chloride. The combined organic layers were dried (Na₂SO₄), filtered and concentrated in vacuo to give 2.2 g of a light brown solid. The crude product was purified by flash chromatography using a stepwise gradient of 2% to 8% MeOH:methylene chloride with 2% ammonia to afford 1.7 g (88%) of pure product which was treated with 1.0M HCl in diethyl ether to give 29 as the HCl salt. ¹H NMR (HCl salt, DMSO-d₆) δ 2.0(br s, 4H, —CH₂CH₂—), 2.7(s,3H, —NCH₃), 6.2(br m,1H, —CH—), 7.1–7.5(complex, 15H,

59

aromatic). MS (FAB) m/z 398. Anal. (C,H,N) $C_{27}H_{30}N_2O.HCl.0.75H_2O$.

EXAMPLE 70

N',N'-Diphenyl-N-methyl-N-[(1S)-1-phenyl-2-(1-pyrrolidinyl) ethyl]urea; ADL-01-0027-1

To a 0 degree solution of 28 (500 mg; 2.4 mmol) and triethylamine (731 mL; 5.2 mmol) in 10 mL of dry methylene chloride under N_2 was added a solution of Diphenylcarbamyl chloride (629 mg; 2.7 mmol) in 5 mL of dry methylene chloride. The solution was warmed to room temperature and stirred overnight. TLC (95:5 methylene chloride:methanol with 2% ammonia) indicated the starting material was consumed. The reaction solution was concentrated to a residue, which was pre-adsorbed onto silica and purified using a stepwise gradient of 2% to 7% MeOH:methylene chloride with 2% ammonia to afford 350 mg (36%) of pure product which was treated with 1.0M HCl in diethyl ether to give 30 as the HCl salt. 1H NMR (HCl salt, DMSO- d_6) δ 2.0 (br s, 4H, $-CH_2CH_2-$), 2.5 (s, 3H, $-NCH_3$), 5.8 (br,m,1H, $-CH-$), 7.1-7.5 (complex, 15H, aromatic). MS(FAB) m/z 399. Anal. (C,H,N) $C_{26}H_{29}N_3O.HCl.0.5H_2O$.

EXAMPLE 71

2-(2-Nitrophenyl)-N-methyl-N-[(1S)-1-phenyl-2-(1-pyrrolidinyl) ethyl]acetamide; ADL-01-0030-5

ADL-01-0030-5 was prepared via the procedure described in the preparation of 29 from 28 (0.6 g; 2.9 mmol), 2-nitrophenylacetic acid (0.8 g; 4.4 mmol), DCC (1.2 g; 5.8 mmol), and pyridine (0.1 mL; 1.4 mmol). The crude product was purified by flash chromatography using a stepwise gradient of 2% to 7% MeOH:methylene chloride with 2% ammonia to afford (0.2 g(20%)) of pure product which was treated with 1.0M HCl in diethyl ether to give 31 as the HCl salt. 1H NMR(HCl salt, DMSO- d_6) δ 2.0 (br s, 4H, $-CH_2CH_2-$), 2.9 (s, 3H, $-NCH_3$), 6.1 (br,m, 1H, $-CH-$) 7.3-8.1 (complex, 9H, aromatic); MS(FAB) m/z 367. Anal. (C,H,N) $C_{21}H_{25}N_3O_3.HCl$.

EXAMPLE 72

2-(2-Nitro-4,5-dichlorophenyl)-N-methyl-N-[(1S)-1-phenyl-2-(1-pyrrolidinyl)ethyl]acetamide; ADL-01-0030-9

ADL-01-0033-9 was prepared via the general EDCI/DIPEA coupling procedure from 28 (1.4 g; 6.9 mmol), 2-nitro 4,5-dichlorophenylacetic acid(1.9g; 7.6 mmol), HOBT (1.0 g; 7.6 mmol), EDCI (1.4 g; 7.6 mmol), and pyridine (0.8 mL; 10.3 mmol). The crude product was purified by flash chromatography using a stepwise gradient of 2% to 5% MeOH: methylene chloride with 2% ammonia to afford 2.0 g (60%) of pure product which was treated with 1.0M HCl in diethyl ether to give 32 as the HCl salt. 1H NMR(HCl salt, DMSO- d_6) δ 2.0 (br, s, 4H, $-CH_2CH_2-$), 2.9 (s, 3H, $-NCH_3$), 6.1 (br, m, 1H, $-CH-$), 7.2-7.6 (complex, 5H, aromatic), 7.9 (s, 1H, aromatic), 8.4 (s, 1H, aromatic). MS(FAB) m/z 436. Anal. (C,H,N) $C_{21}H_{23}N_3O_3Cl_2.HCl.0.25 H_2O$.

EXAMPLE 73

2-(4-Methylsulfonylphenyl)-N-methyl-N-[(1S)-1-phenyl-2-(1-pyrrolidinyl) ethyl]acetamide; ADL-01-0036-2

ADL-01-0036-2 was prepared via the general EDCI/DIPEA coupling procedure from 28 (432 mg; 2.0 mmol),

60

4-Methylsulfonylphenylacetic acid (500 mg; 2.3 mmol), HOBT (341 mg; 2.5 mmol), EDCI (483 mg; 2.5 mmol), and DIPEA (550 mL; 3.1 mmol). The crude product was purified by flash chromatography using a stepwise gradient of 2% to 4% MeOH:methylene chloride with 2% ammonia to afford 160 mg (19%) of pure product which was treated with 1.0M HCl in diethyl ether to give 33 as the HCl salt. 1H NMR(HCl salt, DMSO- d_6) δ 2.0 (br, s, 4H, $-CH_2CH_2-$), 2.9 (s, 3H, $-NCH_3$), 3.2 (s, $-SO_2CH_3$), 6.1 (br, m, 1H, $-CH-$), 7.3-7.5 (complex, 5H, aromatic), 7.6 (br, d, 2H, aromatic), 7.9 (br, d, 2H, aromatic). MS(FAB) m/z 400. Anal. (C,H,N) $C_{22}H_{28}N_2O_3S.HCl.0.5 H_2O$.

EXAMPLE 74

2-(2-Methoxyphenyl)-N-methyl-N-[(1S)-1-pyrrolidinyl]ethyl]acetamide; ADL-01-0049-5

ADL-01-0049-5 was prepared via the general EDCI/DIPEA coupling procedure from 28 (500 mg; 2.4 mmol), 2-Methoxyphenylacetic acid (610 mg; 3.6 mmol), HOBT (495 mg; 3.6 mmol), EDCI (700 mg; 3.6 mmol), and DIPEA (850 mL; 4.8 mmol). The crude product was purified by flash chromatography using a stepwise gradient of 1% to 7% MeOH:methylene chloride with 2% ammonia to afford 822 mg (96%) of pure product which was treated with 1.0M HCl in diethyl ether to give 34 as the HCl salt. 1H NMR (free base, $CDCl_3$) δ 1.8 (br, s, 4H, $-CH_2CH_2-$), 2.8 (s, 3H, $-NCH_3$), 3.8 (s, 3H, OCH_3), 6.1 (br, m, 1H, $-CH-$), 6.8-7.4 (complex, 9H, aromatic). MS(FAB) m/z 352. Anal. (C,H,N) $C_{22}H_{28}N_2O_2.HCl$.

EXAMPLE 75

2-(3-Indolyl)-N-methyl-N-[(1S)-1-phenyl-2-(1-pyrrolidinyl) ethyl]acetamide; ADL-01-0054-5

ADL-01-0054-5 was prepared via the general EDCI/DIPEA coupling procedure from 28 (500 mg; 2.4 mmol), Indole-3-acetic acid (641 mg; 3.6 mmol), HOBT (494 mg; 3.6 mmol), EDCI (700 mg; 3.6 mmol), and DIPEA (637 mL; 3.6 mmol). The crude product was purified by flash chromatography using a stepwise gradient of 1% to 7% MeOH:methylene chloride to afford 761 mg (88%) of pure product which was treated with 1.0M HCl in diethyl ether to give 35 as the HCl salt. 1H NMR(HCl salt, CD_3OD) δ 2.1 (br, s, 4H, $-CH_2CH_2-$), 2.8 (s, 3H, $-NCH_3$), 6.3 (br, m 1H, $-CH-$), 7.1-7.7 (complex, 9H, aromatic). MS(FAB) m/z 361. Anal. (C,H,N) $C_{23}H_{27}N_3O.HCl.1.0 H_2O$.

EXAMPLE 76

2-(α,α,α -Trifluoro-p-tolyl)-N-methyl-N-[(1S)-1-phenyl-2-(1-pyrrolidinyl) ethyl]acetamide; ADL-01-0058-6

ADL-01-0058-6 was prepared via the general EDCI/DIPEA coupling procedure from 28 (200 mg; 0.9 mmol), (α,α,α -Trifluoro-p-tolyl)acetic acid (239 mg; 1.1 mmol), HOBT (157 mg; 1.1 mmol), EDCI (223 mg; 1.1 mmol), and DIPEA (203 mL; 1.1 mmol). The crude product was purified by flash chromatography using a stepwise gradient of 1% to 2% MeOH:methylene chloride to afford 354 mg (93%) of pure product which was treated with 1.0M HCl in diethyl ether to give 36 as the HCl salt. 1H NMR(HCl salt, $CDCl_3$) δ 1.8 (br, s, 4H, $-CH_2CH_2-$), 3.0 (s, 3H, NCH_3), 6.4 (br, m, 1H, CH), 7.2-7.6 (complex, 9H, aromatic). MS(FAB) m/z 390. Anal. (C,H,N) $C_{22}H_{25}N_2OF_3.HCl$.

EXAMPLE 77

2-(2-Nitro- α,α,α -Trifluoro-4-tolyl)-N-[(1S)-1-phenyl-2-(1-pyrrolidinyl) ethyl]acetamide; ADL-01-0062-8

ADL-01-0062-8 was prepared via the general EDCI/DIPEA coupling procedure from 28 (500 mg; 2.4 mmol),

61

(2-Nitro- α,α,α -trifluoro-4-tolyl)acetic acid (728 mg; 2.9 mmol), HOBT (395 mg; 2.9 mmol), EDCI (559 mg; 2.9 mmol), and DIPEA (510 mL; 2.9 mmol). The crude product was purified by flash chromatography using a stepwise gradient of 2% to 10% MeOH:methylene chloride to afford 786 mg (74%) of pure product which was treated with 1.0M HCl in diethyl ether to give 37 as the HCl salt. $^1\text{H NMR}$ (CHCl₃) δ 2.0(br, s, 4H, —CH₂CH₂—), 2.9(s, 3H, —NCH₃), 6.3(br, m, 1H, CH), 7.1–7.5(complex, 4H, aromatic), 7.8–7.9(br, m, 2H, aromatic), 8.3–8.4(br, s, 2H, aromatic). MS(FAB) m/z 435. Anal. (C,H,N) C₂₂H₂₄N₃O₃F₃.HCl.

EXAMPLE 78

2-(1-[4-Chlorobenzoyl]-5-methoxy-2-methyl indole)-N-[(1S)-1-phenyl-2-(1-pyrrolidinyl) ethyl] acetamide; ADL-01-0078-4

ADL-01-0078-4 was prepared via the general EDCI/DIPEA coupling procedure from 28 (100 mg; 0.4 mmol), (1-[p-chlorobenzoyl]-5-methoxy-2-methyl indole-3-acetic acid (189 mg; 0.5 mmol), HOBT (73 mg; 0.5 mmol), EDCI (101 mg; 0.5 mmol), and DIPEA (128 mL; 0.7 mmol). The crude product was purified by flash chromatography using a stepwise gradient of 2% to 5% MeOH:methylene chloride to afford 200 mg (79%) of pure product which was treated with 1.0M HCl in diethyl ether to give 38 as the HCl salt. $^1\text{H NMR}$ (HCl salt, CDCl₃) δ 1.6–1.8(br, m, 4H, —CH₂CH₂—), 2.3(b, s, 3H, —CH₃), 2.9(br, s, —NCH₃), 3.8(br, s, 3H, —OCH₃), 6.7(br, m, 1H, —CH), 7.1–7.6(complex, 12H, aromatic). MS(FAB) m/z 509. Anal. (C,H,N) C₃₂H₃₅N₃O₃Cl.HCl.

EXAMPLE 79

2-(4-Nitrophenyl)-N-methyl-N-[(1S)-1-phenyl-2-(1-pyrrolidinyl) ethyl]acetamide; ADL-01-0079-2

ADL-01-0079-2 was prepared via the general EDCI/DIPEA coupling procedure from 28 (1.5 g; 7.3 mmol), 4-Nitrophenylacetic acid (2.0 g; 11.0 mmol), HOBT (1.4 g; 11.0 mmol), EDCI (2.1 g; 11.0 mmol), and DIPEA (2.5 mL; 14.6 mmol). The crude product was purified by flash chromatography using a stepwise gradient of 1% to 5% MeOH:methylene chloride to afford 2.5 g (93%) of pure product which was treated with 1.0M HCl in diethyl ether to give 39 as the HCl salt. $^1\text{H NMR}$ (HCl salt, CDCl₃) δ 1.6(br, m, 4H, —CH₂CH₂—), 2.8(br, s, 3H, —NCH₃), 6.4(br, m, 1H, —CH), 7.1–7.5(complex, 7H, aromatic), 8.0(br, d, 2H, aromatic). MS (FAB) m/z 367. Anal. (C,H,N) C₂₁H₂₅N₃O₃.HCl.

EXAMPLE 80

2-(3-Nitrophenyl)-N-methyl-N-[(1S)-1-phenyl-2-(1-pyrrolidinyl) ethyl]acetamide; ADL-01-0084-2

ADL-01-0084-2 was prepared via the general EDCI/DIPEA coupling procedure from 28 (1.5 g; 7.3 mmol), 3-Nitrophenylacetic acid (2.0 g; 11.0 mmol), HOBT (1.4 g; 11.0 mmol), EDCI (2.1 g; 11.0 mmol), and DIPEA (2.5 mL; 14.6 mmol). The crude product was purified by flash chromatography using a stepwise gradient of 1% to 5% MeOH:methylene chloride with 2% ammonia to afford 2.6 g (100%) of pure product which was treated with 1.0M HCl in diethyl ether to give 40 as the HCl salt. $^1\text{H NMR}$ (HCl salt, CDCl₃) δ 2.0(br, m, 4H, —CH₂CH₂—), 2.9(br, s, 3H, —NCH₃), 6.3(br, m, 1H, aromatic), 8.1–8.2(complex, 2H,

62

aromatic). MS(FAB) m/z 367. Anal. (C,H,N) C₂₁H₂₅N₃O₃.HCl. 0.5 H₂O.

EXAMPLE 81

2-(2-Pyridyl)-N-methyl-N-[(1S)-1-phenyl-2-(1-pyrrolidinyl) ethyl]acetamide; ADL-01-0085-9

ADL-01-0085-9 was prepared via the general EDCI/DIPEA coupling procedure from 28 (350 mg; 1.7 mmol), 2-Pyridylacetic acid hydrochloride (326 mg; 1.8 mmol), HOBT (253 mg; 1.8 mmol), EDCI (360 mg; 1.8 mmol) and DIPEA (644 mL; 3.7 mmol). The crude product was purified by flash chromatography using a stepwise gradient of 2% to 5% MeOH:methylene chloride with 2% ammonia to afford 400 mg (72%) of pure product which was treated with 1.0 M HCl in diethyl ether to give 41 as the HCl salt. $^1\text{H NMR}$ (free base, CDCl₃) δ 1.7–1.9(br, m, 4H, —CH₂CH₂—), 2.8(br, s, 3H, —NCH₃), 6.0–6.2(br, m, 1H, —CH), 7.1–7.8 (complex, 8H, aromatic), 8.5(br, d, 1H, aromatic). MS(FAB) m/z 323. Anal. (C,H,N) C₂₀H₂₅N₃O. 2 HCl. 0.5H₂O.

EXAMPLE 82

2-(3-Pyridyl)-N-methyl-N-[(1S)-1-phenyl-2-(1-pyrrolidinyl) ethyl]acetamide; ADL-01-0100-6

ADL-01-0100-6 was prepared via the general EDCI/DIPEA coupling procedure from 28 (120 mg; 0.5 mmol), 3-Pyridylacetic acid hydrochloride (110 mg; 0.6 mmol), HOBT (85 mg; 0.6 mmol), EDCI (120 mg; 0.6 mmol), and DIPEA (280 mL; 1.5 mmol). The crude product was purified by flash chromatography using a stepwise gradient of 1% to 6% MeOH:methylene chloride with 2% ammonia to afford 142 mg (76%) of pure product which was treated with 1.0M HCl in diethyl ether to give 42 as the HCl salt. $^1\text{H NMR}$ (HCl salt, CDCl₃) δ 2.1(br, m, 4H, —CH₂CH₂—), 2.9(br, s, 3H, —NCH₃), 6.2–6.3(br, m, 1H, —CH), 7.2–7.3(complex, 5H, aromatic), 7.8–7.9(br, t, 1H, aromatic), 8.6–8.9(complex, 3H, aromatic). MS(FAB) m/z 323. Anal. (C,H,N) C₂₀H₂₅N₃O.2 HCl.1.25 H₂O.

EXAMPLE 83

2-(+)-6-Methoxy-a-methyl-2-naphthalene)-N-[(1S)-1-phenyl-2-(1-pyrrolidinyl)ethyl]acetamide; ADL-01-0110-5

ADL-01-0110-5 was prepared via the general EDCI/DIPEA coupling procedure from 28 (200 mg; 0.9 mmol), (+)-6-Methoxy-a-methyl-2-naphthaleneacetic acid (217 mg; 1.0 mmol), HOBT (142 mg; 1.0 mmol), EDCI (201 mg; 1.0 mmol), and DIPEA (256 mL; 1.4 mmol). The crude product was purified by flash chromatography using a stepwise gradient of 1% to 2% MeOH:methylene chloride with 2% ammonia to afford 130 mg (33%) of pure product which was treated with 1.0M HCl in diethyl ether to give 43 as the HCl salt. $^1\text{H NMR}$ (HCl salt, CDCl₃) δ 1.4(d, 3H, —CH₃), 2.9(br, s, —NCH₃), 3.9(s, —OCH₃), 5.5(br, m, 1H, —CH), 7.0–7.7 (complex, 11H, aromatic). MS(FAB) m/z 416. Anal. (C,H,N) C₂₇H₃₂N₂O₂.HCl. 0.25 H₂O.

EXAMPLE 84

2-(α,α,α -Trifluoro-3-tolyl)-N-methyl-N-[(1S)-1-phenyl-2-(1-pyrrolidinyl) ethyl]acetamide; ADL-01-0111-3

ADL-01-0111-3 was prepared via the general EDCI/DIPEA coupling procedure from 28 (200 mg; 0.9 mmol),

63

(α,α,α -Trifluoro-*m*-tolyl)acetic acid (214 mg; 1.0 mmol), HOBT (142 mg; 1.0 mmol), EDCI (201 mg; 1.0 mmol), and DIPEA (256 mL; 1.4 mmol). The crude product was purified by flash chromatography using a stepwise gradient of 2% to 6% MeOH:methylene chloride to afford 250 mg (67%) of pure product which was treated with 1.0M HCl in diethyl ether to give 44 as the HCl salt. $^1\text{H NMR}$ (HCl salt, CDCl_3) δ 2.0(br, m, 4H, $-\text{CH}_2\text{CH}_2-$), 2.9(br, s, 3H, $-\text{NCH}_3$), 6.4(br, m, 1H), 7.1–7.7(complex, 9H, aromatic). MS (FAB) m/z 390. Anal. (C,H,N) $\text{C}_{22}\text{H}_{25}\text{N}_2\text{OF}_3\cdot\text{HCl}$.

EXAMPLE 85

2-(4-Pyridyl)-*N*-methyl-*N*-[(1*S*)-1-phenyl-2-(1-pyrrolidinyl) ethyl]acetamide; ADL-01-0122-0

ADL-01-0122-0 was prepared via the general EDCI/DIPEA coupling procedure from 28 (120 mg; 0.5 mmol), 4-Pyridylacetic acid hydrochloride (150 mg; 0.8 mmol), HOBT (117 mg; 0.8 mmol), EDCI (166 mg; 0.8 mmol), and DIPEA (202 mL; 1.1 mmol). The crude product was purified by flash chromatography using a stepwise gradient of 2% to 5% MeOH:methylene chloride to afford 172 mg (92%) of pure product which was treated with 1.0M HCl in diethyl ether to give 45 as the HCl salt. $^1\text{H NMR}$ (HCl salt, CDCl_3) δ 2.1(br, m, 4H, $-\text{CH}_2\text{CH}_2-$), 2.9(br, s, $-\text{NCH}_3$), 6.3(br, m, $-\text{CH}$), 7.2–7.3(complex, 5H, aromatic), 7.8(br, s, 2H, aromatic), 8.6(br, s, 2H, aromatic). MS (FAB) m/z 323. Anal. (C,H,N) $\text{C}_{20}\text{H}_{25}\text{N}_3\text{O}\cdot 1.5\text{HCl}\cdot 0.5\text{H}_2\text{O}$.

EXAMPLE 86

2(α,α,α -Trifluoro-*o*-tolyl)-*N*-methyl-*N*-[(1*S*)-1-phenyl-2-(1-pyrrolidinyl) ethyl]acetamide; ADL-01-0123-8

ADL-01-0123-8 was prepared via the general EDCI/DIPEA coupling procedure from 28 (200 mg; 0.9 mmol), (α,α,α -Trifluoro-*o*-tolyl)acetic acid (239 mg; 1.1 mmol), HOBT (157 mg; 1.1 mmol), EDCI (223 mg; 1.1 mmol), and DIPEA (203 mL; 1.1 mmol). The crude product was purified by flash chromatography using a stepwise gradient of 1% to 4% MeOH:methylene chloride with 2% ammonia to afford 339 mg (82%) of pure product which was treated with 1.0M HCl in diethyl ether to give 46 as the HCl salt. $^1\text{H NMR}$ (HCl salt, CDCl_3) δ 2.0(br, m, 4H $-\text{CH}_2\text{CH}_2-$), 2.9(br, s, $-\text{NCH}_3$), 6.3(br, m, 1H, $-\text{CH}$), 7.1–7.7(complex, 9H, aromatic). MS (FAB) m/z 390. Anal. (C,H,N) $\text{C}_{22}\text{H}_{25}\text{N}_2\text{OF}_3\cdot\text{HCl}$.

EXAMPLE 87

2-((*S*)-(+)-4-Isobutyl-*a*-methylphenyl)-*N*-methyl-*N*-[(1*S*)-1-phenyl-2-(1-pyrrolidinyl) ethyl]acetamide; ADL-01-0125-3

ADL-01-0125-3 was prepared via the general EDCI/DIPEA coupling procedure from 28 (200 mg; 0.9 mmol), (*S*)-(+)-4-Isobutyl-*a*-methylphenylacetic acid (217 mg; 1.0 mmol), HOBT (142 mg; 1.0 mmol), EDCI (201 mg; 1.0 mmol), and DIPEA (256 mL; 1.4 mmol). The crude product was purified by flash chromatography using a stepwise gradient of 1% to 2% MeOH:methylene chloride with 2% ammonia to afford 240 mg(66%) of pure product which was treated with 1.0M HCl in diethyl ether to give 47 as the HCl salt. $^1\text{H NMR}$ (HCl salt, CDCl_3) δ 0.8(d, 6H, $-(\text{CH}_3)_2$), 1.4(d, 2H, $-\text{CH}_3$), 2.0(br, m, $-\text{CH}_2\text{CH}_2-$), 2.3–2.4(d, 2H, $-\text{CH}_2-$), 2.9(s, 3H, $-\text{NCH}_3$), 5.6(br, m, 1H, $-\text{CH}$), 7.0(br, q, 4H, aromatic), 7.3(br, s, 5H, aromatic). MS(FAB) m/z 392. Anal. (C, H, N) $\text{C}_{26}\text{H}_{36}\text{N}_2\text{O}\cdot\text{HCl}\cdot 0.25\text{H}_2\text{O}$.

64

EXAMPLE 88

2-(3,4,5-Trimethoxyphenyl)-*N*-methyl-*N*-[(1*S*)-1-phenyl-2-pyrrolidinyl]ethyl]acetamide; ADL-01-0146-9

ADL-01-0146-9 was prepared via the general EDCI/DIPEA coupling procedure from 28 (250 mg; 1.2 mmol), 3,4,5-Trimethoxyphenylacetic acid (304 mg; 1.3 mmol), HOBT (181 mg; 1.3 mmol), EDCI (256 mg; 1.3 mmol), and DIPEA (318 mL; 1.8 mmol). The crude product was purified by flash chromatography using a stepwise gradient of 2% to 5% MeOH:methylene chloride with 2% ammonia to afford 500 mg (100%) of pure product which was treated with 1.0M HCl in diethyl ether to give 48 as the HCl salt. $^1\text{H NMR}$ (free base, CDCl_3) δ 1.7(br, m, 4H, $-\text{CH}_2\text{CH}_2-$), 2.7(s, 3H, $-\text{NCH}_3$), 3.8(d, 9H, $-\text{OCH}_3$), 6.0–6.2(br, m, 1H, 13 CH), 6.4(s, 2H, aromatic), 7.1–7.3)complex, 5H, aromatic). MS (FAB) m/z 412. Anal. (C,H,N) $\text{C}_{24}\text{H}_{32}\text{N}_2\text{O}_4\cdot\text{HCl}$.

EXAMPLE 89

2-(2-Aminophenyl)-*N*-methyl-*N*-[(1*S*)-1-phenyl-2-(1-pyrrolidinyl)ethyl]acetamide ADL-01-0024-8

Raney-Nickel (50% slurry in water) was added to a mixture of 31 (2.30 g; 6.1 mmol), 2.2 mL (61.9 mmol) of hydrazine hydrate and 45 mL of abs. EtOH at 55 degrees to maintain a regular gas evolution. After 45 min., TLC (95:5 methylene chloride:methanol w/2% ammonia) indicated that all of the starting material was consumed. The mixture was filtered through a Celite plug and rinsed with copious amounts of hot methanol. The filtrates were combined and concentrated in vacuo to afford 270 mg of a waxy solid. The crude product was purified by flash chromatography using a stepwise gradient of 1% to 8% methanol:methylene chloride with 2% ammonia to afford 2.01 g (97%) of desired product. The pure product was treated with 1.0M HCl in diethyl ether to yield 49 (ADL-01-0024-8) as the HCl salt, $^1\text{H NMR}$ (HCl salt, $\text{DMSO}-d_6$) δ 2.0(br, m, 4H, $-\text{CH}_2\text{CH}_2-$), 2.9(s, 3H, $-\text{NCH}_3$), 6.1(br, m, 1H, $-\text{CH}$), 7.2(complex, 9H, aromatic). MS (FAB) m/z 321. Anal. (C,H,N) $\text{C}_{21}\text{H}_{27}\text{N}_3\text{O}\cdot 2\text{HCl}\cdot 0.75\text{H}_2\text{O}$.

EXAMPLE 90

2-(2-*N,N*-Dimethylsulfonamido-2-aminophenyl)-*N*-methyl-*N*-[(1*S*)-1-phenyl-2-(1-pyrrolidinyl)ethyl]acetamide; ADL-01-0060-2

To a solution of 49 (400 mg; 1.1 mmol) in 50 ml of dry methylene chloride was added 429 mL of triethylamine and MsCl (913 mL; 11.8 mmol) dissolved in 6 mL of dry methylene chloride. The dark red solution was allowed to stir overnight. TLC (95:5 methylene chloride:methanol w/2% ammonia) indicates the starting material is consumed. The reaction solution was quenched with sat. sodium bicarbonate and the layers were separated. The aqueous layer was extracted with methylene chloride and the combined organic layers were dried over anh. sodium sulfate, filtered and the solvent was concentrated in vacuo to give 700 mg of a dark brown residue. The crude product was purified by flash chromatography using a stepwise gradient of 2% to 7% methanol:methylene chloride with 2% ammonia to afford 580 mg (97%) of desired product. The pure product was treated with 1.0M HCl in diethyl ether to yield 50(ADL-01-0060-2) as the HCl salt. $^1\text{H NMR}$ (HCl salt, $\text{DMSO}-d_6$) δ 2.0(br, m, 4H, $-\text{CH}_2\text{CH}_2-$), 2.7(br, s, 3H, $-\text{NCH}_3$),

65

3.5(br, s, $-\text{SO}_2\text{CH}_3$), 6.2(br, d, 1H, $-\text{CH}$), 7.2–7.5 (complex, 9H, aromatic). MS (FAB) m/z 493. Anal. (C,H,N) $\text{C}_{23}\text{H}_{31}\text{N}_3\text{O}_5\text{S}_2\cdot\text{HCl}\cdot 0.25\text{H}_2\text{O}$.

EXAMPLE 91

2-(N-Methylsulfonamido-2-aminophenyl)-N-methyl-N-[(1S)-1-phenyl-2-(1-pyrrolidinyl)ethyl]acetamide; ADL-01-0075-0

To a solution of 50 (500 mg; 1.0 mmol) in 6 mL of 2:1 MeOH:THF was added 4.0 mL of 1.0M NaOH. The solution was stirred for 20 min., after which TLC (95:5 methylene chloride:methanol w/2% ammonia) indicates the reaction is complete. The reaction was quenched with 10% HCl and washed with water and brine. The organic layer was dried over anh. sodium sulfate, filtered and concentrated in vacuo to give 381 mg of a brown solid. The crude product was purified by flash chromatography using a stepwise gradient of 2% to 4% methanol:methylene chloride with 2% ammonia to afford 326 mg (80%) of desired product. The pure product was treated with 1.0M HCl in diethyl ether to yield 51(ADL-01-0075-0) as the HCl salt. ^1H NMR(HCl salt, CDCl_3) δ 2.0(br, m, 4H, $-\text{CH}_2\text{CH}_2-$), 2.9(br, s, 3H, $-\text{NCH}_3$), 3.0(s, 3H, $-\text{SO}_2\text{CH}_3$), 6.3(br, m, 1H, $-\text{CH}$), 7.0–7.2(complex, 8H, aromatic), 7.5(br, d, 1H, aromatic). MS (FAB) m/z 415. Anal. (C,H,N) $\text{C}_{22}\text{H}_{29}\text{N}_3\text{O}_3\text{S}\cdot\text{HCl}\cdot 0.25\text{H}_2\text{O}$.

EXAMPLE 92

2-(2-Amino-4,5-dichlorophenyl)-N-methyl-N-[(1S)-1-phenyl-2-(1-pyrrolidinyl)ethyl]acetamide; ADL-01-0035-4

To a solution of 32 (495 mg; 1.0 mmol) in 25 mL of abs. EtOH was added 50 mg of 10% Pd/C. The mixture was placed on a Parr apparatus under 10 psi of hydrogen. After 1 h, TLC (95:5 methylene chloride:methanol) indicates no starting material remains. The mixture was filtered through a Celite plug and basified with aq. ammonium hydroxide. The solvent was concentrated in vacuo to get a residue which was dissolved in EtOAc and washed repeatedly with water. The organic layer was dried over anh. sodium sulfate, filtered and concentrated to give 200 mg of crude free base. The crude product was treated with 1.0M HCl in diethyl ether and dried in a vacuum oven @80 degrees overnight to recover 120 mg (30%) of 52 (ADL-01-0035-4) as the HCl salt. ^1H NMR(HCl salt, CDCl_3) δ 1.6–1.7(br, m, 4H, $-\text{CH}_2\text{CH}_2-$), 2.7(s, 3H, $-\text{NCH}_3$), 5.9–6.1(br, m, 1H, $-\text{CH}$), 7.1–7.2(complex, 7H, aromatic). MS (FAB) m/z 406. Anal. (C,H,N) $\text{C}_{21}\text{H}_{25}\text{N}_3\text{OCl}_2\cdot\text{HCl}\cdot 1.5\text{H}_2\text{O}$.

EXAMPLE 93

2-(N,N-Dimethylsulfonamido-2-amino-4,5-dichlorophenyl)-N-methyl-N-[(1S)-1-phenyl-2-(1-pyrrolidinyl)ethyl]acetamide; ADL-01-0050-3

Same procedure as 50 using 223 mg (0.54 mmol) of 52, 0.5 mL (6.4 mmol) of MsCl, 2.0 mL (14.3 mmol) of triethylamine and 25 mL of dry methylene chloride. The crude product was purified by flash chromatography using a stepwise gradient of 1% to 3% MeOH:methylene chloride to yield 150 mg (49%) of pure product which was treated with 1.0M HCl in diethyl ether to give 53 (ADL-01-0050-3) as the HCl salt. ^1H NMR(HCl salt, CDCl_3) δ 2.0(br, m, 4H, $-\text{CH}_2\text{CH}_2-$), 2.8(s, 3H, NCH_3), 3.3(d, 6H, $-(\text{SO}_2\text{CH}_3)_2$), 6.2(br, m, 1H, $-\text{CH}$), 7.0–7.1(complex, 2H, aromatic),

66

7.3(complex, 5H, aromatic). MS (FAB) m/z 562. Anal. (C,H,N) $\text{C}_{23}\text{H}_{29}\text{N}_3\text{O}_5\text{S}_2\text{Cl}_2\cdot\text{HCl}\cdot 0.5\text{H}_2\text{O}$.

EXAMPLE 94

2-(2-Amino- α,α,α -Trifluoro-4-toly)-N-methyl-N-[(1S)-1-phenyl-2-(1-pyrrolidinyl)ethyl]acetamide; ADL-01-0068-5

Same procedure as 49 using 710 mg (1.6 mmol) of 37, 0.5 mL (16.3 mmol) of hydrazine hydrate in 50 mL of EtOH. The recovered product, 650 mg (98% crude recovery) was not purified any further. A small amount of the desired product was treated with 1.0M HCl in diethyl ether to form 54 (ADL-01-0068-5) as the HCl salt. ^1H NMR(HCl salt, CDCl_3) δ 2.0(br, m, 4H, $-\text{CH}_2\text{CH}_2-$), 2.9(br, s, 3H, $-\text{NCH}_3$), 6.3(br, m, 1H, $-\text{CH}$), 7.2–7.5(complex, 8H, aromatic). MS (FAB) m/z 405. Anal. (C,H,N) $\text{C}_{22}\text{H}_{26}\text{N}_3\text{OF}_3\cdot 1.5\text{HCl}$.

EXAMPLE 95

2-(2-N,N-Dimethylsulfonamido-2-amino- α,α,α -trifluoro-4-toly)-N-methyl-N-[(1S)-1-phenyl-2-(1-pyrrolidinyl)ethyl]acetamide; ADL-01-0069-3

Same procedure as 50 using 100 mg (0.24 mmol) of 54, 0.2 mL (2.4 mmol) of MsCl, 0.8 mL (6.3 mmol) of triethylamine and 13 mL of dry methylene chloride. The crude product was purified by flash chromatography using a stepwise gradient of 1% to 5% MeOH:methylene chloride to yield 110 mg (80%) of desired product. A small amount of compound was treated with 1.0M HCl in diethyl ether to give 55 (ADL-01-0069-3) as the HCl salt. ^1H NMR(HCl salt, CDCl_3) δ 2.0(br, m, 4H, $-\text{CH}_2\text{CH}_2-$), 2.9(s, 3H, $-\text{NCH}_3$), 3.3(d, 6H, $-(\text{SO}_2\text{CH}_3)_2$), 6.3(br, m, 1H, $-\text{CH}$), 7.1–8.0(complex, 8H, aromatic). MS(FAB) m/z 497. Anal. (C,H,N) $\text{C}_{24}\text{H}_{30}\text{N}_3\text{OF}_3\text{S}_2\cdot\text{HCl}\cdot 0.5\text{H}_2\text{O}$.

EXAMPLE 96

2-(N-Methylsulfonamido-2-amino- α,α,α -trifluoro-4-tolyl)-N-methyl-N-[(1S)-1-phenyl-2-(1-pyrrolidinyl)ethyl]acetamide; ADL-01-0077-6

Same procedure as 51 using 51 mg (0.1 mmol) of 55, 30 mL, of 1.0M NaOH and 1.9 mL of 2:1 MeOH:THF. The crude product was purified by flash chromatography using a stepwise gradient of 1% to 5% MeOH:methylene chloride with 2% ammonia to yield 27 mg (63%) of pure product which was treated with 1.0 m HCl in diethyl ether to form 56 (ADL-01-0077-6) as the HCl salt. ^1H NMR HCl salt, CDCl_3) δ 2.0(br, m, 4H, $-\text{CH}_2\text{CH}_2-$), 2.9(br, s, 3H, $-\text{NCH}_3$), 3.1(br, s, 3H, $-\text{SO}_2\text{CH}_3$), 7.1–7.3 (complex, 8H, aromatic). MS (FAB) m/z 483. Anal. (C,H,N) $\text{C}_{23}\text{H}_{28}\text{N}_3\text{O}_3\text{SF}_3\cdot\text{HCl}\cdot 0.25\text{H}_2\text{O}$.

EXAMPLE 97

2-(2-Aminophenyl)-N-methyl-N-[(1S)-1-phenyl-2-(1-pyrrolidinyl)ethyl]acetamide; ADL-01-0089-1

Same procedures as 49 using 2.6 g (7.1 mmol) of 40, 2.5 mL (80.2 mmol) of hydrazine hydrate in 70 mL of EtOH. The recovered product, 1.8 g was purified by flash chromatography using a stepwise gradient of 1% to 9% MeOH:methylene chloride with 2% ammonia to yield 1.1 g (47%) of pure product which was treated with 1.0M HCl in diethyl ether to give 57 (ADL-01-0089-1) as the HCl salt. ^1H NMR(free base, CDCl_3) δ 1.7–1.9(br, m, 4H, $-\text{CH}_2$

67

CH₂—), 2.7(s, 3H, —NCH₃), 6.1(br, m, 1H, —CH), 6.5–6.8 (complex, 3H, aromatic), 7.0(m, 2H, aromatic), 7.3 (complex, 4H, aromatic). MS (FAB) m/z 337. Anal. (C,H,N) C₂₁H₂₇N₃O. 2HCl. 0.5 H₂O.

EXAMPLE 98

2-(4-Aminophenyl)-N-methyl-N-[(1S)-1-phenyl-2-(1-pyrrolidinyl)ethyl]acetamide; ADL-01-0103-0

Same procedure as 49 using 2.3 g (6.3 mmol) of 39, 2.4 mL (75.4 mmol) of hydrazine hydrate in 70 mL of EtOH. The recovered product, 1.7 g was purified by flash chromatography using a stepwise gradient of 2% to 3% MeOH:Methylene chloride with 2% ammonia to yield 1.53 g (73%) of pure product. A small amount of compound was treated with 1.0M HCl in diethyl ether to give 58 (ADL-01-0103-0) as the HCl salt. ¹H NMR (free base, CDCl₃) δ 1.8(br, m, 4H, —CH₂CH₂—), 2.7(s, 3H, —NCH₃), 6.1(br, m, 1H, —CH), 6.7(m, 2H, aromatic), 7.0(d, 2H, aromatic), 7.3(complex, 5H, aromatic). MS (FAB) m/z 337. Anal. (C,H,N) C₂₁H₂₇N₃O. 2HCl. 0.75 H₂O.

EXAMPLE 99

2-(N,N-Dimethylsulfonamido-2-aminophenyl)-N-methyl-N-[(1S)-1-phenyl-2-(1-pyrrolidinyl)ethyl]acetamide; ADL-01-0112-1

Same procedure as 50 using 500 mg (1.5 mmol) of 57, 1.1 mL (14.8 mmol) of MsCl, 3.0 mL (2.2 mmol) of triethylamine and 8.0 mL of dry methylene chloride. The crude product was purified by flash chromatography using a stepwise gradient of 1% to 4% MeOH:methylene chloride with 2% ammonia to yield 308 mg (42%) of pure product. A small amount of compound was treated with 1.0M HCl in diethyl ether to give 59 (ADL-01-0112-1) as the HCl salt. ¹H NMR (free base, CDCl₃) δ 1.8(br, m, 4H, —CH₂CH₂—), 2.8(s, 3H, —NCH₃), 3.4(s, 6H, (—SO₂CH₃)₂), 6.1(br, m, 1H, —CH), 7.0–7.5(complex, 9H, aromatic). MS (FAB) m/z 493. Anal. (C,H,N) C₂₃H₃₁N₃O₅S₂. HCl.

EXAMPLE 100

2-(N,N-Dimethylsulfonamido-2-aminophenyl)-N-methyl-N-[(1S)-1-phenyl-2-(1-pyrrolidinyl)ethyl]acetamide; ADL-01-0127-9

Same procedure as 50 using 400 mg (1.2 mmol) of 58, 0.55 mL (7.1 mmol) of MsCl, 1.6 mL (11.8 mmol) of triethylamine and 12.0 mL of dry methylene chloride. The crude product was purified by flash chromatography using a stepwise gradient of 2% to 5% MeOH:methylene chloride with 2% ammonia to yield 395 mg (68%) of pure product. The compound was treated with 1.0M HCl in diethyl ether to give 60 (ADL-01-0127-9) as the HCl salt. ¹H NMR (free base, CDCl₃) δ 1.8(br, m, 4H, —CH₂CH₂—), 2.8(s, 3H, —NCH₃), 3.4(s, 6H, (—SO₂CH₃)₂), 6.1(br, m, 1H, —CH), 7.0–7.5(complex, 9H, aromatic). MS (FAB) m/z 493. Anal. (C,H,N) C₂₃H₃₁N₃O₅S₂.HCl. 0.25 H₂O.

EXAMPLE 101

2-(2-Hydroxyphenyl)-N-methyl-N-methyl-N-[(1S)-1-phenyl-2-(1-pyrrolidinyl)ethyl]acetamide; ADL-01-0061-0

To a solution of 34 (700 mg; 1.8 mmol) in 10 mL of dry methylene chloride @ -78 degrees was added 10.8 mL (10.8 mmol; 1.0M solution of BBr₃ in methylene chloride) over 15

68

minutes. The reaction mixture was allowed to warm to room temperature and stir overnight. TLC (95:5 methylene chloride:MeOH w/2% ammonia) indicated no starting material remained. The reaction was quenched with the addition of MeOH at 0 degrees. After 30 minutes, 3N HCl was added and the mixture was stirred for 30 minutes (white precipitate seen). The mixture was made neutral with sat. bicarbonate and extracted with methylene chloride (3×100 MmL). The organic layer was dried over anh. sodium sulfate, filtered with concentrated in vacuo to give 610 mg of crude product. The crude product was purified to flash chromatography using a stepwise gradient of 2% to 3% MeOH:methylene chloride to yield 500 mg (82%) of pure product. The product was treated with 1.0M HCl in diethyl ether to give 61 (ADL-01-0061-0) as the HCl salt. ¹H NMR (free base, CDCl₃) δ 1.7(br, m, 4H, —CH₂CH₂—), 2.9(s, 3H, —NCH₃), 6.1(br, m, 1H, —CH), 6.8–7.4(complex, 9H, aromatic). MS (FAB) m/z 338. Anal. (C,H,N) C₂₁H₂₆N₂O₂.HCl. 0.5 H₂O.

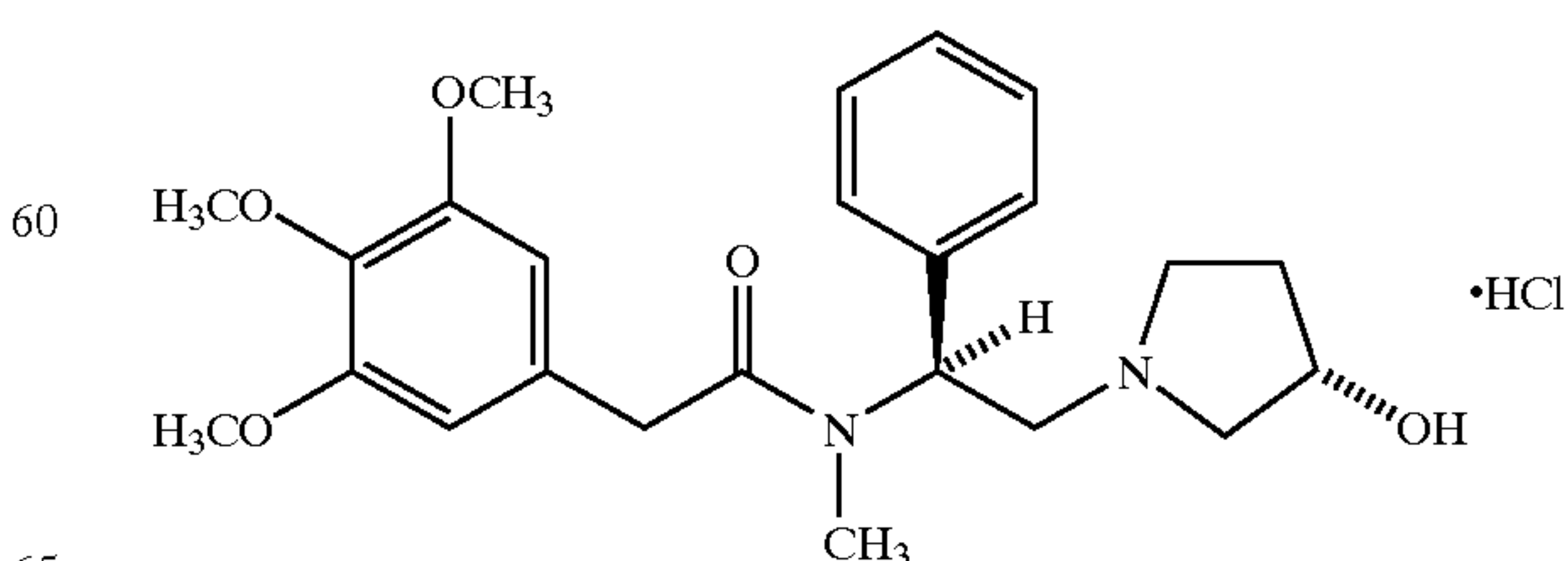
EXAMPLE 102

N-Methyl-N-[(1S)-1-phenyl-2-((3S)-3-hydroxypyrrolidine-1-yl)ethyl]-3,4,5-trimethoxyphenylacetamide HCl (A)

ADL-01-140-2

To a solution of 3,4,5-Trimethoxyphenylacetic acid (1.0 g, 4.43 mmol) in 10 mL of CH₂Cl₂ under a nitrogen atmosphere was added pyridine (0.12 g, 1.5 mmol) and N,N-diisopropylethylene (Hunig's Base) (0.57 g, 4.43 mmol). The reaction mixture was cooled to 0° C. and DDC (1.37 g, 6.65 mmol) was added in one portion. The reaction mixture was stirred at this temperature and a solution of the diamine (0.65 g, 3.0 mmol) in 10 mL of CH₂Cl₂ was added and the stirring was continued while warming to room temperature for 20 h. The reaction mixture was poured onto an aqueous saturated solution of NaHCO₃ and the mixture was stirred for 30 min. The organic layer was separated and dried over anhydrous Na₂SO₄. After removal of the solvent, the product was purified on a silica gel column [solvent system: CHCl₃:CH₃OH:28% NH₄OH (98:2:2)]. The free base was converted to the hydrochloride salt from 1M ethereal HCl and recrystallized from CH₂Cl₂:Et₂O (1:1) to give a HCl 0.64 (46%) as light pink solid; mp 230°–232° C.; ¹H-NMR (200 MHz, CDCl₃) δ 2.20 (m, 4H), 2.85 (s, 3H), 3.00–4.30 (m, 5H), 3.70 (ms, 9H), 4.50(m2H), 5.30 (d, J=15.0 Hz, 1H), 6.50 (m, 3H), 7.28 (m, 5H). Anal. Calcd for C₂₄H₃₂N₂O₅.HCl.0.25H₂O: C, 61.40; H, 7.19; N, 5.97. Found: C, 61.36; H, 6.84; 8.96; N, 5.91.

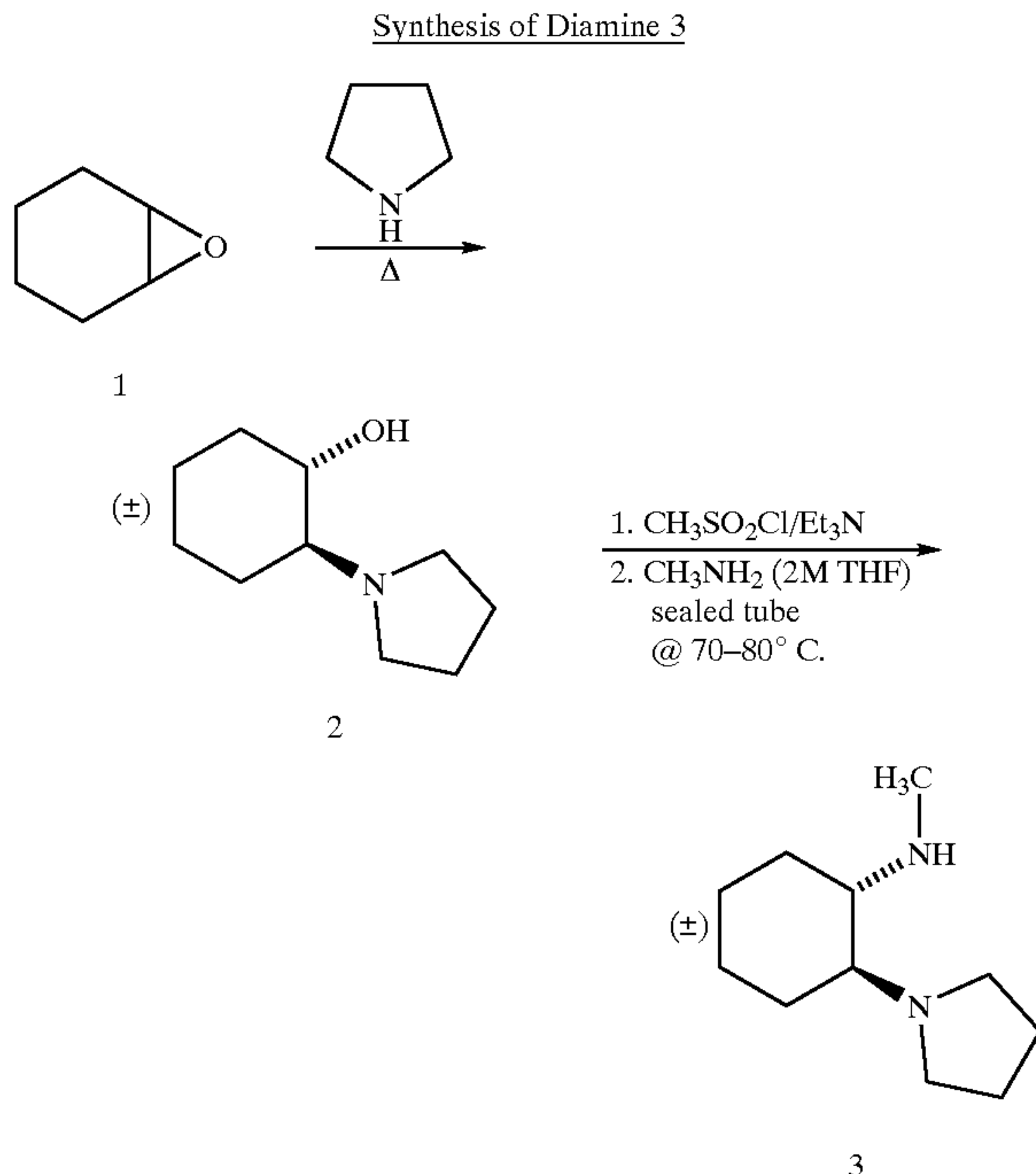
The structure of the compound is shown hereunder.



Compounds of Formula IV

Intermediates

The following intermediates were prepared.

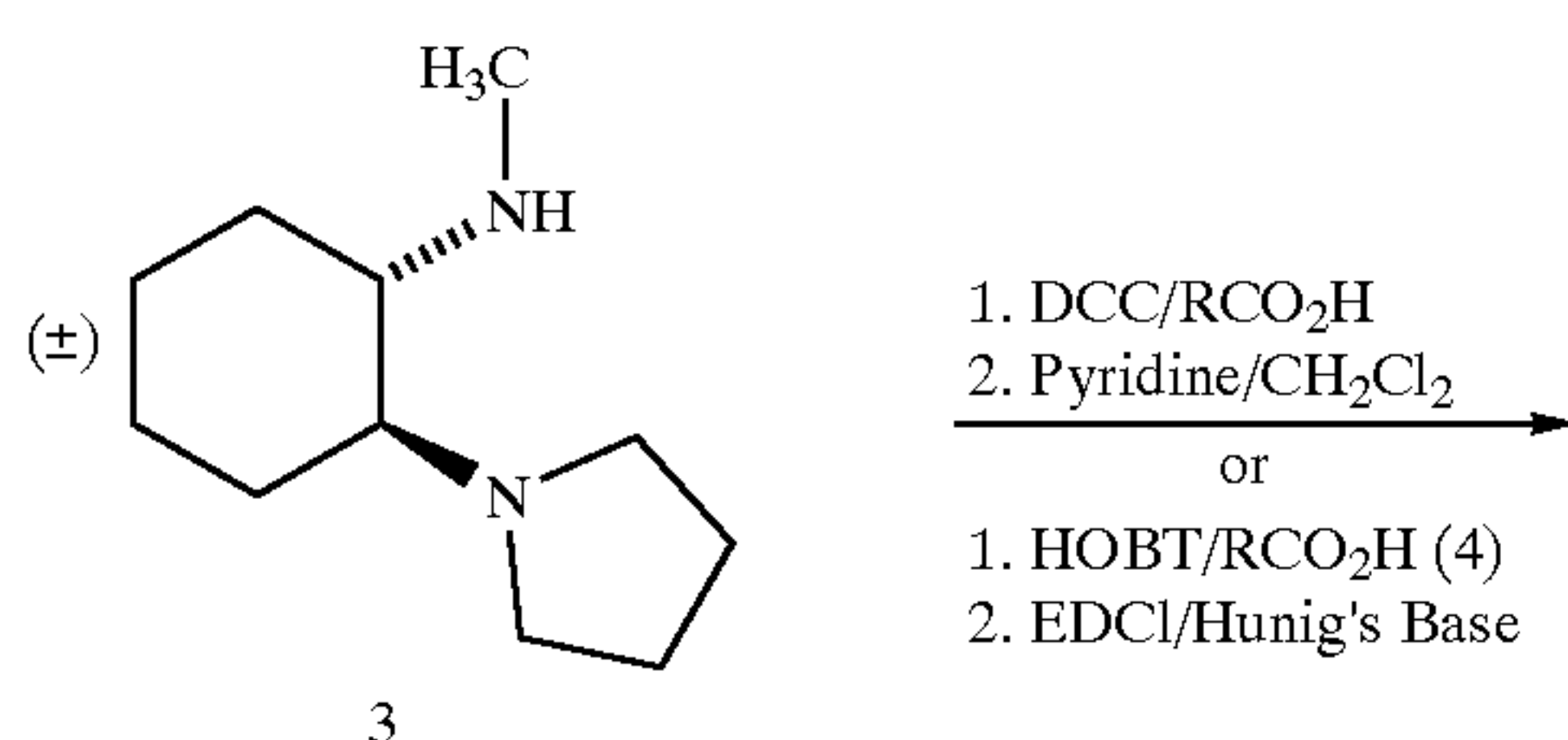


(±)-trans-2-Pyrrolidinyl-N-methylcyclohexylamine (3)

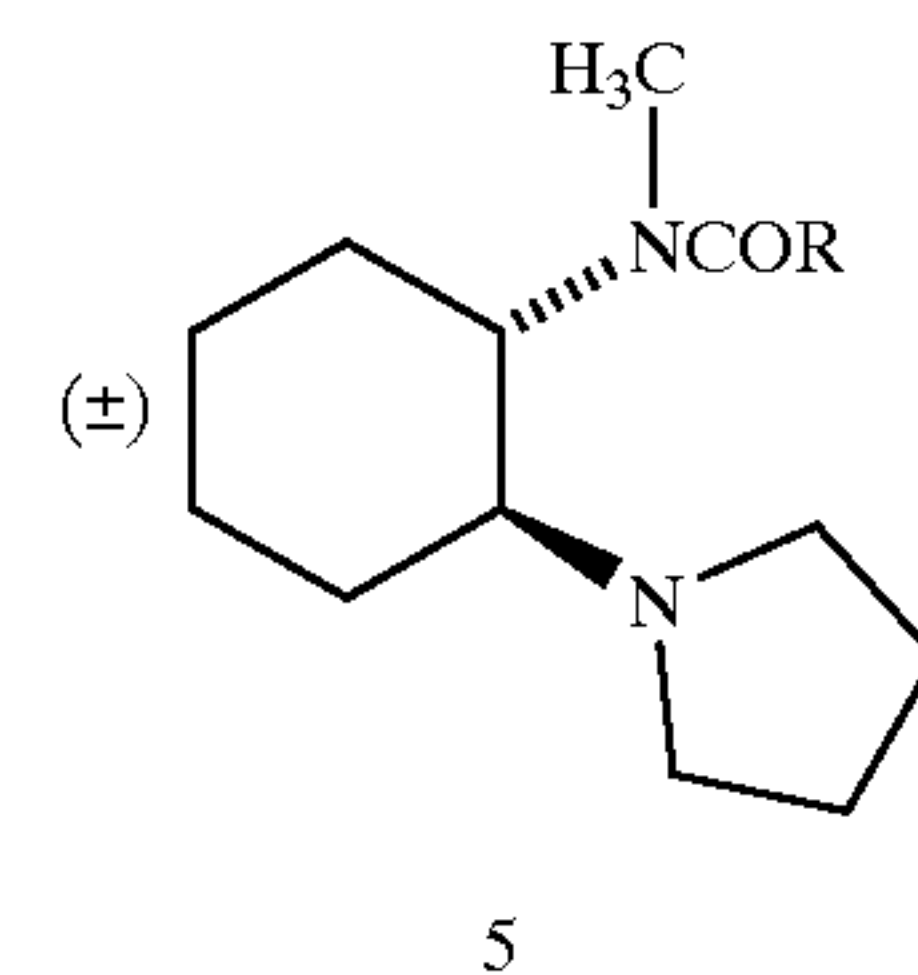
The racemic diamine (3) was prepared by a number of procedure reported in the literature.^{10,11} Alternatively, the amine was also prepared from cyclohexene oxide (1) following the procedure described in Scheme I and the literature¹² in 70% overall yield as brown oil. A sample was purified by the distillation (b.p. 75°–82° C./1.0 mm, lit.² b.p. 76°–80° C./1.2 mm); ¹H-NMR (200 MHz, CDCl₃) δ 1.04–1.36 (m, 4H), 1.49–1.89 (m, 8H), 2.18 (d, J=5.0 Hz, 1H), 2.52 (s, 3H), 2.56–2.70 (m, 4H), 2.80–2.93 (m, 1H), 7.75 (bs, 1H). The corresponding chiral amine (3) could be prepared following the literature procedures.

Ref. (10) Szmuskovicz, J.; Von Voigtlander, P. F. *J. Med. Chem.* 1982, 25, 1125–1126. (11) DeCosata, B.; George, C.; Rothman, R. B.; Jacobson, A. E.; Rice, K. E. *FEBBS Lett.* 1987, 223, 335–339. (12) Freeman, J. P.; Michalson, E. T.; A'Andrea, S. V.; Baczynskyj, L.; Von Voigtlander, P. F.; Lahti, R. A.; Smith, M. W.; Lawson, C. F.; Seahill, T. A.; Mizsak, S. A.; Szmuskovicz, J. *J. Med. Chem.* 1991, 34, 1891–1896.

Synthesis of Arylacetamides



-continued



General procedure for the preparation of aryl acetamides (±) 5 HCl

To a stirred solution of aryl acetic acid (4) (1.5 mmol) in 20 mL of dry CH₂Cl₂ was added pyridine (0.5 mmol) at 0°→5° C. under a nitrogen atmosphere. N,N'-Dicyclohexylcarbodiimide (2.0 mmol) was added in one portion and the reaction mixture was continued stirring for 30 min while warming to room temperature. A solution of the (±) 3 (1.0 mmol) in 10 mL of dry CH₂Cl₂ was added and the progress of the reaction was monitored by TLC in solvent system corresponds to CHCl₃:CH₃OH:28% NH₄OH (93:5:2). After disappearance of the diamine 3, the reaction mixture was quenched with saturated NaHCO₃ and stirring was continued for addition 15 min. The precipitated N,N'-dicyclohexylurea (DCU) was removed by filtration and the filter cake was washed with additional amounts of CH₂Cl₂. The combined filtrate was evaporated to dryness and the residue was purified either on a silica gel column or using Chroatotran silica gel plates from the solvent system mentioned for each compound to give (±) 5 as free base. The hydrochloride salts were prepared from dissolving (±) 5 in minimum amount of CH₂Cl₂ and addition of 2.0 equivalents of 1M etherial HCl. The solvents were removed under reduced pressure and the HCl salts were recrystallized from the solvents indicated below. The yields given below are for overall steps.

EXAMPLE 103

(±)-trans-2-Nitro-N-methyl-N-[2-(1-pyrrolidinyl)cyclohexyl]phenylacetamide Hydrochloride [(±) 5a HCl]

ADL-01-0012-3

Prepared from 2-nitrophenylacetic acid [solvent for purification-CH₂Cl₂:CH₃OH: 28% NH₄OH (98:2:2)]: yield 21% as a white solid (2-propanol); mp 267°–269° C. (d); ¹H NMR((200 MHz, CDCl₃) δ 1.00–1.44 (m, 2H), 1.60–2.35 (m, 8H), 2.85 (m, 1H), 3.15 (s, 3H), 3.18–3.35 (m, 4H), 3.40 (m, 1H), 3.85 (m, 1H), 4.33 (dd, J=10.0 Hz, 2H), 4.64 (m, 1H), 7.35 (m, 1H), 7.56 (m, 2H), 8.05 (d, J=7.8 Hz, 1H), 11.02 (bs, 1H). Anal. Calcd for C₁₉H₂₇N₃O₃.HCl: C, 59.75; H, 7.39; Cl, 9.28; N, 11.00. Found: C, 59.98, H, 7.38; 8.96; N, 10.85.

EXAMPLE 104

(±)-trans-2-Amino-N-methyl-N-[2-(1-pyrrolidinyl)cyclohexyl]phenylacetamide Hydrochloride [(±) 5b HCl]

ADL-01-0014-9

To a solution of (±) 5a HCl (0.5 g, 1.31 nmol) in 30 mL of CH₃OH was added 10% Pd/C (100 mg) and hydrogenated at 50 PSI in a Parr Apparatus at ambient temperature for 3 h. The catalyst was removed by filtration through a celite pad and washed with hot CH₃OH and the combined filtrate was evaporated to dryness. The residue was recrystallized from

2-propanol to give (\pm) 5b HCl as a white solid, 0.45 g, (95%); mp 213°–215° C.; $^1\text{H NMR}$ (200 MHz, CDCl_3) δ 1.05–1.40 (m, 2H), 1.65–2.25 (m, 8H), 3.10 (s, 3H), 2.90–3.25 (m, 4H), 3.50 (d, J=12.0, 1H), 3.65 (m, 1H), 3.88 (m, 1H), 4.20 (d, J=12.5 Hz, 1H), 4.70 (m, 1H), 6.65 (m, 2H), 7.00 (m, 2H), 7.25 (bs, 2H). Anal. Calcd for $\text{C}_{19}\text{H}_{29}\text{N}_3\text{O}\cdot\text{HCl}\cdot 0.5\text{H}_2\text{O}$: C, 63.23; H, 8.66; N, 11.64. Found: C, 63.59; H, 8.76; N, 11.61.

EXAMPLE 105

(\pm)-trans-2-Nitro-4,5-dichloro-N-methyl-N-[2-(1-pyrrolidinyl)cyclohexyl]-phenylacetamide
Hydrochloride [(\pm) 5c HCl]

ADL-01-0015-6

The compound was prepared according to the literature method (DeCosata, B.; Linda, B.; Rothman, R. B.; Jacobson, A. E.; Bykov, V.; Pert, A.; Rice, K. E. FEBBS Lett. 1989, 249, 178–182); $^1\text{H NMR}$ (200 MHz, CDCl_3) δ 1.15–1.45 (m, 2H), 1.55–2.30 (m, 8H), 3.10 (s, 3H), 2.85–3.20 (m, 4H), 3.40 (m, 1H), 3.88 (m, 1H), 4.25 (d, J=14.5 Hz, 1H), 4.45 (d, J=15.0 Hz, 1H), 4.65 (m, 1H), 7.70 (s, 1H), 8.13 (s, 1H). Anal. Calcd for $\text{C}_{19}\text{H}_{25}\text{Cl}_2\text{N}_3\text{O}_3\cdot\text{HCl}$: C, 50.62; H, 5.81; N, 9.32. Found: C, 50.61; H, 5.61; N, 9.20.

EXAMPLE 106

(\pm)-trans-2-Amino-4,5-dichloro-N-methyl-N-[2-(1-pyrrolidinyl)cyclohexyl]-phenylacetamide
Hydrochloride [(\pm) 5d HCl]

ADL-01-0016-4

Obtained from (\pm) 5c HCl following the literature procedure (DeCosata, B.; Linda, B.; Rothman, R. B., Jacobson, A. E.; Bykov, V.; Pert, A.; Rice, K. E. FEBBS Lett. 1989, 249, 178–182); $^1\text{H NMR}$ (200 MHz, CDCl_3) δ 1.10–1.40 (m, 4H), 1.48–2.20 (m, 8H), 3.00 (s, 3H), 3.10–3.30 (m, 4H), 3.55 (d, J=14.0 Hz, 1H), 3.85 (d, J=14.0 Hz, 1H), 4.50 (m, 1H), 6.75 (s, 1H), 7.08 (s, 1H). Anal. Calcd for $\text{C}_{19}\text{H}_{27}\text{Cl}_2\text{N}_3\text{O}\cdot\text{HCl}\cdot 0.75\text{H}_2\text{O}$: C, 52.54; H, 6.84; N, 9.67. Found: C, 52.561; H, 6.63; N, 9.33.

EXAMPLE 107

(\pm)-trans-2-Methanesulfonamido-N-methyl-N[2-(1-pyrrolidinyl)cyclohexyl]phenylacetamide
Hydrochloride [(\pm) 5e HCl]

ADL-01-0025-5

To a solution of free base of (\pm) 5b (1.0 g, 3.2 mmol) in 40 mL of dry CH_2Cl_2 at 0° C. under a nitrogen atmosphere was added Et_3N (1.86 g, 18.4 mmol). A solution of methanesulfonyl chloride (1.14 g, 9.92 mmol) in 15 mL of dry CH_2Cl_2 was added dropwise within 15 min. After 2 h at room temperature TLC [solvent system: CHCl_3 : CH_3OH :28% NH_4OH (93:5:2)] showed still starting material was present. Additional amounts of Et_3N (1.86 g) and methanesulfonyl chloride (1.14 g) were added and stirring was continued for another 2 h by this time no starting material was present in the reaction mixture. After the mixture was diluted with 40 mL CH_2Cl_2 of, it was washed with saturated NaHCO_3 , water, saturated salt solution, and dried over anhydrous Na_2SO_4 . Removal of solvent under reduced pressure gave the bis-sulfonamide as a brown foam which was used directly in the following hydrolysis.

To a solution of bis-sulfonamide (1.0 g, 2.12 mmol) in 60 mL of CH_3OH :THF (2:1) was added 10M aqueous NaOH

(0.96 mL, 9.6 mmol).¹³ The mixture was stirred at room temperature for 30 min and then acidified with 1N HCl. The solvent was evaporated under reduced pressure and the residue was redissolved in CH_2Cl_2 . The CH_2Cl_2 layer was then washed with 5% NaHCO_3 , saturated salt solution, and dried over anhydrous Na_2SO_4 . Removal of solvent under reduced pressure chromatography on a silica gel column [solvent system: CH_2Cl_2 : CH_3OH :28% NH_4OH (95:5:2)] gave the mono-sulfonamide (free base) as an oil; $^1\text{H NMR}$ (200 MHz, CDCl_3) δ 1.05–1.95 (m, 12H), 2.45–2.80 (m, 5H), 2.95 (s, 3H), 3.10 (s, 3H), 3.50 (d, J=13.8 Hz, 1H), 3.65 (m, 1H), 3.85 (d, J=14.0 Hz, 1H), 4.45 (m, 1H), 7.05 (m, 1H), 7.15 (m, 2H), 7.45 (d, J=8.5 Hz, 1H). The hydrochloride salt was prepared by dissolving the free base in CH_2Cl_2 and adding 1.2 equivalents of 1M etherial HCl and recrystallizing from 2-propanol to give (\pm) 5e HCl as beige colored solid, 0.37 g (38%); mp 229°–231° C.; $^1\text{H NMR}$ (200 MHz, CDCl_3) δ 1.10–2.20 (m, 12H), 2.90–3.20 (m, 4H), 3.00 (s, 3H), 3.15 (s, 3H), 3.50 (m, 1H), 3.65 (d, J=13.5 Hz, 2H), 3.80 (m, 1H), 4.40 (m, 1H), 7.05–7.30 (m, 3H), 7.60 (d, J=8.0 Hz, 1H), 8.90 (bs, 1H). Anal. Calcd for $\text{C}_{20}\text{H}_{31}\text{N}_3\text{O}_3\cdot\text{S}\cdot\text{HCl}\cdot 0.25\text{H}_2\text{O}$: C, 55.28; H, 7.54; N, 9.67. Found: C, 55.40; H, 7.39; N, 9.49.

Ref. (13) Li, C.-S.; Black, W. C.; Chan, C.-C.; Ford-Hutchinson, A. W.; Gauthier, J.-Y.; Gordon, R.; Guay, D.; Kargman, S.; Lau, C. K.; Mancini, J.; Ouimet, N.; Roy, P.; Vickers, P.; Wong E.; Young, R. N.; Zamboni, R.; Prasit, P. *J. Med Chem.* 1995, 38, 4897–4905.

EXAMPLE 108

N-[2-(\pm)-trans-N-Methyl-N-[2-(1-pyrrolidinyl)cyclohexyl]-phenylacetamide]glycine Hydrochloride [(\pm) 5f HCl]

ADL-01-0028-9

To a stirred solution of (\pm) 5b (free base, 1.0 g, 3.2 mmol) in 15 mL of dry DMF at room temperature under a nitrogen atmosphere was added 95% NaH (0.083 g, 3.3 mmol). After stirring at room temperature for 30 min, the turbid solution was added to a stirred solution of tert-butyl bromoacetate (0.66 g, 3.4 mmol) in 10 mL of dry DMF. The reaction mixture was continued stirring for 72 h however TLC of the reaction mixture [solvent system: CHCl_3 : CH_3OH :28% NH_4OH (93:5:2)] showed still starting material was present. The solvent was removed under reduced pressure and the residue was partitioned between CH_2Cl_2 /water. The product was purified on a silica gel column from CH_2Cl_2 : CH_3OH (9:1) and was recrystallized from CH_2Cl_2 : Et_2O (1:1) to give the corresponding tert-butyl ester, 0.16 (12%); $^1\text{H NMR}$ (200 MHz, CDCl_3) δ 1.05–1.35 (m, 4H), 1.35 (s, 9H), 1.55–2.20 (m, 8H), 2.92 (b, 4H), 3.12 (s, 3H), 3.45 (m, 1H), 3.60 (d, J=14.0 Hz, 2H), 3.78 (bt, 2H), 3.95 (m, 1H), 5.75 (b, 1H), 6.38 (d, J=6.5 Hz, 1H), 6.60 (t, J=5.5 Hz, 1H), 7.00 (m, 2H). The starting material was also recovered in 50% yield.

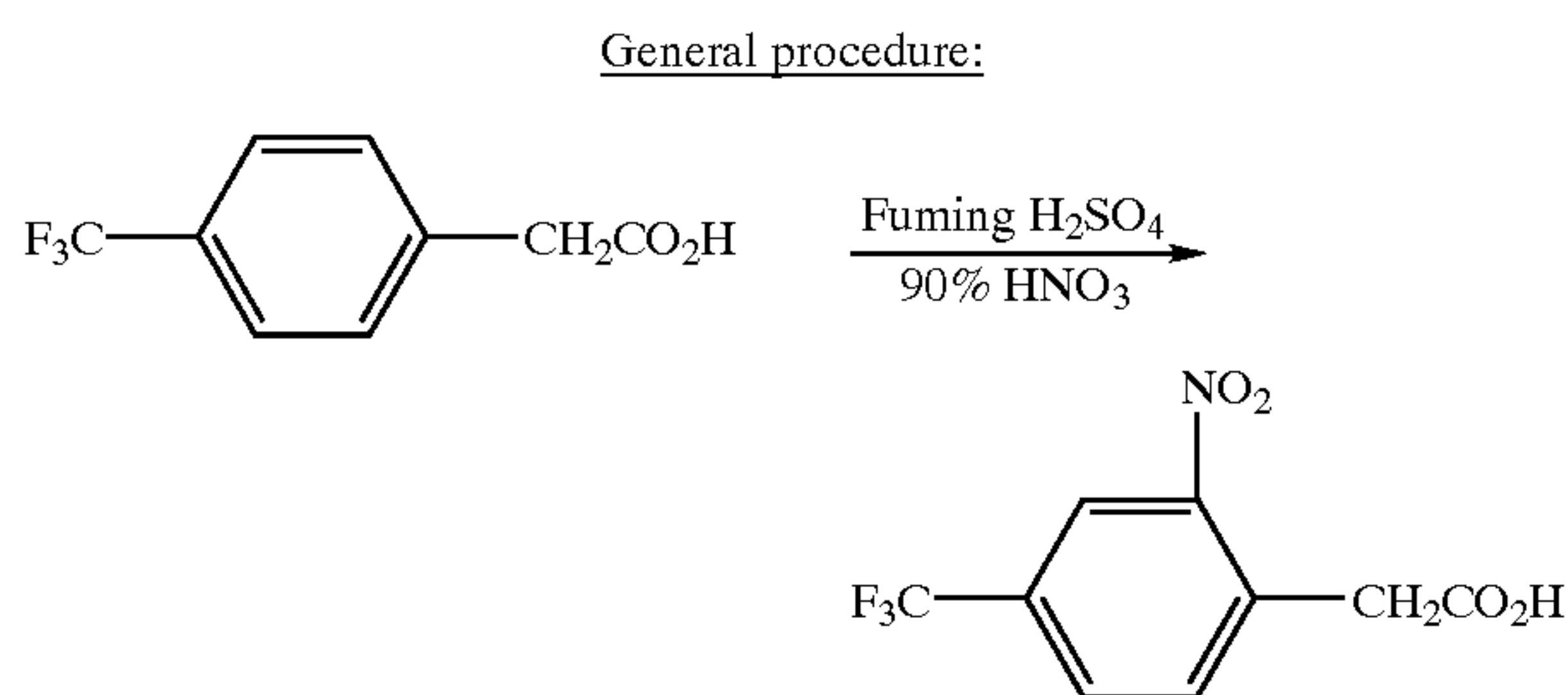
The tert-butyl ester (0.16 g, 0.372 mmol) was suspended in 10 mL of 4N aqueous HCl and added one drop of anisole and the mixture was stirred at room temperature for 24 h. The solvent was evaporated under reduced pressure and the residue was redissolved in CH_3CN and filtered. The filtrate was evaporated under reduced pressure and the residue was recrystallized from 2-propanol:ether (1:1) to give (\pm) 5f HCl as a white solid, 0.070 g (42%); mp 212°–214° C. (d); $^1\text{H NMR}$ (200 MHz, $\text{DMSO}-d_6$) δ 1.15–2.25 (m, 12H), 2.90 (m, 1H), 3.05 (s, 3H), 3.14–3.70 (m, 6H), 3.85 (bs, 2H), 4.55 (b, 1H), 6.37 (d, J=6.0 Hz, 1H), 6.55 (t, J=5.0 Hz, 1H), 6.95 (m, 2H), 9.80 (b, 1H). Anal. Calcd for $\text{C}_{21}\text{H}_{31}\text{N}_3\text{O}_3\cdot\text{HCl}\cdot\text{H}_2\text{O}$: C, 58.93; H, 8.00; N, 9.81. Found: C, 58.79; H, 7.64; N, 9.43.

(±)-trans-4-Trifluoromethyl-N-methyl-N-[2-(1-pyrrolidinyl)cyclohexyl]-phenylacetamide
Hydrochloride [(±) 5g HCl]

ADL-01-0066-9

To a solution of 4-trifluoromethylphenyl acetic acid (1.45 g, 7.08 mmol) in 10 mL of dry CH₂Cl₂ under a nitrogen atmosphere was added 1-hydroxybenzotriazole hydrate (HOBT) (0.95 g, 7.08 mmol) and stirred. The reaction mixture was cooled to 0°→5° C. and added solid EDCI ([1-(3dimethylaminopropyl)-3-ethyl-carbodiimide HCl]) (1.35 g, 7.08 mmol) and stir at this temperature for 30 min. A solution (±) 3 (1.0 g, 5.48 mmol) in 10 mL of dry CH₂Cl₂ was added followed by N,N-diisopropylethylamine (Hunig's Base) (0.915 g, 7.08 mmol). The reaction mixture was stirred for 24 h while warming to the room temperature. The reaction mixture was then poured on to excess of ice-cold saturated aqueous NaHCO₃ solution and stirred for 30 min. After dilution with CH₂Cl₂, the organic was separated, washed with saturated salt solution, and dried over anhydrous Na₂SO₄. Removal of solvent gave a brown oil which was chromatographed on a silica gel column [solvent system: CH₂Cl₂:CH₃OH:28% NH₄OH (99:1:2)] to give the desired product as free base. The hydrochloride salt was prepared from 1M etherial HCl and recrystallized from CH₂Cl₂:Et₂O (1:1) to give (±) 5 g HCl as a cream colored solid, 0.68 g (30%); 213°–215° C.; ¹H NMR (200 MHz, CDCl₃) δ 1.02–1.47 (m, 4H), 1.52–2.22 (m, 8H), 2.75–2.90 (m, 2H), 2.94 (s, 3H), 3.07 (m, 1H), 3.37 (m, 1H), 3.62 (d, J=15.0 Hz, 1H), 3.77 (m, 1H), 4.17 (d, J=15.0 Hz, 1H), 4.57 (m, 1H), 7.30 (d, J=8.0 Hz, 2H), 7.38 (d, J=8.0 Hz, 2H), Anal. Calcd for C₂₀H₂₇F₃N₂O.HCl.0.25H₂O: C, 58.68; H, 7.02; N, 6.84. Found: C, 58.68; H, 6.84; N, 6.69.

Nitration of 4-trifluoromethylphenyl acetic acid:



Preparation of 2-nitro-4-trifluoromethylphenyl acetic acid [4, R=2-NO₂(4-CF₃)—C₆H₄CH₂]

To a solution of 4-trifluoromethylphenyl acetic acid (2.5 g, 12.25 mmol) in 8 mL of glacial acetic acid at 0° C. under an anhydrous atmosphere was added 5 mL of fuming H₂SO₄ (11% SO₃) (caution!) followed by cautious addition of 90% HNO₃ (3.5 mL, 73.14 mmol) within 10 min. The reaction mixture was then stirred at room temperature for 2 h and poured into ice-water. The resulting solid was filtered and washed with cold deionized water to give the desired product after drying as off-white solid, 2.5 g (82%); ¹H NMR (200 MHz, CDCl₃) δ 4.02 (s, 2H), 7.41 (d, J=8.0 Hz, 2H), 7.74 (d, J=8.0 Hz, 2H), 8.28 (s, 1H). The product was used directly into the following reactions.

(±)-trans-2-Nitro-4-trifluoromethyl-N-methyl-N-[2-(1-pyrrolidinyl)cyclohexyl]phenylacetamide
Hydrochloride [(±) 5h HCl]

ADL-01-0065-1

Prepared from 2-nitro-4-trifluoromethylphenyl acetic acid following the procedure described in Example II to give (±) 5h HCl as cream colored solid in 56% yield; mp 259°–261° C. (d); ¹H NMR (200 MHz, CDCl₃) δ 1.10–1.42 (m, 4H), 1.51–2.25 (m, 8H), 2.95–3.25 (m, 3H), 3.14 (s, 3H), 3.40 (m, 1H), 3.90 (m, 1H), 4.35 (d, J=13.8 Hz, 1H), 4.55 (d, J=14.0 Hz, 1H), 4.60 (m, 1H), 7.80 (dd, J=7.8 Hz, 2H), 8.25 (s, 1H), Anal. Calcd for C₂₀H₂₆F₃N₃O₃.HCl.0.25H₂O: C, 52.86; H, 6.10; N, 9.25. Found: C, 52.85; H, 6.02; N, 9.13.

EXAMPLE 111

(±)-trans-2-Amino-4-trifluoromethyl-N-methyl-N-[2-(1-pyrrolidinyl)cyclohexyl]phenylacetamide
Hydrochloride [(±) 5i HCl]

ADL-01-0080-0

To a solution of free base 4h (0.4 g, 0.97 mmol) in 20 mL of absolute alcohol was added 2 ml of hydrazine hydrate and the reaction mixture was stirred at 50° C. under a nitrogen atmosphere. Raney®nickel (50% slurry in water) was added slowly and the progress of the reaction was monitored on TLC plate [solvent system: CHCl₃:CH₃OH:28% NH₄OH (99:1:2)]. If needed more of the Raney®nickel was added to the reaction mixture. When reaction was completed, excess of Raney®nickel was introduced to decompose the hydrazine hydrate. The reaction mixture was filtered through a celite pad and the pad was washed with hot CH₃OH. The filtrate was evaporated to dryness. The residue was purified on a silica gel column [solvent system: CHCl₃:CH₃OH:28% NH₄OH (99:1:2)] and the hydrochloride salt was prepared from 1M etherial HCl. Recrystallization from CH₂Cl₂:Et₂O (2:1) gave (±) 5i HCl as a white solid, 0.2 g (48%); mp 248°–250° C. (d); ¹H NMR (200 MHz, DMSO-d₆) δ 1.15–2.18 (m, 12H), 3.00 (s, 3H), 3.15–4.10 (m, 7H), 4.50 (m, 1H), 6.80 (d, J=7.8 Hz, 1H), 6.92 (s, 1H), 7.10 (d, J=8.0 Hz, 1H), 10.0 (bs, 1H). Anal. Calcd for C₂₀H₂₈F₃N₃O.HCl.0.5H₂O: C, 56.01; H, 7.05; N, 9.80. Found: C, 55.70; H, 7.03; N, 9.65.

EXAMPLE 112

(±)-trans-2-Bismethanesulfonamide-4-trifluoromethyl-N-methyl-N-[2-(1-pyrrolidinyl)cyclohexyl]-phenylacetamide Hydrochloride [(±) 5j HCl]

ADL-01-0118-8

The compound was prepared from free base (±) 5i (0.5 g, 1.30 mmol) following the procedure described in the first part of the preparation of (±) 5e. The bismethanesulfonamide was purified on a silica gel column [solvent system: CH₂Cl₂:CH₃OH:28% NH₄OH (96:2:2)] to give the desired product as a foam. The hydrochloride salt was prepared from 1M etherial HCl and recrystallized from 2-propanol:Et₂O (1:1) to give (±) 5j HCl as a beige colored solid, 0.23 g (30%); mp 224°–226° C. (d); ¹H NMR (200 MHz, CDCl₃) δ 1.12–1.51 (m, 4H), 1.53–2.24 (m, 8H), 1.82–3.17 (m, 2H), 2.98 (s, 3H), 3.32–3.56 (m, 2H), 3.28 (s, 3H), 3.33 (s, 3H), 3.77 (m, 1H), 3.97 (d, J=14.0 Hz, 1H), 4.27 (d, J=14.0 Hz, 1H), 4.62 (m, 1H), 7.39 (s, 1H), 7.5 (d, J=8.0 Hz, 1H), 7.85 (d, J=8.0 Hz, 1H). Anal. Calcd for C₂₂H₃₂F₃N₃O₅S₂HCl: C, 45.87; H, 5.77; N, 7.29. Found: C, 45.53; H, 5.81; N, 7.00.

75

EXAMPLE 113

(±)-trans-2-Methanesulfonamido-4-trifluoromethyl-N-methyl-N-[2-(1-pyrrolidinyl)cyclohexyl]-phenylacetamide Hydrochloride [(±) 5k HCl]

ADL-01-0137-8

To a solution of (±) 5j HCl (0.16 g, 0.23 mmol) in 9 mL of CH₃OH:THF (2:1) at room temperature was added 0.12 mL of 10M aqueous NaOH and the mixture was stirred for 30 min. The reaction mixture was neutralized with 1H HCl and evaporated to dryness. The residue was redissolved in CH₂Cl₂ and basified with saturated aqueous solution of NaHCO₃. The organic layer was separated, washed with water, saturated salt solution, and dried over anhydrous Na₂SO₄. Removal of solvent under reduced pressure gave the product as a free base. The hydrochloric salt was prepared from 1M ethereal HCl and recrystallized from CH₂Cl₂:Et₂O (1:1) to give (±) 5k HCl as a beige colored solid, 0.085 g (61%); 209°–211° C. (d); ¹H NMR (200 MHz, CDCl₃) δ 1.15–1.24 (m, 4H), 1.50–2.10 (m, 8H), 2.20 (m, 2H), 2.90–3.10 (m, 2H), 3.05 (s, 6H), 3.55 (m, 2H), 3.80 (m, 1H), 4.64 (m, 1H), 7.20 (dd, J=7.8 Hz, 2H), 7.88 (s, 1H), 9.00 (s, 1H). Anal. Calcd for C₂₁H₃₀F₃N₃O₃S.HCl.0.125 H₂O: C, 50.42; H, 6.30; N, 8.40. Found: C, 50.62; H, 6.49; N, 8.00.

EXAMPLE 114

N-[2-(±)-trans-4-Trifluoromethyl-N-methyl-N-[2-(1-pyrrolidinyl)cyclohexyl]-phenylacetamido]glycine Hydrochloride [(±) 5l HCl]

ADL-01-0130-3

To a solution of free base (±) 5i (0.767, 2.0 mmol) in 10 mL of anhydrous THF under a nitrogen atmosphere at 0° C. was added N,N-diisopropylethylamine (Hunig's Base) (1.55 g, 12.0 mmol). The reaction mixture was stirred at 0° C. for 15 min then added bromoacetic acid t-butyl ester (1.95 g, 10.0 mmol) and the reaction mixture was continued to stir while warming to room temperature 72 h. The solvent was evaporated at reduced pressure and the residue was partitioned between CH₂Cl₂ and water. The organic layer was then washed with, saturated NaHCO₃, saturated salt solution, and dried over anhydrous Na₂SO₄. Removal of solvent gave the crude product which was purified on a silica gel column [solvent system: CHCl₃:CH₃OH:28% NH₄OH (96:2:2)] to give the intermediate t-butyl ester 0.477 g (40%); ¹H NMR (200 MHz, CDCl₃) δ 1.05–1.25 (m, 4H), 1.38–1.90 (m, 8H), 1.40 (s, 9H), 2.15–2.75 (m, 5H), 2.85 (s, 3H), 3.60 (m, 2H), 3.75 (d, J=4.0 Hz, 2H), 4.45 (m, 1H), 5.85 (m, 1H), 6.55 (s, 1H), 6.80 (d, J=7.5 Hz, 1H), 7.10 (d, J=7.8 Hz, 1H).

The above t-butyl ester (0.47 g, 0.77 mmol) was suspended in 10 mL of aqueous HCl and added 2–3 drops of anisole. The reaction mixture was stirred at room temperature for 72 h and filtered. The filtrate was evaporated to dryness, redissolved in CH₃CN, filtered again, and concentrated. Addition of the ether gave the product which was filtered, washed with ether, and dried to give (±) 5l HCl as a beige colored solid, 0.17 g (41%); mp 178°–180° C. (d); MS (FAB) 442 (M+1); ¹H NMR (200 MHz, CDCl₃) δ 1.05–2.20 (m, 12H), 2.75 (s, 3H), 2.90–3.25 (m, 5H), 3.30–3.55 (m, 2H), 3.70–4.35 (m, 4H), 4.65 (m, 1H), 6.72 (s, 1H), 6.80 (m, 1H), 6.95 (d, J=7.7 Hz, 1H). Anal. Calcd for C₂₂H₃₀F₃N₃O₃.HCl.0.125Et₂O: C, 55.47; H, 6.67; N, 8.62. Found: C, 55.64; H, 7.06; N, 9.00.

76

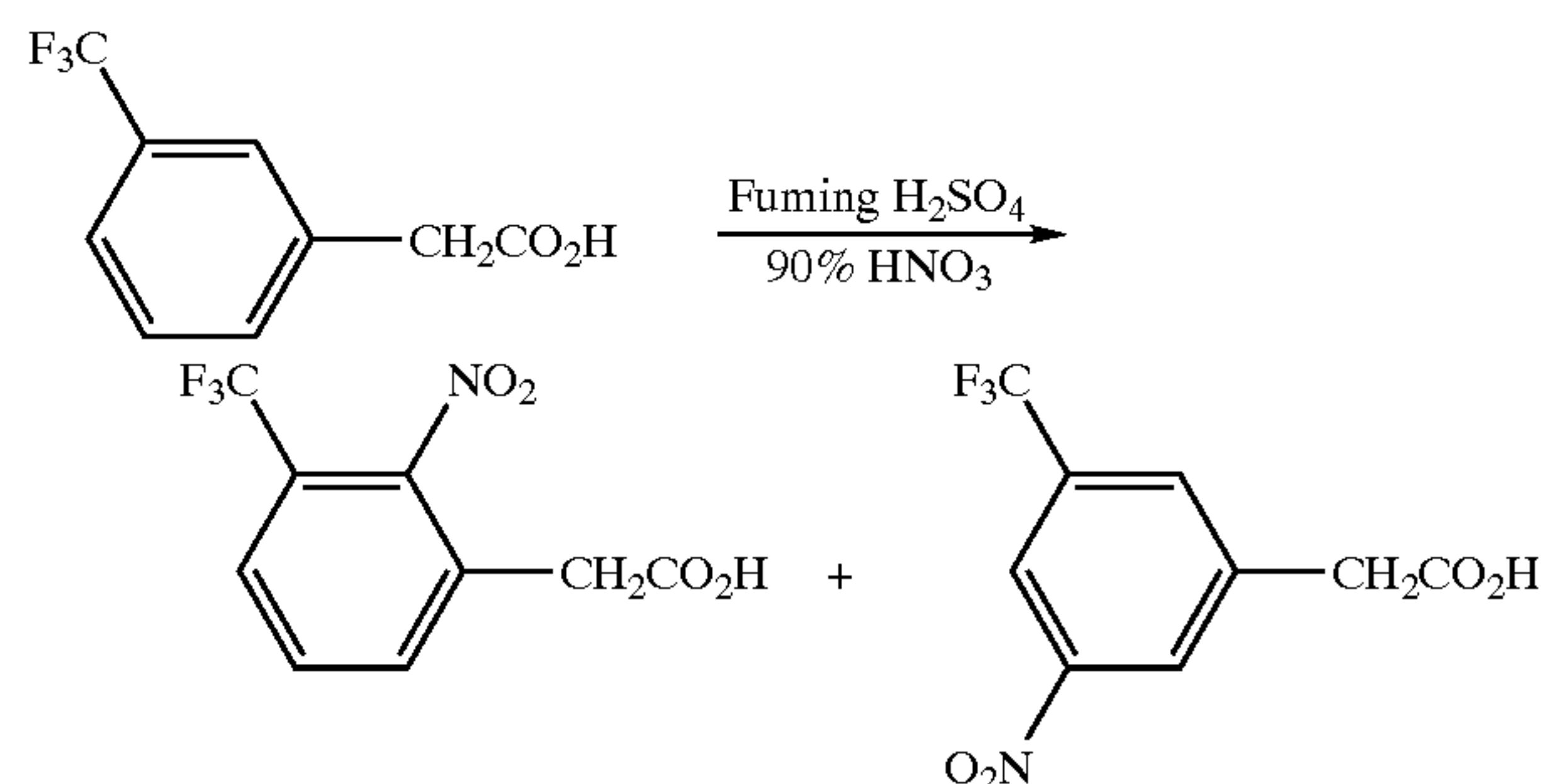
EXAMPLE 115

(±)-trans-3-Trifluoromethyl-N-methyl-N-[2-(1-pyrrolidinyl)cyclohexyl]-phenylacetamide Hydrochloride [(±) 5m HCl]

ADL-01-0083-4

Following the Example II, (±) 5m HCl was prepared from 3-trifluoromethylphenyl acetic acid in 67% yield as a cream colored solid; mp 245°–247° C.; ¹H NMR (200 MHz, CDCl₃) δ 1.15–1.55 (m, 4H), 1.60–2.30 (m, 8H), 2.80–3.05 (m, 2H), 3.00 (s, 3H), 3.18 (m, 1H), 3.45 (m, 1H), 3.75 (d, J=15.0 Hz, 1H), 3.85 (m, 1H), 4.25 (d, J=14.8 Hz, 1H), 4.65 (m, 1H), 7.40 (m, 4H). Anal. Calcd for C₂₀H₂₇F₃N₂O.HCl.0.25H₂O: C, 58.68; H, 7.02; N, 6.84. Found: C, 58.46; H, 7.17; N, 6.69.

Nitration of 3-Trifluoromethylphenyl Acetic Acid:



Preparation of 2-nitro-3-trifluoromethyl acetic acid [4, R=2-NO₂(3-CF₃)—C₆H₄CH₂] and preparation of 5-nitro-3-trifluoromethylphenyl acetic acid [4, R=5-NO₂(3-CF₃)—C₆H₄CH₂]

The nitration of 3-trifluorophenylacetic acid as shown earlier resulted into a 1:1 non-separable mixture of 2- and 5-nitro compounds in 66% yield. The structural assignment of the compounds were made on the basis of ¹H NMR spectrum. The mixture was used in the condensation reaction.

EXAMPLE 116

(±)-trans-5-Nitro-3-trifluoromethyl-N-methyl-N-[2-(1-pyrrolidinyl)cyclohexyl]phenylacetamide Hydrochloride [(±) 5n HCl] and (±)-trans-2-Nitro-3-trifluoromethyl-N-methyl-N-[2-(1-pyrrolidinyl)cyclohexyl]-phenylacetamide Hydrochloride [(±) 5o HCl]

ADL-01-0087-5 and ADL-01-0088-3

The compounds were prepared as shown in Example 109 and the mixture 2- and 5-nitrophenylacetic acids to give the mixture of products. Initially the compounds were separated on a silica gel column [solvent system: CHCl₃:CH₃OH:28% NH₄OH (96:2:2)] which resulted in the free base of the compounds as pure mixture. The products were again purified on Chromatotron using a 4 mm silica gel plate [solvent system: CHCl₃ containing 2% NH₄OH]. The first product was isolated and converted to the hydrochloride salt and the salt was recrystallized from 2-propanol:ether (1:1) to give (±) 5n HCl as a cream colored solid in 10% yield; mp 236°–238° C.; ¹H NMR (200 MHz, CDCl₃) δ 1.15–1.55 (m, 4H), 1.65–2.30 (m, 8H), 2.85–3.20 (m, 3H), 3.10 (s, 3H), 3.40 (m, 1H), 3.70 (d, J=14.0 Hz, 1H), 3.85 (m, 1H), 4.60 (brd, 2H), 7.90 (s, 1H), 8.25 (s, 1H), 8.32 (s, 1H). Anal. Calcd for C₂₀F₂₆H₃N₃O₃.HCl: C, 53.39; H, 6.05; N, 9.34. Found: C, 53.28; H, 6.06; N, 9.36.

The second product, (\pm) 5o HCl, was also isolated in 10% yield after the recrystallization of the hydrochloride salt from 2-propanol:ether (1:1) as a white solid; mp 243°–245° C. (d); ^1H NMR (200 MHz, CDCl_3) δ 1.10–1.50 (m, 4H), 1.55–2.20 (m, 8H), 2.90–3.20 (m, 3H), 3.10(s, 3H), 3.44 (m, 1H), 3.65 (d, J=13.5 Hz, 1H), 3.90 (m, 1H), 4.65 (brd, 2H), 7.70 (s, 1H), 7.82 (s, 2H). Anal. Calcd for $\text{C}_{20}\text{H}_{26}\text{F}_3\text{N}_3\text{O}_3\cdot\text{HCl}\cdot\text{H}_2\text{O}$: C, 51.34; H, 6.25; N, 8.98. Found: C, 51.69; H, 6.24; N, 8.89.

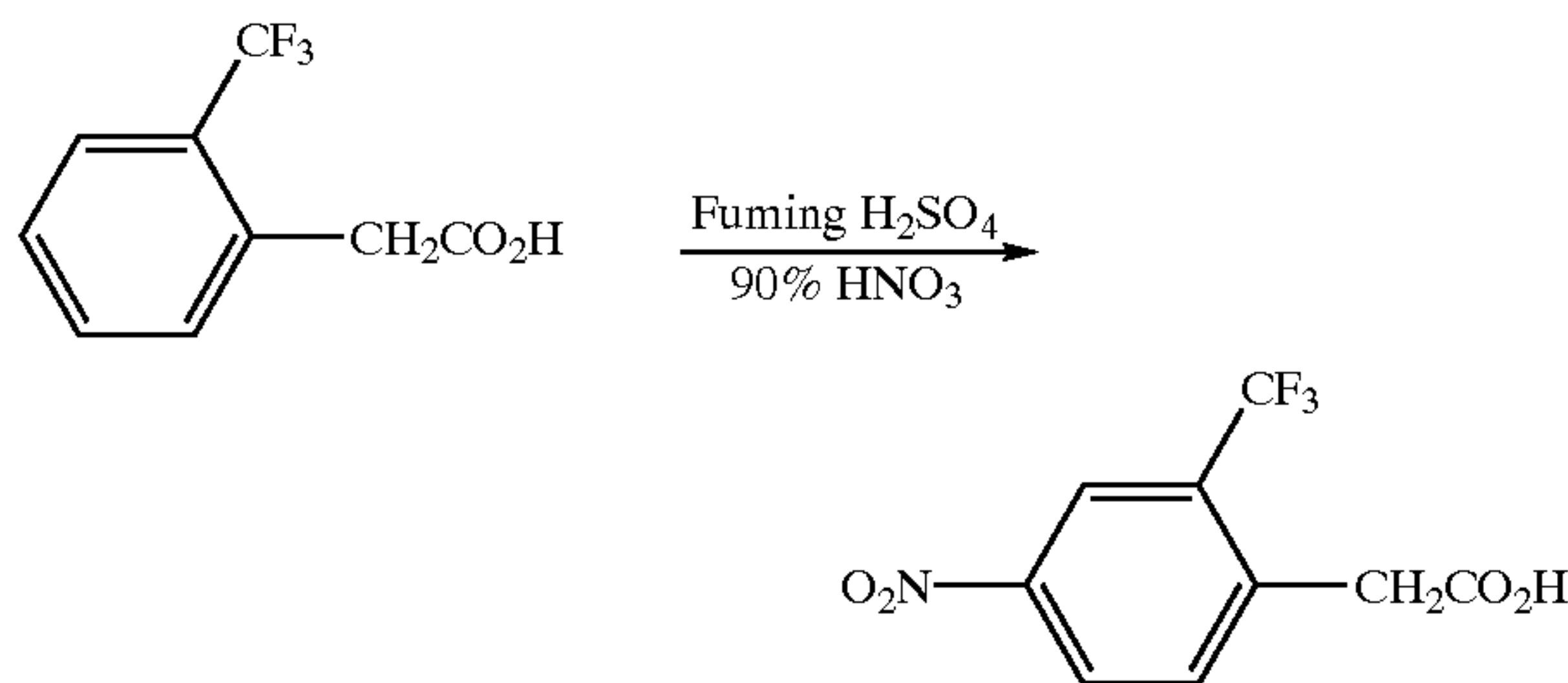
EXAMPLE 117

(\pm)-trans-2-Trifluoromethyl-N-methyl-N-[2-(1-pyrrolidinyl)cyclohexyl]-phenylacetamide Hydrochloride [(\pm) 5p HCl]

ADL-01-0114-7

The compound was prepared from 2-trifluoromethylphenylacetic acid following the Example II. The hydrochloride salt was made from 1M ethereal HCl and recrystallized from 2-propanol:ether (1:1) to give (\pm) 5p HCl in 20% yield as a white solid; mp 282°–284° C. (d); ^1H NMR (200 MHz, CDCl_3) δ 1.20–1.50 (m, 4H), 1.55–2.30 (m, 8H), 2.85–3.04 (m, 2H), 3.08 (s, 3H), 3.10–3.27 (m, 1H), 3.40–3.60 (m, 1H), 3.90 (m, d, J=14.5 Hz, 2H), 4.26 (d, J=14.7 Hz, 1H), 4.63 (m, 1H), 7.26 (t, J=8.0 Hz, 1H), 7.45 (t, J=8.0 Hz, 1H), 7.60 (t, J=7.5 Hz, 2H). Anal. Calcd for $\text{C}_{20}\text{H}_{27}\text{F}_3\text{N}_2\text{O}\cdot\text{HCl}$: C, 59.33; H, 6.97; N, 6.92. Found: C, 59.28; H, 6.73; N, 6.84.

Nitration of 2-trifluoromethyl acetic acid:



Preparation of 4-nitro-2-trifluoromethylphenyl acetic acid [4, R=4- NO_2 (2- CF_3)— $\text{C}_6\text{H}_4\text{CH}_2$]

The nitration of 2-trifluorophenylacetic acid as depicted in Scheme III gave mostly the corresponding 4-nitro derivative and only a trace amount of 6-nitro compound was detected in the proton NMR: ^1H NMR (200 MHz, CDCl_3) δ 3.90 (s, 2H), 7.55 (d, J=8.4 Hz, 1H), 8.35 (dd, J=2.4, 8.0 Hz, 1H), 8.50 (d, J=2.4 Hz, 1H). The compound was used directly into the following coupling reaction.

EXAMPLE 118

(\pm)-trans-4-Nitro-2-trifluoromethyl-N-methyl-N-[2-(1-pyrrolidinyl)cyclohexyl]phenylacetamide Hydrochloride [(\pm) 5q HCl]

ADL-01-0116-2

The compound was prepared following the coupling method described in Example 109 from 4-nitro-2-trifluorophenylacetic acid. The hydrochloride salt was prepared by known method and recrystallized from 2-propanol:ether (1:1) to give (\pm) 5q HCl as a beige colored solid in 37% yield; mp 265°–267° C. (d); ^1H NMR (200 MHz, CDCl_3) δ 1.15–1.45 (m, 4H), 1.50–2.30 (m, 8H), 2.85–3.20 (m, 3H), 3.05 (s, 3H), 3.45 (m, 1H), 3.90 (m, d, J=14.0 Hz, 2H), 4.60 (brd, 2H), 8.00 (d, J=8.0 Hz, 1H), 8.25

(dd, J=2.4, 8.0 Hz, 1H), 8.40 (d, J=2.4 Hz, 1H). Anal. Calcd for $\text{C}_{20}\text{H}_{26}\text{F}_3\text{N}_3\text{O}_3\cdot\text{HCl}$: C, 53.39; H, 6.05; N, 9.34. Found: C, 53.29; H, 5.93; N, 9.17.

EXAMPLE 119

(\pm)-trans-4-Amino-2-trifluoromethyl-N-methyl-N-[2-(1-pyrrolidinyl)cyclohexyl]phenylacetamide Hydrochloride [(\pm) 5r 2HCl]

ADL-01-0142-8

The compound was prepared from free base (\pm) 5q following the reduction procedure described for the preparation of (\pm) 5h. The free base was converted to di-hydrochloride from 1M ethereal HCl and recrystallized from CH_2Cl_2 : CH_3OH : Et_2O (6:3:1) to give (\pm) 5r 2HCl as a white solid in 68% yield; mp 288°–290° C. (d); ^1H NMR (200 MHz, $\text{DMSO}-d_6$) δ 1.10–2.20 (m, 12H), 2.98 (s, 3H), 3.00–3.30 (m, 4H), 3.50 (m, 1H), 3.80 (d, J=14.5 Hz, 1H), 4.20 (d, J=14.8 Hz, 1H), 4.50 (m, 1H), 7.50 (m, 3H). Anal. Calcd for $\text{C}_{20}\text{H}_{28}\text{F}_3\text{N}_3\text{O}\cdot 2\text{HCl}$: C, 52.64; H, 6.63; N, 9.21. Found: C, 52.67; H, 6.52; N, 9.06.

EXAMPLE 120

(\pm)-trans-N-Methyl-N-[2-(1-pyrrolidinyl)cyclohexyl] 2,2-diphenylacetamide Hydrochloride [(\pm) 5s HCl]

ADL-01-0013-1

The compound was prepared from diphenylacetic acid following the general procedure for the preparation of aryl acetamides. The hydrochloride salt was recrystallized from 2-propanol to give (\pm) 5s HCl as a white solid in 20% yield; mp 295°–297° C. (d); ^1H NMR (200 MHz, CDCl_3) δ 1.20–2.40 (m, 12H), 2.85–3.15 (m, 2H), 3.00 (s, 3H), 3.25–3.60 (m, 2H), 3.95 (m, 1H), 4.75 (m, 1H), 5.70 (s, 1H), 7.35 (m, 10H). Anal. Calcd for $\text{C}_{25}\text{H}_{32}\text{N}_2\text{O}\cdot\text{HCl}\cdot 0.25\text{H}_2\text{O}$: C, 7.92; H, 8.09; N, 6.71. Found: C, 72.25; H, 8.40; N, 6.52.

EXAMPLE 121

(\pm)-trans-4-Methylsulfonyl-N-methyl-N-[2-(1-pyrrolidinyl)cyclohexyl]phenylacetamide Hydrochloride [(\pm) 5t HCl]

ADL-01-0071-9

The compound was prepared from 4-methylsulfonylphenylacetic acid to the method of Example 109 and the hydrochloride salt was recrystallized from CH_2Cl_2 : Et_2O (1:1) to give (\pm) 5t HCl as a cream colored solid in 50% yield; mp 152°–154° C. (d); ^1H NMR (200 MHz, CDCl_3) δ 1.10–2.30 (m, 12H), 2.95 (s, 6H), 3.00–3.25 (m, 2H), 3.40 (m, 1H), 3.65 (d, J=14.5 Hz, 1H), 3.85 (m, 1H), 4.35 (d, J=14.0 Hz, 1H), 4.67 (m, 1H), 7.45 (d, J=8.0 Hz, 2H), 7.80 (d, J=8.0 Hz, 2H). Anal. Calcd for $\text{C}_{20}\text{H}_{30}\text{N}_2\text{O}_3\text{S}\cdot\text{HCl}\cdot 1.5\text{H}_2\text{O}$: C, 54.35; H, 7.75; N, 6.34. Found: C, 54.20; H, 7.38; N, 6.15.

In a composition aspect, the kappa agonist compounds of the present invention are formulated into parenteral, local and topical formulations.

The compositions are formulated as injectables, as oral and rectal formulations for systemic administration, and for local and topical administration as creams, aqueous or non-aqueous suspension, lotions, emulsions, suspensions or emulsions containing micronized particles, gels, foams aerosols, solids and other suitable vehicles for application to the skin, eyes, lips and mucosa, as suppositories or cream for vaginal administration, and as combinations with bandages,

patches, bioadhesives and dressings. The compounds may be formulated in combination with other agents, such as local anesthetics and other therapeutic agents. The other agents may be mixed in the compositions are provided and administered prior to, simultaneously with or subsequent to administration of the compositions provided for the methods herein. Such agents include, but are not limited to: antibiotics, including cephalosporins, β -lactams, tetracyclines, vancomycins, sulfas and aminoglycosides; antivirals, including acyclovir; and antifungals including clotrimazole.

In a method aspect the present invention provides method to treat hyperalgesia by applying an amount of a compound or composition to a mammal to ameliorate or eliminate pain. Thus, the method of the present invention comprises a method of treating pain internally or externally present in the mammalian body including: internal injuries, such as caused by accident or surgical procedures; abnormal functioning of body organs; irritation associated with inflammation following local infection, blisters, boils, or acute skin injuries, such as abrasions, burns, superficial cuts, surgical incisions, toothaches, contusions, irritations, inflammatory skin conditions, including but not limited to poison ivy, and allergic rashes and dermatitis and any condition that yields a hyperalgesic pain state and other such conditions.

Assessment of Anti-hyperalgesic Activity

The pharmacological activity of the compounds of the present invention may be assessed by several art-recognized in vitro and in vivo models. Some of the typical models are described herein.

(a) In vitro binding assay (Primary Screen)¹⁴

The initial test of these compounds is [³H]diprenorphine binding to the cloned human kappa receptor. The compounds that inhibit binding by at least 80% at 1 μ M are titrated and K_i values are determined by Cheng-Prusoff transformations of IC_{50} values. The IC_{50} value is the concentration of inhibitor that inhibits binding of radiolabel by 50% and the K_i value is the affinity of the inhibitor for the receptor. Compounds are also tested against [³H]U69593 (agonist) binding to this receptor. No compound is known to inhibit only agonist binding or antagonist binding. However, such a compound may have a unique pharmacological profile as a result of its specificity for one region of the receptor.

Ref. (14) Raynor et al., *Mo. Pharmacol. U.S.*, 330-334 (1994)

Initial specificity is determined by testing compounds [³H]diprenorphine binding to cloned human mu and delta receptors at 10 μ M and titrating those compounds that inhibit binding by at least 80%. Compounds that do not have K_i values at least 100-fold high against mu and delta receptors may be more likely to have additional side effects and are not pursued to enable further evaluation of specific compounds.

(b) Inflamed knee joint hyperalgesia model and blood pressure response to compression of the inflamed knee joint

Inflammation in a joint is often associated with hyperalgesia [pain during normal flexion and extension and during the application of gentle innocuous pressure] and/or persistent pain [resting pain; Schaible et al. (1993) *Pain* 55: 5-54]. During the course of knee joint inflammation, a cascade of events occurs, which includes: (i) synthesis and release of inflammatory mediators in the joint, (ii) release of neuropeptides from afferent fibers in the joint cavity, and (iii) increased primary afferent outflow from group II, III, IV sensory fibers [Schaible et al. (1993) *Pain* 55: 5-54]. An important result of this cascade is that there is an augmentation in the response of small, lightly myelinated and

unmyelinated afferents to low intensity stimuli. In this manner, the peripheral nerve innervating inflamed tissue can evoke an exaggerated behavioral response to otherwise innocuous stimuli, i.e., a state of hyperalgesia. Thus, inflammation of the knee joint will result in increased spontaneous afferent activity, the appearance of an exaggerated discharge with joint flexion and extension [Schaible et al. (1995) *J. Neurophysiol.* 54: 1109-1122] and signs of a pain-associated autonomic reaction [Sata et al (1984) *Neurosci. Lett.* 52: 55-60].

Injection of a mixture of kaolin and carrageenan into the knee joint induces an experimental arthritis. As exemplified below, this treatment was characterized by a reliable increase in joint volume and circumference. In the unanesthetized rat, these joint changes were accompanied by a tendency to avoid weight bearing, suggesting an ongoing pain state. According to electrophysiological studies, in the course of the development of this acute arthritis, C and Ad units normally responding only to extreme joint distortion become activated by slight movement [Schaible et al. (1985) *J. Neurophysiol.* 54: 1109-1122]. Spinal neurons with knee joint receptive fields in the deep dorsal horn of the spinal cord show clear development of hyperexcitability with the acute inflammation in the joint [Neugebauer et al. (1993) *J. Neurosci.* 70: 1365-1377]. This sensitization of group III and IV fibers was observed within 2-3 hours after injection of Kaolin and carrageenan into the knee joint, a time course that closely matches the time course of the development of hyperalgesia in the rat knee joint compression model. These observations indicate that spinal cord neurons and joint primary afferent fibers become sensitized and may underlie hyperalgesia observed in this arthritic state. Such afferent input may drive autonomic responses that are typically associated with the processing of input from afferents typically activated by stimuli generated by the local inflammatory state. In addition to the above-mentioned inflamed knee joint mechanism, the blood pressure (BP) changes might also be evoked reflexively by afferent neural activity from receptors located in the skeletal muscle [Williamson et al. (1994) *J. Physiol.* 475: 351-357]. This response is dependent on the changes in intramuscular pressure and the quality of muscle mass compressed. This particular mechanical reflex, however, appears to operate independently of the pain response and appears to operate independently of the pain response and appears to play a minor role in the exemplified experiments, as inflation of the cuff on the left normal knee joint had no effect upon BP. In any case, it is possible that overflow of the carrageenan from the joint capsule may serve to render surrounding tissue inflamed as well. Sensitization of C and A units was observed in the rat gastrocnemius muscle by infiltration with carrageenan [Handwerker et al. (1991) *Pain and Inflammation, Proceeding of the VIth World Congress on Pain*, Bond et al. eds., Elsevier Science Publishers BV, pp. 59-70]. Based on these considerations, it appears that compression of the inflamed knee joint yields a noxious stimulus and this in turn activates a sympathetic response resulting in an increase in BP.

Local inflammation of the knee results in a state where otherwise innocuous stimuli results in a prominent autonomic response, including increased blood pressure (BP) and heart rate [see, e.g., Sata et al (1984) *Neurosci. Lett.* 52: 55-60]. Alternatively, neural outflow from the inflamed knee is recorded [see, e.g. Neugebauer et al (1993) *J. Neurosci.* 70: 1365-1377].

An in vitro test that measures spontaneous discharge in injured skin by topical application may also be used. [see, e.g., Andreev et al. (1994) *Neurosci.* 58: 793-798].

(c) In vivo evaluation of formalin-induced nociception

Administration of formalin into the paw results in a localized inflammation and a pain response that is moderate in intensity and continuous in duration. Unlike many other assays of nociception, the formalin assay measures tonic pain that is a result of tissue injury, and therefore is a model which is more relevant to clinical pain states in humans [see Tjolsen et al. (1992) *Pain* 51: 5–17]. In the rat the response to formalin-induced pain consists of spontaneous flinching behavior, characterized by paw lifting and paw shaking, and a rapid vibration of the paw after drawing it under the body. The flinching response can be reliably quantitated and exhibits two peaks of activity which are indicative of acute and tonic pain [Wheeler-Aceto and Cowan (1991) *Psychopharmacology* 104: 35–44]. The early or acute phase lasts from 0–5 min post-formalin and is followed by a quiescent period lasting approximately 15 min. The tonic phase occurs from 20–35 min following formalin injection and is the interval where the number of flinching responses is maximal. This model has been characterized in several species [Tjolsen et al. (1992) *Pain* 51: 5–17] and is sensitive to the analgesic effects of opiates administered by a variety of routes, including local administration directly into the paw. In addition, the test is particularly sensitive to the effects of κ agonists [Wheeler-Aceto and Cowan (1991) *Psychopharmacology* 104: 35–44].

Inflammation is induced by subcutaneous injection of 50 ml of a 5% formalin solution into the dorsal surface of the right hind paw of male Sprague-Dawley rats weighing 70–90 g. Injections of drug are given into the dorsal surface of the paw prior to formalin injection, and flinching behavior is quantitated by counting the number of responses that occur during the tonic phase of pain, lasting from 20–35 min after formalin injection. Results are expressed as the mean percent antagonism of formalin-induced flinching calculated for individual drug-treated, formalin-injected rats using the following formula:

$$\frac{(\text{mean formalin response} - \text{mean saline response}) - \text{individual response}}{\text{mean formalin response} - \text{mean saline response}} \times 100$$

The mean formalin response is the mean behavioral score of vehicle-treated and formalin-injected rats. The mean saline response is the pooled behavioral score from rats injected with 50 ml of saline into the paw.

(d) Randall-Selitto Test

Numerous variations and exemplifications of this assay are known to those of skill in this art [see, Randall et al (1957) *Arch. Int. Pharmacodyn*, 111: 409–419; see, also, e.g., U.S. Pat. Nos. 5,434,292, 5,369,131, 5,345,943, 5,242, 944 and 5,109,135.

The pain threshold is measured in this method as the amount of pressure in g required to induce a flight reaction (struggle) when applied to the foot of an experimental animal exhibiting hyperalgesia, typically an inflamed paw, compared to a control, such as the same or equivalent animal in the absence of the inflammation, and/or in the absence of a test compound. Incremental pressure is applied to the paw with a wedge-shaped blunt piston onto the dorsal surface of the hind paw by means of a paw pressure analgesia meter. The pressure required to elicit paw withdrawal, the paw pressure threshold (PPT), is determined.

Stein and coworkers [Stein et al. (1988) *Pharmacol. Biochem. Behav.* 31:445–451; Stein et al. (1989) *J. Pharmacol. Exp. Ther.* 248: 1269–1275] have developed a model of peripheral inflammation and hyperalgesia in rats, which supports the role of opiates in mediating peripheral analgesia. In this protocol, modified Freund's adjuvant is used as

the inflammatory stimulus, and the paw pressure test is used to assess the response of the rat to a painful pressure stimulus. The model is sensitive to opiate agonists of the μ , δ and κ subtypes, which produce analgesia upon administration [Antonijevic et al. (1995) *J. Neurosci.* 15: 165–172; Stein et al. (1988) *Neurosci. Lett.* 84: 225–228; Stein et al. (1989) *J. Pharmacol. Exp. Ther.* 248: 1269–12375]. Histological verification of opiate receptor localization and density have confirmed that peripheral opiate receptors are accessible on primary afferent nerve fibers and are upregulated following inflammation [Hassan et al. (1993) *Neuroscience* 55: 185–193; Przewlocki et al. (1992) *Neuroscience* 48: 491–500].

Experiments are conducted in rats weighing 150–250 g at the time of inoculation. Modified Freund's complete adjuvant (FCA) is used as the inflammatory stimulus. Rats are administered an i.p. injection of the FCA suspension into the right hind foot. Hyperalgesia and antinociception are evaluated using the paw pressure test. The rat is gently restrained and incremental pressure is applied to the paw with a wedge-shaped blunt piston onto the dorsal surface of the hind paw by means of a paw pressure analgesia meter. The pressure required to elicit paw withdrawal, the paw pressure threshold (PPT), is determined. A cutoff pressure of 250 g is used to avoid undue stress and pain to the animal. Baseline responding is established by determining the average of three consecutive trials separated by 10 sec. The same procedure is conducted on the contralateral side and the sequence of sides is alternated between animals to control for order effects. Typically injections are not made in the contralateral (noninflamed) paw; however, in selected cases drugs may be administered to the contralateral paw to evaluate the potential for drug effects in the absence of inflammation.

Analgesic activity is determined by expressing the increase in PPT resulting from the effect of the drug as a percentage of basal preinjection thresholds.

Hyperalgesia can also be produced by inflammatory stimuli such as yeast or carrageenan, endogenous inflammatory mediators such as bradykinin or prostaglandins, or other types of chemical irritants [see Hargreaves and Joris (1993) *APS Journal* 2: 51–59].

(e) Acetic acid-induced writhing

This test identifies novel agents which exhibit peripheral analgesic activity against visceral or chemical pain [see Barber and Gottschlich (1986) *Med. Res. Rev.* 12: 525–562; Ramabadran and Bansinath (1986) *Pharm. Res* 3: 263–270]. Injection of acetic acid into the peritoneal cavity is used as the noxious stimulus, and the number of writhing responses that occur in response to acetic acid are counted in order to quantify the response to pain. Compounds which possess analgesic activity reduce the number of writhing responses that occur. Opiate agonists of the m and k subtype exhibit analgesic activity in this model [Barber and Gottschlich (1986) *Med. Res. Rev.* 12: 525–562; Millan (1990) *Trends Pharmacol. Sci.* 11: 70–76]. Novel compounds which demonstrate potency and efficacy in this assay are potential drugs for the treatment of various pathological conditions involving peripheral pain.

The writhing assay is adapted from the procedure originally described by Taber et al. [(1969) *J. Pharmacol. Exp. Ther.* 169: 29–38], using male CF-1 mice weighing 20–25 g. Animals are treated with various doses of drugs prior to the administration of an i.p. injection of 0.6% acetic acid solution. Mice are then placed into observation chambers and the number of writhing responses, as defined by a full hindlimb extension and retraction, are recorded.

The mean number of writhing responses is calculated for vehicle-treated control mice, and the percent inhibition (% I) of writhing is calculated for each mouse that is treated with drug using the following formula:

$$\% I = 100 \times \frac{\text{mean control writhing responses} - \text{individual test responses}}{\text{mean control writhing responses}}$$

(f) Hyperalgesia induced by tape stripping

The objective of this assay is to identify novel agents which exhibit peripherally-mediated analgesia in circumstances, such as burns and abrasions, which lead to hyperalgesia. In such injuries, the loss of the stratum corneum is followed by an inflammatory response (erythema) and a painful response to otherwise innocuous stimuli. Removal of the stratum corneum by repeated application and removal of cellophane tape, termed tape stripping, has been shown to be a simplified model of these injuries, which share characteristics of first degree burns (see Flynn (1985) Percutaneous Absorption, R. L. Bronaugh and H. I. Maibach, eds., Marcel Dekker Inc., pp. 18–42]. This method of barrier disruption avoids the application of potentially toxic chemicals and permits evaluation of peripheral analgesics following topical administration because tape stripping removes the barrier to effective topical therapy (the stratum corneum) while simultaneously resulting in inflammation and hyperalgesia. Tape stripping has been validated in humans as a model for the testing of topical agents [Pershing et al. (1994) Antimicrob. Agents Chemother. 38: 90–95; Roy and Flynn (1990) Pharm. Res. 7: 842–847].

Experiments are conducted in male Sprague-Dawley rats weighing 250–500 g at the time of treatment. After anesthesia of the rat with ketamine-xylamine, a 1–3 cm² patch of rat skin is treated by repeated application and removal of tape. This procedure results in removal of the stratum corneum as determined by a glistening appearance of the skin. The tape stripped skin is evaluated for a visible erythema and for sensitivity to contact by heat or pressure stimuli using a focused beam of light, by testing in the paw pressure apparatus or by touch with von Frey hairs. The diameter of the von Frey hairs will be selected based on a diameter which causes no response in control rats but has a readily detectable response in treated rats.

Typically analgesics will be formulated in a suitable topical medium and applied to the treated skin. Some rats will receive only the topical medium without analgesic to control for an effect of the topical medium alone. The presence of analgesia is determined by the latency to respond to the heat stimulus or by response to touch or pressure.

Pharmacological activities of compounds of the present invention are shown in Tables I, II, III and IV in which K_i: nM (³H-diprenorphin and ³H-U-69, 593) show in vitro binding assay results as described in “(a) In vitro binding assay (Primary Screen); and A₅₀ (μg); i.paw show in vivo formalin-induced nociception results as described in “(c) In vivo evaluation of formalin-induced nociception”.

TABLE I

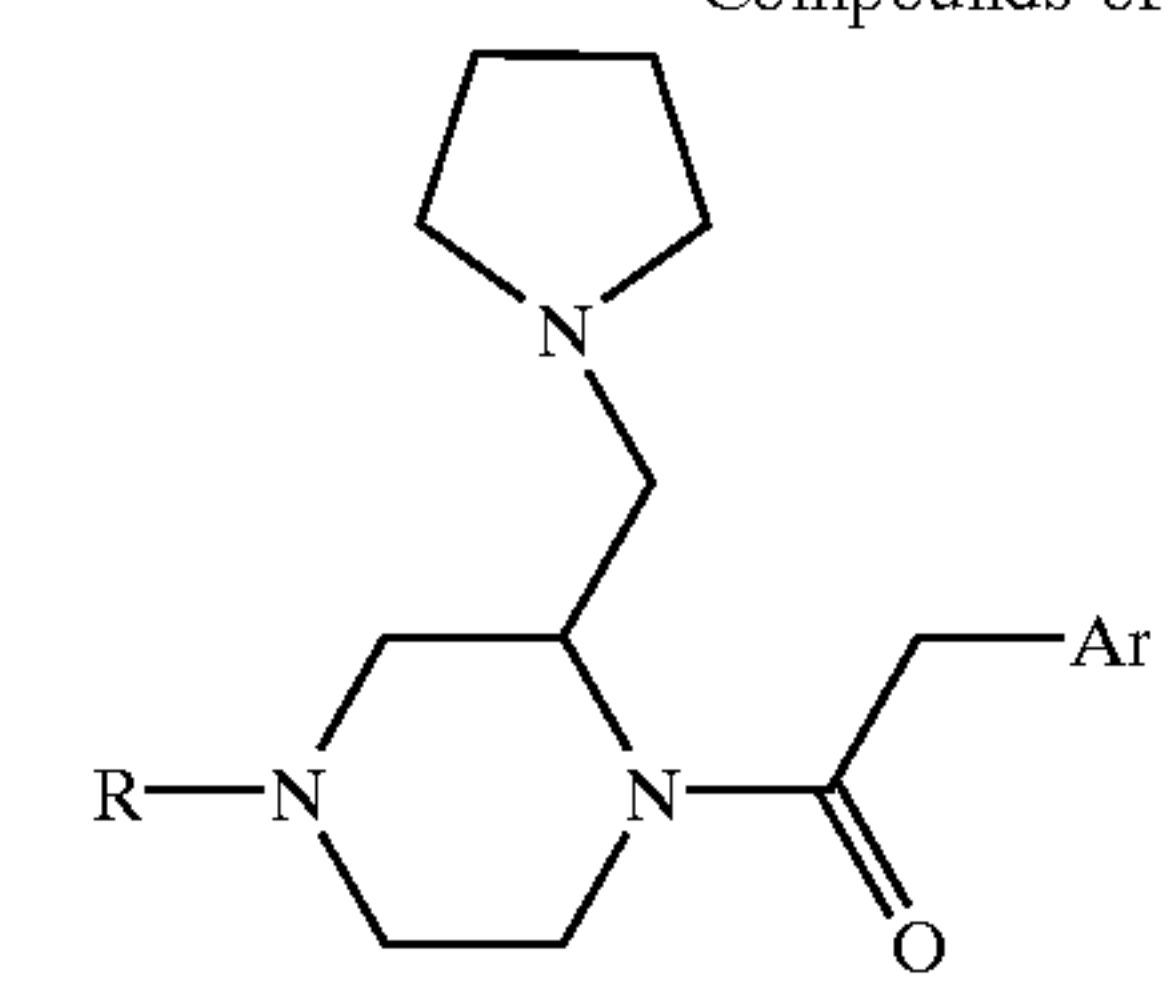
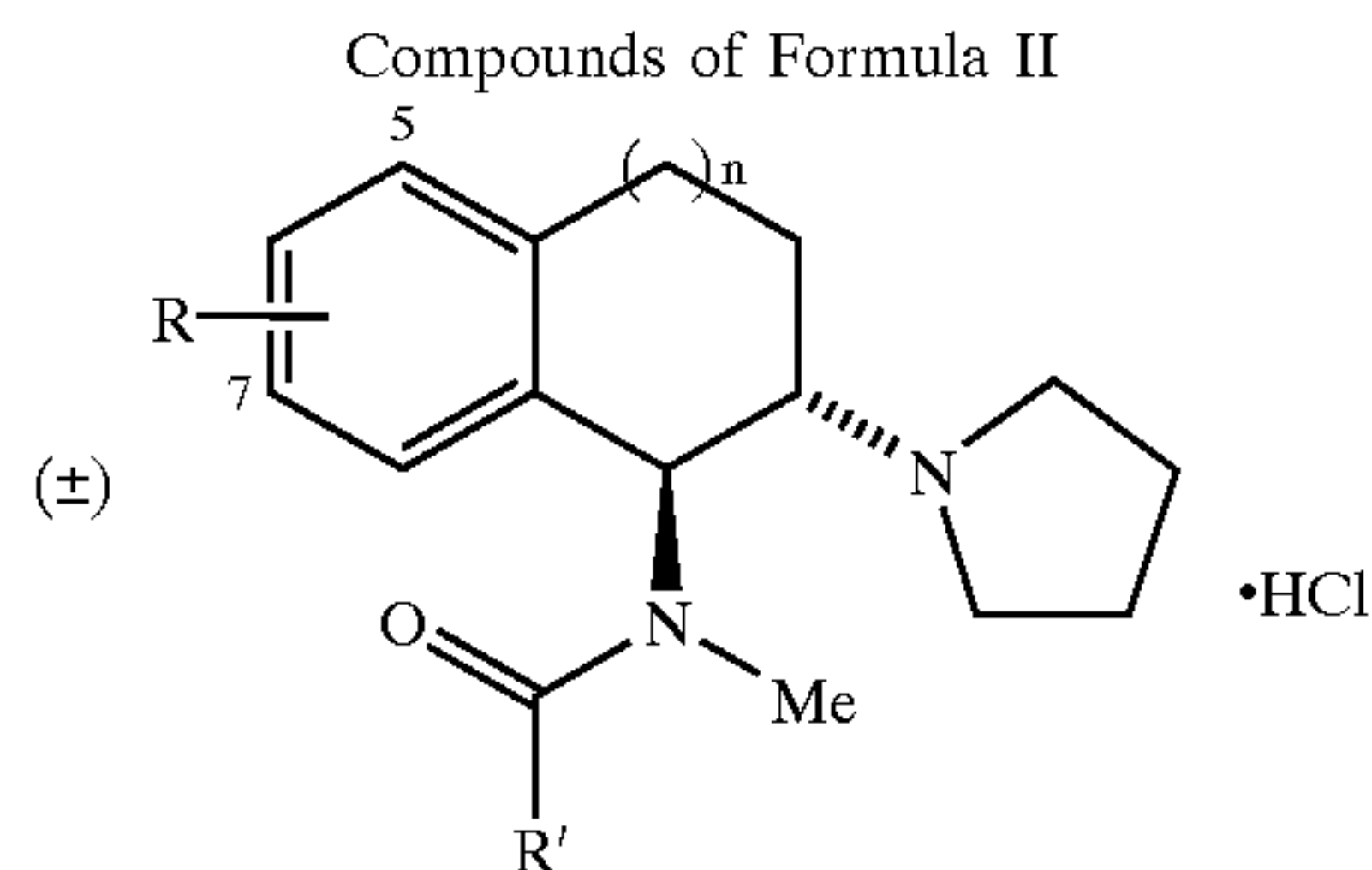
Compounds of Formula I					
Compounds	R	Ar	K _i , nM		Late Phase
			³ H-Diprenorphin	³ H-U-69, 593	Formalin
					A ₅₀ (mg); i.paw
GR 89696 (R)	CO ₂ CH ₃	3,4-Cl ₂	0.095, 0.10	1.6, 1.5	0.35(0.20–0.62)
ADL-01-0143-6 (R-1)	Bn	3,4-Cl ₂	57, 38	9.3	53% @ 300
ADL-01-0047-9 (R-2)	H	3,4-Cl ₂	14, 17	1.5, 1.3	57% @ 300
ADL-01-0039-6 (R-3a)	SO ₂ CH ₃	3,4-Cl ₂	0.2, 1.3	0.19, 0.5	14(5.6–29)
ADL-01-0040-4 (R-3b)	CH ₂ CO ₂ t-Bu	3,4-Cl ₂	30% @ 1 uM	75% @ 1 uM	75% I @ 1 μM
ADL-01-0042-0 (R-3c)	CH ₂ CO ₂ H	3,4-Cl ₂	62% @ 1 uM	23, 21	26% @ 300
ADL-01-0048-7 (R-3d)		3,4-Cl ₂	36% @ 1 uM	379, 249	Not tested.

TABLE II

Compounds of Formula II					
Compounds	R, n	R'	K _i (nM) k [³ H] Diprenorphin	K _i (nM) k [³ H]U69,593	Late Phase Formalin A ₅₀ (mg)
ADL-01-0017-2	7- $\overline{\text{OCH}_3}$, n = 1		4.7	0.8	44% @ 300
ADL-01-0020-6	7-OCH ₃ , n = 1		142	20	124
ADL-01-0018-0	7-OH, n = 1		0.6	0.18	7
ADL-01-0021-4	7-OH, n = 1		549	432	Not tested
ADL-01-0019-8	7-OCH ₂ CO ₂ H, n = 1		40	7	39% @ 300
ADL-01-0029-7	7-NO ₂ , n = 1		2.8	0.8	65
ADL-01-0034-7	7-NO ₂ , n = 1		57% @ 1 mM	12.8	40% A @ 300
ADL-01-0031-3	7-NO ₂ , n = 1		9.6	0.7	891
ADL-01-0032-1	7-NH ₂ , n = 1		2.2	0.35	19

TABLE II-continued



Compounds	R, n	R'	K_i (nM) k [^3H] Diprenorphin	K_i (nM) k [^3H]U69,593	Late Phase Formalin A_{50} (mg)
ADL-01-0052-9	7-N(CH ₂ CO ₂ Et) ₂ , n = 1		4.6	0.68	37% A @ 300
ADL-01-0037-0	7-N(CH ₂ CO ₂ tBu) ₂ , n = 1		7.4	2.8 nM	155
ADL-01-0044-6	7-N(CH ₂ CO ₂ H) ₂ , n = 1		3.8	0.68	232
ADL-01-0070-1	7-NH(CH ₂) ₂ PO ₃ Et ₂ , n = 1		6.2	2.2	Not tested.
ADL-01-0053-7	7-NHPO ₃ Et ₂ , n = 1		2.4	0.6	34
ADL-01-0090-9	7-SO ₂ NCH ₃ Bn, n = 1 6-OMe		48	8.0	Not tested.
ADL-01-0099-0	7-SO ₂ NCH ₃ Bn, n = 1		200	40	Not tested.
ADL-01-0051-1	-H, n = 2		8.4	2.8	21% A @ 300
ADL-01-0107-1	R=H, n = 0		12	2.0	80% @ 300
ADL-01-0109-7	R=H, n = 0		46% @ 1 mM	29	Not tested.

TABLE II-continued

Compounds of Formula II

Compounds	R, n	R'	K _i (nM) k [³ H] Diprenorphin	K _i (nM) k [³ H]U69,593	Late Phase Formalin A ₅₀ (mg)
ADL-01-0108-9	R=H, n = 0		29% @ 1 mM	146	Not tested.
ADL-01-0104-8	R=H, n = 0		5.7	0.74	Not tested.
ADL-01-0106-3	R=H, n = 0		75% @ 1 mM	9	Not tested.
ADL-01-0105-5 (±)-Niravoline	R=H, n = 0		13	1.8	90% @ 300

TABLE III

Compounds of Formula III

Compounds	X	R	R'	K _i (nM) k [³ H]Diprenorphin	K _i (nM) k [³ H]U69,593	Late Phase Formalin A ₅₀ (mg)
ADL-01-0004-0	—H	—NO ₂ (3–5% p-NO ₂)		0.65	0.25	16
ADL-01-0030-5	—H	—H		2.9, 9.0	0.7, 1.0	29

TABLE III-continued

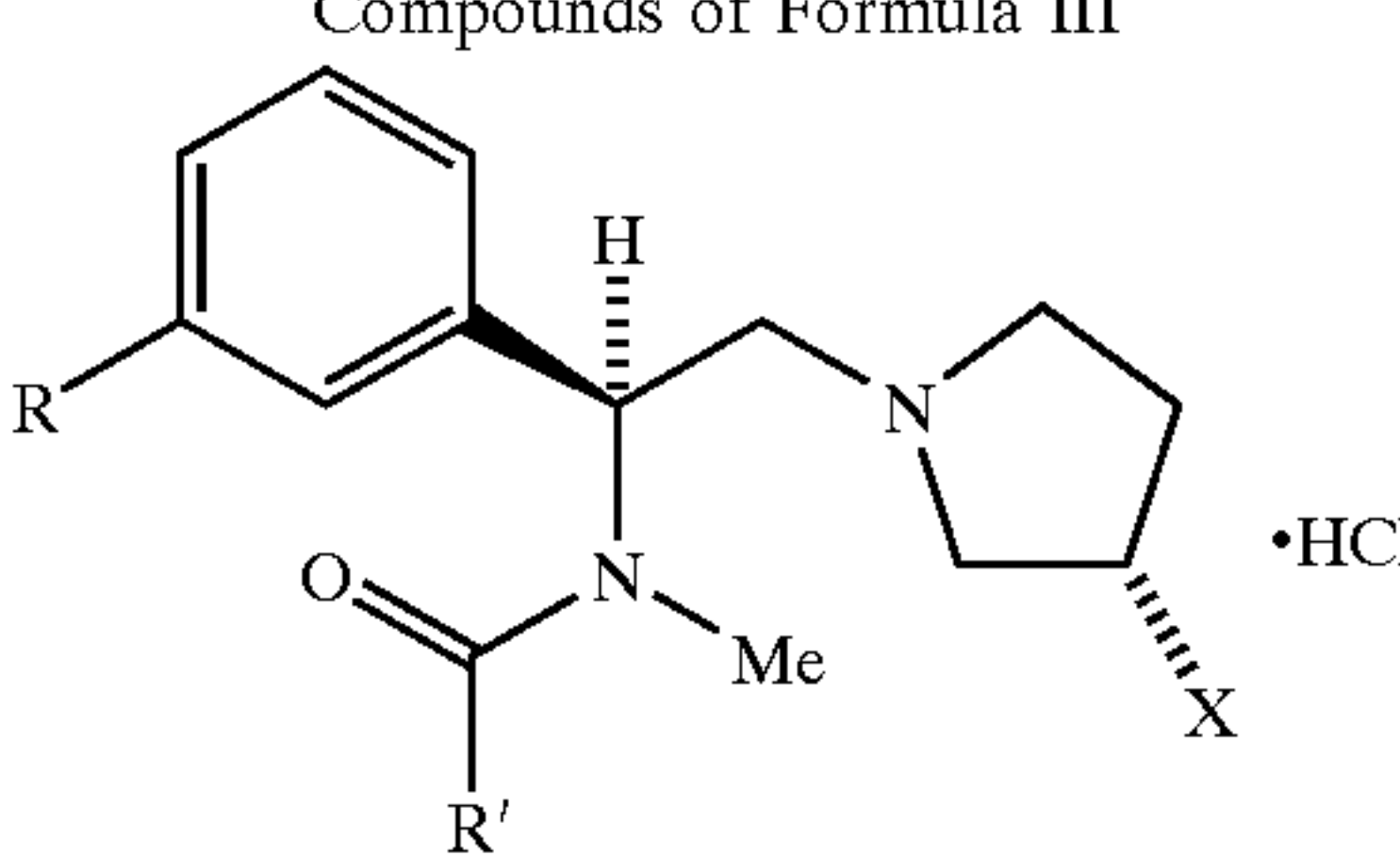
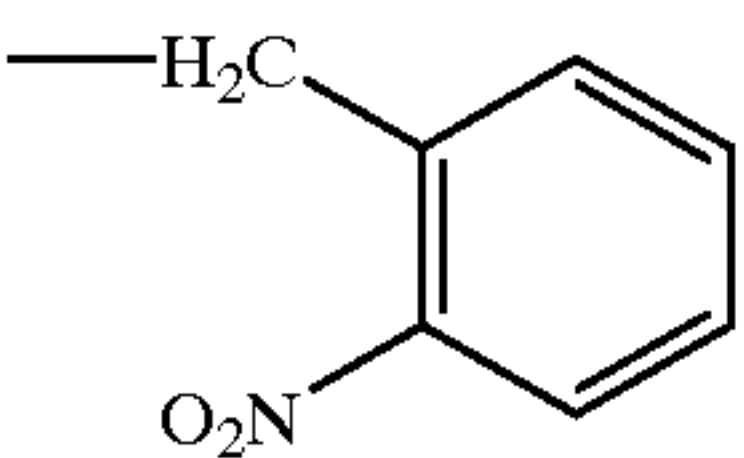
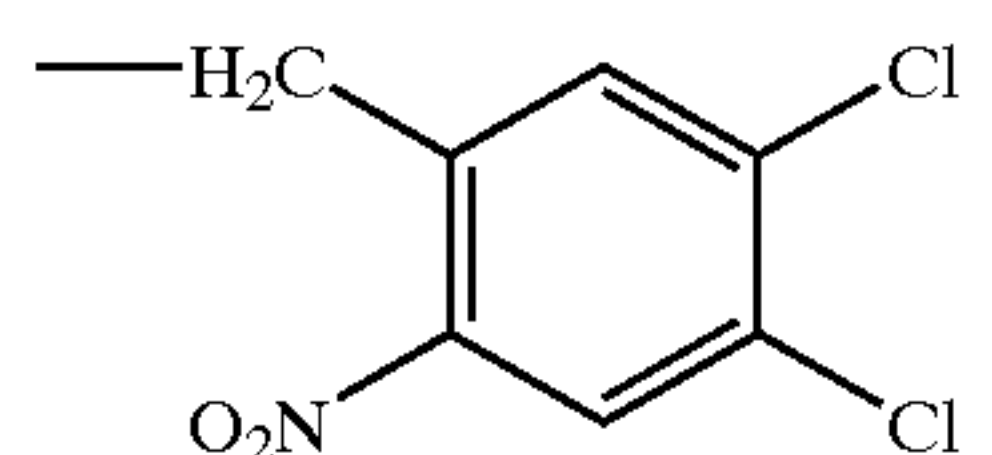
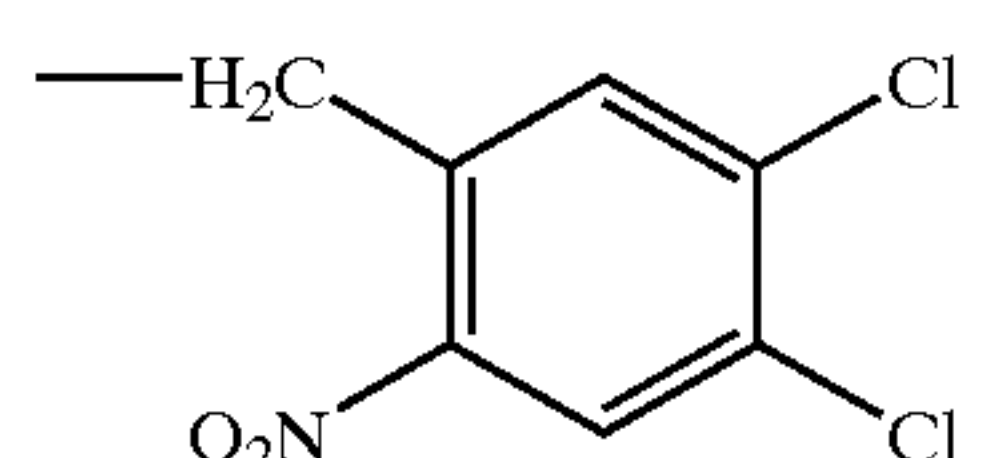
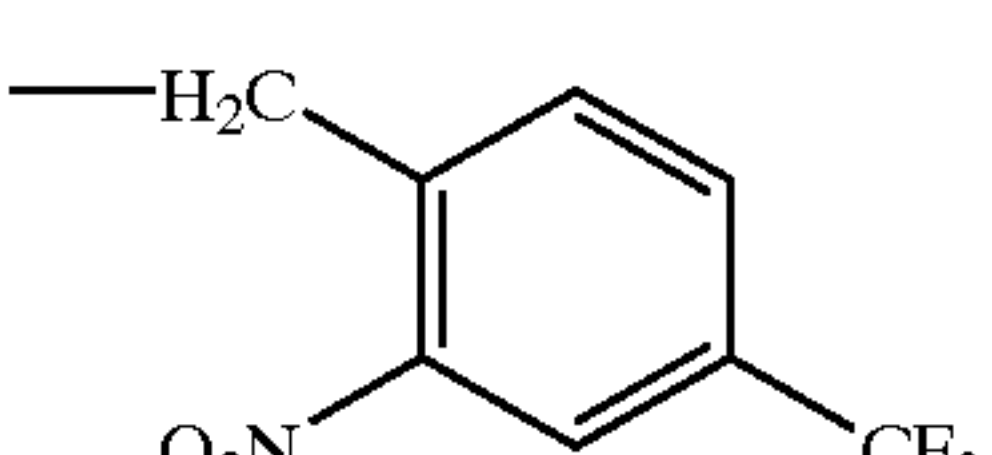
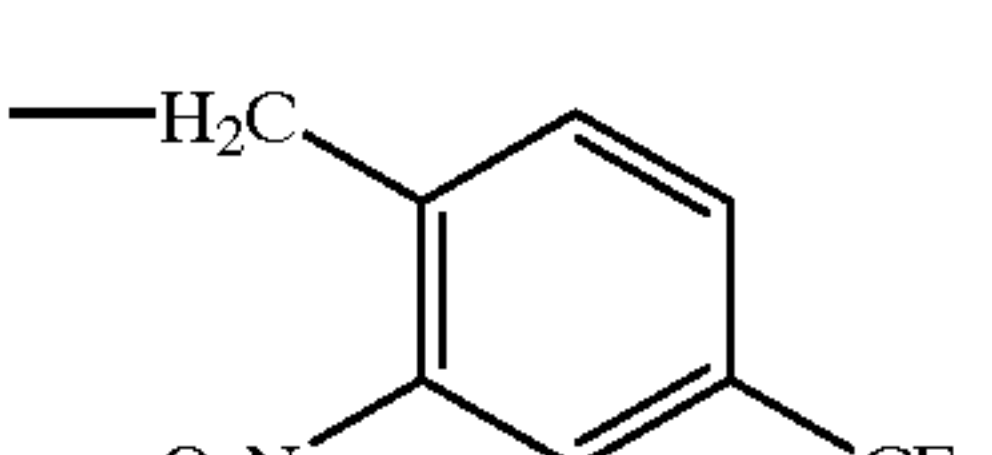
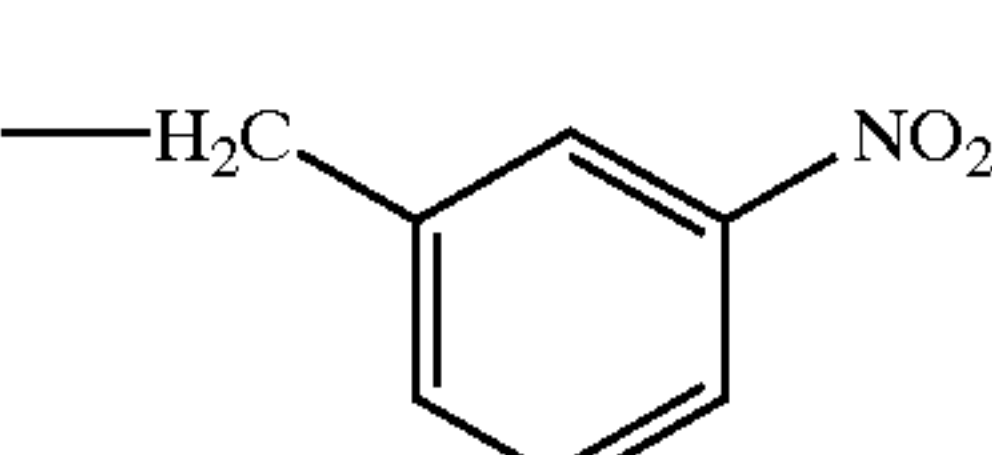
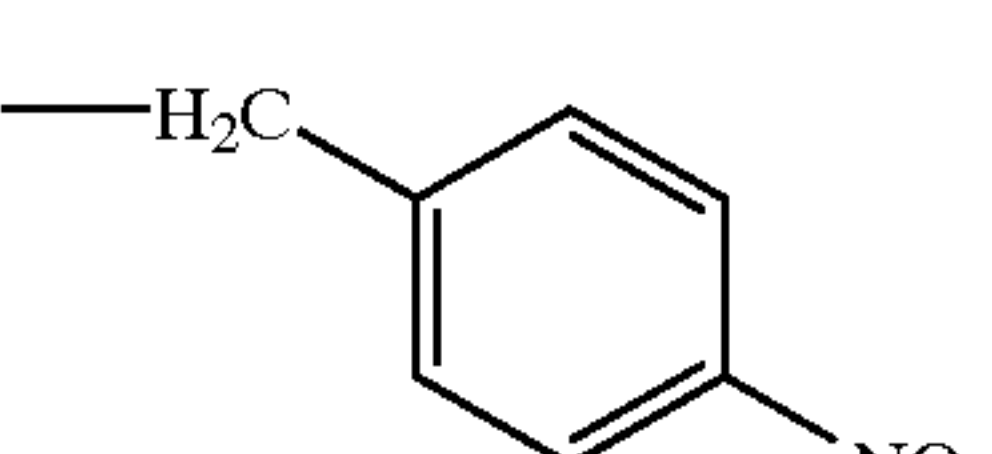
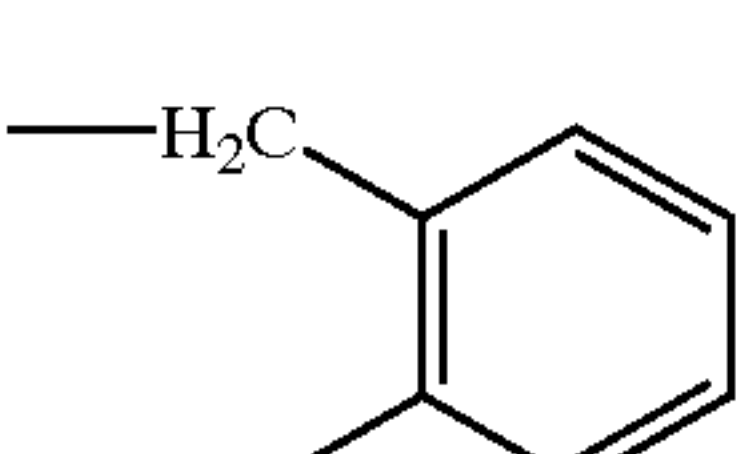
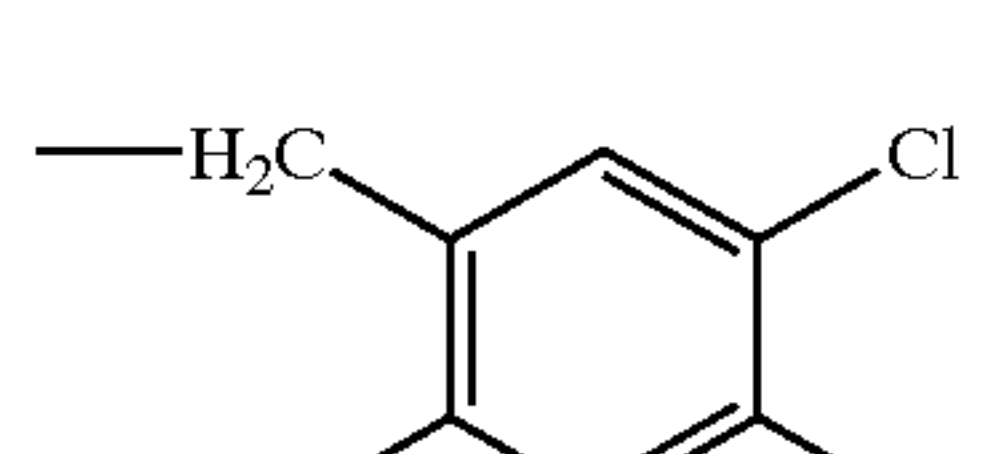
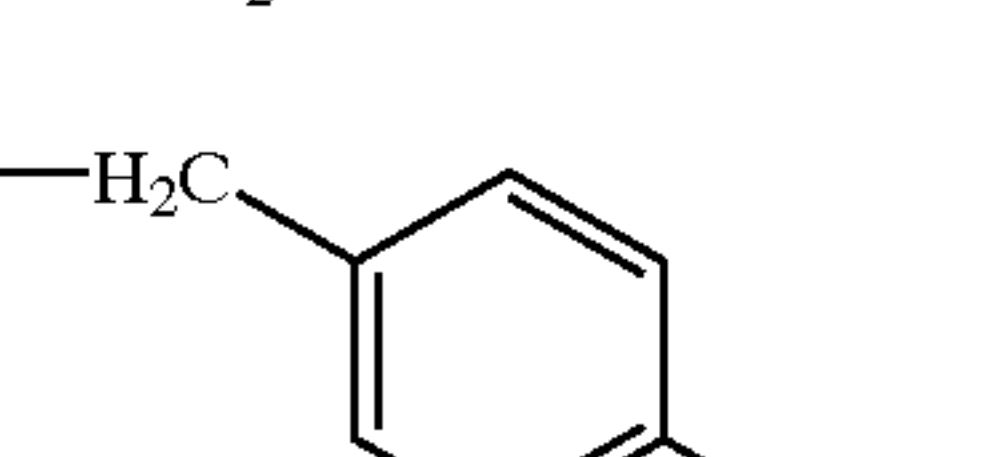
Compounds of Formula III						
						
Compounds	X	R	R'	K _i (nM) k [³ H]Diprenorphin	K _i (nM) k [³ H]U69,593	Late Phase Formalin A ₅₀ (mg)
ADL-01-0055-2	—OH	R=H		0.61	0.085	15
ADL-01-0033-9	—H	—H		0.2	0.1	5.3
ADL-01-0056-0	—OH	R=H		0.09	0.07	2.7 mg/ms (i-paw) 0.18 mg/kg (sc)
ADL-01-0062-8	—H	—H		0.20	0.26	27
ADL-01-0067-7	—OH	R=H		0.16	0.11	97% @ 300
ADL-01-0084-2	—H	—H		0.28	0.08	95% A @ 300
ADL-01-0079-2	—H	—H		24% @ 1 mM	1.35	Not tested.
ADL-01-0115-4	—H	—NO ₂		35	3.2	Not tested.
ADL-01-0128-7	—H	—NO ₂		0.3	0.07	Not tested.
ADL-01-0129-5	—H	—NO ₂		31	1.5	Not tested.

TABLE III-continued

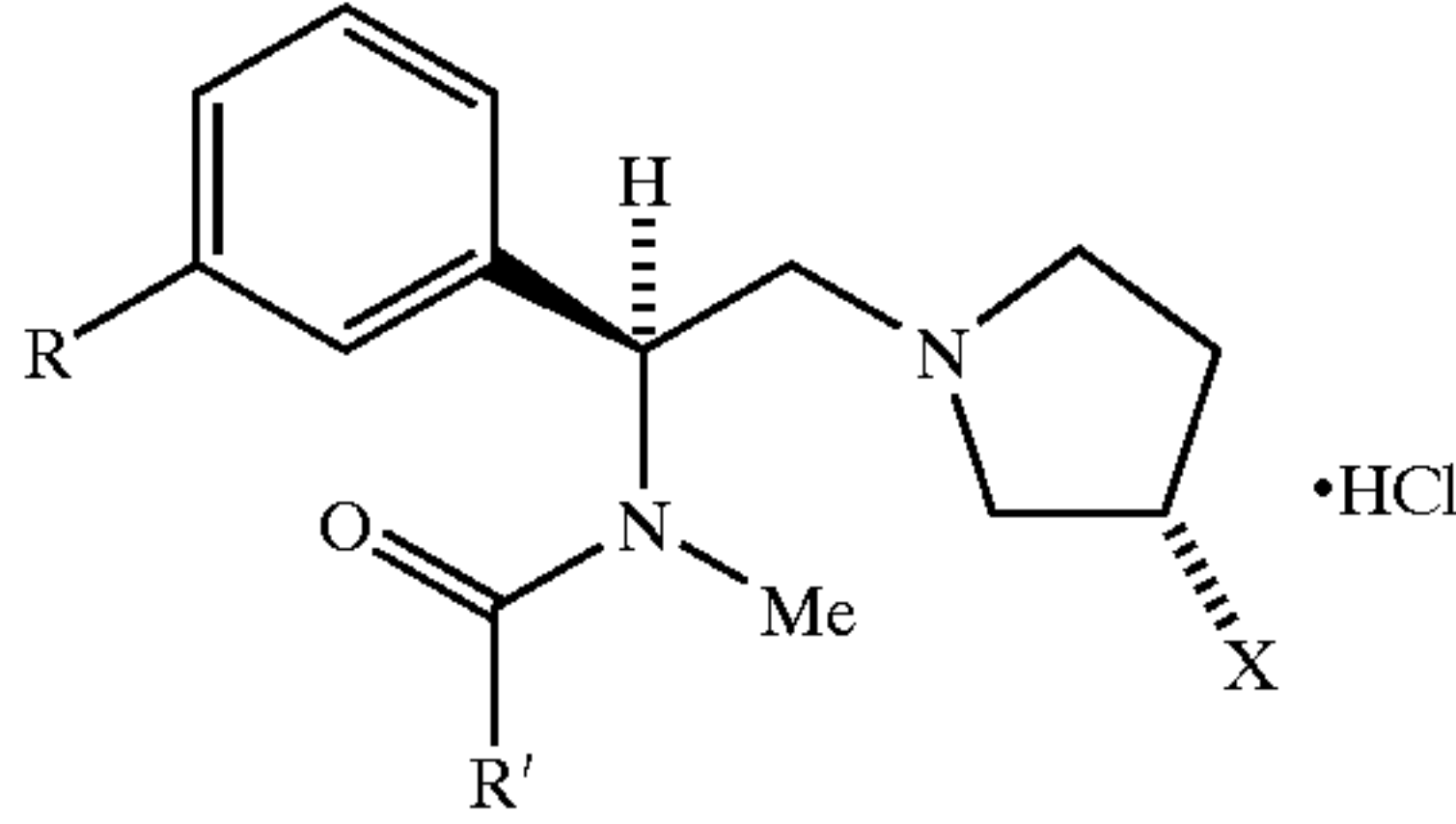
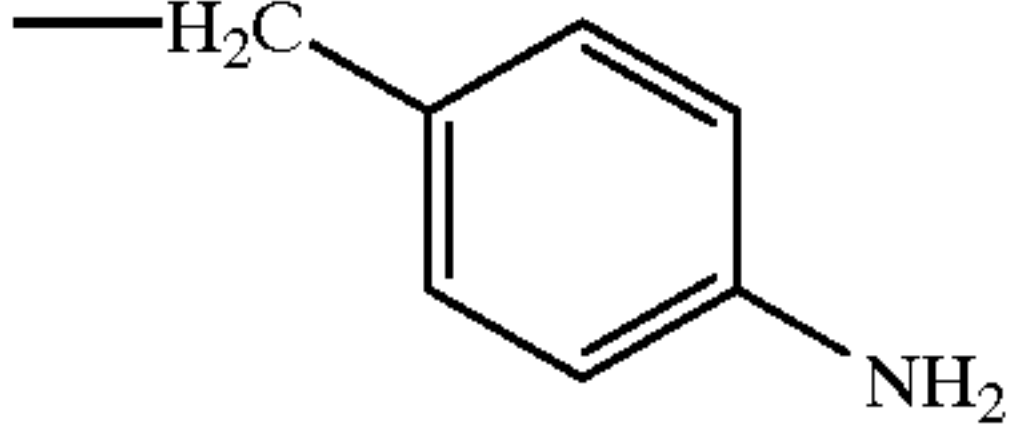
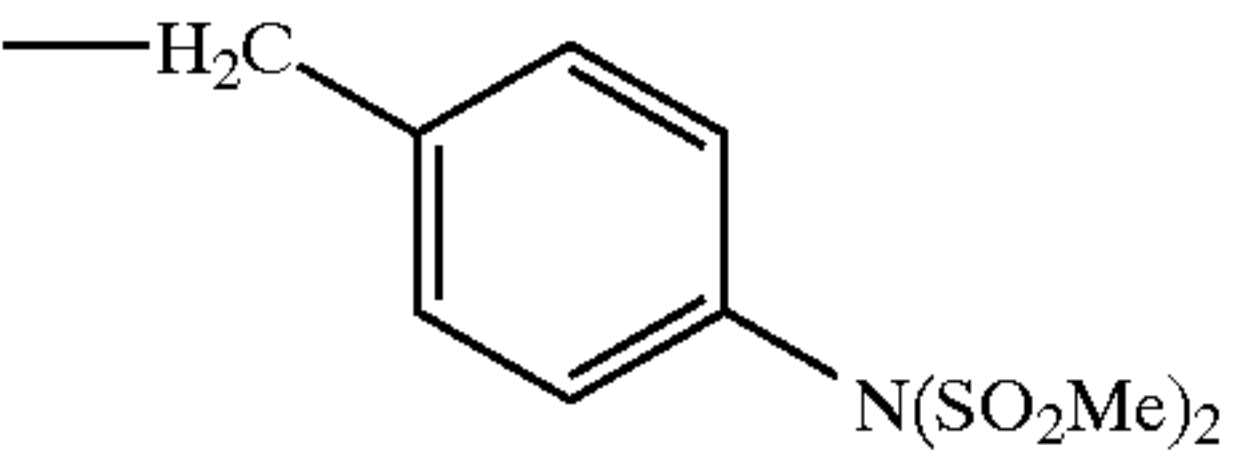
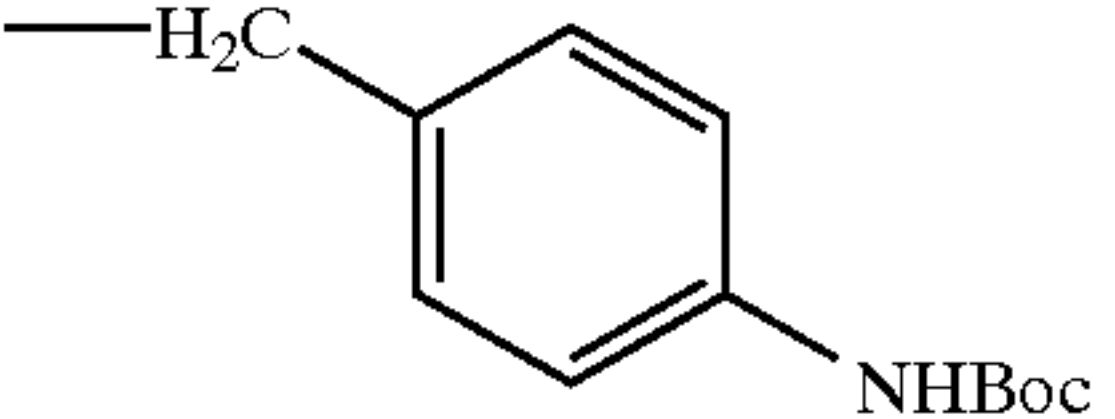
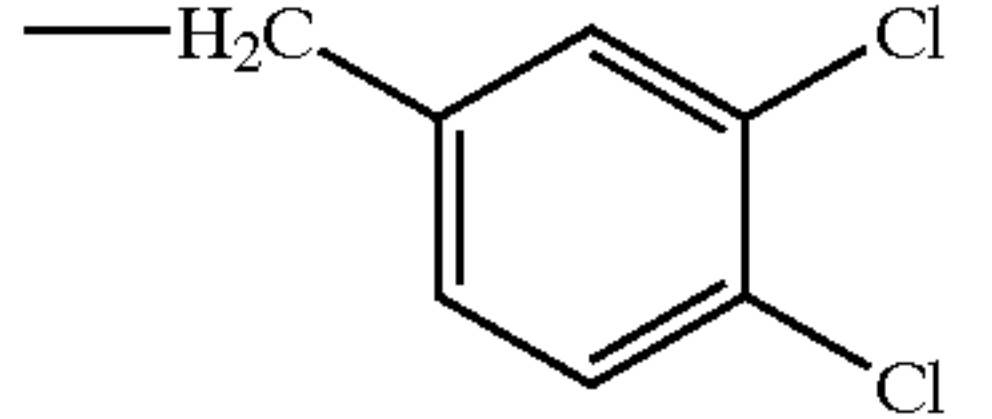
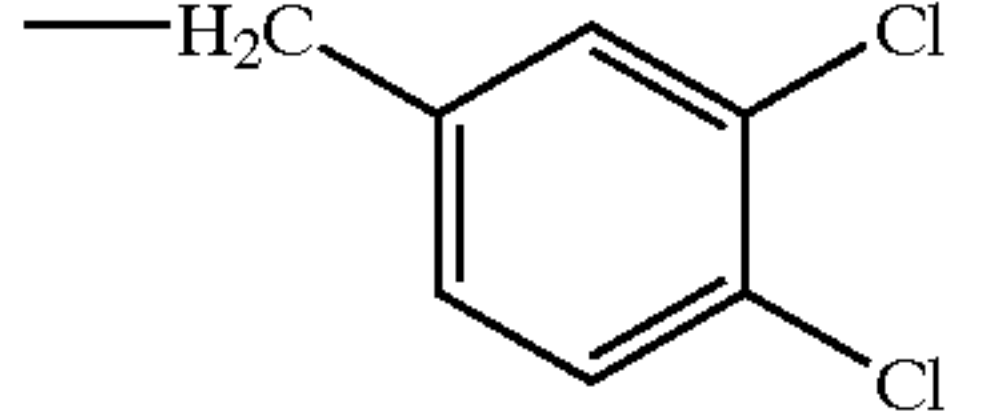
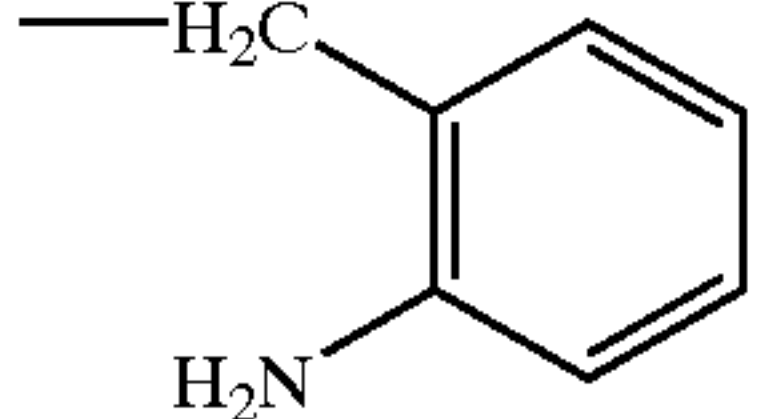
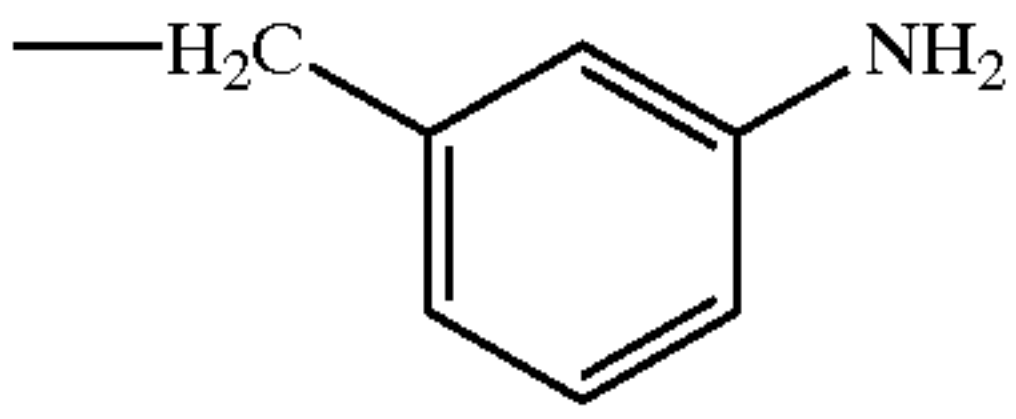
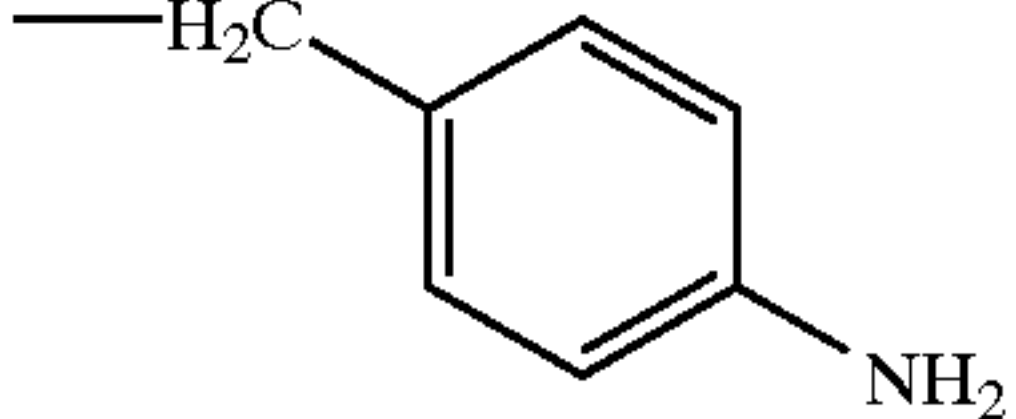
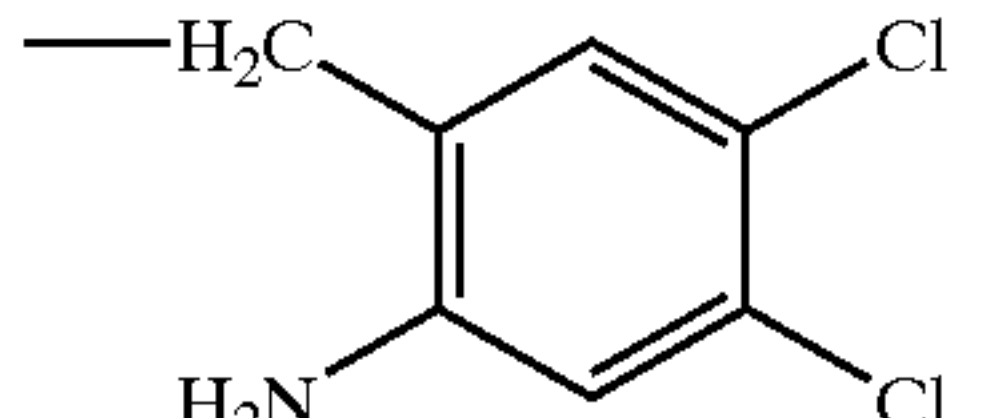
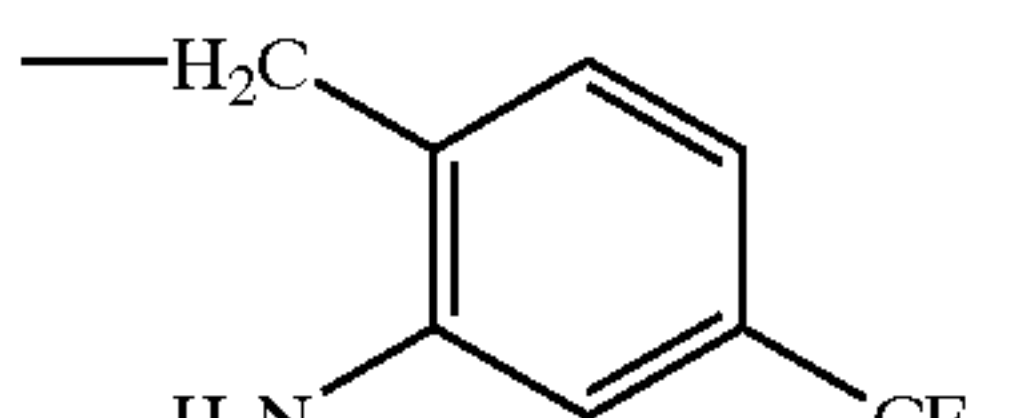
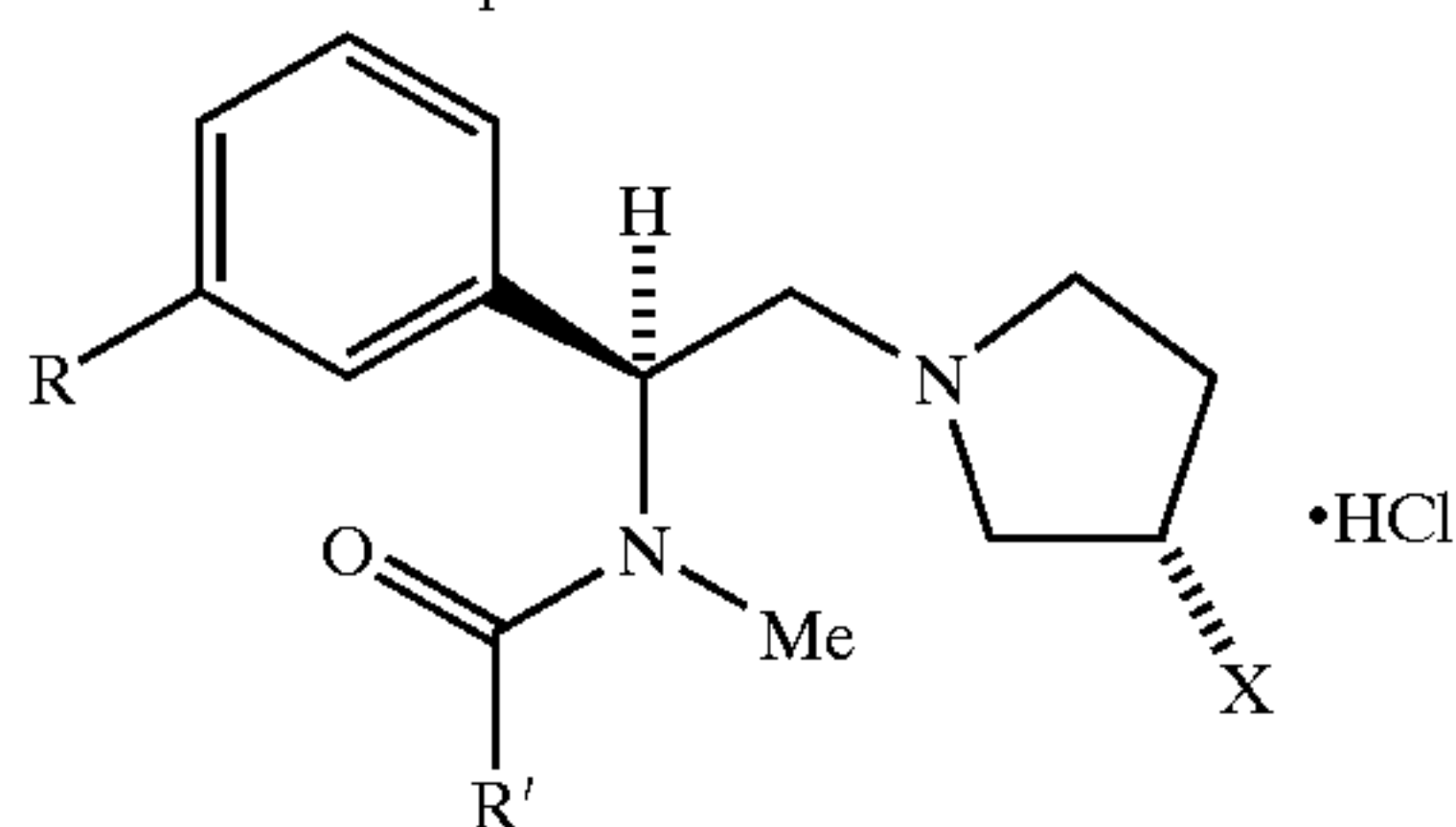
Compounds of Formula III						
						
Compounds	X	R	R'	K _i (nM) k [³ H]Diprenorphin	K _i (nM) k [³ H]U69,593	Late Phase Formalin A ₅₀ (mg)
ADL-01-0132-9	—H	—NO ₂		76% @ 1 mM	6.4	Not tested.
ADL-01-0133-7	—H	—NO ₂		25% @ 1 mM	79% @ 1 mM	Not tested.
ADL-01-0138-6	—H	—NO ₂		19% @ 1 mM	168	Not tested.
ADL-01-0005-7	—H	2,3-Br ₂ 4-NH ₂		9.4	4.25	306
ADL-01-0007-3	—H	—NH ₂		0.14	0.04	0.4
ADL-01-0024-8	—H	—H		8.15	1.45	65
ADL-01-0089-1	—H	—H		13	0.85	58% @ 300
ADL-01-0103-0	—H	—H		22	1.8	52% @ 300
ADL-01-0035-4	—H	—H		0.10	0.055	7
ADL-01-0068-5	—H	—H		0.09	0.10	0.02 mg/Kg (s.c.)

TABLE III-continued

Compounds of Formula III



Compounds	X	R	R'	K _i (nM) k [³ H]Diprenorphin	K _i (nM) k [³ H]U69,593	Late Phase Formalin A ₅₀ (mg)
ADL-01-0076-8	—OH	R=H		0.18	0.12	0.02 mg/kg sc
ADL-01-0113-9	—H	—NH ₂		20	2.6	81% @ 300
ADL-01-0059-0 (EMD 60400)	—OH	R=H		0.8	0.175	33
ADL-01-0136-0	—H	—NH ₂		61% @ 1 mM	43	Not tested.
ADL-01-0008-1	—H	—NH-a-D-Asp		3.65	1.05	72
ADL-01-0009-9	—H	—NH-a-L-Asp		1.9	0.5	9.1
ADL-01-0010-7	—H	—NH-a-L-(Asp) ₂		2.0	0.67	14
ADL-01-0006-5	—H	—NH-b-L-Asp		2.3	0.7	47
ADL-03-1066	—H	—NH-g-D-Glu				62
ADL-01-0011-5	—H	—N(SO ₂ Me) ₂		6.45	1.2	58

TABLE III-continued

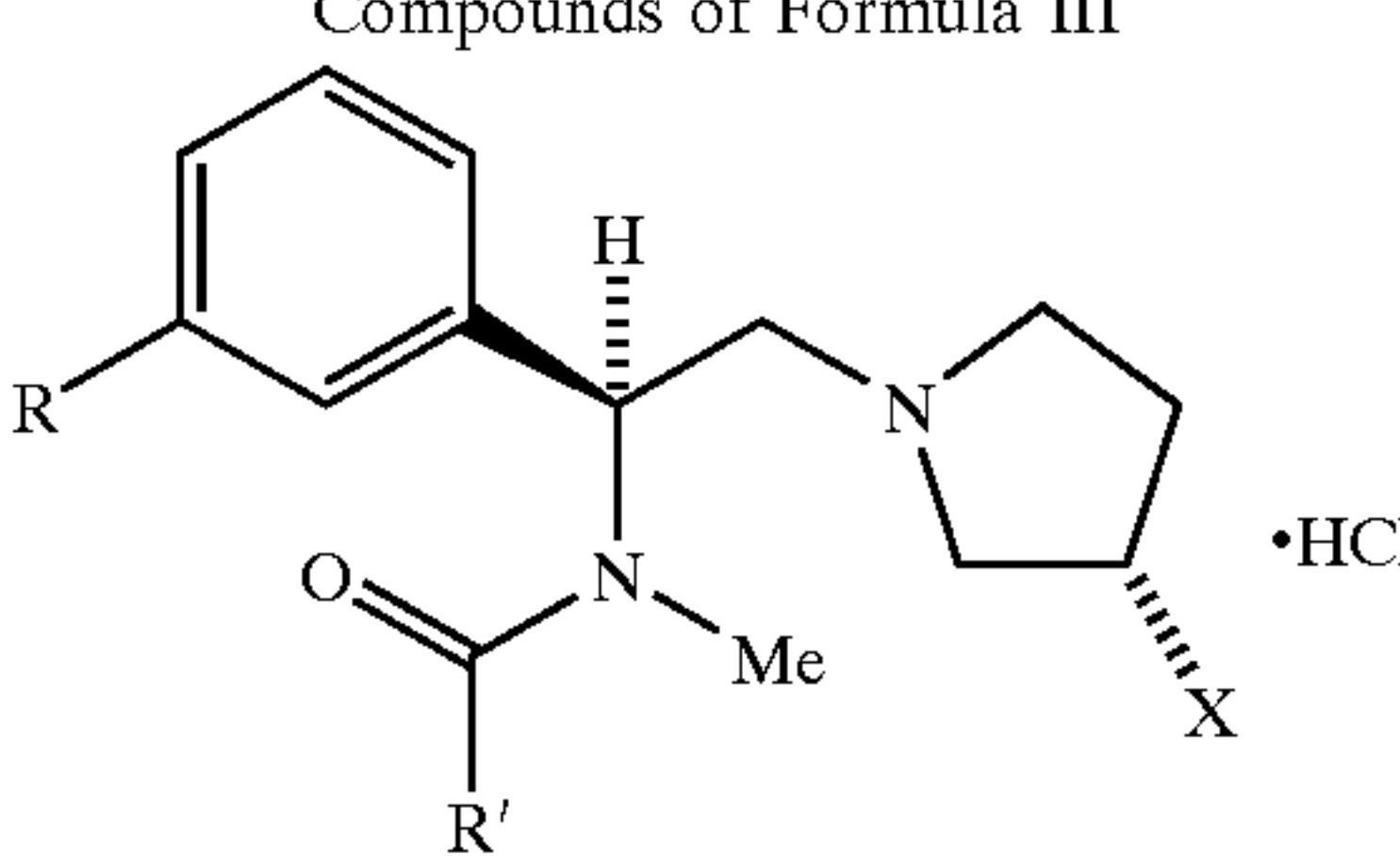
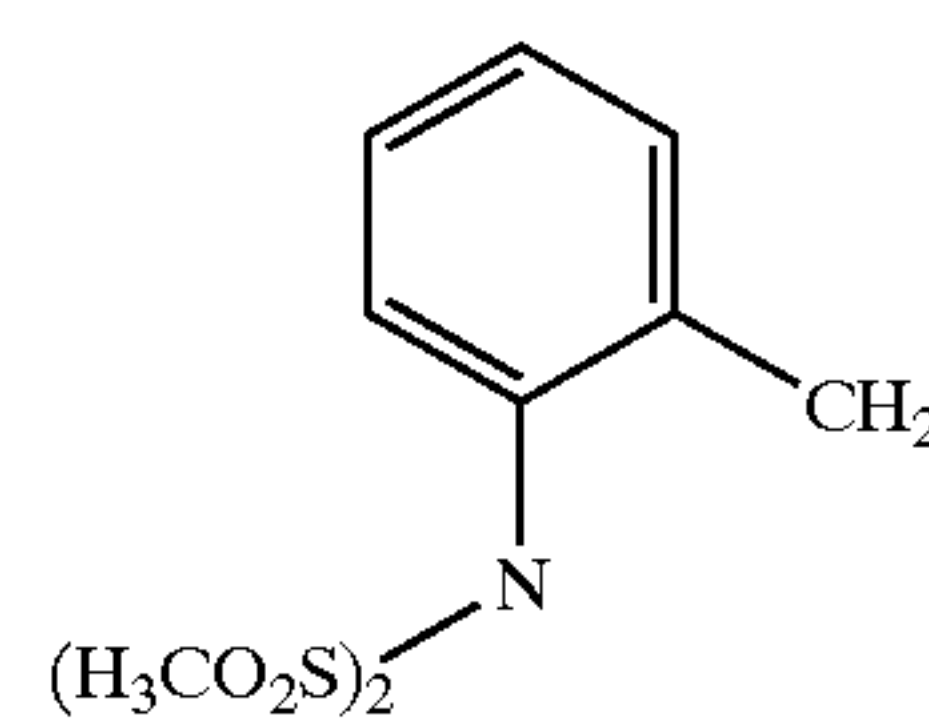
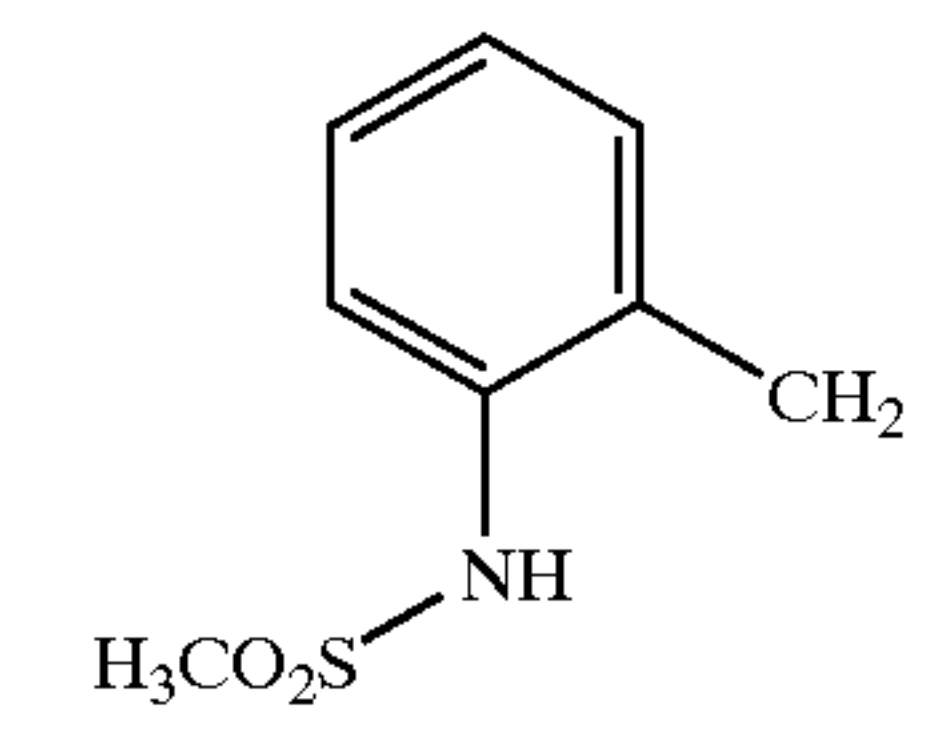
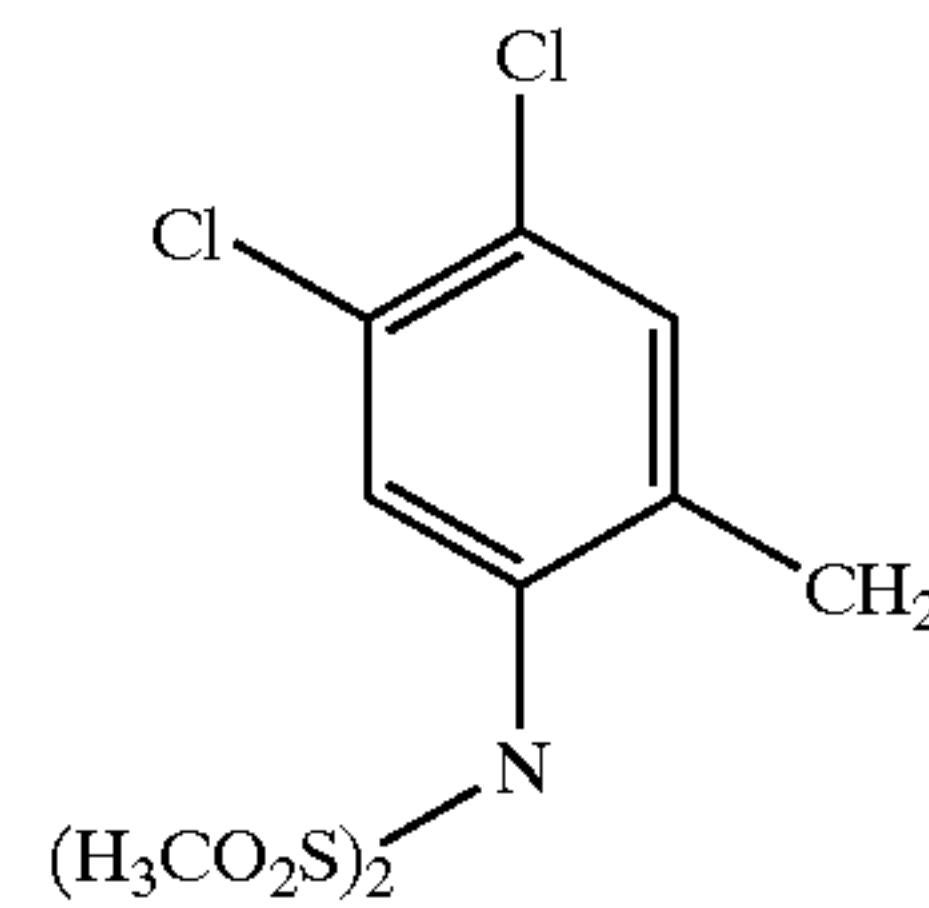
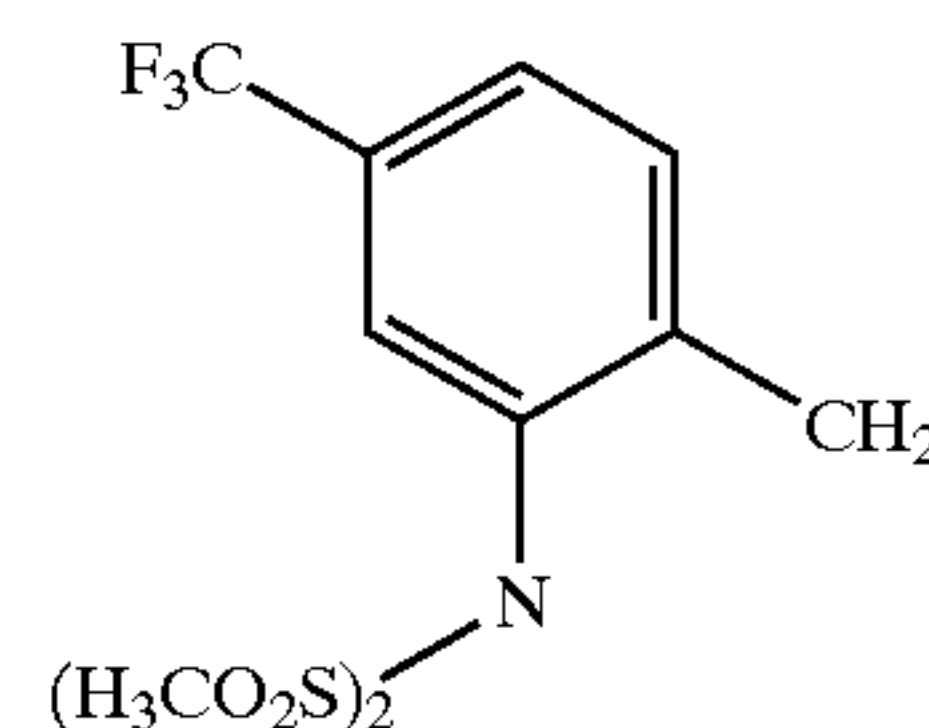
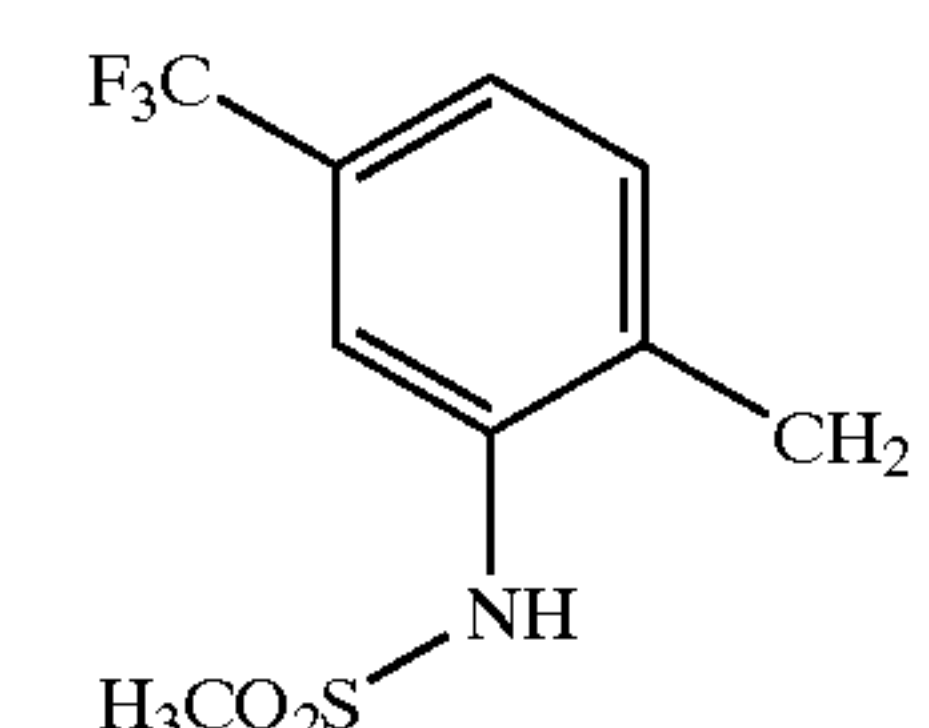
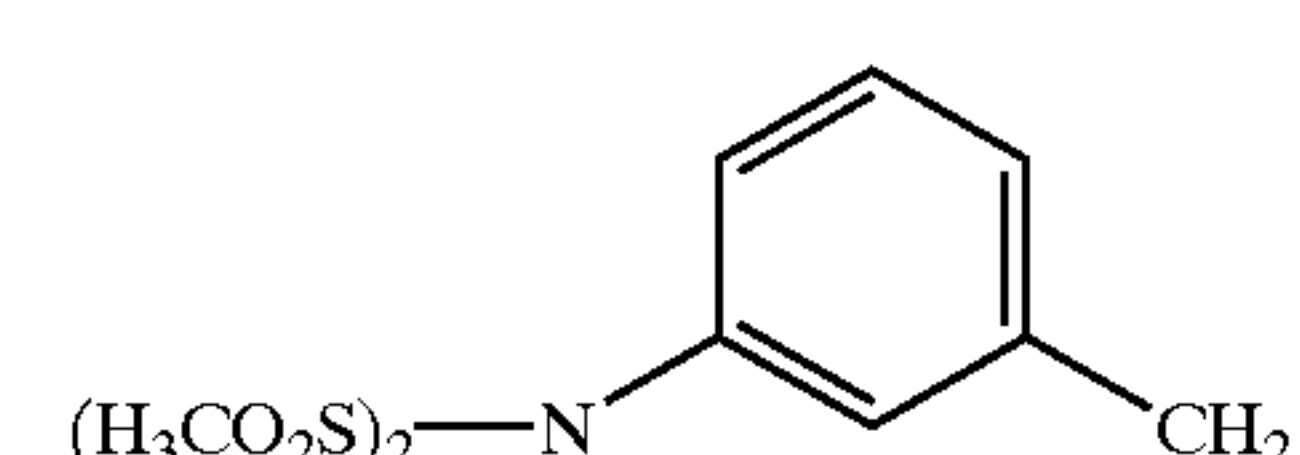
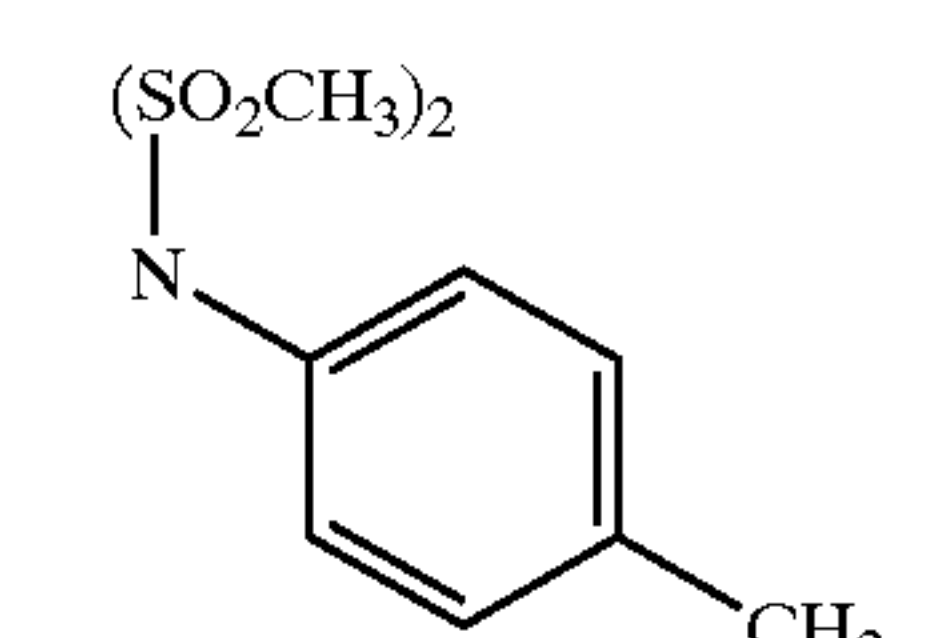
Compounds of Formula III						
						
Compounds	X	R	R'	K _i (nM) k [³ H]Diprenorphin	K _i (nM) k [³ H]U69,593	Late Phase Formalin A ₅₀ (mg)
ADL-01-0060-2	—H	—H		57% @ 1 mM	6.4, 8.9	17
ADL-01-0075-0	—H	—H		54, 40	6.8, 3.5	8.8 mg/Kg (s.c.)
ADL-01-0050-3	—H	—H		0.38, 0.45	0.01, 0.09	28
ADL-01-0069-3	—H	—H		0.83, 0.49	0.29, 0.43	Not tested.
ADL-01-0077-6	—H	—H		2.2, 3.8	0.64, 0.38	Not tested.
ADL-01-0112-1	—H	—H		63% at 1 mM	10.8	91% @ 300
ADL-01-0127-9	—H	—H		198	32	Not tested.

TABLE III-continued

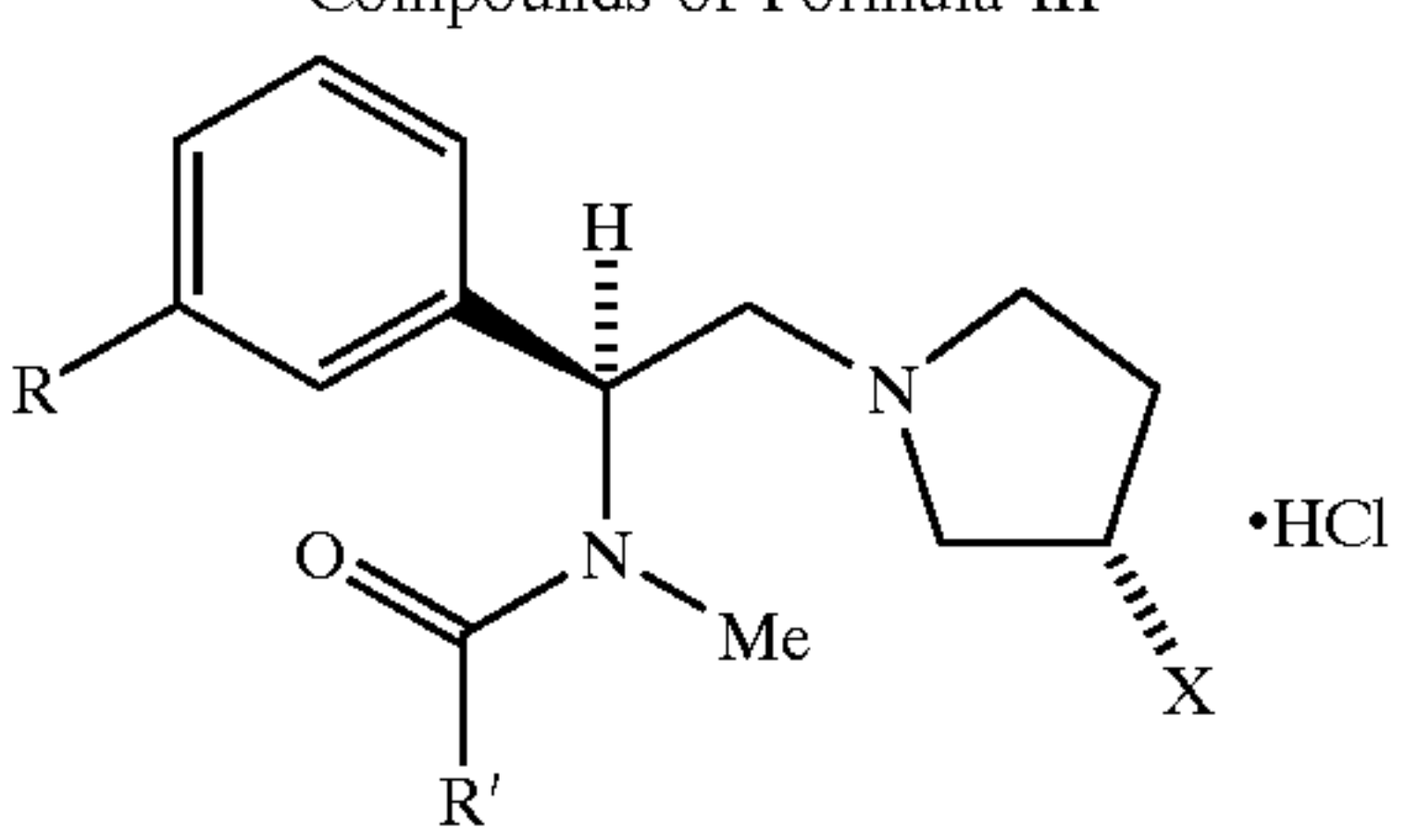
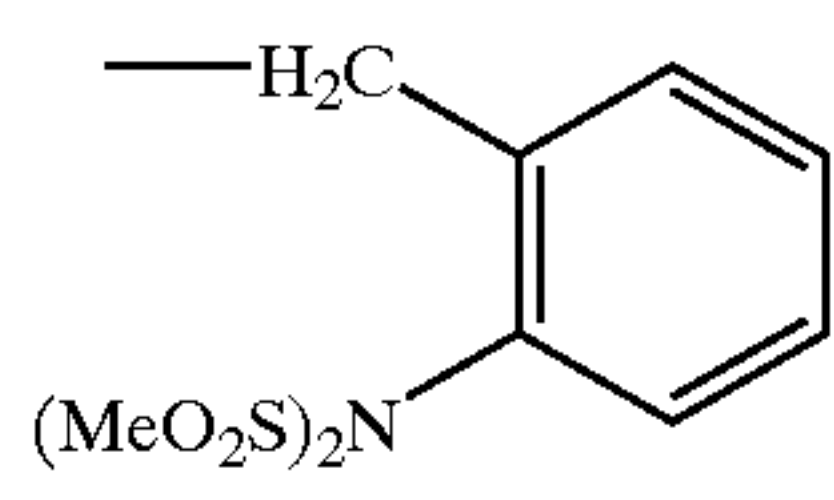
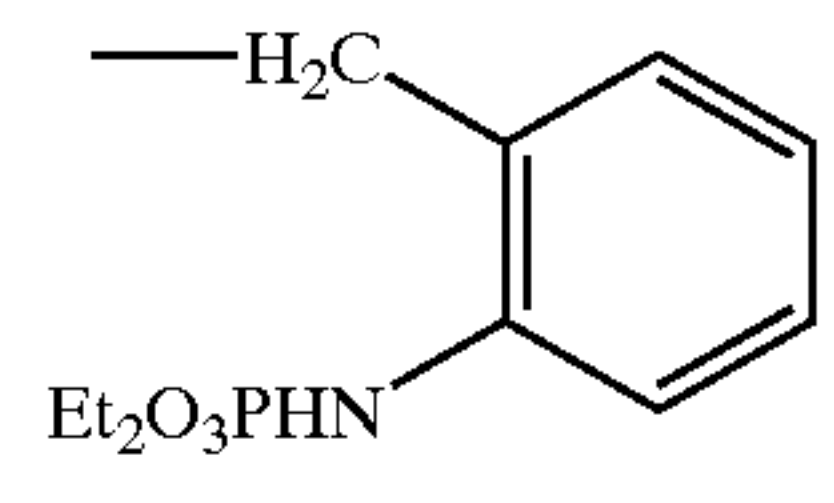
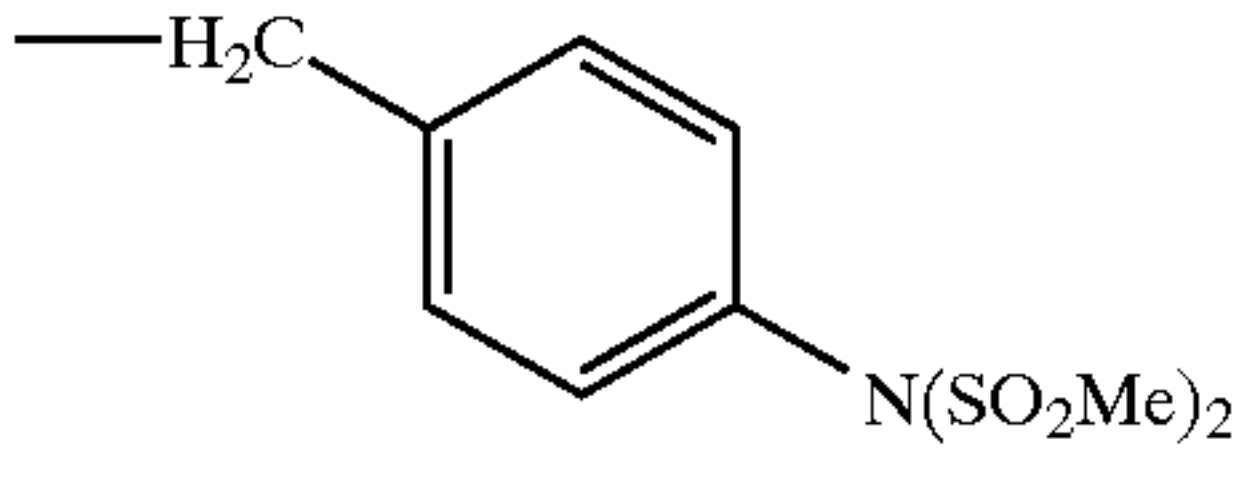
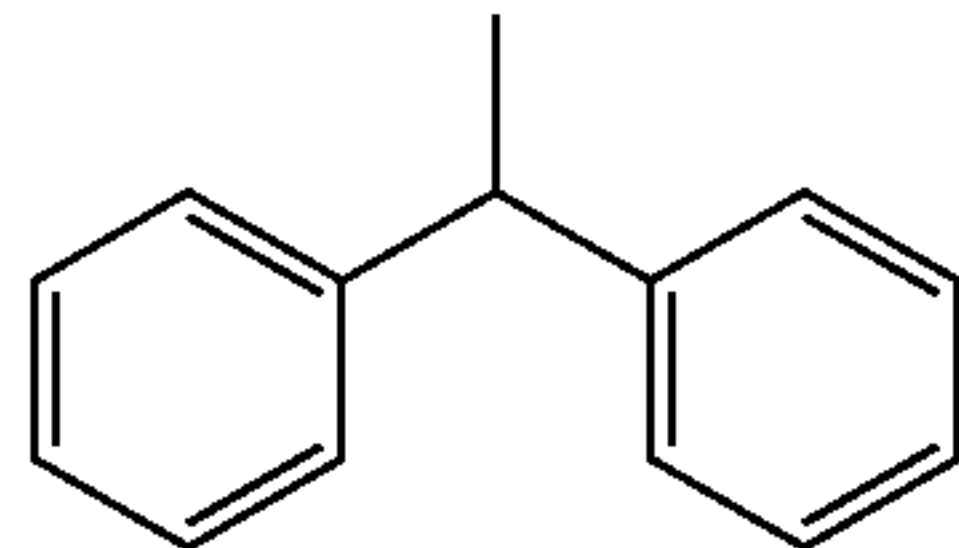
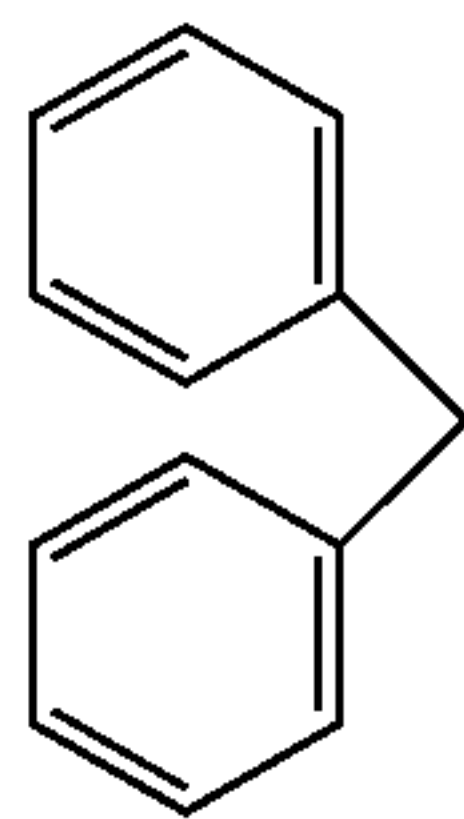
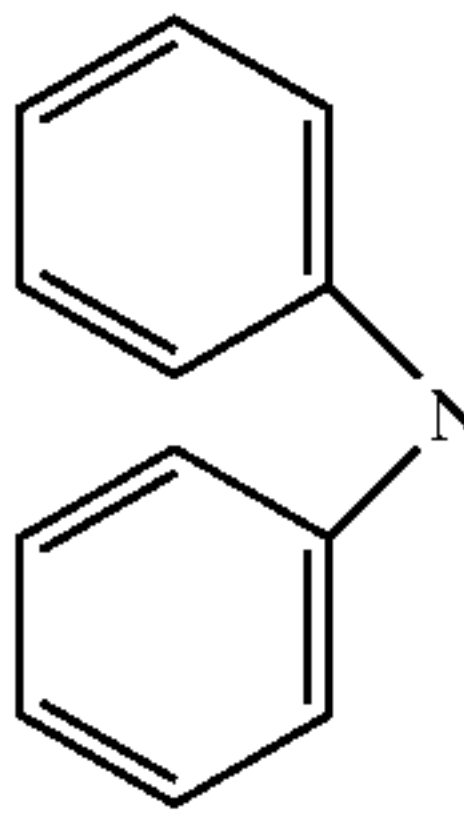
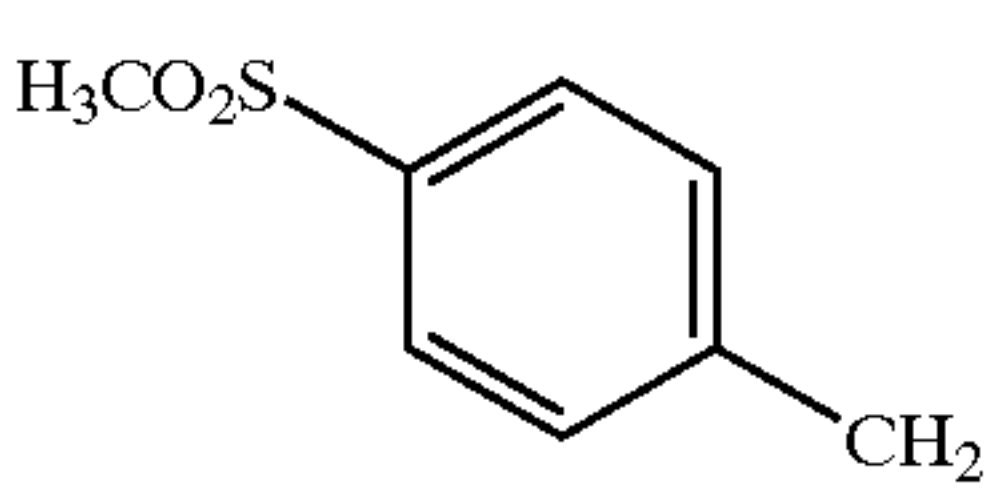
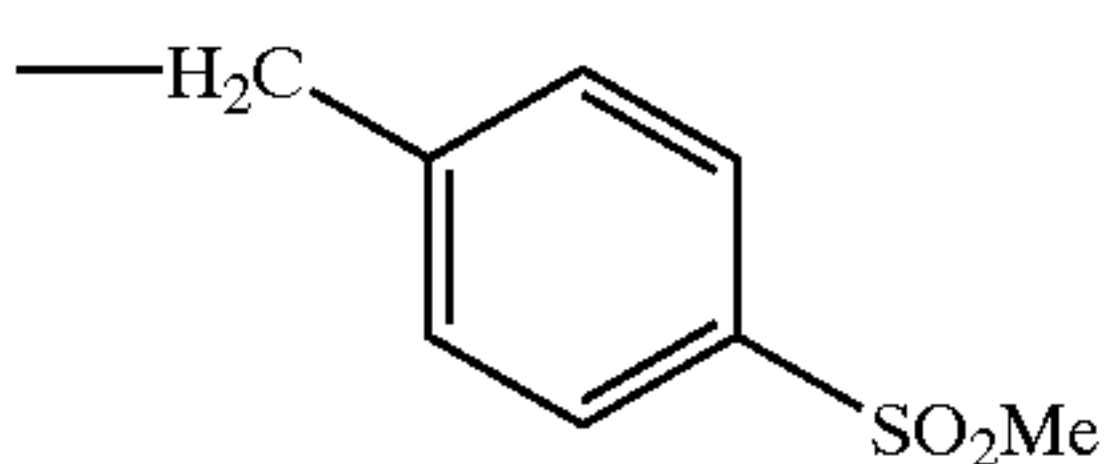
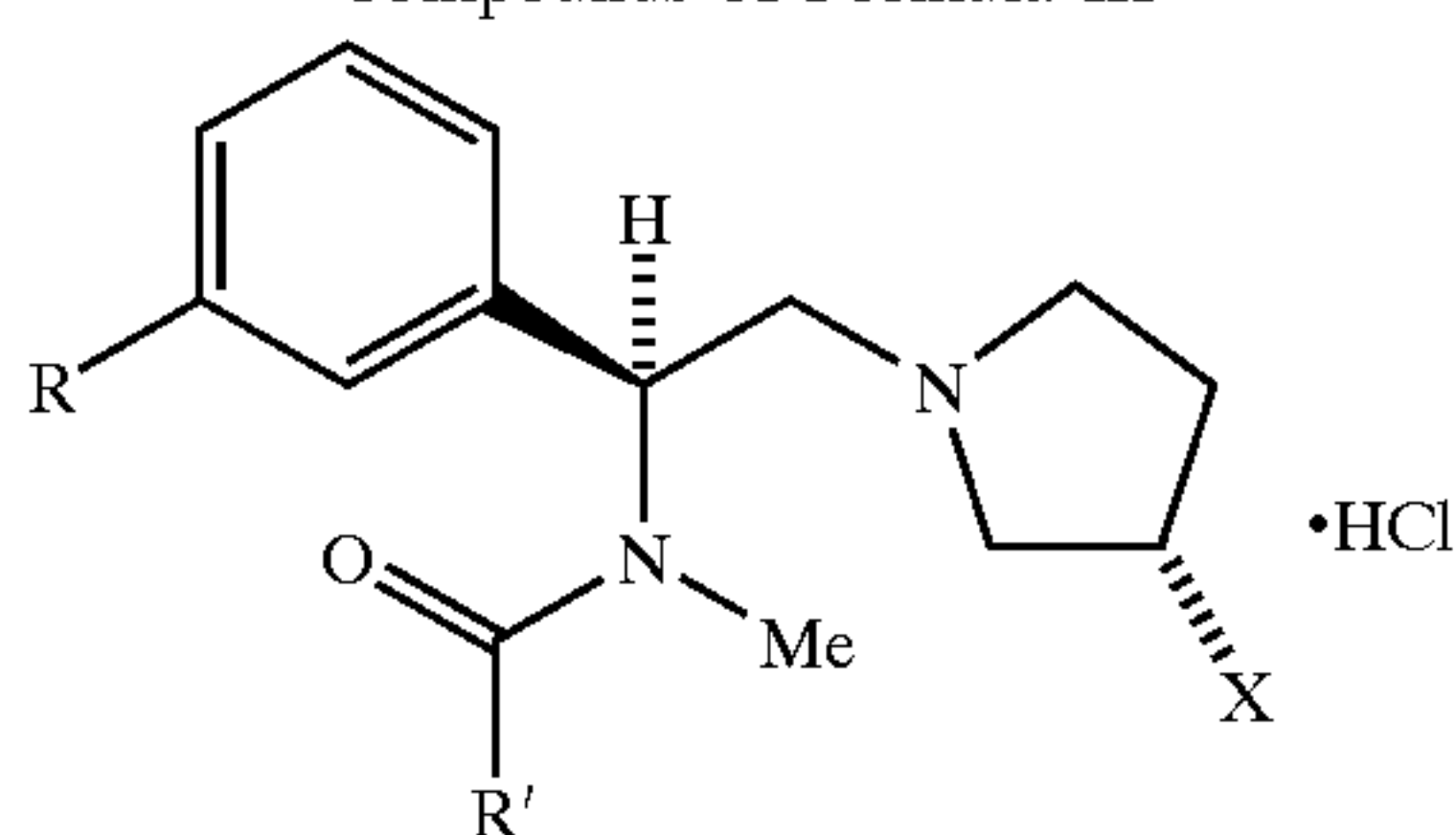
Compounds of Formula III						
						
Compounds	X	R	R'	K _i (nM) k [³ H]Diprenorphin	K _i (nM) k [³ H]U69,593	Late Phase Formalin A ₅₀ (mg)
ADL-01-0126-1	—H	—N(SO ₂ Me) ₂		7% @ 1 mM	58% @ 1 mM	Not tested.
ADL-01-0124-6	—H	—NHPO ₃ Et ₂		33	48	Not tested.
ADL-01-0139-4	—H	—NHPO ₃ Et ₂		56% @ 1 mM	76	Not tested.
ADL-01-0063-6 (EMD 61753)	—OH	R=H		0.52	0.34	59 mg/ms (i-paw) 28 mg/kg (sc)
ADL-01-0023-0	—H	—H		25,18	4.8, 3.0	67
ADL-01-0027-1	—H	—H		55, 42, 60	7.7, 15	174
ADL-01-0036-2	—H	—H		0.2, 0.17	0.21, 1.7	27
ADL-01-0064-4	—OH	R=H		0.23	0.16	Not tested.

TABLE III-continued

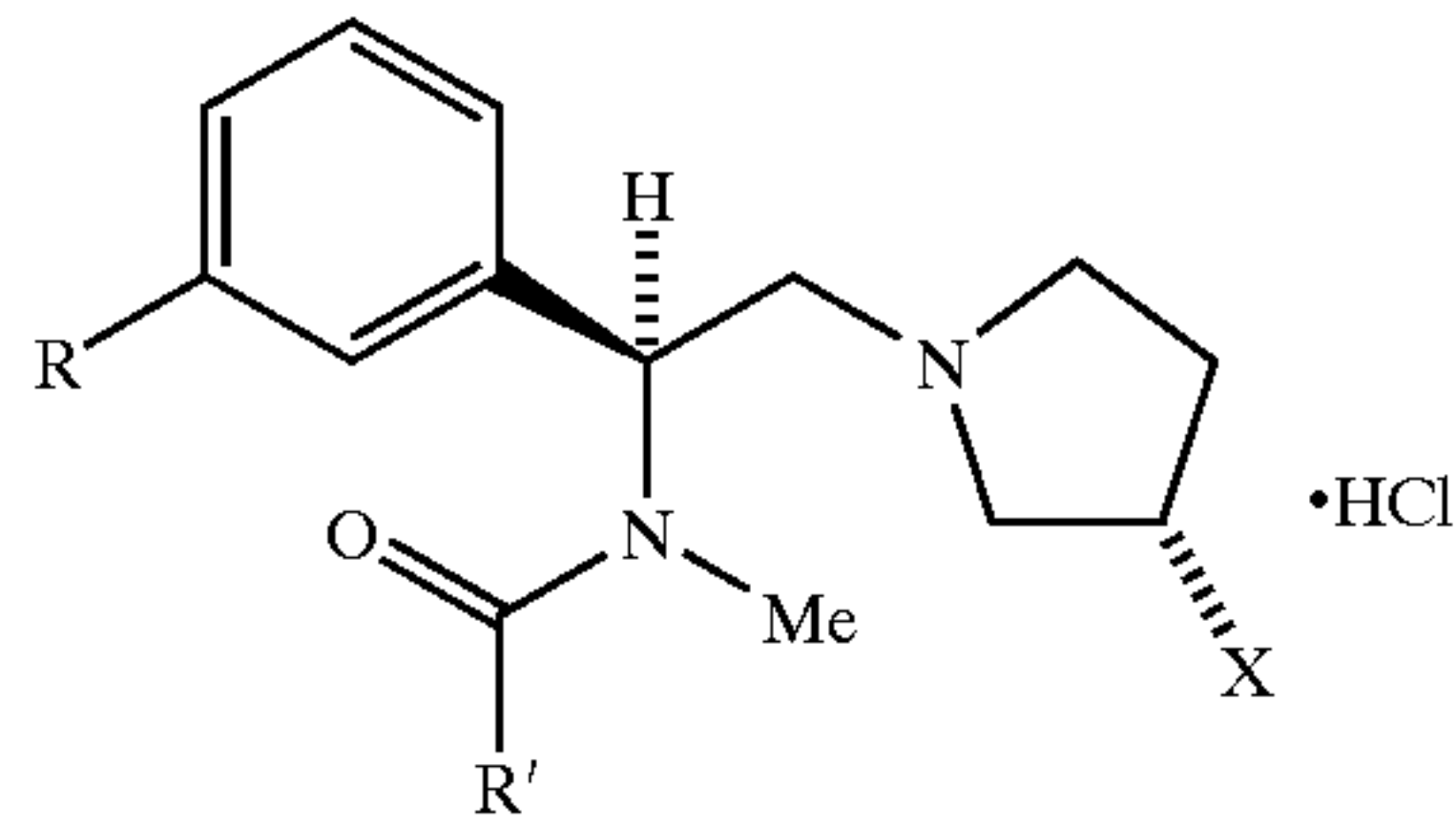
Compounds of Formula III



Compounds	X	R	R'	K _i (nM) k [³ H]Diprenorphin	K _i (nM) k [³ H]U69,593	Late Phase Formalin A ₅₀ (mg)
ADL-01-0049-5	—H	—H		5.4, 3.7	0.36, 0.39	39
ADL-01-0061-0	—H	—H		0.43, 0.88	0.33, 0.38	29
ADL-01-0054-5	—H	—H		0.94, 0.28	0.5, 0.07, 0.06	13
ADL-01-0058-6	—H	—H		0.12, 0.013	0.050, 0.060	0.009 mg/Kg (s.c.)
ADL-01-0111-3	—H	—H		0.30	0.12	97% @ 300
ADL-01-0123-8	—H	—H		1.3	0.18	98% @ 300
ADL-01-0085-9	—H	—H		22, 13	3.3, 1.3	90% A @ 300
ADL-01-0100-6	—H	—H		65% @ 1 mM	98% @ 1 mM	43% @ 300
ADL-01-0122-0	—H	—H		52	4.8	51% @ 300

TABLE III-continued

Compounds of Formula III



Compounds	X	R	R'	K _i (nM) k [³ H]Diprenorphin	K _i (nM) k [³ H]U69,593	Late Phase Formalin A ₅₀ (mg)
ADL-01-0078-4	—H	—H		5.4, 4.9	2.2, 1.2	Not tested.
ADL-01-0110-5	—H	—H		75% at 1 mM	9.0	32% @ 300
ADL-01-0125-3	—H	—H		19	2.2	40% @ 300
ADL-01-0146-9	—H	—H		100% @ 1 mM	91% @ 1 mM	94% @ 300
ADL-01-0140-2	—OH	R=H		1.06	0.36	Not tested.

TABLE IV

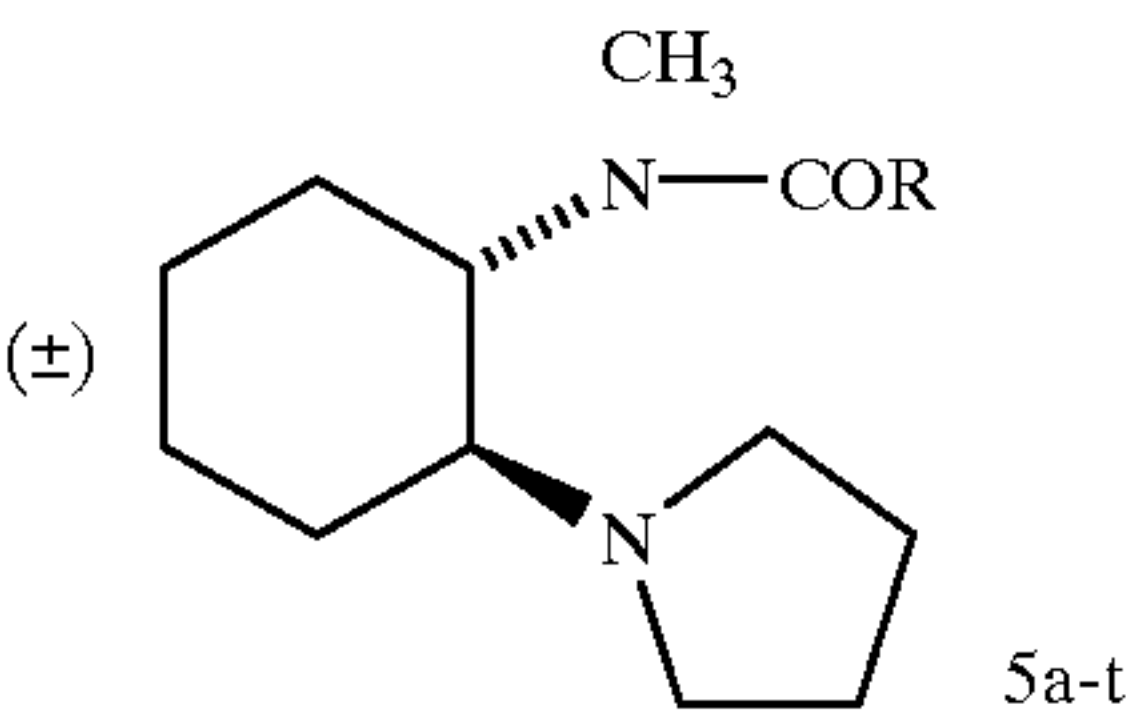
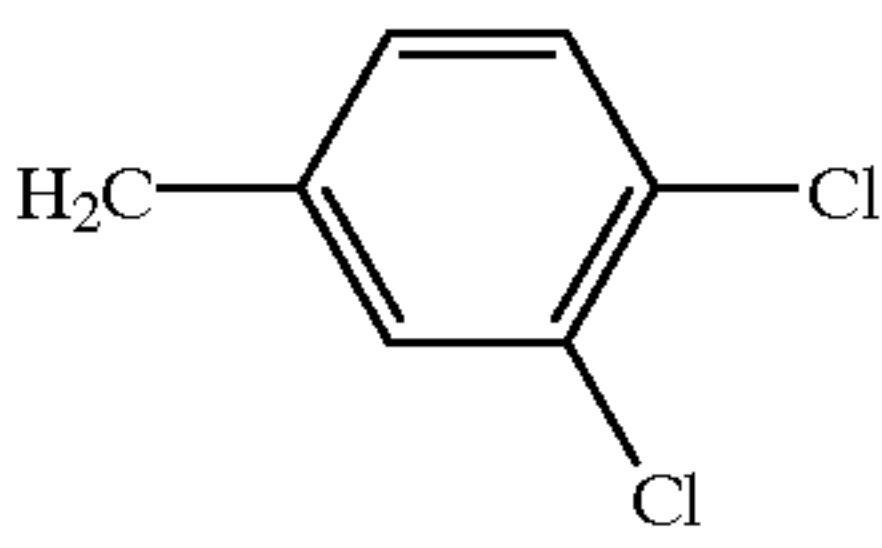
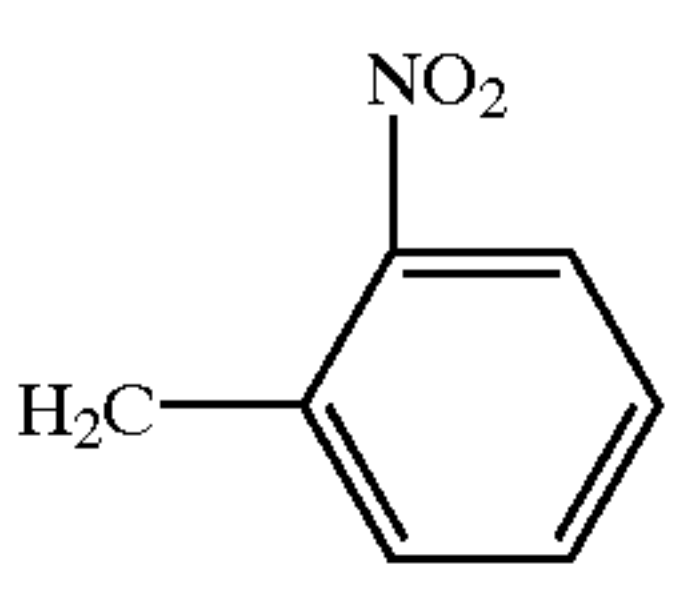
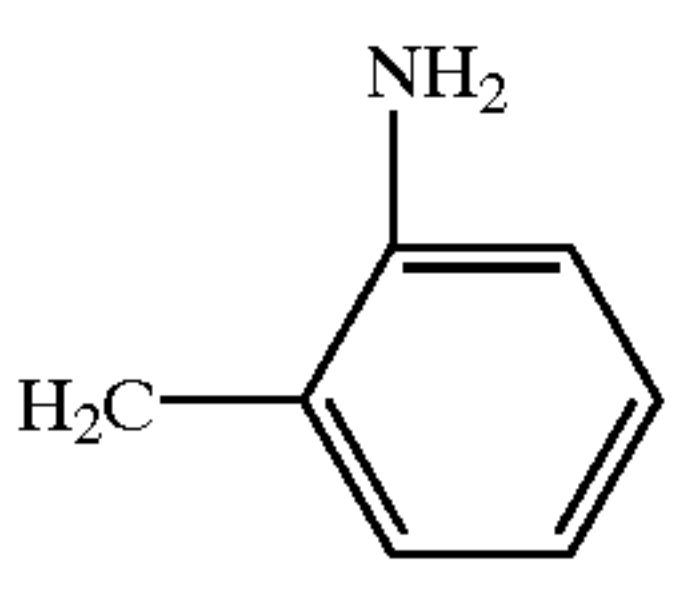
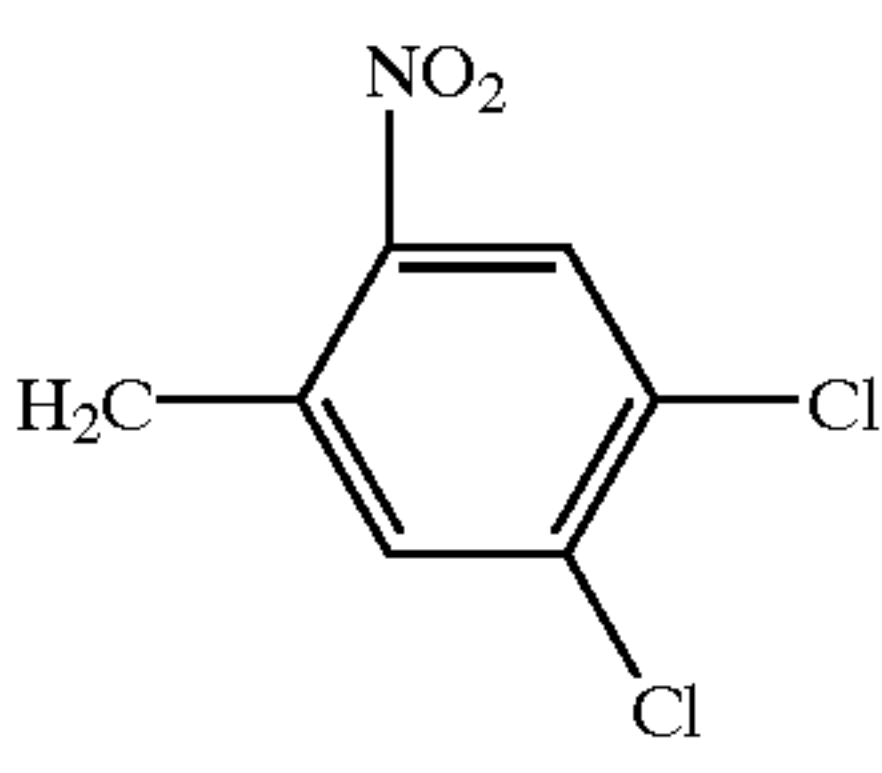
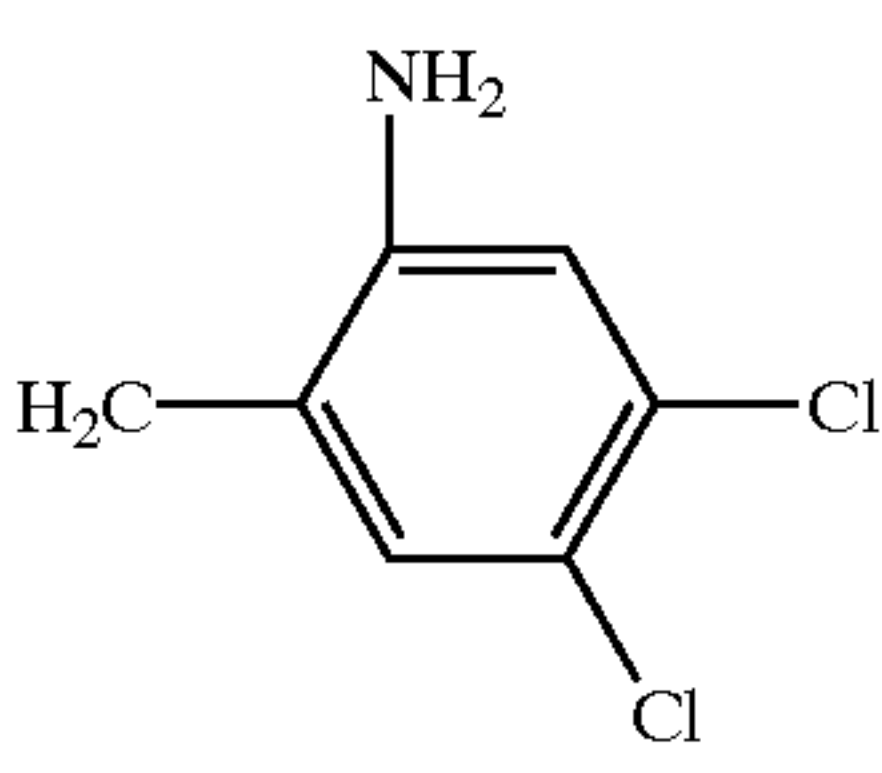
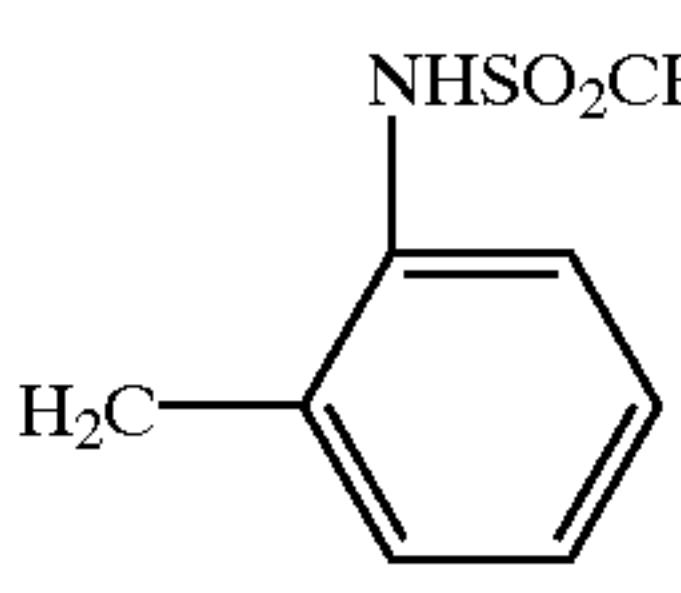
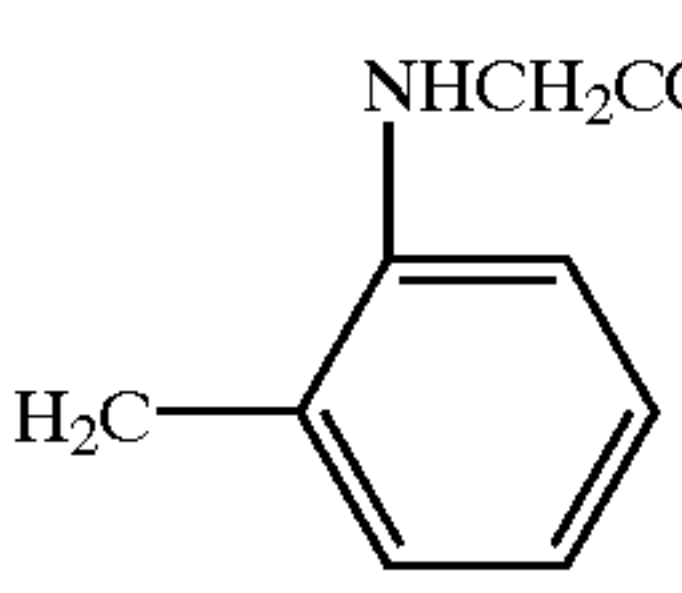
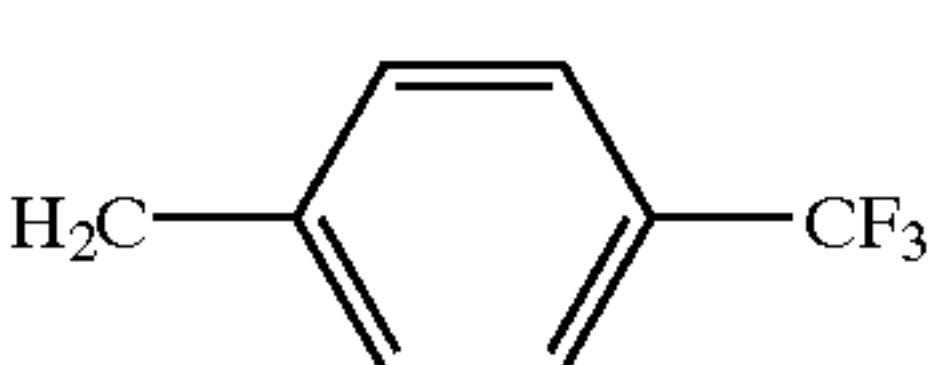
Compounds of Formula IV				
				
Compounds	R	K _i (nM) diprenorphine	K _i (nM) U-69593	Late Phase Formalin A ₅₀ (mg)
U-50488		4.3	0.6	Not tested.
ADL-01-0012-3 (5a)		596	100	Not tested.
ADL-01-0014-9 (5b)		1031	433	Not tested.
ADL-01-0015-6 (5c)		6.7	1.4	3.5
ADL-01-0016-4 (5d)		10.6	1.7	72.0
ADL-01-0025-5 (5e)		3185	675	Not tested.
ADL-01-0028-9 (5f)		14% @ 1 μM	866	Not tested.
ADL-01-0066-9 (5g)		77% @ 1 μM	3.75	59% @ 300 μg

TABLE IV-continued

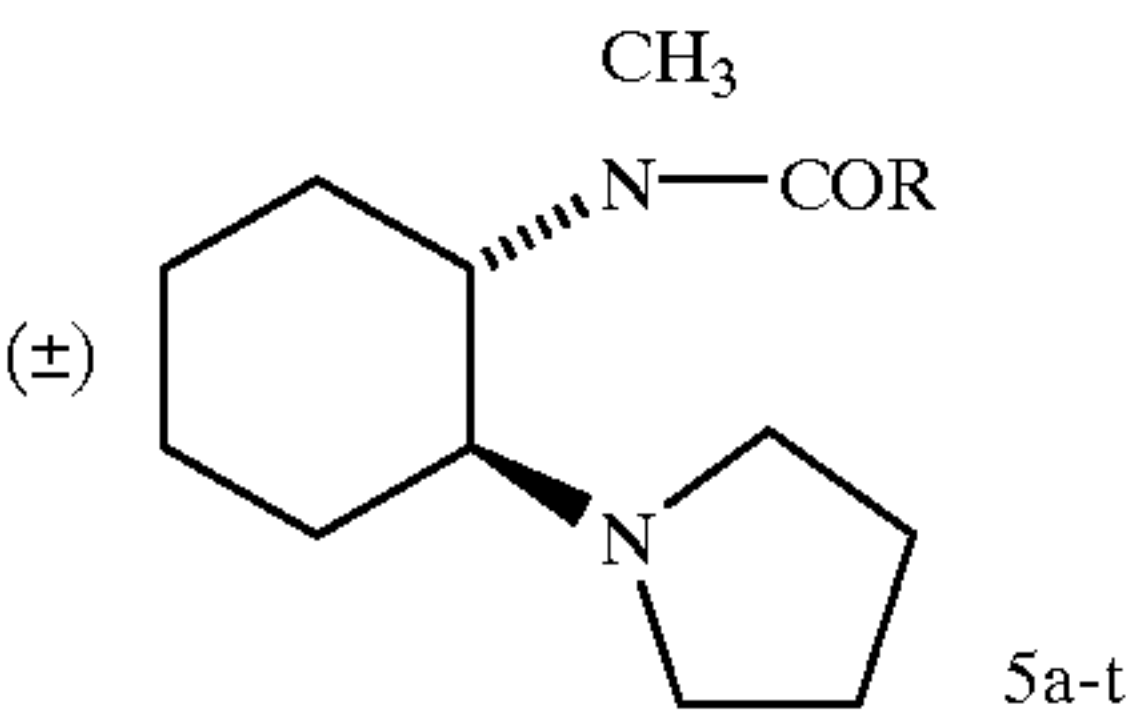
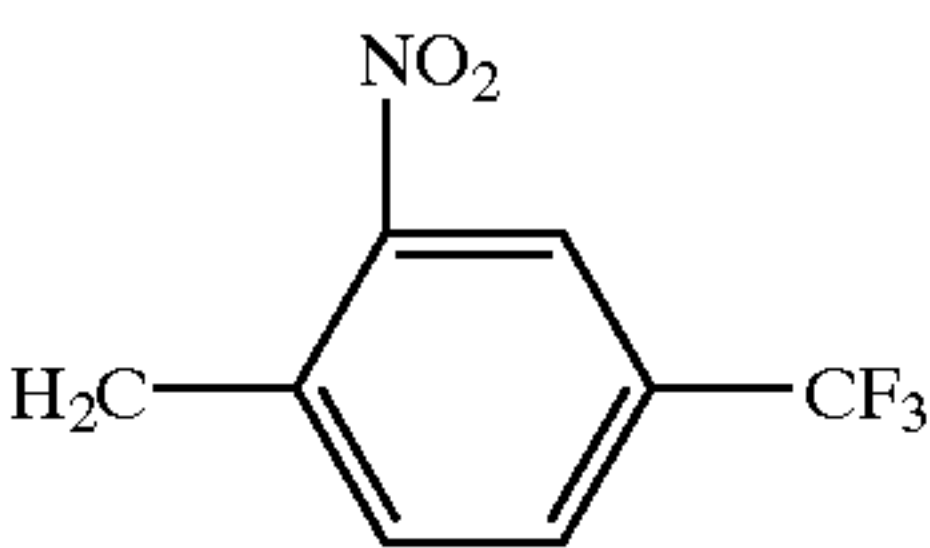
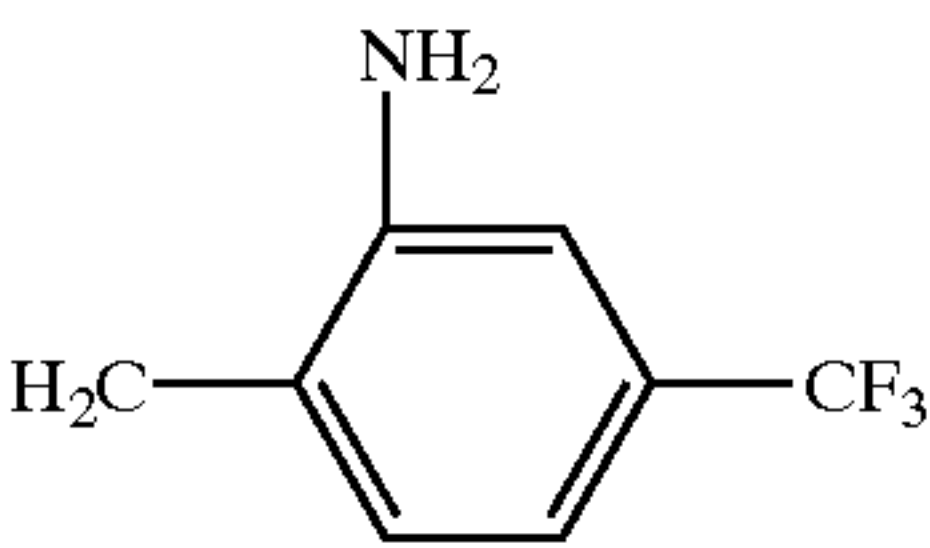
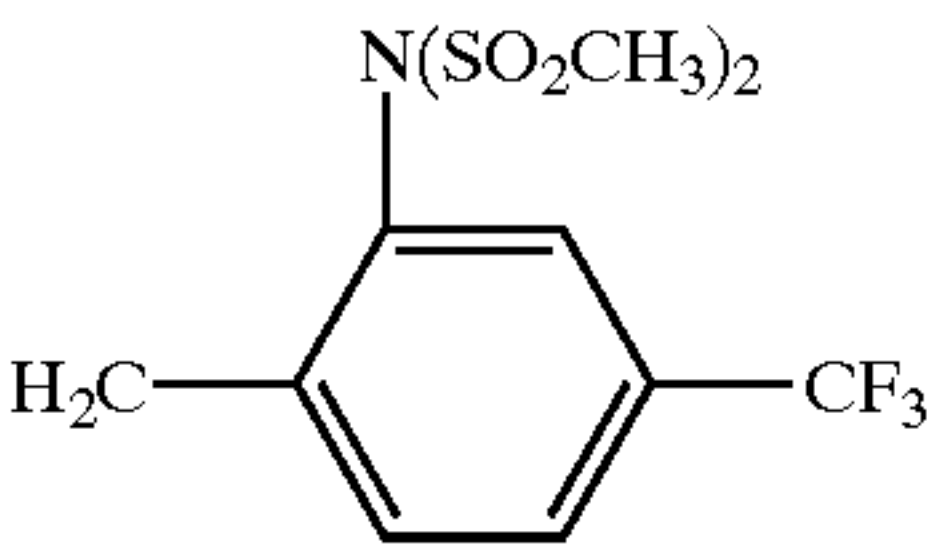
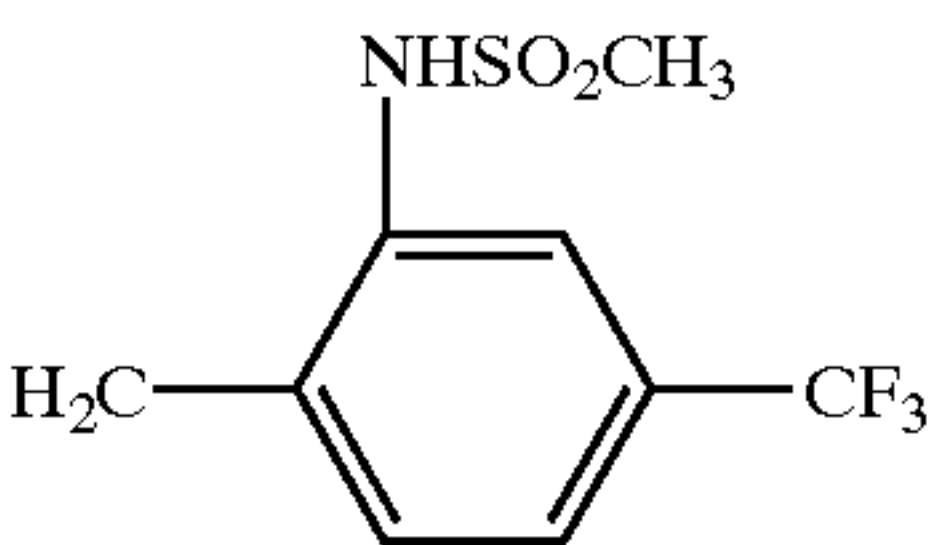
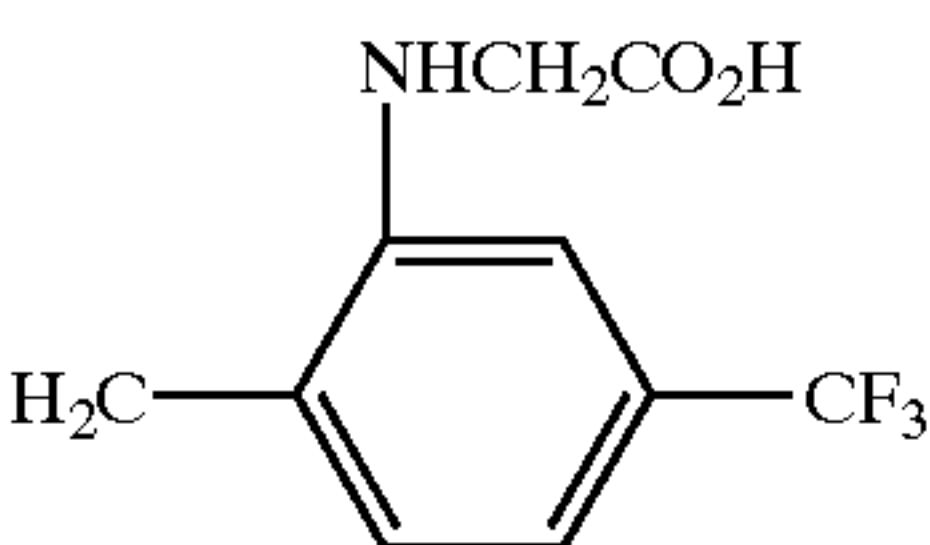
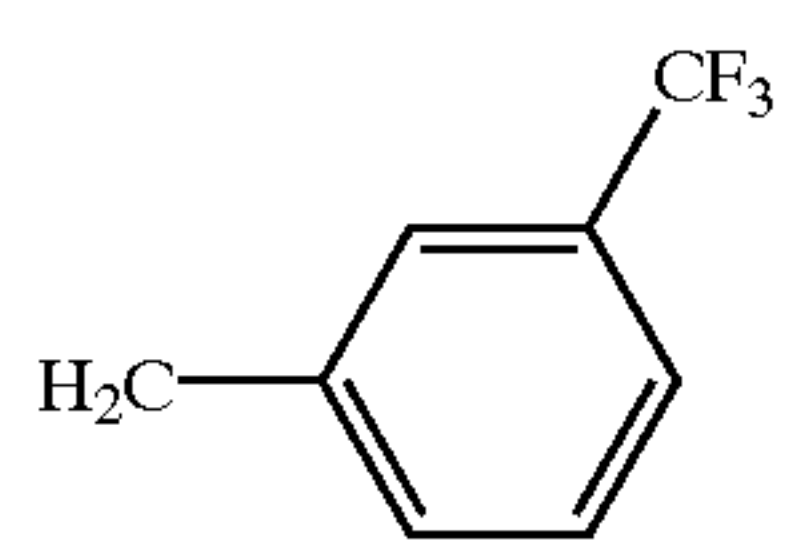
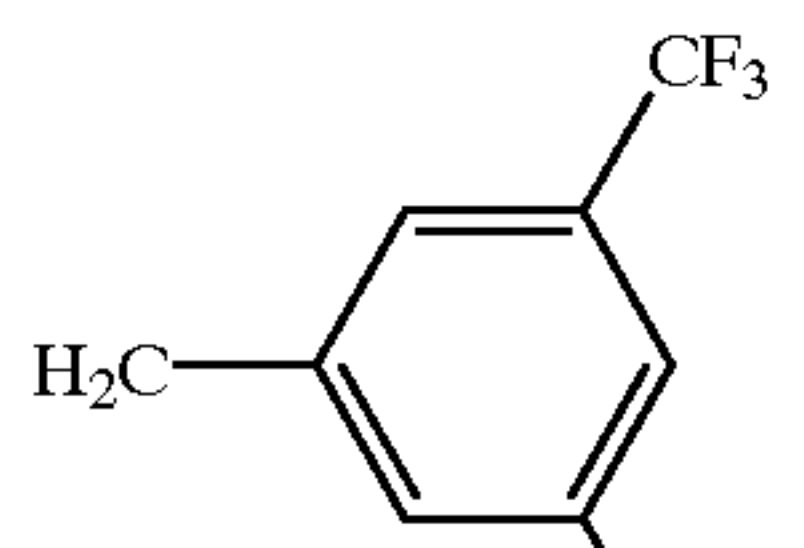
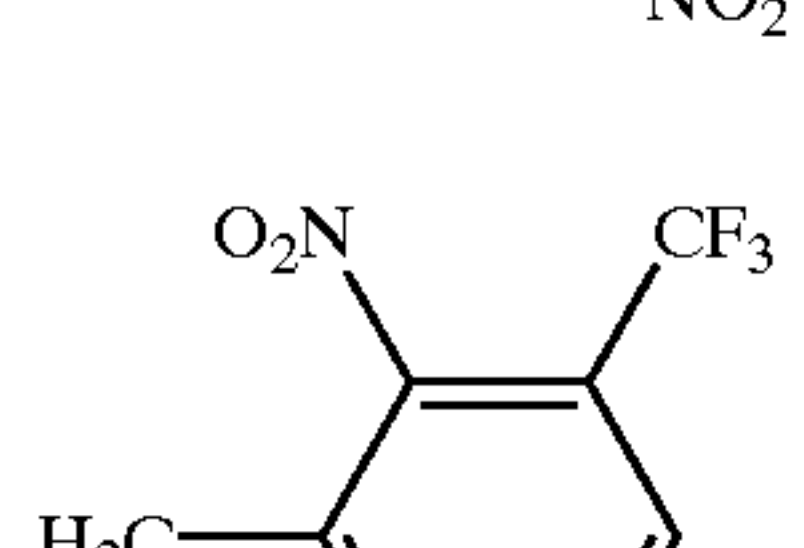
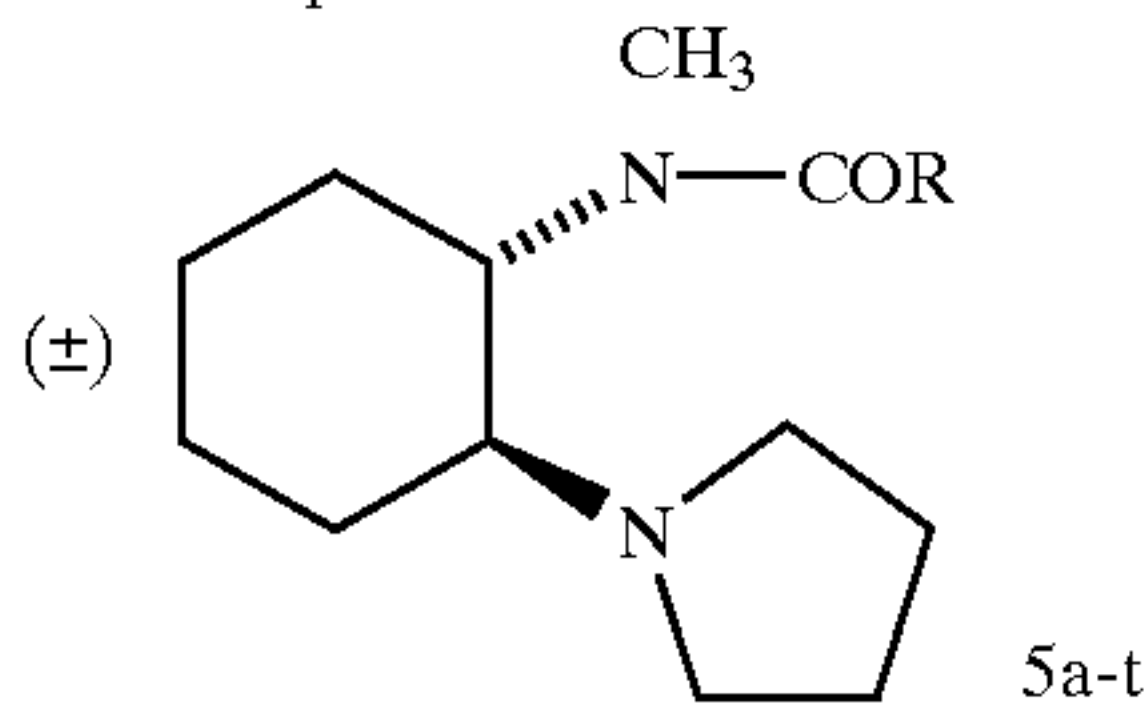
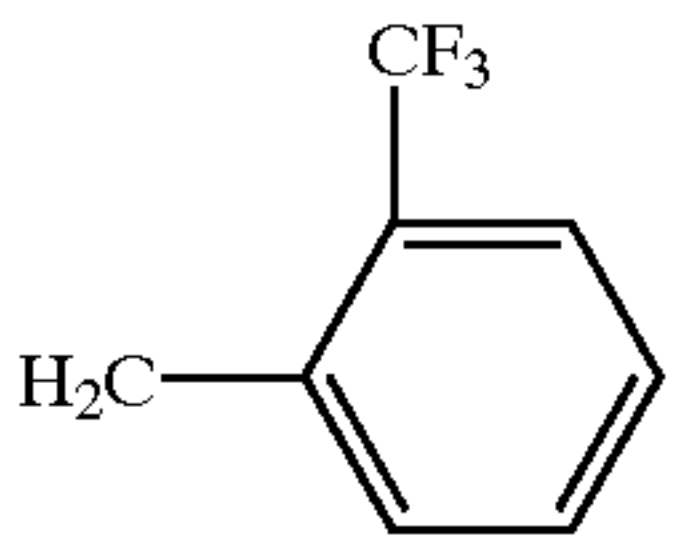
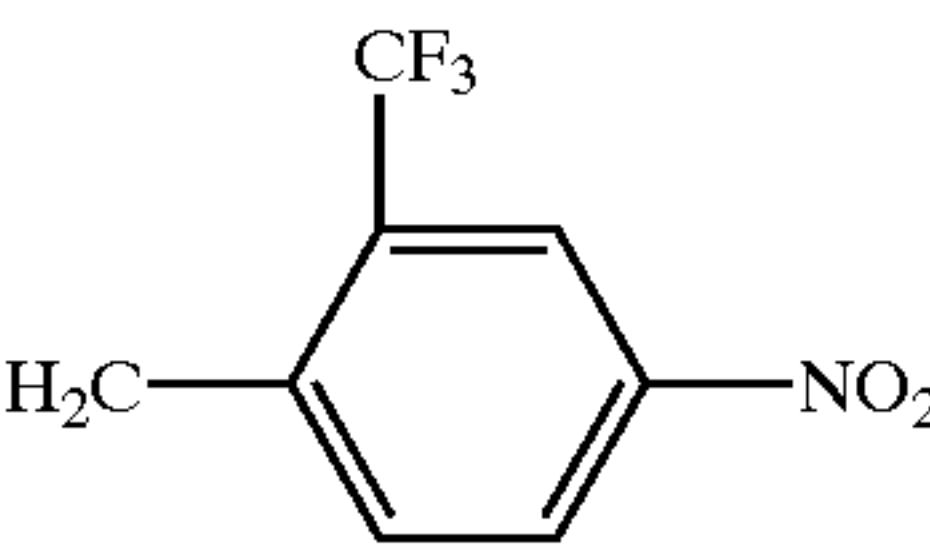
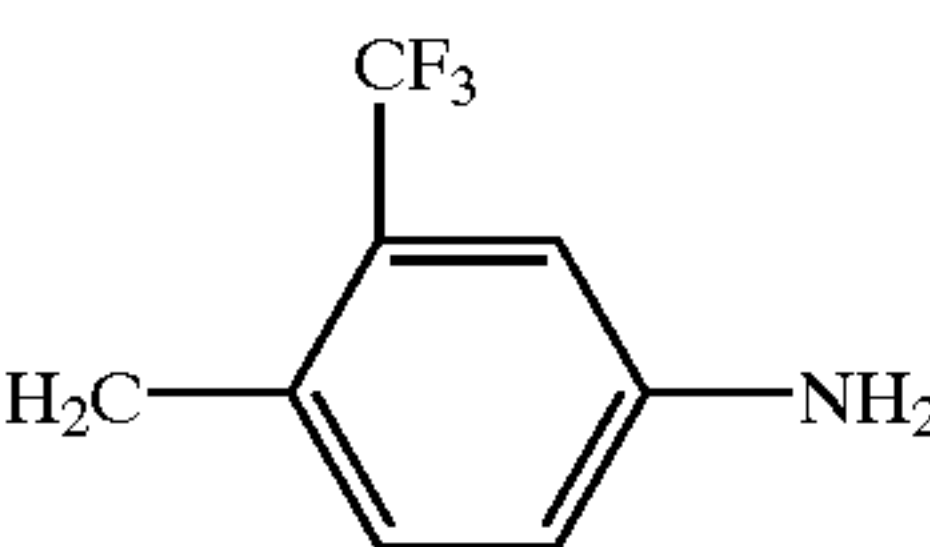
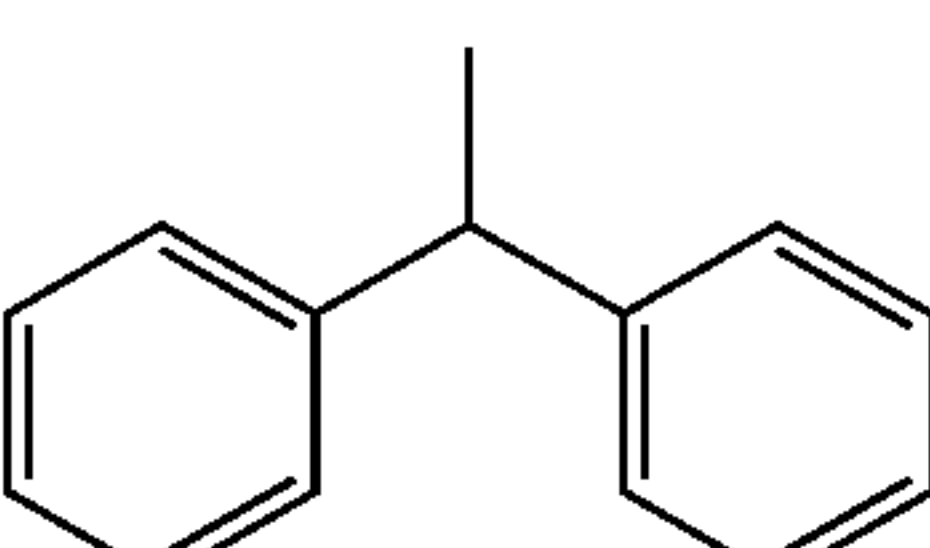
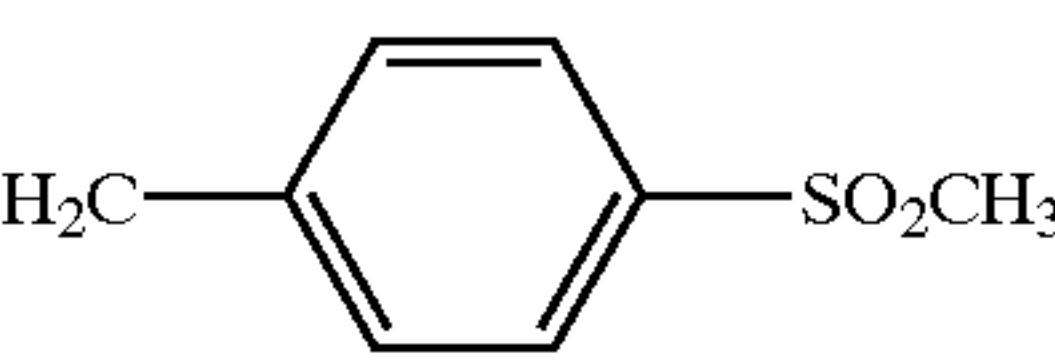
Compounds of Formula IV				
				
Compounds	R	K _i (nM) diprenorphine	K _i (nM) U-69593	Late Phase Formalin A ₅₀ (mg)
ADL-01-0065-1 (5h)		59% @ 1 μM	13.4	58% @ 300 μg
ADL-01-0080-0 (5i)		43% @ 1 μM	5.4	73% @ 300 μg
ADL-01-0118-8 (5j)		13% @ 1 μM	48% @ 1 μM	Not tested.
ADL-01-0137-8 (5k)		16% @ 1 μM	216.0	Not tested.
ADL-01-0130-3 (5l)		43.5	2.35	4.7
ADL-01-0083-4 (5m)		192.5	11.25	6.2
ADL-01-0087-5 (5n)		61% @ 1 μM	10.85	70% @ 300 μg
ADL-01-0088-3 (5o)		5.65	1.4	86% @ 300 μg

TABLE IV-continued

Compounds of Formula IV				
				
Compounds	R	K _i (nM) diprenorphine	K _i (nM) U-69593	Late Phase Formalin A ₅₀ (mg)
ADL-01-0114-7 (5p)		53% @ 1 μM	25.0	Not tested.
ADL-01-0116-2 (5q)		77% @ 1 μM	6.4	Not tested.
ADL-01-0142-8 (5r)		50% @ 1 μM	21.0	Not tested.
ADL-01-0013-1 (5s)		1171	330	Not tested.
ADL-01-0071-9 (5t)		40% @ 1 μM	96	Not tested.

FORMULATIONS OF THE PRESENT INVENTION

Effective concentrations of one or more of the compounds of the present invention or pharmaceutically acceptable derivatives thereof are mixed with a suitable pharmaceutical carrier or vehicle for systemic, topical or local administration. Compounds are included in an amount effective for reducing the hyperalgesic state or other symptoms for which treatment is contemplated. The concentration of active compound in the composition will depend on absorption, inactivation, excretion rates of the active compound, the dosage schedule, and amount administered as well as other factors known to those of skill in the art. For topical and local administration, the dosages are higher, typically at least about 5 to 10 fold, than the amount delivered when administered systemically orally.

The compounds of the present invention possess analgesic activity and can be used for the relief of pain without loss of consciousness. For example, compounds can be used to treat muscle spasm, arthritis and other musculoskeletal conditions, e.g., bursitis, relieve mild to moderate postoperative and postpartum pain, dysmenorrhea and pain of traumatic origin. Additionally, the compounds of the present

invention can be administered for the treatment of severe pain, e.g., pain associated with adenocarcinoma, amputation of a limb, and third degree burns over a major portion of the body in animals and humans.

Selected compounds of the present invention have activity as narcotic antagonists. They can be used to counteract or prevent excessive central nervous system depression and respiratory depression resulting from the administration of morphine or other morphine-like drugs, e.g., hydromorphone, oxymorphone, methadone and meperidine. The compounds are also capable of inducing an abstinence syndrome in narcotic addicted subjects, i.e., induce withdrawal effects for diagnostic purposes.

The dosage of the compound of Formulas I, II, III, IV and V for analgesic purposes is from about 0.001 to about 20 mg/kg body weight of the patient. The compounds of Formulas II, III, IV and V are conveniently prepared in 5, 10, 25, 50, 75, 100 and 200 mg dosage units for administration for 1 to 4 times a day. Preferred unit dosages are from 0.05 to 10 mg/kg body weight of the patient.

The compounds are administered orally, parenterally, rectally and topically.

Pharmaceutical carriers or vehicles suitable for administration of the compounds and for the methods provided

herein include any such carriers known to those skilled in the art to be suitable for the particular mode of administration. In addition, the compounds may be formulated as the sole pharmaceutically active ingredient in the composition or may be combined with other active ingredients.

a) Systemic Formulations

The formulations of the present invention are provided for administration to humans and animals in unit dosage forms, such as tablets, capsules, pills, powders, granules, sterile parenteral solutions or suspensions, and oral solutions or suspensions, and oil-water emulsions containing suitable quantities of a compound of Formulas I, II, III, IV and V or pharmacologically acceptable salts thereof.

Pharmaceutical dosage unit forms are prepared to provide from about 0.05 mg to about 500 mg and preferably from about 1.0 to about 200 mg of the essential active ingredient or a combination of essential ingredients per dosage unit form.

Oral pharmaceutical dosage forms are either solid or liquid. The solid dosage forms are tablets, capsules, granules, and bulk powders. Types of oral tablets include compressed, chewable lozenges and tablets which may be enteric-coated, sugar-coated or film-coated. Capsules may be hard or soft gelatin capsules, while granules and powders may be provided in non-effervescent or effervescent form with the combination of other ingredients known to those skilled in the art.

Pharmaceutically acceptable carriers utilized in tablets are binders, lubricants, diluents, disintegrating agents, coloring agents, flavoring agents, and wetting agents. Enteric-coated tablets, due to their enteric-coating, resist the action of stomach acid and dissolve or disintegrate in the neutral or alkaline intestines. Sugar-coated tablets are compressed tablets to which different layers of pharmaceutically acceptable substances have been applied. Film-coated tablets are compressed tablets which have been coated with a water soluble polymers. Multiple compressed tablets are compressed tablets made by more than one compression cycle utilizing the pharmaceutically acceptable substances previously mentioned. Coloring agents may also be used in the above dosage forms. Flavoring and sweetening agents are used in compressed tablets, sugar-coated, multiple compressed and chewable tablets. Flavoring and sweetening agents are especially useful in the formation of chewable tablets and lozenges.

Examples of binders include glucose solution, acacia mucilage, gelatin solution, sucrose and starch paste. Lubricants include talc, starch, magnesium or calcium stearate, lycopodium and stearic acid. Diluents include, for example, lactose, sucrose, starch, kaolin, salt, mannitol and dicalcium phosphate. Disintegrating agents include corn starch, potato starch, bentonite, methylcellulose, agar and carboxymethylcellulose. Coloring agents include, for example, any of the approved certified water soluble FD and C dyes, mixtures thereof, and water insoluble FD and C dyes suspended on alumina hydrate. Sweetening agents include sucrose, lactose, mannitol and artificial sweetening agents such as sodium cyclamate and saccharin, and any number of spray dried flavors. Flavoring agents include natural flavors extracted from plants such as fruits and synthetic blends of compounds which produce a pleasant sensation. Wetting agents include propylene glycol monostearate, sorbitan monooleate, diethylene glycol monolaurate and polyoxyethylene lauryl ether. Enteric-coatings include fatty acids, fats, waxes, shellac, ammoniated shellac and cellulose acetate phthalates. Film coatings include hydroxyethylcellulose,

sodium carboxymethylcellulose, polyethylene glycol 4000 and cellulose acetate phthalate.

Liquid oral dosage forms include aqueous solutions, emulsions, suspensions, solutions and/or suspensions reconstituted from non-effervescent granules and effervescent preparations reconstituted from effervescent granules. Aqueous solutions include, for example, elixirs and syrups. Emulsions are either oil-in water or water-in-oil.

Elixirs are clear, sweetened, hydroalcoholic preparations. Pharmaceutically acceptable carriers used in elixirs include solvents. Syrups are concentrated aqueous solutions of a sugar, for example, sucrose, and may contain a preservative. An emulsion is a two-phase system in which one liquid is dispersed in the form of small globules throughout another liquid. Pharmaceutically acceptable carriers used in emulsions are non-aqueous liquids, emulsifying agents and preservatives. Suspensions use pharmaceutically acceptable suspending agents and preservatives. Pharmaceutically acceptable substances used in non-effervescent granules, to be reconstituted into a liquid oral dosage form, include diluents, sweeteners and wetting agents. Pharmaceutically acceptable substance used in effervescent granules, to be reconstituted into a liquid oral dosage form, include organic acids and a source of carbon dioxide. Coloring and flavoring agents are used in all of the above dosage forms.

Solvents include glycerin, sorbitol, ethyl alcohol and syrup. Examples of preservatives include glycerin, methyl and propylparaben, benzoic acid, sodium benzoate and alcohol. Examples of non-aqueous liquids utilized in emulsions include mineral oil and cottonseed oil. Examples of emulsifying agents include gelatin, acacia, tragacanth, bentonite, and surfactants such as polyoxyethylene sorbitan monooleate. Suspending agents include sodium carboxymethylcellulose, pectin, tragacanth, Veegum and acacia. Diluents include lactose and sucrose. Sweetening agents include sucrose, syrups, glycerin and artificial sweetening agents such as sodium cyclamate and saccharin. Wetting agents include propylene glycol monostearate, sorbitan monooleate, diethylene glycol monolaurate and polyoxyethylene lauryl ether. Organic acids include citric and tartaric acid. Sources of carbon dioxide include sodium bicarbonate and sodium carbonate. Coloring agents include any of the approved certified water soluble FD and C dyes, and mixtures thereof. Flavoring agents include natural flavors extracted from plants such fruits, and synthetic blends of compounds which produce a pleasant taste sensation.

Parenteral administration of the formulations of the present invention includes intravenous, subcutaneous and intramuscular administrations.

Preparations for parenteral administration include sterile solutions ready for injection, sterile dry soluble products ready to be combined with a solvent just prior to use, including hypodermic tablets, sterile suspensions ready for injection, sterile dry insoluble products ready to be combined with a vehicle just prior to use and sterile emulsions. The solutions may be either aqueous or nonaqueous.

Pharmaceutically acceptable carriers used in parenteral preparations include aqueous vehicles, nonaqueous vehicles, antimicrobial agents, isotonic agents, buffers, antioxidants, local anesthetics, suspending and dispersing agents, emulsifying agents, sequestering or chelating agents and other pharmaceutically acceptable substances.

Examples of aqueous vehicles include Sodium Chloride Injection, Ringers Injection, Isotonic Dextrose Injection, Sterile Water Injection, Dextrose and Lactated Ringers Injection. Nonaqueous parenteral vehicles include fixed oils

of vegetable origin, cottonseed oil, corn oil, sesame oil and peanut oil. Antimicrobial agents in bacteriostatic or fungistatic concentrations must be added to parenteral preparations packaged in multiple-dose containers which include phenols or cresols, mercurials, benzyl alcohol, chlorobutanol, methyl and propyl p-hydroxybenzoic acid esters, thimerosal, benzalkonium chloride and benzethonium chloride. Isotonic agents include sodium chloride and dextrose. Buffers include phosphate and citrate. Antioxidants include sodium bisulfate. Local anesthetics include procaine hydrochloride. Suspending and dispersing agents include sodium carboxymethylcellulose, hydroxypropyl methylcellulose and polyvinylpyrrolidone. Emulsifying agents include Polysorbate 80 (Tween 80). A sequestering or chelating agent of metal ions include EDTA. Pharmaceutical carriers also include ethyl alcohol, polyethylene glycol and propylene glycol for water miscible vehicles and sodium hydroxide, hydrochloric acid, citric acid or lactic acid for pH adjustment.

The concentration of the pharmaceutically active compound is adjusted so that an injection provides an effective amount to produce the desired pharmacological effect. The exact dose depends on the age, weight and condition of the patient or animal as is known in the art.

The unit-dose parenteral preparations are packaged in an ampoule or a syringe with a needle.

All preparations for parenteral administration must be sterile, as is known and practiced in the art.

Illustratively, intravenous or intraarterial infusion of a sterile aqueous solution containing an active compound is an effective mode of administration. Another embodiment is a sterile aqueous or oily solution or suspension containing an active material injected as necessary to produce the desired pharmacological effect.

Pharmaceutical dosage forms for rectal administration are rectal suppositories, capsules and tablets for systemic effect.

Rectal suppositories are used herein mean solid bodies for insertions into the rectum which melt or soften at body temperature releasing one or more pharmacologically or therapeutically active ingredients.

Pharmaceutically acceptable substances utilized in rectal suppositories are bases or vehicles and agents to raise the melting point.

Examples of bases include cocoa butter (theobroma oil), glycerin-gelatin, carbowax, (polyoxyethylene glycol) and appropriate mixtures of mono-, di- and triglycerides of fatty acids. Combinations of the various bases may be used. Agents to raise the melting point of suppositories include spermaceti and wax. Rectal suppositories may be prepared either by the compressed method or by molding. The typical weight of a rectal suppository is about 2 to 3 gm.

Tablets and capsules for rectal administration are manufactured using the same pharmaceutically acceptable substance and by the same methods as for formulations for oral administration.

The pharmaceutically therapeutically active compounds of Formulas I, II, III and IV are administered orally, parenterally or rectally in unit-dosage forms or multiple-dosage forms. Unit-dose forms as used herein refers to physically discrete units suitable for human and animal subjects and packaged individually as is known in the art. Each unit-dose contains a predetermined quantity of the therapeutically active compound sufficient to produce the desired therapeutic effect, in association with the required pharmaceutical carrier, vehicle or diluent. Examples of

unit-dose forms include ampoules and syringes individually packaged tablet or capsule. Unit-dose forms may be administered in fractions or multiples thereof. A multiple-dose form is a plurality of identical unit-dosage forms packaged in a single container to be administered in segregated unit-dose form. Examples of multiple-dose forms include vials, bottles of tablets or capsules or bottles of pint or gallon. Hence, multiple dose form is a multiple of unit-doses which are not segregated in packaging.

Compounds of the present invention in formulations may be included with other active compounds to obtain desired combinations of properties. Other active compounds with known pharmacological properties include analgesics such as aspirin, phenacetin acetaminophen, propoxyphene, pentazocine, codeine, meperidine, oxycodone, mefenamic acid, and ibuprofen; muscle relaxants such as methocarbamol, orphenadrine, carisoprodol, meprobamate, chlorphenesin carbamate, diazepam, chlor-diazepoxide and chlorzoxazone; analeptics such as caffeine, methylphenidate and pentylenetetrazol; corticosteroids such as methylprednisolone, prednisone, prednisolone and dexamethasone; antihistamines such as chlorpheniramine, cyroheptadine, promethazine and pyrillamine.

b) Local and Topical Formulations

Typically a therapeutically effective dosage is formulated to contain a concentration of at least about 0.1% w/w up to about 50% w/w or more, preferably more than 1% w/w of the active compound to the treated tissue. The active ingredient may be administered at once, or may be divided into a number of smaller dose to be administered at intervals of time. It is understood that the precise dosage and duration of treatment is a function of the tissue being treated and may be determined empirically using known testing protocols or by extrapolation from in vivo or in vitro test data. It is to be noted that concentrations and dosage values may also vary with the age of the individual treated. It is to be further understood that for any particular subject, specific dosage regimens should be adjusted over time according to the individual need and the professional judgment of the person administering or supervising the administration of the formulations, and that the concentration ranges set forth herein are exemplary only and are not intended to limit the scope or practice of the claimed formulations.

The compound may be suspended in micronized or other suitable form or may be derivatized to produce a more soluble active product or to produce a prodrug. The form of the resulting mixture depends upon a number of factors, including the intended mode of administration and the solubility of the compound in the selected carrier or vehicle. The effective concentration is sufficient for ameliorating the hyperalgesic or other condition and may be empirically determined.

Compounds are typically included at concentrations 0.001% w/w or greater than 1% w/w up to 50% w/w or higher. The concentration is generally greater than the concentration for systemic administration of the compound. Preferable concentrations are in the range of 0.01% w/w to about 25% w/w, more preferably 1% w/w to 25% w/w, yet more preferably greater than about 1% w/w to about 10% w/w, and most preferably greater than 1% w/w up to about 5% w/w. Aqueous suspensions and formulations contain 1% w/w or more.

The resulting mixture may be a solution, suspension, emulsions or the like and are formulated as creams, gels, ointments, emulsions, solutions, elixirs, lotions, suspensions, tinctures, pastes, foams, aerosols, irrigations,

sprays, suppositories, bandages, or any other formulations suitable for topical or local administration.

The route of administration herein is topical or local administration, and compositions are formulated in a manner suitable for each route of administration. Preferred modes of administration include topical application to the skin, eyes or mucosa, and local application to the joints, such as by intra-articular injection. Thus, typical vehicles are those suitable for pharmaceutical or cosmetic application to body surfaces or for local injection.

Pharmaceutical and cosmetic carriers or vehicles suitable for administration of the compounds provided herein include any such carriers known to those skilled in the art to be suitable for the particular mode of administration. In addition, the compounds may be formulated as the sole pharmaceutically active ingredient in the composition or may be combined with other active ingredients. The active compound is included in the carrier in an amount sufficient to exert a therapeutically useful effect in the absence of serious toxic effects on the treated individual. The effective concentration may be determined empirically by testing the compounds using *in vitro* and *in vivo* systems, including the animal models described herein.

For topical administration, the compounds may be formulated in compositions in the form of gels, creams, lotions, solids, solutions or suspensions, or aerosols. Compositions for treating human skin are formulated for topical application with an anti-hyperalgesic effective amount of one or more of the compounds selected as described herein, in an effective concentration range [by weight], between about 0.1% and 80%, preferably 0.1 to 50%, more preferably greater than about 1% up to about 50% or more in a cream, ointment, lotion, gel, solution or solid base or vehicle known in the art to be non-toxic and dermatologically acceptable or suitable for application to the mucosa. Aqueous suspensions are preferably formulated at concentrations greater than about 1% w/w, more preferably 2% w/w.

To formulate a composition, the weight fraction of compound is dissolved, suspended, dispersed or otherwise mixed in a selected vehicle at an effective concentration such that the hyperalgesic condition is relieved or ameliorated. Generally, emollient or lubricating vehicles that help hydrate the skin are more preferred than volatile vehicles, such as ethanol, that dry the skin. Examples of suitable bases or vehicles for preparing compositions for use with human skin are petrolatum, petrolatum plus volatile silicones, lanolin, cold cream [USP], and hydrophilic ointment [USP].

The choice of an acceptable vehicle is largely determined by the mode of application and tissue to be treated. Suitable pharmaceutically and dermatologically acceptable vehicles for topical applications include those suited for use include lotions, creams, solutions, gels, tapes and the like. Generally, the vehicle is either organic in nature or an aqueous emulsion and capable of having the selected compound or compounds, which may be micronized, dispersed, suspended or dissolved therein. The vehicle may include pharmaceutically-acceptable emollients, skin penetration enhancers, coloring agents, fragrances, emulsifiers, thickening agents, and solvents.

For local internal administration, such as intra-articular administration, the compounds are preferably formulated as a suspension in an aqueous-based medium, such as isotonic buffered saline or are combined with a biocompatible support or bioadhesive intended for internal administration.

Lotions

The lotions contain an effective concentration of one or more of the compounds. The effective concentration is

preferably effective to deliver an anti-hyperalgesic amount, typically at a concentration of between about 0.1–50% w/w or more of one or more of the compounds provided herein. The lotions also contain from 1% to 50% w/w, preferably from 3% to 15% w/w of an emollient and the balance water, a suitable buffer, a C₂ or C₃ alcohol, or a mixture of water of the buffer and the alcohol. Any emollients known to those of skill in the art as suitable for application to human skin may be used. These include, but are not limited to, the following:

- (a) Hydrocarbon oils and waxed, including mineral oil, petrolatum, paraffin, ceresin, ozokerite, microcrystalline wax, polyethylene, and perhydrosqualene.
- (b) Silicone oils, including dimethylpolysiloxanes, methylphenylpolysiloxanes, water-soluble and alcohol-soluble silicone-glycol copolymers.
- (c) Triglyceride fats and oils, including those derived from vegetable, animal and marine sources. Examples include, but are not limited to, castor oil, safflower oil, cotton seed oil, corn oil, olive oil, cod liver oil, almond oil, avocado oil, palm oil, sesame oil and soybean oil.
- (d) Acetoglyceride esters, such as acetylated monoglycerides.
- (e) Ethoxylated glycerides, such as ethoxylated glyceryl monostearate.
- (f) Alkyl esters of fatty acids having 10 to 20 carbon atoms. Methyl, isopropyl and butyl esters of fatty acids are useful herein. Examples include, but are not limited to, hexyl laurate, isohexyl laurate, isohexyl palmitate, isopropyl palmitate, isopropyl myristate, decyl oleate, isodecyl oleate, hexadecyl stearate, decyl stearate, isopropyl isostearate diisopropyl adipate, diisohexyl adipate, dihexyldecyl adipate, diisopropyl sebacate, lauryl lactate, myristyl lactate, and cetyl lactate.
- (g) Alkenyl esters of fatty acids having 10 to 20 carbon atoms. Examples thereof include, but are not limited to, oleyl myristate, oleyl stearate, and oleyl oleate.
- (h) Fatty acids having 9 to 22 carbon atoms. Suitable examples include, but are not limited to, pelargonic, lauric, myristic, palmitic, stearic, isostearic, hydroxystearic, oleic, linoleic, ricinoleic, arachidonic, behenic, and erucic acids.
- (i) Fatty alcohols having 10 to 20 carbon atoms, such as but not limited to, lauryl, myristyl, cetyl, hexadecyl, stearyl, isostearyl, hydroxystearyl, oleyl, ricinoleyl, behenyl, erucyl, and 2-octyl dodecyl alcohols.
- (j) Fatty alcohol ethers, including, but not limited to, ethoxylated fatty alcohols of 10 to 20 carbon atoms, such as, but are not limited to, the lauryl cetyl, stearyl, isostearyl, oleyl, and cholesterol alcohols having attached thereto from 1 to 50 ethylene oxide groups or 1 to 50 propylene oxide groups or mixtures thereof.
- (k) Ether-esters, such as fatty acid esters of ethoxylated fatty alcohols.
- (l) Lanolin and derivatives, including but not limited to, lanolin, lanolin oil, lanolin wax, lanolin alcohols, lanolin fatty acids, isopropyl lanolate, ethoxylated lanolin, ethoxylated lanolin alcohols, ethoxylated cholesterol, propoxylated lanolin alcohols, acetylated lanolin, acetylated lanolin alcohols, lanolin alcohols linoleate, lanolin alcohols ricinoleate, acetate of lanolin alcohols ricinoleate, acetate of ethoxylated alcohols-esters, hydrogenolysis of lanolin, ethoxylated hydrogenated lanolin, ethoxylated sorbitol lanolin, and liquid and semisolid lanolin absorption bases.

- (m) Polyhydric alcohols and polyether derivatives, including, but not limited to, propylene glycol, dipropylene glycol, polypropylene glycol [M.W. 2000–4000], polyoxyethylene polyoxypropylene glycols, polyoxypropylene polyoxyethylene glycols, glycerol, ethoxylated glycerol, propoxylated glycerol, sorbitol, ethoxylated sorbitol, hydroxypropyl sorbitol, polyethylene glycol [M.W. 200–6000], methoxy polyethylene glycols 350, 550, 750, 2000, 5000, poly(ethylene oxide) homopolymers [M.W. 100,000–5,000, 000], polyalkylene glycols and derivatives, hexylene glycol (2-methyl-2,4-pentanediol), 1,3-butylene glycol, 1,2,6-hexanetriol, ethohexadiol USP (2-ethyl-1,3-hexanediol), C₁₅–C₁₈ vicinal glycol and polyoxypropylene derivatives of trimethylolpropane.
- (n) Polyhydric alcohol esters, including, but not limited to, ethylene glycol mono- and di-fatty acid esters, diethylene glycol mono- and di-fatty acid esters, polyethylene glycol [M.W. 200–6000], mono- and di-fatty esters, propylene glycol mono- and di-fatty acid esters, polypropylene glycol 2000 monooleate, polypropylene glycol 2000 monostearate, ethoxylated propylene glycol monostearate, glyceryl mono- and di-fatty acid esters, polyglycerol poly-fatty acid esters, ethoxylated glyceryl monostearate, 1,3-butylene glycol monostearate, 1,3-butylene glycol distearate, polyoxyethylene polyol fatty acid ester, sorbitan fatty acid esters, and polyoxyethylene sorbitan fatty acid esters.
- (o) Wax esters, including, but not limited to, beeswax, spermaceti, myristyl myristate, and stearyl stearate and beeswax derivatives, including, but not limited to, polyoxyethylene sorbitol beeswax, which are reaction products of beeswax with ethoxylated sorbitol of varying ethylene oxide content that form a mixture of ether-esters.
- (p) Vegetable waxes, including, but not limited to, carnauba and candelilla waxes.
- (q) Phospholipids, such as lecithin and derivatives.
- (r) Sterols, including, but not limited to, cholesterol and cholesterol fatty acid esters.
- (s) Amides, such as fatty acid amides, ethoxylated fatty acid amides, and solid fatty acid alkanolamides.

The lotions further preferably contain from 1% w/w to 10% w/w, more preferably from 2% w/w to 5% w/w, of an emulsifier. The emulsifiers can be nonionic, anionic or cationic. Examples of satisfactory nonionic emulsifiers include, but are not limited to, fatty alcohols having 10 to 20 carbon atoms, fatty alcohols having 10 to 20 carbon atoms condensed with 2 to 20 moles of ethylene oxide or propylene oxide, alkyl phenols with 6 to 12 carbon atoms in the alkyl chain condensed with 2 to 20 moles of ethylene oxide, mono- and di-fatty acid esters of ethylene oxides mono- and di-fatty acid esters of ethylene glycol wherein the fatty acid moiety contains from 10 to 20 carbon atoms, diethylene glycol, polyethylene glycols of molecular weight 200 to 6000, propylene glycols of molecular weight 200 to 3000, glycerol, sorbitol, sorbitan, polyoxyethylene sorbitol, polyoxyethylene sorbitan and hydrophilic wax esters. Suitable anionic emulsifiers include, but are not limited to, the fatty acid soaps, e.g. sodium, potassium and triethanolamine soaps, wherein the fatty acid moiety contains from 10 to 20 carbon atoms. Other suitable anionic emulsifiers include, but are not limited to, the alkali metal, ammonium or substituted ammonium alkyl sulfates, alkyl arylsulfonates, and alkyl ethoxy ether sulfonates having 10 to 30 carbon atoms in the alkyl moiety. The alkyl ethoxy ether sulfonates contain from

1 to 50 ethylene oxide units. Among satisfactory cationic emulsifiers are quaternary ammonium, morpholinium and pyridinium compounds. Certain of the emollients described in preceding paragraphs also have emulsifying properties. When a lotion is formulated containing such an emollient, an additional emulsifier is not needed, though it can be included in the composition.

The balance of the lotion is water or a C₂ or C₃ alcohol, or a mixture of water and the alcohol. The lotions are formulated by simply admixing all of the components together. Preferably, the compound, is dissolved, suspended or otherwise uniformly dispersed in the mixture.

Other conventional components of such lotions may be included. One such additive is a thickening agent at a level from 1% to 10% w/w of the composition. Examples of suitable thickening agents include, but are not limited to: cross-linked carboxypolymethylene polymers, ethyl cellulose, polyethylene glycols, gum, tragacanth, gum kharaya, xanthan gums and bentonite, hydroxyethyl cellulose, and hydroxypropyl cellulose.

Creams

The creams are formulated to contain concentration effective to deliver an anti-hyperalgesic effective amount of the compound to the treated tissue, typically at between about 0.1%, preferably at greater than 1% up to and greater than 50%, preferably between about 3% and 50%, more preferably between about 5% and 15% of one or more of the compounds provided herein. The creams also contain from 5% to 50%, preferably from 10% to 25%, of an emollient and the remainder is water or other suitable non-toxic carrier, such as an isotonic buffer. The emollients, as described above for the lotions, can also be used in the cream compositions. The cream may also contain a suitable emulsifier, as described above. The emulsifier is included in the composition at a level from 3% to 50%, preferably from 5% to 20%.

Solutions and suspensions for topical and local administration

The solutions are formulated to contain an amount of one or more compounds effective to deliver an anti-hyperalgesic amount, typically at a concentration of between about 0.1–50% w/w, preferably at least more than 1% w/w, more preferably more than 2% w/w of one or more of the compounds provided herein. The balance is water, a suitable organic solvent or other suitable solvent or buffer. Suitable organic materials useful as the solvent or a part of a solvent system are as follows: propylene glycol, polyethylene glycol [M.W. 200–600], polypropylene glycol [M.W. 425–2025], glycerine, sorbitol esters, 1,2,6-hexanetriol, ethanol, isopropanol, diethyl tartrate, butanediol and mixtures thereof. Such solvent systems can also contain water.

Solutions or suspensions used for local application can include any of the following components: a sterile diluent, such as water for injection, saline solution, fixed oil, polyethylene glycol, glycerine, propylene glycol or other synthetic solvent; antimicrobial agents, such as benzyl alcohol and methyl parabens; antioxidants, such as ascorbic acid and sodium bisulfite; chelating agents, such as ethylenediaminetetraacetic acid [EDTA]; buffers, such as acetates, titrates and phosphates; and agents for the adjustment of tonicity such as sodium chloride or dextrose. Liquid preparations can be enclosed in ampoules, disposable syringes or multiple dose vials made of glass, plastic or other suitable material. Suitable carriers may include physiological saline or phosphate buffered saline [PBS], and the suspensions and solutions may contain thickening and solubilizing agents, such as glucose, polyethylene glycol, and polypropylene glycol

and mixtures thereof. Liposomal suspensions, may also be suitable as pharmaceutically acceptable carriers. These may be prepared according to methods known to those skilled in the art.

These compositions that are formulated as solutions or suspensions may be applied to the skin, or may be formulated as an aerosol or foam and applied to the skin as a spray-on. The aerosol compositions typically contain from 25% to 80% w/w, preferably from 30% to 50% w/w, of a suitable propellant. Examples of such propellants are the chlorinated, fluorinated and chlorofluorinated lower molecular weight hydrocarbons. Nitrous oxide, carbon dioxide, butane, and propane are also used as propellant gases. These propellants are used as understood in the art in a quantity and under a pressure suitable to expel the contents of the container.

Suitably prepared solutions and suspension may also be topically applied to the eyes and mucosa. Solutions, particularly those intended for ophthalmic use, may be formulated as 0.01%–10% w/w isotonic solutions, pH about 5–7, with appropriate salts, and preferably containing one or more of the compounds herein at a concentration of about 0.1% w/w preferably greater than 1% w/w, up to 50% w/w or more. Suitable ophthalmic solutions are known [see, e.g. U.S. Pat. No. 5,116,868, which describes typical compositions of ophthalmic irrigation solutions and solutions for topical application]. Such solutions, which have a pH adjusted to about 7.4, contain, for example, 90–100 mM sodium chloride, 4–6 mM dibasic potassium phosphate, 4–6 mM dibasic sodium phosphate, 8–12 mM sodium citrate, 0.5–1.5 mM magnesium chloride, 1.5–2.5 mM calcium chloride, 15–25 mM sodium acetate, 10–20 mM D.L.-sodium β -hydroxybutyrate and 5–5.5 mM glucose.

The active compounds of the present invention can also be mixed with other active materials, that do not impair the desired action, or with materials that supplement the desired action, including viscoelastic materials, such as hyaluronic acid, which is sold under the trademark HEALON [solution of a high molecular weight (MW of about 3 million) fraction of sodium hyaluronate; manufactured by Pharmacia, Inc. see, e.g., U.S. Pat. Nos. 5,292,362, 6,282,851, 5,273,056, 5,229,127, 4,157,295 and 4,328,803], VISCOAT [fluorine-containing (meth)acrylates, such as, 1H, 2H, 2H-heptadecafluorodecylmethacrylate; see, e.g., U.S. Pat. Nos. 5,278,126, 5,273,751 and 5,214,080; commercially available from Alcon Surgical, Inc.], ORCOLON [see, e.g., U.S. Pat. No. 5,273,056; commercially available from Optical Radiation Corporation], methylcellulose, methyl hyaluronate, polyacrylamide and polymethacrylamide [see, e.g., U.S. Pat. No. 5,273,751]. The viscoelastic materials are present generally in amounts ranging from about 0.5 to 5.0% w/w, preferably 1 to 3% w/w of the conjugate material and serve to coat and protect the treated tissues. The compositions may also include a dye, such as methylene blue or other inert dye, so that the composition can be seen when injected into the eye or contacted with the surgical site during surgery.

Gels

Gel compositions can be formulated by simply admixing a suitable thickening agent to the previously described solution or suspension composition. Examples of suitable thickening agents have been previously described with respect to the lotions.

The gelled compositions contain an effective amount of one or more of an antihyperalgesic amount, typically at a concentration of between about 0.1–50% w/w or more of one or more of the compounds provided therein; from 5% to

75% w/w, preferably from 10% to 50% w/w, of an organic solvent as previously described; from 0.5% to 20% w/w, preferably from 1% to 10% w/w of the thickening agent; the balance being water or other aqueous carrier.

Solids

Compositions of solid forms may be formulated as stick-type compositions intended for application to the lips or other parts of the body. Such compositions contain an effective amount of one or more of the compounds provided therein. The amount is typically an amount effective to deliver an anti-hyperalgesic amount, typically at a concentration of between about 0.1–50% w/w or more of one or more of the compounds provided herein. The solids also contain from about 40% to 98% w/w, preferably from about 50% to 90% w/w, of the previously described emollients. This composition can further contain from 1% to 20% w/w, preferably from 5% to 15% w/w, of a suitable thickening agent, and, if desired or needed, emulsifiers and water or buffers. Thickening agents previously described with respect to lotions are suitably employed in the composition in solid form.

Other ingredients such as preservatives, including methylparaben or ethylparaben, perfumes, dyes or the like, that are known in the art to provide desirable stability, fragrance or color, or other desirable properties, such as shielding from actinic rays from the sun, to compositions for application to the skin may also be employed in a composition for such topical application.

Additional ingredients

Other active ingredients include, but are not limited to, antibiotics, antivirals, antifungals, anti-inflammatories, including steroidal and non-steroidal anti-inflammatories, anesthetics and mixtures thereof. Such additional ingredients include any of the following:

a. Antibacterial agents

Aminoglycosides, such as Amikacin, Apramycin, Arbekacin, Bambermycins, Butirosin, Dibekacin, Dihydrostreptomycin, Fortimicin(s), Fradiomycin, Gentamicin, Ispamicin, Kanamycin, Micronomicin, Neomycin, Neomycin Undecylenate, Netilmicin, Paromomycin, Ribostamycin, Sisomicin, Spectinomycin, Streptomycin, Streptonicozid and Tobramycin;

Amphenicols, such as Azidamfenicol, Chloramphenicol, Chloramphenicol Palmirate, Chloramphenicol Pantothenate, Florfenicol, Thiamphenicol;

Ansamycins, such as Rifamide, Rifampin, Rifamycin and Rifaximin;

β -Lactams;

Carbapenems, such as Imipenem;

Cephalosporins, such as 1-Carba (dethia) Cephalosporin, Cefactor, Cefadroxil, Cefamandole, Cefatrizine, Cefazedone, Cefazolin, Cefixime, Cefmenoxime, Cefodizime, Cefonicid, Cefoperazone, Ceforanide, Cefotaxime, Cefotiam, Cefpimizole, Cefpirimide, Cefpodoxime Proxetil, Cefroxadine, Cefsulodin, Ceftazidime, Cefteram, Ceftezole, Ceftributen, Cefvizoxime, Ceftriaxone, Cefuroxime, Cefuzonam, Cephacetrile Sodium, Cephalixin, Cephaloglycin, Cephaloridine, Cephalosporin, Cephalothin, Cephapirin Sodium, Cephradine and Pivcefalexin;

Cephamecins such as Cefbuperazone, Cefmetazole, Cefminox, Cefetan and Cefoxitin;

Monobactams such as Aztreonam, Carumonam and Tigemonan;

Oxacephems such as Flomoxef and Moxolactam;

Penicillins such as Amidinocillin, Amdinocillin, Pivoxil, Amoxicillin, Ampicillan, Apalcillin, Aspoxicillin, Azidocillan, Azlocillan, Bacampicillin, Benzylpenicillinic Acid, Benzylpenicillin, Carbenicillin, Carfecillin, Carindacillin, Clometocillin, Cloxacillin, Cyclacillin, Dicloxacillin, Diphenicillin, Epicillin, Fenbenicillin, Floxicillin, Hetacillin, Lenampicillin, Metampicillin, Methicillin, Mezlocillin, Nafcillin, Oxacillin, Penamecillin,, Penethamate Hydriodide, Penicillin G Benethamine, Penicillin G Benzathine, Penicillin G Benzhydrylamine, Penicillin G Calcium, Penicillin G Hydragamine, Penicillin G Potassium, Penicillin G Procaine, Penicillin N, Penicillin O, Penicillin V, Penicillin V Benzathine, Penicillin V Hydrabamine, Penimepicycline, Phenethicillin, Piperacillin, Pivapicillin, Propicillin, Quinacillin, Sulbenicillin, Talampicillin, Temocillin and Ticarcillin;

Lincosumides such as Clindamycin and Lincomycin;

Macrolides such as Azithromycin, Carbomycin, Clarithromycin, Erythromycin(s) and Derivatives, Josamycin, Leucomycins, Midecamycins, Miokamycin, Oleandomycin, Primycin, Rokitamycin, Rosaramicin, Roxithromycin, Spiramycin and Troleandomycin;

Polypeptides such as Amphomycin, Bacitracin, Capreomycin, Colistin, Enduracidin, Enviomycin, Fusafungine, Gramicidin(s), Gramicidin S, Mikamycin, Polymyxin, Polymyxin β -Methanesulfonic Acid, Pristinamycin, Ristocetin, Teicoplanin, Thiostrepton, Tuberactinomycin, Tyrocidine, Tyrothricin, Vancomycin, Viomycin(s), Virginiamycin and Zinc Bacitracin;

Tetracyclines such as Spicycline, Chlortetracycline, Clomocycline, Demeclocycline, Doxycycline, Guamecycline, Lymecycline, Meclocycline, Methacycline, Minocycline, Oxytetracycline, Penimepicycline, Pipacycline, Rolitetracycline, Sancycline, Senociclin and Tetracycline; and

others such as Cycloserine, Mupirocin, Tuberin.

b. Synthetic Antibacterials

2,4-Diaminopyrimidines such as Brodimoprim, Tetroxoprim and Trimethoprim;

Nitrofurans such as Furaldone, Furazolium, Nifuradene, Nifuratel, Nifurfoline, Nifurpirinol, Nifurpazine, Nifurtoinol and Nitrofurantoin;

Quinolines and analogs thereof, such as Amifloxacin, Cinoxacin, Ciprofloxacin, Difloxacin, Enoxacin, Fleroxacin, Flumequine, Lomefloxacin, Miloxacin, Nalidixic Acid, Norfloxacin, Ofloxacin, Oxolinic Acid, Perfloxacin, Pipemidic Acid, Piromidic Acid, Rosoxacin, Temafloxacin and Tosufloxacin;

Sulfonamides such as Acetyl Sulfamethoxypyrazine, Acetyl Sulfisoxazole, Azosulfamide, Benzylsulfamide, Chloramine- β , Chloramine-T, Dichloramine-T, Formosulfathiazole, N^2 -Formyl-sulfisomidine, N^4 - β -D-Glucosulsulfanilamide, Mafenide, 4'-(Methylsulfamoyl)sulfanilamide, p-Nitrosulfathiazole, Noprylsulfamide, Phthalylsulfacetamide, Phthalylsulfathiazole, Salazosulfadimidine, Succinylsulfathiazole, Sulfabenzamide, Sulfacetamide, Sulfachlorpyridazine, Sulfachrysoidine, Sulfacytine, Sulfadiazine, Sulfadicramide, Sulfadimethoxine, Sulfadoxine, Sulfaethidole, Sulfaguanidine, Sulfaguanol, Sulfalene, Sulfaloxic Acid, Sulfamerazine, Sulfameter, Sulfamethazine, Sulfamethizole, Sulfamethomidine,

Sulfamethoxazole, Sulfamethoxypyridazine, Sulfametrole, sulfamidochrysoidine, Sulfamoxole, Sulfanilamide, Sulfanilamidomethanesulfonic Acid Triethanolamine Salt, 4-Sulfanilamidosalicylic Acid, N^4 -Sulfanilylsulfanilamide, Sulfanilylurea, N-Sulfanilyl-3,4-xylamide, Sulfanitran, Sulfaperine, Sulfaphenazole, Sulfaproxyline, Sulfapyrazine, Sulfapyridine, Sulfasomizole, Sulfasymazine, Sulfathiazole, Sulfathiourea, Sulfatolamide, Sulfisomidine and Sulfisoxazole;

Sulfones, such as Acedapsone, Acediasulfone, Acetosulfone, Dapsone, Diathymosulfone, Glucosulfone, Solasulfone, Succisulfone, Sulfanilic Acid, p-Sulfanilylbenzylamine, p,p'-sulfonyldianiline-N,N'digalactoside, Sulfoxone and Thiazolsulfone;

Others such as Clofoctol, Hexedine, Magainins, Methenamine, Methenamine Anhydromethylenecitrate, Methenamine Hippurate, Methenamine Mandelate, Methenamine Sulfosalicylate, Nitroxoline, Squalamine and Xibomol.

c. Antifungal (antibiotics)

Polyenes such as Amphotericin-B, Candicidin, Dermostatin, Filipin, Fungichromin, Hachimycin, Hamycin, Lucensomycin, Mepartricin, Natamycin, Nystatin, Pecilocin, Perimycin; and others, such as Azaserine, Griseofulvin, Oligomycins, Pyrrolnitrin, Siccamin, Tubercidin and Viridin.

d. Antifungal (synthetic)

Allylamines such as Naftifine and terbinafine;

Imidazoles such a Bifonazole, Butoconazole, Chlordantoin, Chlormidazole, Cloconazole, Clotrimazole, Econazole, Enilconazole, Finticonazole, Isoconazole, Ketoconazole, Miconazole, Omoconazole, Oxiconazole Nitrate, Sulconazole and Tioconazole;

Triazoles such as Fluconazole, Itraconazole, Terconazole;

Others such as Acrisorcin, Amorolfine, Biphenamine, Bromosalicylchloranilide, Buclosamide, Chlophenesin, Ciclopirox, Cloxyquin, Coparaffinate, Diamthazole, Dihydrochloride, Exalamide, Flucytosine, Halethazole, Hexetidine, Loflucarban, Nifuratel, Potassium Iodide, Propionic Acid, Pyrithione, Salicylanilide, Sulbentine, Tenonitroazole, Tolciclate, Tolindate, Tolnaftate, Tricetin, Ujotion, and Undecylenic Acid.

e. Antiglaucoma agents

Antiglaucoma agents, such as Dapiprazole, Dichlorphenamide, Dipivefrin and Pilocarpine.

f. Anti-inflammatory agents

Corticosteroids, aminoarylcarboxylic Acid Derivatives such as Etofenamate, Meclofenamic Acid, Mefanamic Acid, Niflumic Acid;

Arylacetic Acid Derivatives such as Acemetacin, Amfenac Cinmetacin, Clopirac, Diclofenac, Fenclofenac, Fenclorac, Fenclozic Acid, Fentiazac, Glucametacin, Isozepam, Lonazolac, Metiazinic Acid, Oxametacine, Proglumetacin, Sulindac, Tiaramide and Tolmetin;

Arylbutyric Acid Derivatives such as Butibufen and Fenbufen;

Arylcarboxylic Acids such as Clidanac, Ketorolac and Tinoridine;

Arylpropionic Acid Derivatives such as Bucloxic Acid, Carprofen, Fenoprofen, Flunoxaprofen, Ibuprofen, Ibuprofen, Oxaprozin, Picketoprofen, Pirprofen, Pranoprofen, Protizinic Acid and Tiaprofenic Add;

Pyrazoles such as Mepirizole;

Pyrazolones such as Clofezone, Feprazone, Mofebutazone, Oxyphenbutazone, Phenylbutazone, Phenyl Pyrazolidinones, Suxibuzone and Thiazolinobutazone;

Salicylic Acid Derivatives such as Bromosaligenin, Fendosal, Glycol Salicylate, Mesalamine, 1-Naphthyl Salicylate, Olsalazine and Sulfasalazine;

Thiazinecarboxamides such as Droxicam, Isoxicam and Piroxicam;

Others such as e-Acetamidocaproic Acid, S-Adenosylmethionine, 3-Amino-4-hydroxybutyric Acid, Amixetrine, Bendazac, Bucolome, Carbazones, Difenpiramide, Ditazol, Fuaiazulene, Heterocyclic Aminoalkyl Esters of Mycophenolic Acid and Derivatives, Nabumetone, Nimesulide, Orgotein, Oxaceprol, Oxazole Derivatives, Paranyline, Pifoxime, 2-substituted-4,6-di-tertiary-butyl-s-hydroxy-1,3-pyrimidines, Proquazone and Tenidap.

g. Antiseptics

Guanidines such as Alexidine, Ambazone, Chlorhexidine and Picloxydine;

Halogens/Halogen Compounds such as Bomyl Chloride, Calcium Iodate, Iodine, Iodine Monochloride, Iodine Trichloride, Iodoform, Povidone-Iodine, Sodium Hypochlorite, Sodium Iodate, Symclosene, Thymol Iodide, Trichlocarban, Trichlosan and Troclosene Potassium;

Nitrofurans such as Furazolidone, 2-(Methoxymethyl)-5-Nitrofurane, Nidroxzone, Nifuroxime, Nifurzide and Nitrofurazone;

Phenols such as Acetomerocetol, Chloroxylenol, Hexachlorophene, 1-Naphthyl Salicylate, 2,4,6-Tribromo-m-cresol and 3',4',5-Trichlorosalicylanilide;

Quinolines such as Aminoquinuride, Chloroxine, Chlorquinaldol, Cloxyquin, Ethylhydrocupreine, Halquinol, Hydrastine, 8-Hydroxyquinoline and Sulfate; and

others, such as Boric Acid, Chloroazodin, m-Cresyl Acetate, Cupric sulfate and Ichthammol.

h. Antivirals

Purines/Pyrimidinones, such as 2-Acetyl-Pyridine 5-((2-pyridylamino)thiocarbonyl) Thiocarbonohydrazone, Acyclovir, Dideoxyadenosine, dideoxycytidine, Dideoxyinosine, Edoxudine, Floxuridine, Ganciclovir, Idoxuridine, MADU, Pyridinone, Trifluridine, Vidarabine and Zidovudine;

Others such as Acetylleucine Monoethanolamine, Acridinamine, Alkylisooxazoles, Amantadine, Amidinomyacin, Cuminaldehyde Thiosemicarbazone, Foscamet Sodium, Kethoxal, Lysozyme, Methisazone, Moroxydine, Podophyllotoxin, Ribavirin, Rimantadine, Stallimycin, Statolon, Thymosins, Tromantadine and Xenazoic Acid.

Combinations and kits

The compounds and compositions containing the compounds may also be coated on bandages, mixed with bioadhesives or included in dressings. Thus, combinations of bandages, bioadhesives, dressings and other such materials and the compositions formulated as described herein are provided. Kits containing these combinations, which may also include compositions containing the above listed agents, are also provided.

Articles of manufacture

The compounds and compositions provided herein may be packaged as articles of manufacture containing packaging

material, one or more of the compounds provided herein, which is effective for ameliorating peripheral hyperalgesia, within the packaging material, and a label that indicates that the compound, N-oxide, acid, salt or other derivative thereof is used for treating hyperalgesic conditions.

Methods of treatment

Compositions for use with human skin preferably may be applied at least once per day, or if necessary, to achieve the desired result, more often, to the areas of the skin for which treatment is sought. It is understood that the precise treatment regimen depends upon the individual treated and may be ascertained empirically depending upon the formulation, and particularly, the age of the treated individual. Any regimen is acceptable as long as the desired antihyperalgesic effects are achieved without substantial deleterious or sustained undesirable side effects.

The methods for treating human skin are practiced by applying to the skin, preferably at least daily, a composition suitable for human skin treatment or treatment of mucosal membranes and other body surface tissues, including the vagina, rectum, mouth, eyes and other such tissues. The compositions may be injected into joints or other inflamed areas.

Compositions may be combined with bandages, bioadhesives and other dressings and applied to the body in combination therewith.

The following examples are included for illustrative purposes only and are not intended to limit the scope of the invention.

Example A-Capsules

Active Compound	2.5 gm
Corn starch	23.0 gm
Lactose	145.0 gm
Talc	15.0 gm
Magnesium stearate	3.0 gm

The ingredients were mixed and were encapsulated using techniques practiced in the art.

Example B-Tablet

Active Compound	150 gm
Lactose	125 gm
Corn starch	50 gm
Magnesium stearate	2.0 gm
Liquid Petrolatum	2.0 gm

The ingredients were mixed, then put through U.S. Standard Screens to produce fine granules. The granules were compressed into tablets, each tablet containing about 150 mg of an active compound of the present invention.

Example C-Syrup

Active Compound	25 gm
Lemon Oil	2 ml
Sucrose	650 gm
Citric Acid	4 gm
Benzoic Acid	3 gm
Tragacanth	16 gm
Deionized water q.s.	1000 ml

The ingredients, without the active compound, are dispersed in water to make about 800 to 900 ml of solution. The

127

active compound is then added and the solution is stirred into a syrup. Water is then added to make 1000 ml of the syrup.

Example D-Parenteral Solution	
Active Compound	30 gm
Methylparaben	3 gm
Propylparaben	1 gm
Lidocaine	5 gm
Deionized water q.s.	1000 ml

The ingredients are dissolved in water to provide a solution followed by sterilization by filtration.

Example E-Rectal Suppository	
Active Compound	80 gm
Propylene glycol	95 gm
Polyethylene glycol 4000	1800 gm

The active compound is added to the propylene glycol and milled until a finely divided uniform mixture is formed. The polyethylene glycol 4000 is melted and the propylene glycol dispersion is added with stirring to obtain a suspension. The suspension is poured into molds, allowed to solidify and removed from the molds for packaging.

Example F-Water-washable ointment	
Active Compound	1.4% w/w
Lanolin alcohol	0.15 w/w
Emulsifying wax NF	7.5% w/w
PEG-20 glycerides	5.0% w/w
Petrolatum	86.0% w/w

The ingredients are melted together and mixed well until the resulting ointment congeals.

Example G-Oil-in-water cream	
Active Compound	10.0% w/w
Benzyl alcohol	4.0% w/w
Propylene glycol	10.0% w/w
Polyethylene glycol 400	10.0% w/w
Petrolatum	20.0% w/w
Stearyl alcohol	10.0% w/w
Poloxamer	10.0% w/w
Water q.s.	100
Buffer to pH	7.0% w/w

In preparing the oil-in-water cream, water, propylene glycol and polyethylene glycol 400 are heated to about 70° to 80° C., followed by adding a mixture of petrolatum, stearyl alcohol and poloxamer and the mixture is stirred until homogeneous. The active compound in benzyl alcohol is added and the mixture is homogenized. The pH is then adjusted with a buffer to about 7.0.

Example H-Aqueous gel	
Active Compound	10.0% w/w

128

-continued

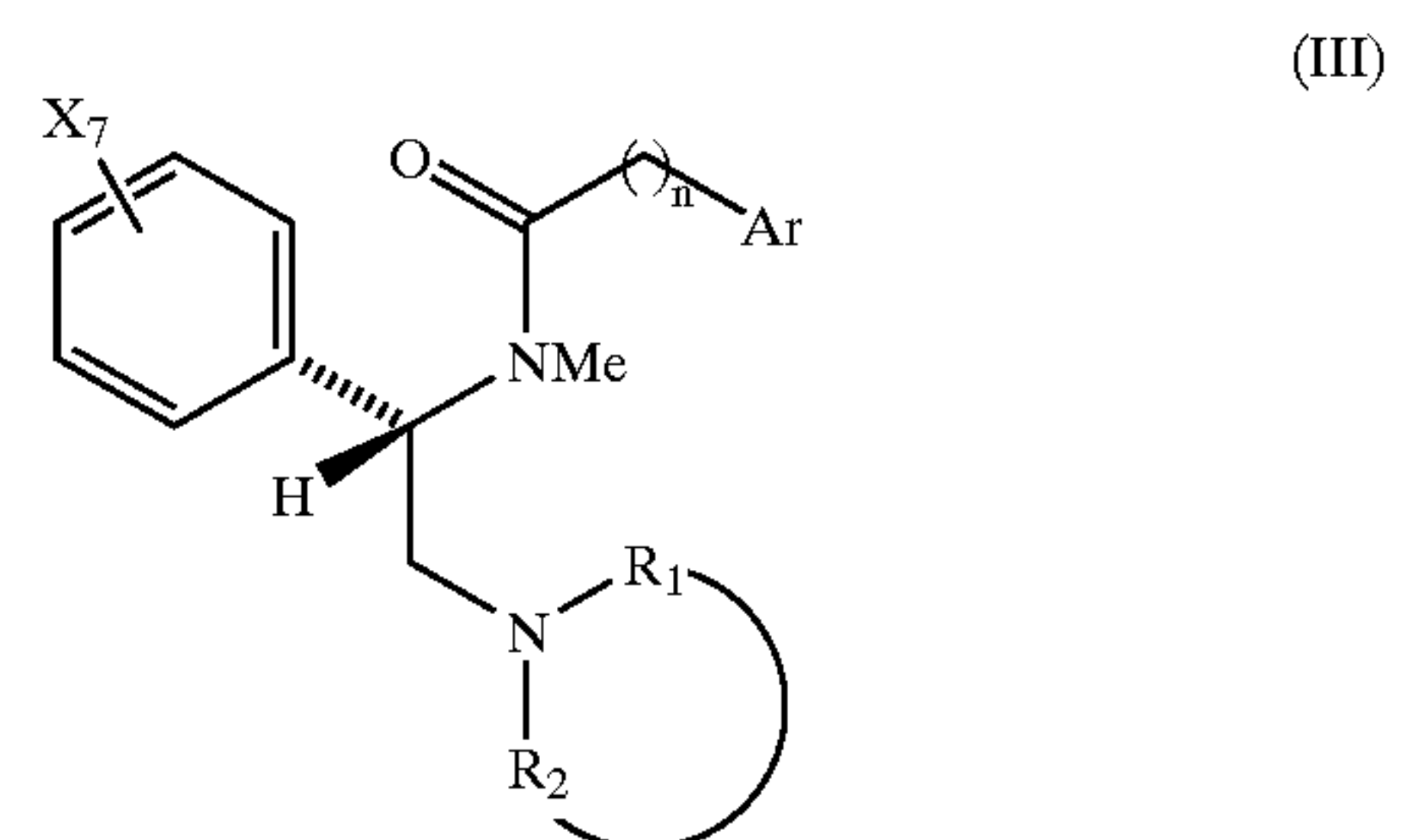
Example H-Aqueous gel	
Benzyl alcohol	4.0% w/w
Hydroxyethyl cellulose	3.0% w/w
Water q.s.	100
Buffer to pH	7.0% w/w

The aqueous gel is prepared by mixing the active compound, benzyl alcohol and adding the mixture to buffered water. Hydroxyethyl cellulose is then added with stirring until the mixture gels.

Having described the invention with reference to its preferred embodiments, it is to be understood that modifications within the scope of the invention will be apparent to those skilled in the art.

What is claimed is:

1. A compound of the formula III or a pharmaceutically acceptable salt thereof



wherein

$n=1-3$;

R_1 and R_2 are independently $=CH_3$; $-(CH_2)_m$, where $m=4-8$, $-CH_2CH(OH)(CH_2)_2-$; $-CH_2CH(F)(CH_2)_2-$;

$-(CH_2)_2O(CH_2)_2-$; or $-(CH_2)_2CH=CHCH_2-$;

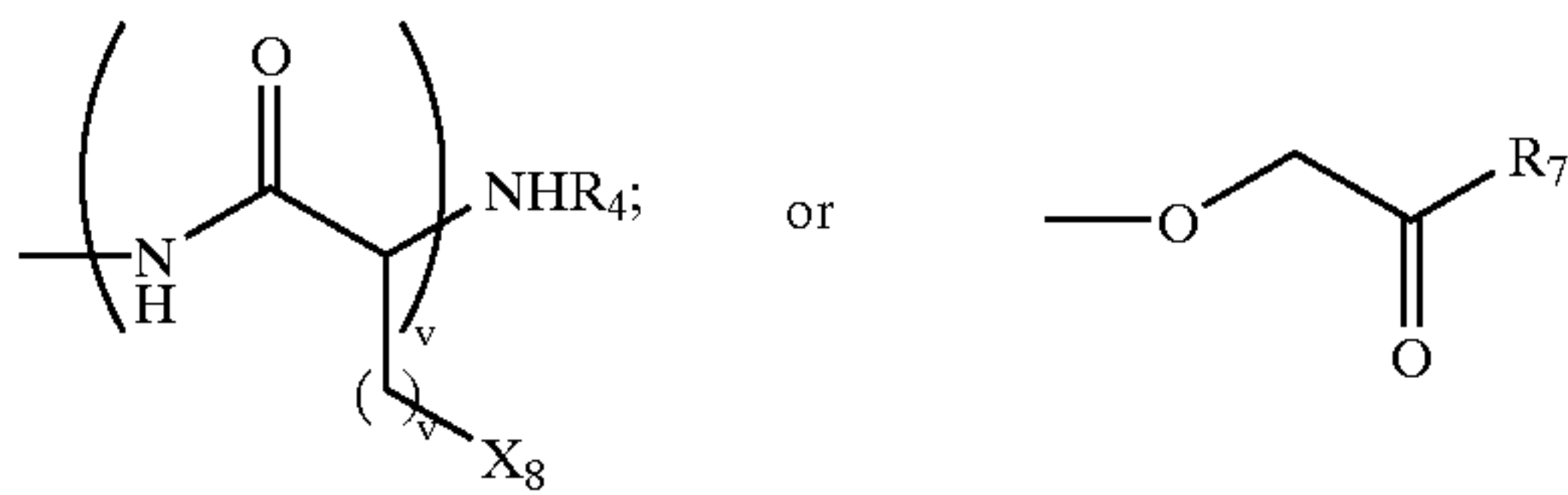
Ar=unsubstituted or mono-, or di-substituted phenyl wherein said substituents are selected from the group consisting of halogen, OCH_3 , SO_2CH_3 , CF_3 , amino, alkyl, and 3,4-dichloro; benzothiophenyl; benzofuran-yl; naphthyl; diphenyl methyl; or 9-fluorene; or Ar=heteroaromatic groups having 1-3 heteroatoms selected from the group consisting N, O and S and bearing 1-4 substituents selected from the group consisting of chlorobenzoyl, Br, Cl, F, alkyl, alkoxy, carboxy, carboxamided, amine, amide and sulfonamide;

X_7 is

$-NHSO_2CH_3$; $-NHP(O)(OBn)_2$; $-NHP(O)(OH)_2$; $-(CH_2)_uNHSO_2CH_3$; $-(CH_2)_uNHC(S)NHCH(CO_2H)(CH_2)_uCO_2H$; $-CONHOH$; or $-(CH_2)_uCONHOH$;

wherein

u=1-5;
or X_y is



R₆=—H or -Ac;

X₈=—CO₂H; —NHSO₂CH₃; —NHP(O)(OBn)₂;
—NHP(O)(OH)₂; —OP(O)(OBn)₂; or
—OP(O)(OH)₂;

R₇=—NH(CH₂)_vCO₂H; —NH(CH₂)_vCH(NH₂)(CO₂H);
—NHCH(CO₂H)(CH₂)_vNH₂; —NH(CH₂)_vSO₃H;
—NH(CH₂)_vPO₃H₂; —NH(CH₂)_vNHC(NH)NH₂; or
—NHCH(CO₂H)(CH₂)_vCO₂H; and

v=1-20.

2. The compound according to claim 1 selected from the group consisting of: 2-(3,4-dichlorophenyl)-N-methyl-N-
{1-[3-(N-2-acetic acid)carboxamido]phenyl-2-(1-pyrrolidinyl)ethyl}acetamide; 2-(3,4-dichlorophenyl)-N-
methyl-N-
phenyl-2-(1-pyrrolidinyl)ethyl}acetamide; 2-(3,4-dichlorophenyl)-N-methyl-N-
{1-[3-(N-methanesulfonamido)aminomethyl]phenyl-2-(1-pyrrolidinyl)ethyl}acetamide; 2-(3,4-dichlorophenyl)-N-methyl-N-
{1-[3-(N-succinic acid-2S-thioureido)aminomethyl]phenyl-2-(1-pyrrolidinyl)ethyl}acetamide; and 2-(3,4-dichlorophenyl)-N-methyl-N-
{1-[3-(N-2-acetic acid)sulfonamido]phenyl-2-(1-pyrrolidinyl)ethyl}acetamide.

3. [The compound according to claim 1] A compound selected from the group consisting of:

2-(3,4-Dichlorophenyl)-N-methyl-N-
{[1S]-1-[N-(S-aspartic acid-a-amide-S-aspartic acid-a-amido)-3-aminophenyl]-2-[1-pyrrolidinyl]ethyl}acetamide;

[2-(3,4-Dichlorophenyl)-N-methyl-N-
{[1S]-1-[N-(bis-methylsulfonamido)-3-aminophenyl]-2-[1-pyrrolidinyl]ethyl}acetamide;] 2-(3,4-Dichlorophenyl)-N-methyl-N-
{[1S]-1-[N-(bis-methylsulfonamido)-3-aminophenyl]-2-[1-pyrrolidinyl]ethyl}acetamide;

2-(2-Nitrophenyl)-N-methyl-N-
[(1S)-1-(3-nitrophenyl)-2-(1-pyrrolidinyl)ethyl]acetamide;

2-(2-Aminophenyl)-N-methyl-N-
[(1S)-1-(3-aminophenyl)-2-(1-pyrrolidinyl)ethyl]acetamide;

2-(N-Diethyl phosphoramidate-2-aminophenyl)-N-methyl-N-
[(1S)-1-(N-diethyl phosphoramidate-3-aminophenyl)-2-(1-pyrrolidinyl)ethyl]acetamide;

2-(N-Bis-sulfonamido-2-aminophenyl)-N-methyl-N-
[(1S)-1-(N-bis-sulfonamido-3-aminophenyl)-2-(1-pyrrolidinyl)ethyl]acetamide;

2-(2-Nitro-4,5-dichlorophenyl)-N-methyl-N-
[(1S)-1-(3-nitrophenyl)-2-(1-pyrrolidinyl)ethyl]acetamide;

2-(4-Methylsulfonylphenyl)-N-methyl-N-
[(1S)-1-(3-nitrophenyl)-2-(1-pyrrolidinyl)ethyl]acetamide;

2-(N-butyloxycarbonyl-4-aminophenyl)-N-methyl-N-
[(1S)-1-(3-nitrophenyl)-2-(1-pyrrolidinyl)ethyl]acetamide;

2-(4-Aminophenyl)-N-methyl-N-
[(1S)-1-(3-nitrophenyl)-2-(1-pyrrolidinyl)ethyl]acetamide;

2-(N-Bis-sulfonamido-4-aminophenyl)-N-methyl-N-
[(1S)-1-(3-nitrophenyl)-2-(1-pyrrolidinyl)ethyl]acetamide;

[2-(N-Bis-sulfonamido-4-aminophenyl)-N-methyl-N-
[(1S)-1-(3-aminophenyl)-2-(1-pyrrolidinyl)ethyl]acetamide;] 2-(N-Bis-sulfonamido-4-aminophenyl)-N-methyl-N-
[(1S)-1-(3-aminophenyl)-2-(1-pyrrolidinyl)ethyl]acetamide;

2-(N-Bis-sulfonamido-4-aminophenyl)-N-methyl-N-
[(1S)-1-(N-diethyl phosphoramidate-3-aminophenyl)-2-(1-pyrrolidinyl)ethyl]acetamide;

2-(2-Nitrophenyl)-N-methyl-N-
{[1S]-1-phenyl-2-[1-(3S)-(3-hydroxypyrrolidinyl)]ethyl}acetamide;

2-(2-Nitro-4,5-dichlorophenyl)-N-methyl-N-
{[1S]-1-phenyl-2-[1-(3S)-(3-hydroxypyrrolidinyl)]ethyl}acetamide;

2-(4-Methylsulfonylphenyl)-N-methyl-N-
{[1S]-1-phenyl-2-[1-(3S)-(3-hydroxypyrrolidinyl)]ethyl}acetamide;

2-(2-Nitro-4-trifluoromethylphenyl)-N-methyl-N-
{[1S]-1-phenyl-2-[1-(3S)-(3-hydroxypyrrolidinyl)]ethyl}acetamide;

2-(2-Amino-4-trifluoromethylphenyl)-N-methyl-N-
{[1S]-1-phenyl-2-[1-(3S)-(3-hydroxypyrrolidinyl)]ethyl}acetamide;

2,2-Diphenyl-N-methyl-N-
[(1S)-1-phenyl-2-(1-pyrrolidinyl)ethyl]acetamide;

N',N'-Diphenyl-N-methyl-N-
[(1S)-1-phenyl-2-(1-pyrrolidinyl)ethyl]urea;

2-(2-Nitrophenyl)-N-methyl-N-
[(1S)-1-phenyl-2-(1-pyrrolidinyl)ethyl]acetamide;

2-(2-Nitro-4,5-dichlorophenyl)-N-methyl-N-
[1S]-1-phenyl-2-(1-pyrrolidinyl)ethyl]acetamide;

2-(4-Methylsulfonylphenyl)-N-methyl-N-
[1S]-1-phenyl-2-(1-pyrrolidinyl)ethyl]acetamide;

2-(2-Methoxyphenyl)-N-methyl-N-
[1S]-1-phenyl-2-(1-pyrrolidinyl)ethyl]acetamide;

2-(3-Indolyl)-N-methyl-N-
[1S]-1-phenyl-2-(1-pyrrolidinyl)ethyl]acetamide;

2-(α,α,α-Trifluoro-p-tolyl)-N-methyl-N-
[1S]-1-phenyl-2-(1-pyrrolidinyl)ethyl]acetamide;

2-(2-Nitro-α,α,α-Trifluoro-4-tolyl)-N-methyl-N-
[1S]-1-phenyl-2-(1-pyrrolidinyl)ethyl]acetamide;

2-(1-[4-Chlorobenzoyl]-5-methoxy-2-methyl indole)-N-
[(1S)-1-phenyl-2-(1-pyrrolidinyl)ethyl]acetamide;

2-(4-Nitrophenyl)-N-methyl-N-
[1S]-1-phenyl-2-(1-pyrrolidinyl)ethyl]acetamide;

2-(3-Nitrophenyl)-N-methyl-N-
[1S]-1-phenyl-2-(1-pyrrolidinyl)ethyl]acetamide;

2-(2-Pyridyl)-N-methyl-N-
[1S]-1-phenyl-2-(1-pyrrolidinyl)ethyl]acetamide;

2-(3-Pyridyl)-N-methyl-N-
[1S]-1-phenyl-2-(1-pyrrolidinyl)ethyl]acetamide;

[2-(+)-6-Methoxy-a-methyl-2-naphthalene)-N-
[(1S)-1-phenyl-2-(1-pyrrolidinyl)ethyl]acetamide;] 2-(+)-6-Methoxy-a-methyl-2-naphthalene)-N-
[(1S)-1-phenyl-2-(1-pyrrolidinyl)ethyl]acetamide;

2-(α,α,α-Trifluoro-3-tolyl)-N-methyl-N-
[(1S)-1-phenyl-2-(1-pyrrolidinyl)ethyl]acetamide;

2-(4-Pyridyl)-N-methyl-N-
[(1S)-1-phenyl-2-(1-pyrrolidinyl)ethyl]acetamide;

2-(α,α,α-Trifluoro-2-tolyl)-N-methyl-N-
[(1S)-1-phenyl-2-(1-pyrrolidinyl)ethyl]acetamide;

2-(S)-(+)-4-Isobutyl-a-methylphenyl)-N-methyl-N-
[(1S)-1-phenyl-2-(1-pyrrolidinyl)ethyl]acetamide;

131

2-(3,4,5-Trimethoxyphenyl)-N-methyl-N-[(1S)-1-phenyl-2-(1-pyrrolidinyl)ethyl]acetamide;

2-(2-Aminophenyl)-N-methyl-N-[(1S)-1-phenyl-2-(1-pyrrolidinyl)ethyl]acetamide;

2-(2-N,N-Dimethylsulfonamido-2-aminophenyl)-N-methyl-N-[(1S)-1-phenyl-2-(1-pyrrolidinyl)ethyl]acetamide;

2-(N-Methylsulfonamido-2-aminophenyl)-N-methyl-N-[(1S)-1-phenyl-2-(1-pyrrolidinyl)ethyl]acetamide;

[2-(2-Amino-4,5-dichlorophenyl)-N-methyl-N-[(1S)-1-phenyl-2-(1-pyrrolidinyl)ethyl]acetamide;]2-(2-Amino-4,5-dichlorophenyl)-N-methyl-N-[(1S)-1-phenyl-2-(1-pyrrolidinyl)ethyl]acetamide;

2-(N,N-Dimethylsulfonamido-2-amino-4,5-dichlorophenyl)-N-methyl-N-[(1S)-1-phenyl-2-(1-pyrrolidinyl)ethyl]acetamide;

2-(2-Amino, α,α,α -Trifluoro-4-tolyl)-N-methyl-N-[(1S)-1-phenyl-2-(1-pyrrolidinyl)ethyl]acetamide;

2-(2-N,N-Dimethylsulfonamido-2-amino- α,α,α -trifluoro-4-tolyl)-N-methyl-N-[(1S)-1-phenyl-2-(1-pyrrolidinyl)ethyl]acetamide;

2-(N-Methylsulfonamido-2-amino- α,α,α -trifluoro-4-tolyl)-N-methyl-N-[(1S)-1-phenyl-2-(1-pyrrolidinyl)ethyl]acetamide;

2-(2-Aminophenyl)-N-methyl-N-[(1S)-1-phenyl-2-(1-pyrrolidinyl)ethyl]acetamide;

2-(4-Aminophenyl)-N-methyl-N-[(1S)-1-phenyl-2-(1-pyrrolidinyl)ethyl]acetamide;

2-(N,N-Dimethylsulfonamido-2-aminophenyl)-N-methyl-N-[(1S)-1-phenyl-2-(1-pyrrolidinyl)ethyl]acetamide;

2-(N,N-Dimethylsulfonamido-2-aminophenyl)-N-methyl-N-[(1S)-1-phenyl-2-(1-pyrrolidinyl)ethyl]acetamide;

2-(2-Hydroxyphenyl)-N-methyl-N-[(1S)-1-phenyl-2-(1-pyrrolidinyl)ethyl]acetamide;

132

N-methyl-N-[(1S)-1-phenyl-2-((3S)-3-hydroxypyrrolidine-1-yl)ethyl]-3,4,5-trimethoxyphenylacetamide.

4. A pharmaceutical composition comprising a compound of claim 1 in a pharmaceutically acceptable carrier.
5. A pharmaceutical composition comprising a compound of claim 2 in a pharmaceutically acceptable carrier.
6. A pharmaceutical composition comprising a compound of claim 3 in a pharmaceutically acceptable carrier.
7. A method of treating hyperalgesia in a patient comprising administering to said patient an effective amount of a compound of claim 1.
8. A method of treating hyperalgesia in a patient comprising administering to said patient an effective amount of a compound of claim 2.
9. A method of treating hyperalgesia in a patient comprising administering to said patient an effective amount of a compound of claim 3.
10. A method of treating hyperalgesia in a patient comprising administering to said patient an effective amount of a compound of claim 4.
11. A method of treating hyperalgesia in a patient comprising administering to said patient an effective amount of a compound of claim 5.
12. A method of treating hyperalgesia in a patient comprising administering to said patient an effective amount of a compound of claim 6.
13. A pharmaceutical composition comprising a compound of claim 1 and an antibiotic, antiviral, antifungal, anti-inflammatory agent or a mixture thereof in a pharmaceutically acceptable carrier.
14. A pharmaceutical composition comprising a compound of claim 2 and an antibiotic, antiviral, antifungal, anti-inflammatory agent or a mixture thereof in a pharmaceutically acceptable carrier.
15. A pharmaceutical composition comprising a compound of claim 3 and an antibiotic, antiviral, antifungal, anti-inflammatory agent or a mixture thereof in a pharmaceutically acceptable carrier.

* * * * *